



HISTORIC GRAND PRIX CARS



MSVR Masters Historic Festival
Brands Hatch GP
30th / 31st May 2026



SPORTS TIMING

TIMING SOLUTIONS LTD

Timing & Results Provided by Timing Solutions Ltd

www.tsl-timing.com

MSVR Masters Historic Festival - Brands Hatch - 30th/31st May 2026



Historic Grand Prix Cars Association

QUALIFYING - RACE 1 - CLASSIFICATION

POS	NO	CL	PIC	NAME	NAT	ENTRY	TIME	ON	LAPS	GAP	DIFF	MPH
1	76*	12	1	Tim CHILD	GBR	Brabham BT3/4 - 1962	1:38.035	13	13			89.35
2	12	7b	1	Rudi FRIEDRICHS	DEU	Cooper T53 - 1960	1:38.540	13	14	0.505	0.505	88.89
3	40	12	2	Tom WATERFIELD	GBR	Cooper T53 - 1961	1:39.483	8	8	1.448	0.943	88.05
4	17	12	3	Michael GANS	LUX	Cooper T79 - 1964	1:40.151	12	14	2.116	0.668	87.46
5	99	8	1	Mark SHAW	GBR	Scarab Offenhauser - 1960	1:40.788	7	15	2.753	0.637	86.91
6	122	12	4	Peter HORSMAN	GBR	Lotus 18/21 - 1961	1:40.928	14	14	2.893	0.140	86.79
7	53	12	5	Justin MAEERS	GBR	Cooper T53 - 1960	1:41.287	15	15	3.252	0.359	86.48
8	18*	7b	2	Clinton McCARTHY	GBR	Lotus 18 - 1960	1:41.760	13	13	3.725	0.473	86.08
9	21	10a	1	James DENTY	GBR	Lotus 21 - 1961	1:42.838	14	14	4.803	1.078	85.18
10	59*	7b	3	Geoff UNDERWOOD	GBR	Cooper T53 - 1960	1:43.248	13	13	5.213	0.410	84.84
11	2	12	6	Rod JOLLEY	GBR	Cooper T53 - 1961	1:44.168	4	7	6.133	0.920	84.09
12	75	10a	2	Alex MORTON	GBR	Lotus 21 - 1961	1:44.824	14	14	6.789	0.656	83.56
13	38*	7a	1	Richard WILSON	GBR	Ferrari 246 Dino - 1960	1:45.363	9	10	7.328	0.539	83.13
14	87	7b	4	Tony LEES	GBR	Cooper T53 - 1960	1:45.906	7	7	7.871	0.543	82.71
15	34	6	1	John SPIERS	GBR	Maserati 250F - 1955	1:46.260	6	9	8.225	0.354	82.43
16	55	10a	3	Nick TAYLOR	GBR	Lotus 18 - 1961	1:47.164	12	14	9.129	0.904	81.74
17	7	12	7	Nick TOPLISS	GBR	Cooper T53 Low Line - 1961	1:48.352	11	13	10.317	1.188	80.84
18	13	10a	4	Wolfgang HENSELER	DEU	Lotus 18 - 1960	1:48.824	12	13	10.789	0.472	80.49
19	72	10b	1	Tom DE GRES	BEL	Brabham BT14 - 1965	1:49.646	13	13	11.611	0.822	79.89
20	8	9	1	Tony DITHERIDGE	GBR	Cooper T45 - 1958	1:51.402	7	7	13.367	1.756	78.63
21	22	6	2	Elliott HANN	GBR	Maserati 250F - 1958	1:51.928	7	13	13.893	0.526	78.26
22	66	11	1	Sid HOOLE	GBR	Cooper T66 F1 - 1963	1:51.951	7	7	13.916	0.023	78.24
23	88	6	3	Glenn LOXTON	ZAF	Maserati 250F - 1955	1:52.039	11	13	14.004	0.088	78.18
24	36	5	1	Erik STAES	BEL	Cooper Bristol T23 Mk II - 1953	1:53.160	10	13	15.125	1.121	77.41
25	19	5	2	Paul GRANT	GBR	Cooper Bristol Mk 2 - 1953	1:53.693	10	13	15.658	0.533	77.04
26	248	6	4	Klaus LEHR	DEU	Maserati 250F - 1957	1:54.840	6	10	16.805	1.147	76.27
27	3	10b	2	Barry CANNELL	GBR	Lola T60 - 1965	1:55.128	8	11	17.093	0.288	76.08
28	20	10a	5	Teifion SALISBURY	GBR	Lotus 18 - 1960	1:55.945	12	13	17.910	0.817	75.55
29	63	7c	1	Jean DE MESTRAL	CHE	Cooper T51 - 1958	1:56.434	12	12	18.399	0.489	75.23
30	92*	7c	2	Stephen BANHAM	GBR	Cooper T45 - 1958	1:57.411	11	11	19.376	0.977	74.60
31	45	7c	3	Hans CIERS	BEL	Cooper T45 - 1958	2:06.434	11	11	28.399	9.023	69.28

No. 38, 59, 92 - no working transponder, please rectify before your next session Ch.12 App.6, Art.2.2
 No. 18, 59 - 1 Lap time disallowed; exceeding track limits.
 No. 76 - 2 Lap times disallowed; exceeding track limits.

Weather / Track : Sunny / Dry

These results are provisional until the conclusion of any judicial and technical matters.

Date: 30/05/2026 Start: 09:37 Finish: 10:02
 Brands Hatch GP: 2.4332 miles

Clerk Of Course: Gary Tanner

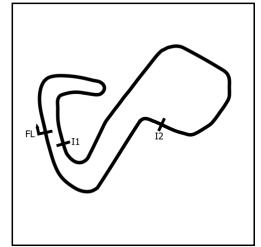
Timekeeper: Stewart Burr



MSVR Masters Historic Festival - Brands Hatch - 30th/31st May 2026

Historic Grand Prix Cars Association

QUALIFYING - RACE 1 - SECTOR ANALYSIS



SECTOR 1 = FL to I1, SECTOR 2 = I1 to I2, SECTOR 3 = I2 to FL, DIFF = Difference To Personal Best Lap, P = Crossed Finish Line in Pit Lane, D = Time Disallowed

P1 76 12		Tim CHILD		Brabham BT3/4 - 1962			
IDEAL LAP TIME : 1:37.880		BEST LAP TIME : 1:38.035		DIFFERENCE : 0.155			
LAP	SECTOR 1	SECTOR 2	SECTOR 3	LAP TIME	MPH	DIFF	TIME OF DAY
1 -	OUTLAP	53.943	25.138	1:59.710	73.17	21.675	09:39:30.658
2 -	32.948	46.319	23.218	1:42.485	85.47	4.450	09:41:13.143
3 -	33.888	45.625	23.927	1:43.440	84.68	5.405	09:42:56.583
4 -	31.513	48.270	23.767	1:43.550	84.59	5.515	09:44:40.133
5 -	32.384	45.308	23.095	1:40.787 D	86.91	2.752	09:46:20.920
6 -	32.048	47.400	23.866	1:43.314	84.78	5.279	09:48:04.234
7 -	31.817	45.168	22.850	1:39.835 (3)	87.74	1.800	09:49:44.069
8 -	31.272	44.661	22.922	1:38.855 D	88.61	0.820	09:51:22.924
9 -	31.589	45.751	23.147	1:40.487	87.17	2.452	09:53:03.411
10 -	31.187	44.442	23.032	1:38.661 (2)	88.78	0.626	09:54:42.072
11 -	31.925	50.784	24.263	1:46.972	81.88	8.937	09:56:29.044
12 -	32.044	46.279	23.345	1:41.668	86.16	3.633	09:58:10.712
13 -	31.108	43.922	23.005	1:38.035 (1)	89.35		09:59:48.747
14 -	45.912	57.227					

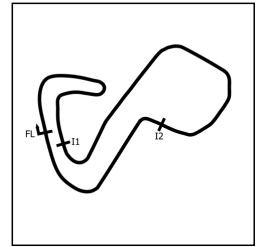
P2 12 7b		Rudi FRIEDRICHS		Cooper T53 - 1960			
IDEAL LAP TIME : 1:38.336		BEST LAP TIME : 1:38.540		DIFFERENCE : 0.204			
LAP	SECTOR 1	SECTOR 2	SECTOR 3	LAP TIME	MPH	DIFF	TIME OF DAY
1 -	OUTLAP	45.049	23.421	1:43.280	84.81	4.740	09:39:10.162
2 -	31.518	46.057	23.731	1:41.306	86.46	2.766	09:40:51.468
3 -	32.465	43.844	23.428	1:39.737	87.82	1.197	09:42:31.205
4 -	32.473	45.407	24.133	1:42.013	85.86	3.473	09:44:13.218
5 -	31.493	44.204	23.441	1:39.138	88.36	0.598	09:45:52.356
6 -	31.663	44.161	23.374	1:39.198	88.30	0.658	09:47:31.554
7 -	31.396	44.099	23.238	1:38.733 (2)	88.72	0.193	09:49:10.287
8 -	31.465	44.311	23.414	1:39.190	88.31	0.650	09:50:49.477
9 -	31.650	44.281	23.302	1:39.233	88.27	0.693	09:52:28.710
10 -	32.135	44.777	23.577	1:40.489	87.17	1.949	09:54:09.199
11 -	31.613	44.377	23.439	1:39.429	88.10	0.889	09:55:48.628
12 -	31.645	43.862	23.492	1:38.999 (3)	88.48	0.459	09:57:27.627
13 -	31.254	43.935	23.351	1:38.540 (1)	88.89		09:59:06.167
14 -	31.997	44.663	23.465	1:40.125	87.48	1.585	10:00:46.292
15 -	31.672	45.084					

P3 40 12		Tom WATERFIELD		Cooper T53 - 1961			
IDEAL LAP TIME : 1:39.319		BEST LAP TIME : 1:39.483		DIFFERENCE : 0.164			
LAP	SECTOR 1	SECTOR 2	SECTOR 3	LAP TIME	MPH	DIFF	TIME OF DAY
1 -	OUTLAP	49.221	25.160	1:53.066	77.47	13.583	09:39:25.363
2 -	33.887	45.930	23.899	1:43.716	84.45	4.233	09:41:09.079
3 -	32.473	46.302	23.385	1:42.160	85.74	2.677	09:42:51.239
4 -	33.355	47.298	23.805	1:44.458	83.85	4.975	09:44:35.697
5 -	31.808	44.918	23.631	1:40.357 (2)	87.28	0.874	09:46:16.054
6 -	31.842	48.335	23.560	1:43.737	84.44	4.254	09:47:59.791
7 -	32.080	44.653	23.925	1:40.658 (3)	87.02	1.175	09:49:40.449
8 -	31.967	44.126	23.390	1:39.483 (1)	88.05		09:51:19.932
9 -	35.566	49.770					

MSVR Masters Historic Festival - Brands Hatch - 30th/31st May 2026

Historic Grand Prix Cars Association

QUALIFYING - RACE 1 - SECTOR ANALYSIS



SECTOR 1 = FL to I1, SECTOR 2 = I1 to I2, SECTOR 3 = I2 to FL, DIFF = Difference To Personal Best Lap, P = Crossed Finish Line in Pit Lane, D = Time Disallowed

P4		17 12		Michael GANS		Cooper T79 - 1964	
IDEAL LAP TIME : 1:39.676		BEST LAP TIME : 1:40.151		DIFFERENCE : 0.475			
LAP	SECTOR 1	SECTOR 2	SECTOR 3	LAP TIME	MPH	DIFF	TIME OF DAY
1 -	OUTLAP	51.807	26.260	1:57.366	74.63	17.215	09:40:04.883
2 -	34.196	48.726	24.165	1:47.087	81.80	6.936	09:41:51.970
3 -	34.185	1:05.545	24.498	2:04.228	70.51	24.077	09:43:56.198
4 -	33.603	47.302	24.240	1:45.145	83.31	4.994	09:45:41.343
5 -	33.471	46.301	24.014	1:43.786	84.40	3.635	09:47:25.129
6 -	32.831	45.451	23.824	1:42.106	85.79	1.955	09:49:07.235
7 -	32.941	45.514	23.736	1:42.191	85.72	2.040	09:50:49.426
8 -	32.831	45.911	23.259	1:42.001	85.87	1.850	09:52:31.427
9 -	32.751	47.643	23.461	1:43.855	84.34	3.704	09:54:15.282
10 -	31.852	46.132	24.282	1:42.266	85.65	2.115	09:55:57.548
11 -	32.906	45.619	23.173	1:41.698	86.13	1.547	09:57:39.246
12 -	32.216	44.806	23.129	1:40.151 (1)	87.46		09:59:19.397
13 -	31.846	45.401	23.194	1:40.441 (2)	87.21	0.290	10:00:59.838
14 -	32.572	44.701	23.465	1:40.738 (3)	86.95	0.587	10:02:40.576

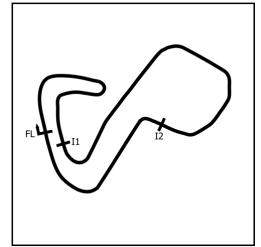
P5		99 8		Mark SHAW		Scarab Offenhauser - 1960	
IDEAL LAP TIME : 1:40.380		BEST LAP TIME : 1:40.788		DIFFERENCE : 0.408			
LAP	SECTOR 1	SECTOR 2	SECTOR 3	LAP TIME	MPH	DIFF	TIME OF DAY
1 -	OUTLAP	46.902	24.888	1:47.646	81.37	6.858	09:39:17.194
2 -	32.871	46.480	23.792	1:43.143	84.92	2.355	09:41:00.337
3 -	32.341	45.582	23.640	1:41.563	86.25	0.775	09:42:41.900
4 -	31.912	45.214	24.582	1:41.708	86.12	0.920	09:44:23.608
5 -	32.283	45.778	25.540	1:43.601	84.55	2.813	09:46:07.209
6 -	32.470	46.450	23.942	1:42.862	85.16	2.074	09:47:50.071
7 -	31.902	45.099	23.787	1:40.788 (1)	86.91		09:49:30.859
8 -	32.205	45.357	23.557	1:41.119 (3)	86.62	0.331	09:51:11.978
9 -	32.934	47.553	25.618	1:46.105	82.55	5.317	09:52:58.083
10 -	32.017	46.244	24.508	1:42.769	85.23	1.981	09:54:40.852
11 -	32.764	50.852	25.456	1:49.072	80.31	8.284	09:56:29.924
12 -	32.302	46.938	23.729	1:42.969	85.07	2.181	09:58:12.893
13 -	33.391	53.365	26.384	1:53.140	77.42	12.352	10:00:06.033
14 -	32.350	51.773	24.489	1:48.612	80.65	7.824	10:01:54.645
15 -	32.266	45.154	23.379	1:40.799 (2)	86.90	0.011	10:03:35.444

P6		122 12		Peter HORSMAN		Lotus 18/21 - 1961	
IDEAL LAP TIME : 1:40.343		BEST LAP TIME : 1:40.928		DIFFERENCE : 0.585			
LAP	SECTOR 1	SECTOR 2	SECTOR 3	LAP TIME	MPH	DIFF	TIME OF DAY
1 -	OUTLAP	50.849	25.173	1:59.778	73.13	18.850	09:40:39.604
2 -	34.503	47.056	24.551	1:46.110	82.55	5.182	09:42:25.714
3 -	35.411	47.635	24.483	1:47.529	81.46	6.601	09:44:13.243
4 -	33.132	46.210	24.008	1:43.350	84.75	2.422	09:45:56.593
5 -	32.812	46.642	23.758	1:43.212	84.87	2.284	09:47:39.805
6 -	32.453	45.915	23.568	1:41.936	85.93	1.008	09:49:21.741
7 -	32.374	45.898	23.590	1:41.862	85.99	0.934	09:51:03.603
8 -	32.299	45.544	23.610	1:41.453 (3)	86.34	0.525	09:52:45.056
9 -	32.595	45.598	24.538	1:42.731	85.26	1.803	09:54:27.787
10 -	32.441	45.051	23.670	1:41.162 (2)	86.59	0.234	09:56:08.949
11 -	32.209	46.281	24.850	1:43.340	84.76	2.412	09:57:52.289
12 -	32.454	45.872	24.793	1:43.119	84.94	2.191	09:59:35.408
13 -	31.951	53.228	23.993	1:49.172	80.23	8.244	10:01:24.580
14 -	32.379	44.824	23.725	1:40.928 (1)	86.79		10:03:05.508

MSVR Masters Historic Festival - Brands Hatch - 30th/31st May 2026

Historic Grand Prix Cars Association

QUALIFYING - RACE 1 - SECTOR ANALYSIS



SECTOR 1 = FL to I1, SECTOR 2 = I1 to I2, SECTOR 3 = I2 to FL, DIFF = Difference To Personal Best Lap, P = Crossed Finish Line in Pit Lane, D = Time Disallowed

P7 53 12 Justin MAEERS		Cooper T53 - 1960					
IDEAL LAP TIME : 1:40.672		BEST LAP TIME : 1:41.287		DIFFERENCE : 0.615			
LAP	SECTOR 1	SECTOR 2	SECTOR 3	LAP TIME	MPH	DIFF	TIME OF DAY
1 -	OUTLAP	50.519	24.595	1:53.160	77.41	11.873	09:39:27.411
2 -	33.462	46.033	23.986	1:43.481	84.65	2.194	09:41:10.892
3 -	36.964	45.520	23.987	1:46.471	82.27	5.184	09:42:57.363
4 -	33.066	47.847	23.958	1:44.871	83.52	3.584	09:44:42.234
5 -	33.021	46.418	24.502	1:43.941	84.27	2.654	09:46:26.175
6 -	32.948	47.930	25.545	1:46.423	82.31	5.136	09:48:12.598
7 -	33.639	47.674	23.988	1:45.301	83.18	4.014	09:49:57.899
8 -	33.158	45.448	24.137	1:42.743	85.25	1.456	09:51:40.642
9 -	33.334	45.311	23.824	1:42.469	85.48	1.182	09:53:23.111
10 -	32.590	45.288	24.274	1:42.152 (3)	85.75	0.865	09:55:05.263
11 -	33.539	45.659	23.603	1:42.801	85.21	1.514	09:56:48.064
12 -	32.974	45.402	23.587	1:41.963 (2)	85.91	0.676	09:58:30.027
13 -	32.195	47.769	24.239	1:44.203	84.06	2.916	10:00:14.230
14 -	32.703	47.068	24.209	1:43.980	84.24	2.693	10:01:58.210
15 -	32.750	44.890	23.647	1:41.287 (1)	86.48		10:03:39.497

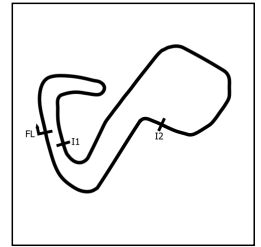
P8 18 7b Clinton McCARTHY		Lotus 18 - 1960					
IDEAL LAP TIME : 1:41.016		BEST LAP TIME : 1:41.760		DIFFERENCE : 0.744			
LAP	SECTOR 1	SECTOR 2	SECTOR 3	LAP TIME	MPH	DIFF	TIME OF DAY
1 -	OUTLAP	50.694	25.595	1:58.445	73.95	16.685	09:40:00.809
2 -	34.226	47.674	24.944	1:46.844	81.98	5.084	09:41:47.653
3 -	33.462	47.197	24.337	1:44.996	83.43	3.236	09:43:32.649
4 -	33.500	47.346	23.986	1:44.832	83.56	3.072	09:45:17.481
5 -	32.260	47.884	23.816	1:43.960	84.26	2.200	09:47:01.441
6 -	34.009	46.157	23.755	1:43.921	84.29	2.161	09:48:45.362
7 -	32.584	45.427	24.723	1:42.734	85.26	0.974	09:50:28.096
8 -	32.708	48.132	24.447	1:45.287 D	83.19	3.527	09:52:13.383
9 -	32.417	46.618	24.633	1:43.668	84.49	1.908	09:53:57.051
10 -	32.986	46.021	23.578	1:42.585 (3)	85.39	0.825	09:55:39.636
11 -	32.493	45.612	24.150	1:42.255 (2)	85.66	0.495	09:57:21.891
12 -	32.743	45.842	25.128	1:43.713	84.46	1.953	09:59:05.604
13 -	32.803	45.605	23.352	1:41.760 (1)	86.08		10:00:47.364
14 -	32.237	48.031					

P9 21 10a James DENTY		Lotus 21 - 1961					
IDEAL LAP TIME : 1:41.900		BEST LAP TIME : 1:42.838		DIFFERENCE : 0.938			
LAP	SECTOR 1	SECTOR 2	SECTOR 3	LAP TIME	MPH	DIFF	TIME OF DAY
1 -	OUTLAP	52.146	25.689	2:00.286	72.82	17.448	09:40:10.495
2 -	33.687	48.953	25.181	1:47.821	81.24	4.983	09:41:58.316
3 -	33.159	46.387	24.937	1:44.483	83.83	1.645	09:43:42.799
4 -	32.841	47.634	24.836	1:45.311	83.18	2.473	09:45:28.110
5 -	32.750	46.033	24.525	1:43.308	84.79	0.470	09:47:11.418
6 -	32.508	46.281	24.527	1:43.316	84.78	0.478	09:48:54.734
7 -	32.584	48.285	26.287	1:47.156	81.74	4.318	09:50:41.890
8 -	32.736	46.925	24.605	1:44.266	84.01	1.428	09:52:26.156
9 -	32.405	49.039	24.507	1:45.951	82.67	3.113	09:54:12.107
10 -	32.407	46.743	24.902	1:44.052	84.18	1.214	09:55:56.159
11 -	32.382	46.493	24.603	1:43.478	84.65	0.640	09:57:39.637
12 -	33.054	45.627	24.316	1:42.997 (3)	85.04	0.159	09:59:22.634
13 -	31.957	45.770	25.152	1:42.879 (2)	85.14	0.041	10:01:05.513
14 -	32.326	45.900	24.612	1:42.838 (1)	85.18		10:02:48.351

MSVR Masters Historic Festival - Brands Hatch - 30th/31st May 2026

Historic Grand Prix Cars Association

QUALIFYING - RACE 1 - SECTOR ANALYSIS



SECTOR 1 = FL to I1, SECTOR 2 = I1 to I2, SECTOR 3 = I2 to FL, DIFF = Difference To Personal Best Lap, P = Crossed Finish Line in Pit Lane, D = Time Disallowed

P10 59 7b		Geoff UNDERWOOD		Cooper T53 - 1960			
IDEAL LAP TIME :		BEST LAP TIME : 1:43.248		DIFFERENCE :			
LAP	SECTOR 1	SECTOR 2	SECTOR 3	LAP TIME	MPH	DIFF	TIME OF DAY
1 -				1:55.122	76.09	11.874	09:42:22.481
2 -				1:52.451	77.89	9.203	09:44:14.932
3 -				1:50.793	79.06	7.545	09:46:05.725
4 -				1:48.319	80.87	5.071	09:47:54.044
5 -				1:46.396	82.33	3.148	09:49:40.440
6 -				1:46.180	82.49	2.932	09:51:26.621
7 -				1:45.804	82.79	2.556	09:53:12.425
8 -				1:45.559	82.98	2.311	09:54:57.984
9 -				1:44.769 (2)	83.61	1.521	09:56:42.753
10 -				1:45.158 (3)	83.30	1.910	09:58:27.911
11 -				1:47.771	81.28	4.523	10:00:15.682
12 -				1:44.649 D	83.70	1.401	10:02:00.331
13 -				1:43.248 (1)	84.84		10:03:43.579

P11 2 12		Rod JOLLEY		Cooper T53 - 1961			
IDEAL LAP TIME : 1:43.806		BEST LAP TIME : 1:44.168		DIFFERENCE : 0.362			
LAP	SECTOR 1	SECTOR 2	SECTOR 3	LAP TIME	MPH	DIFF	TIME OF DAY
1 -	OUTLAP	51.591	26.015	1:58.732	73.77	14.564	09:39:54.263
2 -	33.515	47.283	24.670	1:45.468	83.05	1.300	09:41:39.731
3 -	33.525	46.612	25.797	1:45.934	82.69	1.766	09:43:25.665
4 -	33.076	46.717	24.375	1:44.168 (1)	84.09		09:45:09.833
5 -	33.284	47.292	24.327	1:44.903 (3)	83.50	0.735	09:46:54.736
6 -	32.932	48.460	25.019	1:46.411	82.32	2.243	09:48:41.147
7 -	32.968	46.550	24.762	1:44.280 (2)	84.00	0.112	09:50:25.427
8 -	32.929	53.345					

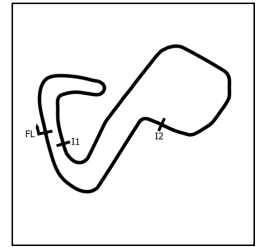
P12 75 10a		Alex MORTON		Lotus 21 - 1961			
IDEAL LAP TIME : 1:44.824		BEST LAP TIME : 1:44.824		DIFFERENCE : 0.000			
LAP	SECTOR 1	SECTOR 2	SECTOR 3	LAP TIME	MPH	DIFF	TIME OF DAY
1 -	OUTLAP	51.776	25.819	2:00.472	72.71	15.648	09:39:43.211
2 -	34.164	49.599	26.186	1:49.949	79.67	5.125	09:41:33.160
3 -	35.040	48.954	25.929	1:49.923	79.69	5.099	09:43:23.083
4 -	34.242	49.525	25.177	1:48.944	80.40	4.120	09:45:12.027
5 -	34.146	49.209	25.320	1:48.675	80.60	3.851	09:47:00.702
6 -	35.593	49.268	25.439	1:50.300	79.41	5.476	09:48:51.002
7 -	35.620	49.430	27.215	1:52.265	78.02	7.441	09:50:43.267
8 -	33.933	47.601	25.157	1:46.691 (3)	82.10	1.867	09:52:29.958
9 -	34.409	48.308	26.458	1:49.175	80.23	4.351	09:54:19.133
10 -	33.953	47.117	24.861	1:45.931 (2)	82.69	1.107	09:56:05.064
11 -	33.595	49.167	25.787	1:48.549	80.69	3.725	09:57:53.613
12 -	36.307	49.491	25.552	1:51.350	78.66	6.526	09:59:44.963
13 -	33.376	56.480	26.843	1:56.699	75.06	11.875	10:01:41.662
14 -	33.038	47.000	24.786	1:44.824 (1)	83.56		10:03:26.486

P13 38 7a		Richard WILSON		Ferrari 246 Dino - 1960			
IDEAL LAP TIME :		BEST LAP TIME : 1:45.363		DIFFERENCE :			
LAP	SECTOR 1	SECTOR 2	SECTOR 3	LAP TIME	MPH	DIFF	TIME OF DAY
1 -				1:48.668	80.61	3.305	09:41:41.091
2 -				1:46.796 (3)	82.02	1.433	09:43:27.887
3 -				1:46.811	82.01	1.448	09:45:14.698
4 -				1:46.601 (2)	82.17	1.238	09:47:01.299
5 -				1:47.795	81.26	2.432	09:48:49.094
6 -				1:46.960	81.89	1.597	09:50:36.054
7 -				1:48.335	80.85	2.972	09:52:24.389
8 -				1:47.537	81.45	2.174	09:54:11.926
9 -				1:45.363 (1)	83.13		09:55:57.289
10 -				1:47.713	81.32	2.350	09:57:45.002

MSVR Masters Historic Festival - Brands Hatch - 30th/31st May 2026

Historic Grand Prix Cars Association

QUALIFYING - RACE 1 - SECTOR ANALYSIS



SECTOR 1 = FL to I1, SECTOR 2 = I1 to I2, SECTOR 3 = I2 to FL, DIFF = Difference To Personal Best Lap, P = Crossed Finish Line in Pit Lane, D = Time Disallowed

P14 87 7b		Tony LEES		Cooper T53 - 1960			
IDEAL LAP TIME : 1:45.069		BEST LAP TIME : 1:45.906		DIFFERENCE : 0.837			
LAP	SECTOR 1	SECTOR 2	SECTOR 3	LAP TIME	MPH	DIFF	TIME OF DAY
1 -	OUTLAP	51.414	25.961	1:59.783	73.13	13.877	09:39:44.289
2 -	34.575	48.992	25.056	1:48.623	80.64	2.717	09:41:32.912
3 -	34.250	48.200	24.846	1:47.296	81.64	1.390	09:43:20.208
4 -	33.945	48.037	24.539	1:46.521 (2)	82.23	0.615	09:45:06.729
5 -	35.102	46.585	25.250	1:46.937 (3)	81.91	1.031	09:46:53.666
6 -	34.017	49.232	24.938	1:48.187	80.96	2.281	09:48:41.853
7 -	34.153	46.918	24.835	1:45.906 (1)	82.71		09:50:27.759
8 -	34.274	52.008					

P15 34 6		John SPIERS		Maserati 250F - 1955			
IDEAL LAP TIME : 1:45.755		BEST LAP TIME : 1:46.260		DIFFERENCE : 0.505			
LAP	SECTOR 1	SECTOR 2	SECTOR 3	LAP TIME	MPH	DIFF	TIME OF DAY
1 -	OUTLAP	50.870	26.292	1:58.122	74.15	11.862	09:39:55.333
2 -	34.899	48.116	24.859	1:47.874 (3)	81.20	1.614	09:41:43.207
3 -	34.082	47.504	24.813	1:46.399 (2)	82.33	0.139	09:43:29.606
4 -	36.728	49.152	IN PIT	3:14.024 P	45.14	1:27.764	09:46:43.630
5 -	OUTLAP	49.390	25.473	1:55.286	75.98	9.026	09:48:38.916
6 -	33.552	47.390	25.318	1:46.260 (1)	82.43		09:50:25.176
7 -	34.280	50.218	25.316	1:49.814	79.76	3.554	09:52:14.990
8 -	34.945	48.123	25.363	1:48.431	80.78	2.171	09:54:03.421
9 -	36.222	50.869	25.939	1:53.030	77.50	6.770	09:55:56.451
10 -	34.941	50.487					

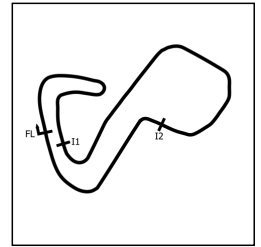
P16 55 10a		Nick TAYLOR		Lotus 18 - 1961			
IDEAL LAP TIME : 1:46.486		BEST LAP TIME : 1:47.164		DIFFERENCE : 0.678			
LAP	SECTOR 1	SECTOR 2	SECTOR 3	LAP TIME	MPH	DIFF	TIME OF DAY
1 -	OUTLAP	51.829	26.408	1:58.525	73.90	11.361	09:40:04.484
2 -	36.081	52.186	26.489	1:54.756	76.33	7.592	09:41:59.240
3 -	35.166	48.837	26.116	1:50.119	79.54	2.955	09:43:49.359
4 -	34.569	48.614	25.838	1:49.021	80.35	1.857	09:45:38.380
5 -	34.264	48.235	26.026	1:48.525	80.71	1.361	09:47:26.905
6 -	34.706	48.113	25.478	1:48.297 (3)	80.88	1.133	09:49:15.202
7 -	34.482	48.686	25.475	1:48.643	80.62	1.479	09:51:03.845
8 -	34.246	47.843	25.578	1:47.667 (2)	81.36	0.503	09:52:51.512
9 -	34.756	49.224	25.507	1:49.487	80.00	2.323	09:54:40.999
10 -	34.852	49.937	26.176	1:50.965	78.94	3.801	09:56:31.964
11 -	35.093	48.351	25.282	1:48.726	80.56	1.562	09:58:20.690
12 -	33.985	47.981	25.198	1:47.164 (1)	81.74		10:00:07.854
13 -	33.850	50.549	25.564	1:49.963	79.66	2.799	10:01:57.817
14 -	35.549	47.438	25.322	1:48.309	80.87	1.145	10:03:46.126

P17 7 12		Nick TOPLISS		Cooper T53 Low Line - 1961			
IDEAL LAP TIME : 1:48.277		BEST LAP TIME : 1:48.352		DIFFERENCE : 0.075			
LAP	SECTOR 1	SECTOR 2	SECTOR 3	LAP TIME	MPH	DIFF	TIME OF DAY
1 -	OUTLAP	54.105	27.845	2:05.490	69.80	17.138	09:40:28.038
2 -	38.098	51.269	25.808	1:55.175	76.05	6.823	09:42:23.213
3 -	36.491	50.571	25.494	1:52.556	77.82	4.204	09:44:15.769
4 -	34.435	51.360	26.987	1:52.782	77.67	4.430	09:46:08.551
5 -	36.219	50.359	26.359	1:52.937	77.56	4.585	09:48:01.488
6 -	34.461	49.742	25.596	1:49.799	79.78	1.447	09:49:51.287
7 -	34.549	49.532	25.549	1:49.630	79.90	1.278	09:51:40.917
8 -	34.728	49.409	25.423	1:49.560 (3)	79.95	1.208	09:53:30.477
9 -	34.530	49.741	25.500	1:49.771	79.80	1.419	09:55:20.248
10 -	34.431	48.927	25.337	1:48.695 (2)	80.59	0.343	09:57:08.943
11 -	34.253	48.952	25.147	1:48.352 (1)	80.84		09:58:57.295
12 -	34.203	50.180	25.359	1:49.742	79.82	1.390	10:00:47.037
13 -	34.532	50.784	25.563	1:50.879	79.00	2.527	10:02:37.916

MSVR Masters Historic Festival - Brands Hatch - 30th/31st May 2026

Historic Grand Prix Cars Association

QUALIFYING - RACE 1 - SECTOR ANALYSIS



SECTOR 1 = FL to I1, SECTOR 2 = I1 to I2, SECTOR 3 = I2 to FL, DIFF = Difference To Personal Best Lap, P = Crossed Finish Line in Pit Lane, D = Time Disallowed

P18 13 10a		Wolfgang HENSELER		Lotus 18 - 1960			
IDEAL LAP TIME : 1:48.210		BEST LAP TIME : 1:48.824		DIFFERENCE : 0.614			
LAP	SECTOR 1	SECTOR 2	SECTOR 3	LAP TIME	MPH	DIFF	TIME OF DAY
1 -	OUTLAP	52.280	26.908	2:00.748	72.54	11.924	09:40:04.275
2 -	34.996	51.596	26.386	1:52.978	77.53	4.154	09:41:57.253
3 -	35.200	50.737	26.656	1:52.593	77.80	3.769	09:43:49.846
4 -	34.987	50.059	25.853	1:50.899	78.98	2.075	09:45:40.745
5 -	34.319	49.511	25.540	1:49.370 (2)	80.09	0.546	09:47:30.115
6 -	34.950	49.588	25.520	1:50.058	79.59	1.234	09:49:20.173
7 -	34.745	49.298	26.590	1:50.633	79.17	1.809	09:51:10.806
8 -	34.179	49.786	40.328	2:04.293	70.47	15.469	09:53:15.099
9 -	35.018	49.928	25.947	1:50.893	78.99	2.069	09:55:05.992
10 -	34.325	49.598	25.976	1:49.899	79.70	1.075	09:56:55.891
11 -	34.247	49.783	25.342	1:49.372 (3)	80.09	0.548	09:58:45.263
12 -	33.911	49.310	25.603	1:48.824 (1)	80.49		10:00:34.087
13 -	33.570	52.015	25.461	1:51.046	78.88	2.222	10:02:25.133

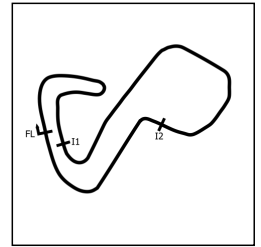
P19 72 10b		Tom DE GRES		Brabham BT14 - 1965			
IDEAL LAP TIME : 1:49.299		BEST LAP TIME : 1:49.646		DIFFERENCE : 0.347			
LAP	SECTOR 1	SECTOR 2	SECTOR 3	LAP TIME	MPH	DIFF	TIME OF DAY
1 -	OUTLAP	55.669	28.035	2:07.896	68.49	18.250	09:40:48.921
2 -	38.091	52.511	26.243	1:56.845	74.96	7.199	09:42:45.766
3 -	36.556	51.642	26.037	1:54.235	76.68	4.589	09:44:40.001
4 -	36.745	50.278	26.134	1:53.157	77.41	3.511	09:46:33.158
5 -	35.875	51.611	27.333	1:54.819	76.29	5.173	09:48:27.977
6 -	37.201	50.240	25.989	1:53.430	77.22	3.784	09:50:21.407
7 -	35.904	51.298	26.558	1:53.760	77.00	4.114	09:52:15.167
8 -	35.500	49.357	26.675	1:51.532	78.54	1.886	09:54:06.699
9 -	35.215	51.215	26.015	1:52.445	77.90	2.799	09:55:59.144
10 -	35.383	49.750	26.124	1:51.257 (3)	78.73	1.611	09:57:50.401
11 -	35.630	49.599	25.993	1:51.222 (2)	78.75	1.576	09:59:41.623
12 -	34.442	58.504	27.424	2:00.370	72.77	10.724	10:01:41.993
13 -	34.789	49.142	25.715	1:49.646 (1)	79.89		10:03:31.639

P20 8 9		Tony DITHERIDGE		Cooper T45 - 1958			
IDEAL LAP TIME : 1:50.984		BEST LAP TIME : 1:51.402		DIFFERENCE : 0.418			
LAP	SECTOR 1	SECTOR 2	SECTOR 3	LAP TIME	MPH	DIFF	TIME OF DAY
1 -	OUTLAP	53.422	27.583	2:03.262	71.06	11.860	09:40:32.346
2 -	36.292	52.202	26.985	1:55.479	75.85	4.077	09:42:27.825
3 -	35.688	53.234	26.731	1:55.653	75.74	4.251	09:44:23.478
4 -	36.481	51.306	26.782	1:54.569	76.45	3.167	09:46:18.047
5 -	36.202	52.297	25.990	1:54.489 (3)	76.51	3.087	09:48:12.536
6 -	35.676	50.239	26.099	1:52.014 (2)	78.20	0.612	09:50:04.550
7 -	35.559	49.725	26.118	1:51.402 (1)	78.63		09:51:55.952
8 -	35.529	49.465					

MSVR Masters Historic Festival - Brands Hatch - 30th/31st May 2026

Historic Grand Prix Cars Association

QUALIFYING - RACE 1 - SECTOR ANALYSIS



SECTOR 1 = FL to I1, SECTOR 2 = I1 to I2, SECTOR 3 = I2 to FL, DIFF = Difference To Personal Best Lap, P = Crossed Finish Line in Pit Lane, D = Time Disallowed

P21 22 6		Elliott HANN		Maserati 250F - 1958			
IDEAL LAP TIME : 1:50.779		BEST LAP TIME : 1:51.928		DIFFERENCE : 1.149			
LAP	SECTOR 1	SECTOR 2	SECTOR 3	LAP TIME	MPH	DIFF	TIME OF DAY
1 -	OUTLAP	53.867	27.122	2:05.019	70.06	13.091	09:39:54.308
2 -	37.724	50.881	26.971	1:55.576	75.79	3.648	09:41:49.884
3 -	38.685	51.260	26.132	1:56.077	75.46	4.149	09:43:45.961
4 -	36.331	50.740	27.187	1:54.258	76.66	2.330	09:45:40.219
5 -	36.432	50.312	25.943	1:52.687	77.73	0.759	09:47:32.906
6 -	36.087	50.375	25.889	1:52.351	77.96	0.423	09:49:25.257
7 -	35.795	50.221	25.912	1:51.928 (1)	78.26		09:51:17.185
8 -	35.895	50.178	26.220	1:52.293 (3)	78.00	0.365	09:53:09.478
9 -	36.851	49.978	25.761	1:52.590	77.80	0.662	09:55:02.068
10 -	37.191	49.775	27.017	1:53.983	76.85	2.055	09:56:56.051
11 -	36.286	49.600	26.845	1:52.731	77.70	0.803	09:58:48.782
12 -	35.418	50.654	26.135	1:52.207 (2)	78.06	0.279	10:00:40.989
13 -	35.451	50.706	28.422	1:54.579	76.45	2.651	10:02:35.568

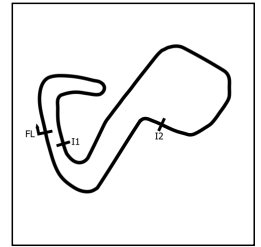
P22 66 11		Sid HOOLE		Cooper T66 F1 - 1963			
IDEAL LAP TIME : 1:51.687		BEST LAP TIME : 1:51.951		DIFFERENCE : 0.264			
LAP	SECTOR 1	SECTOR 2	SECTOR 3	LAP TIME	MPH	DIFF	TIME OF DAY
1 -	OUTLAP	54.628	28.304	2:06.401	69.30	14.450	09:40:26.805
2 -	38.672	54.557	27.287	2:00.516	72.68	8.565	09:42:27.321
3 -	36.829	53.132	26.279	1:56.240	75.35	4.289	09:44:23.561
4 -	35.809	51.562	26.172	1:53.543 (3)	77.15	1.592	09:46:17.104
5 -	35.735	52.937	26.489	1:55.161	76.06	3.210	09:48:12.265
6 -	36.701	50.696	25.912	1:53.309 (2)	77.30	1.358	09:50:05.574
7 -	35.545	50.230	26.176	1:51.951 (1)	78.24		09:51:57.525
8 -	35.726	51.664					

P23 88 6		Glenn LOXTON		Maserati 250F - 1955			
IDEAL LAP TIME : 1:51.774		BEST LAP TIME : 1:52.039		DIFFERENCE : 0.265			
LAP	SECTOR 1	SECTOR 2	SECTOR 3	LAP TIME	MPH	DIFF	TIME OF DAY
1 -	OUTLAP	53.932	27.322	2:03.229	71.08	11.190	09:40:21.379
2 -	37.184	52.734	27.516	1:57.434	74.59	5.395	09:42:18.813
3 -	35.711	51.678	26.857	1:54.246	76.67	2.207	09:44:13.059
4 -	36.230	51.784	27.201	1:55.215	76.03	3.176	09:46:08.274
5 -	35.438	1:06.604	27.926	2:09.968	67.39	17.929	09:48:18.242
6 -	36.387	50.605	26.820	1:53.812	76.96	1.773	09:50:12.054
7 -	35.548	50.396	26.657	1:52.601 (3)	77.79	0.562	09:52:04.655
8 -	35.599	50.521	26.447	1:52.567 (2)	77.81	0.528	09:53:57.222
9 -	36.515	51.147	27.468	1:55.130	76.08	3.091	09:55:52.352
10 -	35.295	51.010	26.505	1:52.810	77.65	0.771	09:57:45.162
11 -	35.031	50.296	26.712	1:52.039 (1)	78.18		09:59:37.201
12 -	35.736	1:01.311	29.862	2:06.909	69.02	14.870	10:01:44.110
13 -	37.866	54.489	28.133	2:00.488	72.70	8.449	10:03:44.598

MSVR Masters Historic Festival - Brands Hatch - 30th/31st May 2026

Historic Grand Prix Cars Association

QUALIFYING - RACE 1 - SECTOR ANALYSIS



SECTOR 1 = FL to I1, SECTOR 2 = I1 to I2, SECTOR 3 = I2 to FL, DIFF = Difference To Personal Best Lap, P = Crossed Finish Line in Pit Lane, D = Time Disallowed

P24 36 5 Erik STAES		Cooper Bristol T23 Mk II - 1953					
IDEAL LAP TIME : 1:52.977		BEST LAP TIME : 1:53.160		DIFFERENCE : 0.183			
LAP	SECTOR 1	SECTOR 2	SECTOR 3	LAP TIME	MPH	DIFF	TIME OF DAY
1 -	OUTLAP	58.373	29.052	2:14.348	65.20	21.188	09:40:41.799
2 -	38.915	56.035	28.482	2:03.432	70.96	10.272	09:42:45.231
3 -	38.378	55.430	27.616	2:01.424	72.14	8.264	09:44:46.655
4 -	37.577	54.650	27.410	1:59.637	73.22	6.477	09:46:46.292
5 -	37.194	52.758	27.851	1:57.803	74.36	4.643	09:48:44.095
6 -	36.629	54.661	28.296	1:59.586	73.25	6.426	09:50:43.681
7 -	36.497	52.578	27.140	1:56.215	75.37	3.055	09:52:39.896
8 -	36.463	51.880	27.027	1:55.370 (2)	75.92	2.210	09:54:35.266
9 -	37.398	55.038	27.218	1:59.654	73.20	6.494	09:56:34.920
10 -	35.497	50.863	26.800	1:53.160 (1)	77.41		09:58:28.080
11 -	36.076	51.220	28.198	1:55.494 (3)	75.84	2.334	10:00:23.574
12 -	37.138	52.306	26.694	1:56.138	75.42	2.978	10:02:19.712
13 -	36.248	52.793	26.617	1:55.658	75.73	2.498	10:04:15.370

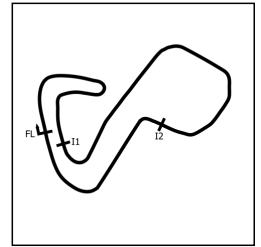
P25 19 5 Paul GRANT		Cooper Bristol Mk 2 - 1953					
IDEAL LAP TIME : 1:53.291		BEST LAP TIME : 1:53.693		DIFFERENCE : 0.402			
LAP	SECTOR 1	SECTOR 2	SECTOR 3	LAP TIME	MPH	DIFF	TIME OF DAY
1 -	OUTLAP	57.478	28.813	2:12.284	66.21	18.591	09:40:59.388
2 -	37.402	54.396	28.136	1:59.934	73.03	6.241	09:42:59.322
3 -	37.199	53.386	27.512	1:58.097	74.17	4.404	09:44:57.419
4 -	36.683	52.713	27.984	1:57.380	74.62	3.687	09:46:54.799
5 -	35.960	52.889	26.888	1:55.737	75.68	2.044	09:48:50.536
6 -	35.965	51.824	27.108	1:54.897	76.24	1.204	09:50:45.433
7 -	36.315	51.796	27.212	1:55.323	75.95	1.630	09:52:40.756
8 -	36.149	51.834	27.102	1:55.085	76.11	1.392	09:54:35.841
9 -	36.454	51.923	28.309	1:56.686	75.07	2.993	09:56:32.527
10 -	35.735	50.910	27.048	1:53.693 (1)	77.04		09:58:26.220
11 -	35.820	51.997	29.663	1:57.480	74.56	3.787	10:00:23.700
12 -	35.749	51.206	27.104	1:54.059 (2)	76.80	0.366	10:02:17.759
13 -	35.493	51.888	27.251	1:54.632 (3)	76.41	0.939	10:04:12.391

P26 248 6 Klaus LEHR		Maserati 250F - 1957					
IDEAL LAP TIME : 1:53.814		BEST LAP TIME : 1:54.840		DIFFERENCE : 1.026			
LAP	SECTOR 1	SECTOR 2	SECTOR 3	LAP TIME	MPH	DIFF	TIME OF DAY
1 -	OUTLAP	57.364	27.568	2:16.922	63.97	22.082	09:40:49.867
2 -	37.830	55.142	27.734	2:00.706	72.57	5.866	09:42:50.573
3 -	37.179	53.197	26.733	1:57.109	74.80	2.269	09:44:47.682
4 -	36.414	53.294	26.885	1:56.593	75.13	1.753	09:46:44.275
5 -	37.440	52.873	26.421	1:56.734	75.04	1.894	09:48:41.009
6 -	36.444	51.317	27.079	1:54.840 (1)	76.27		09:50:35.849
7 -	36.076	51.927	27.436	1:55.439 (2)	75.88	0.599	09:52:31.288
8 -	36.965	52.114	27.164	1:56.243	75.35	1.403	09:54:27.531
9 -	36.822	52.101	26.768	1:55.691 (3)	75.71	0.851	09:56:23.222
10 -	37.368	52.568	27.139	1:57.075	74.82	2.235	09:58:20.297
11 -	37.148	54.349					

MSVR Masters Historic Festival - Brands Hatch - 30th/31st May 2026

Historic Grand Prix Cars Association

QUALIFYING - RACE 1 - SECTOR ANALYSIS



SECTOR 1 = FL to I1, SECTOR 2 = I1 to I2, SECTOR 3 = I2 to FL, DIFF = Difference To Personal Best Lap, P = Crossed Finish Line in Pit Lane, D = Time Disallowed

P27		3 10b		Barry CANNELL		Lola T60 - 1965	
IDEAL LAP TIME : 1:54.477		BEST LAP TIME : 1:55.128		DIFFERENCE : 0.651			
LAP	SECTOR 1	SECTOR 2	SECTOR 3	LAP TIME	MPH	DIFF	TIME OF DAY
1 -	OUTLAP	59.180	30.822	2:18.321	63.32	23.193	09:39:56.278
2 -	39.300	57.960	29.302	2:06.562	69.21	11.434	09:42:02.840
3 -	38.512	56.349	28.420	2:03.281	71.05	8.153	09:44:06.121
4 -	39.177	54.045	28.396	2:01.618	72.02	6.490	09:46:07.739
5 -	37.769	54.574	28.237	2:00.580	72.64	5.452	09:48:08.319
6 -	37.685	54.908	28.748	2:01.341	72.19	6.213	09:50:09.660
7 -	36.660	52.313	27.400	1:56.373	75.27	1.245	09:52:06.033
8 -	36.124	51.572	27.432	1:55.128 (1)	76.08		09:54:01.161
9 -	36.891	51.977	27.686	1:56.554	75.15	1.426	09:55:57.715
10 -	36.545	51.187	27.890	1:55.622 (2)	75.76	0.494	09:57:53.337
11 -	37.008	51.494	27.166	1:55.668 (3)	75.73	0.540	09:59:49.005
12 -	39.767	1:03.673					

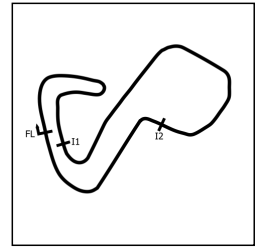
P28		20 10a		Teifion SALISBURY		Lotus 18 - 1960	
IDEAL LAP TIME : 1:55.216		BEST LAP TIME : 1:55.945		DIFFERENCE : 0.729			
LAP	SECTOR 1	SECTOR 2	SECTOR 3	LAP TIME	MPH	DIFF	TIME OF DAY
1 -	OUTLAP	56.802	29.079	2:10.856	66.94	14.911	09:40:15.839
2 -	38.906	55.565	30.660	2:05.131	70.00	9.186	09:42:20.970
3 -	40.866	57.215	28.715	2:06.796	69.08	10.851	09:44:27.766
4 -	37.996	53.543	27.905	1:59.444	73.33	3.499	09:46:27.210
5 -	37.567	54.922	27.788	2:00.277	72.83	4.332	09:48:27.487
6 -	38.167	53.014	29.620	2:00.801	72.51	4.856	09:50:28.288
7 -	38.629	53.584	28.371	2:00.584	72.64	4.639	09:52:28.872
8 -	38.025	52.857	28.346	1:59.228	73.47	3.283	09:54:28.100
9 -	38.087	53.242	27.884	1:59.213	73.48	3.268	09:56:27.313
10 -	37.389	52.615	27.025	1:57.029 (3)	74.85	1.084	09:58:24.342
11 -	36.996	52.522	29.304	1:58.822	73.72	2.877	10:00:23.164
12 -	37.271	51.960	26.714	1:55.945 (1)	75.55		10:02:19.109
13 -	36.542	52.430	27.079	1:56.051 (2)	75.48	0.106	10:04:15.160

P29		63 7c		Jean DE MESTRAL		Cooper T51 - 1958	
IDEAL LAP TIME : 1:56.097		BEST LAP TIME : 1:56.434		DIFFERENCE : 0.337			
LAP	SECTOR 1	SECTOR 2	SECTOR 3	LAP TIME	MPH	DIFF	TIME OF DAY
1 -	OUTLAP	1:05.993	30.384	2:22.863	61.31	26.429	09:40:48.195
2 -	39.301	1:01.118	29.822	2:10.241	67.25	13.807	09:42:58.436
3 -	39.891	57.803	29.136	2:06.830	69.06	10.396	09:45:05.266
4 -	37.455	57.949	28.612	2:04.016	70.63	7.582	09:47:09.282
5 -	36.937	55.672	28.244	2:00.853	72.48	4.419	09:49:10.135
6 -	37.621	55.366	29.249	2:02.236	71.66	5.802	09:51:12.371
7 -	37.082	54.781	28.529	2:00.392	72.76	3.958	09:53:12.763
8 -	36.483	53.409	28.045	1:57.937 (3)	74.27	1.503	09:55:10.700
9 -	36.111	53.408	27.933	1:57.452 (2)	74.58	1.018	09:57:08.152
10 -	37.177	52.974	29.658	1:59.809	73.11	3.375	09:59:07.961
11 -	37.170	55.075	28.410	2:00.655	72.60	4.221	10:01:08.616
12 -	36.448	52.523	27.463	1:56.434 (1)	75.23		10:03:05.050

MSVR Masters Historic Festival - Brands Hatch - 30th/31st May 2026

Historic Grand Prix Cars Association

QUALIFYING - RACE 1 - SECTOR ANALYSIS



SECTOR 1 = FL to I1, SECTOR 2 = I1 to I2, SECTOR 3 = I2 to FL, DIFF = Difference To Personal Best Lap, P = Crossed Finish Line in Pit Lane, D = Time Disallowed

P30 92 7c		Stephen BANHAM		Cooper T45 - 1958			
IDEAL LAP TIME :		BEST LAP TIME : 1:57.411		DIFFERENCE :			
LAP	SECTOR 1	SECTOR 2	SECTOR 3	LAP TIME	MPH	DIFF	TIME OF DAY
1 -				2:07.776	68.55	10.365	09:42:34.189
2 -				2:02.802	71.33	5.391	09:44:36.991
3 -				2:02.224	71.67	4.813	09:46:39.215
4 -				1:59.887	73.06	2.476	09:48:39.102
5 -				2:05.998	69.52	8.587	09:50:45.100
6 -				1:59.510	73.29	2.099	09:52:44.610
7 -				2:00.545	72.66	3.134	09:54:45.155
8 -				1:57.759 (2)	74.38	0.348	09:56:42.914
9 -				1:58.946 (3)	73.64	1.535	09:58:41.860
10 -				2:00.236	72.85	2.825	10:00:42.096
11 -				1:57.411 (1)	74.60		10:02:39.507

P31 45 7c		Hans CIERS		Cooper T45 - 1958			
IDEAL LAP TIME : 2:06.153		BEST LAP TIME : 2:06.434		DIFFERENCE : 0.281			
LAP	SECTOR 1	SECTOR 2	SECTOR 3	LAP TIME	MPH	DIFF	TIME OF DAY
1 -	OUTLAP	1:05.697	33.073	2:27.976	59.19	21.542	09:41:10.534
2 -	44.027	1:01.031	32.104	2:17.162	63.86	10.728	09:43:27.696
3 -	42.357	1:00.134	32.229	2:14.720	65.02	8.286	09:45:42.416
4 -	40.390	1:01.255	31.419	2:13.064	65.83	6.630	09:47:55.480
5 -	40.198	1:00.079	30.102	2:10.379	67.18	3.945	09:50:05.859
6 -	39.581	58.416	30.066	2:08.063 (2)	68.40	1.629	09:52:13.922
7 -	39.682	58.724	31.309	2:09.715	67.53	3.281	09:54:23.637
8 -	40.612	1:05.325	31.806	2:17.743	63.59	11.309	09:56:41.380
9 -	40.438	58.920	29.955	2:09.313	67.74	2.879	09:58:50.693
10 -	39.070	59.576	29.887	2:08.533 (3)	68.15	2.099	10:00:59.226
11 -	38.805	57.461	30.168	2:06.434 (1)	69.28		10:03:05.660

MSVR Masters Historic Festival - Brands Hatch - 30th/31st May 2026

Historic Grand Prix Cars Association

QUALIFYING - RACE 1 - BEST SECTORS

POS	SECTOR 1		SECTOR 2		SECTOR 3		IDEAL / BEST COMPARISON						
	NO	TIME	NO	TIME	NO	TIME	POS	NO	NAME	IDEAL	BEST	DIFF	
										PERFECT LAP	1:37.802		
1	76	31.108	12	43.844	76	22.850	1	76	CHILD	1:37.880	1:38.035	0.155	
2	12	31.254	76	43.922	17	23.129	2	12	FRIEDRICHS	1:38.336	1:38.540	0.204	
3	40	31.808	40	44.126	12	23.238	3	40	WATERFIELD	1:39.319	1:39.483	0.164	
4	17	31.846	17	44.701	18	23.352	4	17	GANS	1:39.676	1:40.151	0.475	
5	99	31.902	122	44.824	99	23.379	5	122	HORSMAN	1:40.343	1:40.928	0.585	
6	122	31.951	53	44.890	40	23.385	6	99	SHAW	1:40.380	1:40.788	0.408	
7	21	31.957	99	45.099	122	23.568	7	53	MAEERS	1:40.672	1:41.287	0.615	
8	53	32.195	18	45.427	53	23.587	8	18	McCARTHY	1:41.016	1:41.760	0.744	
9	18	32.237	21	45.627	21	24.316	9	21	DENTY	1:41.900	1:42.838	0.938	
10	2	32.929	2	46.550	2	24.327	10	2	JOLLEY	1:43.806	1:44.168	0.362	
11	75	33.038	87	46.585	87	24.539	11	75	MORTON	1:44.824	1:44.824	0.000	
12	34	33.552	75	47.000	75	24.786	12	87	LEES	1:45.069	1:45.906	0.837	
13	13	33.570	34	47.390	34	24.813	13	34	SPIERS	1:45.755	1:46.260	0.505	
14	55	33.850	55	47.438	7	25.147	14	55	TAYLOR	1:46.486	1:47.164	0.678	
15	87	33.945	7	48.927	55	25.198	15	13	HENSELER	1:48.210	1:48.824	0.614	
16	7	34.203	72	49.142	13	25.342	16	7	TOPLISS	1:48.277	1:48.352	0.075	
17	72	34.442	13	49.298	72	25.715	17	72	DE GRES	1:49.299	1:49.646	0.347	
18	88	35.031	8	49.465	22	25.761	18	22	HANN	1:50.779	1:51.928	1.149	
19	22	35.418	22	49.600	66	25.912	19	8	DITHERIDGE	1:50.984	1:51.402	0.418	
20	19	35.493	66	50.230	8	25.990	20	66	HOOLE	1:51.687	1:51.951	0.264	
21	36	35.497	88	50.296	248	26.421	21	88	LOXTON	1:51.774	1:52.039	0.265	
22	8	35.529	36	50.863	88	26.447	22	36	STAES	1:52.977	1:53.160	0.183	
23	66	35.545	19	50.910	36	26.617	23	19	GRANT	1:53.291	1:53.693	0.402	
24	248	36.076	3	51.187	20	26.714	24	248	LEHR	1:53.814	1:54.840	1.026	
25	63	36.111	248	51.317	19	26.888	25	3	CANNELL	1:54.477	1:55.128	0.651	
26	3	36.124	20	51.960	3	27.166	26	20	SALISBURY	1:55.216	1:55.945	0.729	
27	20	36.542	63	52.523	63	27.463	27	63	DE MESTRAL	1:56.097	1:56.434	0.337	
28	45	38.805	45	57.461	45	29.887	28	45	CIERS	2:06.153	2:06.434	0.281	
29							29	92	BANHAM		1:57.411		
30							30	59	UNDERWOOD		1:43.248		
31							31	38	WILSON		1:45.363		

MSVR Masters Historic Festival - Brands Hatch - 30th/31st May 2026

Historic Grand Prix Cars Association

QUALIFYING - RACE 1 - STATISTICS

Competitors Started 31
Planned Start 2026-05-30 @ 09:40:00.000
Actual Start 2026-05-30 @ 09:37:20.365
Finish Time 2026-05-30 @ 10:02:22.267
Track Length 2.4332mi.
Total Laps 367
Total Distance Covered 893.0172mi.

Session Fastest Lap History

NO	CL	NAME	LAP TIME	TIME OF DAY	LAP	VEHICLE
12	7b	Rudi FRIEDRICHS	1:41.306	09:40:51.487	2	Cooper T53 - 1960
12	7b	Rudi FRIEDRICHS	1:39.737	09:42:31.224	3	Cooper T53 - 1960
12	7b	Rudi FRIEDRICHS	1:39.138	09:45:52.375	5	Cooper T53 - 1960
12	7b	Rudi FRIEDRICHS	1:38.733	09:49:10.245	7	Cooper T53 - 1960
76	12	Tim CHILD	1:38.661	09:54:42.086	10	Brabham BT3/4 - 1962
12	7b	Rudi FRIEDRICHS	1:38.540	09:59:06.187	13	Cooper T53 - 1960
76	12	Tim CHILD	1:38.035	09:59:48.760	13	Brabham BT3/4 - 1962

Flag History

TYPE	TIME OF DAY
GREEN	09:37:20.365
FINISH	10:02:22.267

Flag Statistics

TYPE	COUNT	TOTAL LAPS	TOTAL TIME
Green	1	15	28:20.789
Red	0	0	0.000
Safety Car	0	0	0.000
FCY	0	0	0.000

MSVR Masters Historic Festival - Brands Hatch - 30th/31st May 2026

Historic Grand Prix Cars Association

QUALIFYING - RACE 1 - STATISTICS

CLASS : 10a

5 Starters

Fastest Lap History

NO	NAME	LAP TIME	TIME OF DAY	LAP	VEHICLE
75	Alex MORTON	1:49.949	09:41:33.179	2	Lotus 21 - 1961
21	James DENTY	1:47.821	09:41:58.332	2	Lotus 21 - 1961
21	James DENTY	1:44.483	09:43:42.815	3	Lotus 21 - 1961
21	James DENTY	1:43.308	09:47:11.434	5	Lotus 21 - 1961
21	James DENTY	1:42.997	09:59:22.650	12	Lotus 21 - 1961
21	James DENTY	1:42.879	10:01:05.530	13	Lotus 21 - 1961
21	James DENTY	1:42.838	10:02:48.367	14	Lotus 21 - 1961

MSVR Masters Historic Festival - Brands Hatch - 30th/31st May 2026

Historic Grand Prix Cars Association

QUALIFYING - RACE 1 - STATISTICS

CLASS : 10b

2 Starters

Fastest Lap History

NO	NAME	LAP TIME	TIME OF DAY	LAP	VEHICLE
3	Barry CANNELL	2:06.562	09:42:02.860	2	Lola T60 - 1965
72	Tom DE GRES	1:56.845	09:42:45.791	2	Brabham BT14 - 1965
72	Tom DE GRES	1:54.235	09:44:40.027	3	Brabham BT14 - 1965
72	Tom DE GRES	1:53.157	09:46:33.183	4	Brabham BT14 - 1965
72	Tom DE GRES	1:51.532	09:54:06.723	8	Brabham BT14 - 1965
72	Tom DE GRES	1:51.257	09:57:50.427	10	Brabham BT14 - 1965
72	Tom DE GRES	1:51.222	09:59:41.647	11	Brabham BT14 - 1965
72	Tom DE GRES	1:49.646	10:03:31.665	13	Brabham BT14 - 1965

MSVR Masters Historic Festival - Brands Hatch - 30th/31st May 2026

Historic Grand Prix Cars Association

QUALIFYING - RACE 1 - STATISTICS

CLASS : 11

1 Starters

Fastest Lap History

NO	NAME	LAP TIME	TIME OF DAY	LAP	VEHICLE
66	Sid HOOLE	2:00.516	09:42:27.344	2	Cooper T66 F1 - 1963
66	Sid HOOLE	1:56.240	09:44:23.561	3	Cooper T66 F1 - 1963
66	Sid HOOLE	1:53.543	09:46:17.129	4	Cooper T66 F1 - 1963
66	Sid HOOLE	1:53.309	09:50:05.597	6	Cooper T66 F1 - 1963
66	Sid HOOLE	1:51.951	09:51:57.546	7	Cooper T66 F1 - 1963

MSVR Masters Historic Festival - Brands Hatch - 30th/31st May 2026

Historic Grand Prix Cars Association

QUALIFYING - RACE 1 - STATISTICS

CLASS : 12

7 Starters

Fastest Lap History

NO	NAME	LAP TIME	TIME OF DAY	LAP	VEHICLE
40	Tom WATERFIELD	1:43.716	09:41:09.126	2	Cooper T53 - 1961
53	Justin MAEERS	1:43.481	09:41:10.912	2	Cooper T53 - 1960
76	Tim CHILD	1:42.485	09:41:13.160	2	Brabham BT3/4 - 1962
40	Tom WATERFIELD	1:42.160	09:42:51.286	3	Cooper T53 - 1961
40	Tom WATERFIELD	1:40.357	09:46:16.099	5	Cooper T53 - 1961
76	Tim CHILD	1:39.835	09:49:44.083	7	Brabham BT3/4 - 1962
40	Tom WATERFIELD	1:39.483	09:51:19.978	8	Cooper T53 - 1961
76	Tim CHILD	1:38.661	09:54:42.086	10	Brabham BT3/4 - 1962
76	Tim CHILD	1:38.035	09:59:48.760	13	Brabham BT3/4 - 1962

MSVR Masters Historic Festival - Brands Hatch - 30th/31st May 2026

Historic Grand Prix Cars Association

QUALIFYING - RACE 1 - STATISTICS

CLASS : 5

2 Starters

Fastest Lap History

NO	NAME	LAP TIME	TIME OF DAY	LAP	VEHICLE
36	Erik STAES	2:03.432	09:42:45.244	2	Cooper Bristol T23 Mk II - 1953
19	Paul GRANT	1:59.934	09:42:59.335	2	Cooper Bristol Mk 2 - 1953
19	Paul GRANT	1:58.097	09:44:57.433	3	Cooper Bristol Mk 2 - 1953
19	Paul GRANT	1:57.380	09:46:54.799	4	Cooper Bristol Mk 2 - 1953
19	Paul GRANT	1:55.737	09:48:50.555	5	Cooper Bristol Mk 2 - 1953
19	Paul GRANT	1:54.897	09:50:45.445	6	Cooper Bristol Mk 2 - 1953
19	Paul GRANT	1:53.693	09:58:26.238	10	Cooper Bristol Mk 2 - 1953
36	Erik STAES	1:53.160	09:58:28.019	10	Cooper Bristol T23 Mk II - 1953

MSVR Masters Historic Festival - Brands Hatch - 30th/31st May 2026

Historic Grand Prix Cars Association

QUALIFYING - RACE 1 - STATISTICS

CLASS : 6

4 Starters

Fastest Lap History

NO	NAME	LAP TIME	TIME OF DAY	LAP	VEHICLE
34	John SPIERS	1:47.874	09:41:43.274	2	Maserati 250F - 1955
34	John SPIERS	1:46.399	09:43:29.677	3	Maserati 250F - 1955
34	John SPIERS	1:46.260	09:50:25.241	6	Maserati 250F - 1955

MSVR Masters Historic Festival - Brands Hatch - 30th/31st May 2026

Historic Grand Prix Cars Association

QUALIFYING - RACE 1 - STATISTICS

CLASS : 7a

1 Starters

Fastest Lap History

NO	NAME	LAP TIME	TIME OF DAY	LAP	VEHICLE
38	Richard WILSON	1:48.668	09:41:41.091	1	Ferrari 246 Dino - 1960
38	Richard WILSON	1:46.796	09:43:27.887	2	Ferrari 246 Dino - 1960
38	Richard WILSON	1:46.601	09:47:01.299	4	Ferrari 246 Dino - 1960
38	Richard WILSON	1:45.363	09:55:57.289	9	Ferrari 246 Dino - 1960

MSVR Masters Historic Festival - Brands Hatch - 30th/31st May 2026

Historic Grand Prix Cars Association

QUALIFYING - RACE 1 - STATISTICS

CLASS : 7b

4 Starters

Fastest Lap History

NO	NAME	LAP TIME	TIME OF DAY	LAP	VEHICLE
12	Rudi FRIEDRICHS	1:41.306	09:40:51.487	2	Cooper T53 - 1960
12	Rudi FRIEDRICHS	1:39.737	09:42:31.224	3	Cooper T53 - 1960
12	Rudi FRIEDRICHS	1:39.138	09:45:52.375	5	Cooper T53 - 1960
12	Rudi FRIEDRICHS	1:38.733	09:49:10.245	7	Cooper T53 - 1960
12	Rudi FRIEDRICHS	1:38.540	09:59:06.187	13	Cooper T53 - 1960

MSVR Masters Historic Festival - Brands Hatch - 30th/31st May 2026

Historic Grand Prix Cars Association

QUALIFYING - RACE 1 - STATISTICS

CLASS : 7c

3 Starters

Fastest Lap History

NO	NAME	LAP TIME	TIME OF DAY	LAP	VEHICLE
92	Stephen BANHAM	2:07.776	09:42:34.189	1	Cooper T45 - 1958
92	Stephen BANHAM	2:02.802	09:44:36.991	2	Cooper T45 - 1958
92	Stephen BANHAM	2:02.224	09:46:39.215	3	Cooper T45 - 1958
92	Stephen BANHAM	1:59.887	09:48:39.102	4	Cooper T45 - 1958
92	Stephen BANHAM	1:59.510	09:52:44.610	6	Cooper T45 - 1958
63	Jean DE MESTRAL	1:57.937	09:55:10.715	8	Cooper T51 - 1958
92	Stephen BANHAM	1:57.759	09:56:42.914	8	Cooper T45 - 1958
63	Jean DE MESTRAL	1:57.452	09:57:08.167	9	Cooper T51 - 1958
92	Stephen BANHAM	1:57.411	10:02:39.507	11	Cooper T45 - 1958
63	Jean DE MESTRAL	1:56.434	10:03:05.065	12	Cooper T51 - 1958

MSVR Masters Historic Festival - Brands Hatch - 30th/31st May 2026

Historic Grand Prix Cars Association

QUALIFYING - RACE 1 - STATISTICS

CLASS : 8

1 Starters

Fastest Lap History

NO	NAME	LAP TIME	TIME OF DAY	LAP	VEHICLE
99	Mark SHAW	1:43.143	09:41:00.353	2	Scarab Offenhauser - 1960
99	Mark SHAW	1:41.563	09:42:41.915	3	Scarab Offenhauser - 1960
99	Mark SHAW	1:40.788	09:49:30.876	7	Scarab Offenhauser - 1960

MSVR Masters Historic Festival - Brands Hatch - 30th/31st May 2026

Historic Grand Prix Cars Association

QUALIFYING - RACE 1 - STATISTICS

CLASS : 9

1 Starters


Fastest Lap History

NO	NAME	LAP TIME	TIME OF DAY	LAP	VEHICLE
8	Tony DITHERIDGE	1:55.479	09:42:27.846	2	Cooper T45 - 1958
8	Tony DITHERIDGE	1:54.569	09:46:18.066	4	Cooper T45 - 1958
8	Tony DITHERIDGE	1:54.489	09:48:12.536	5	Cooper T45 - 1958
8	Tony DITHERIDGE	1:52.014	09:50:04.568	6	Cooper T45 - 1958
8	Tony DITHERIDGE	1:51.402	09:51:55.970	7	Cooper T45 - 1958

MSVR Masters Historic Festival - Brands Hatch - 30th/31st May 2026

Historic Grand Prix Cars Association

RACE 1 - GRID (25 minutes)

ROW 16	31	45	2:06.434 Hans CIERS	
ROW 15	29	63	1:56.434 Jean DE MESTRAL	30
ROW 14	27	3	1:55.128 Barry CANNELL	28
ROW 13	25	19	1:53.693 Paul GRANT	26
ROW 12	23	88	1:52.039 Glenn LOXTON	24
ROW 11	21	22	1:51.928 Elliott HANN	22
ROW 10	19	72	1:49.646 Tom DE GRES	20
ROW 9	17	7	1:48.352 Nick TOPLISS	18
ROW 8	15	34	1:46.260 John SPIERS	16
ROW 7	13	38	1:45.363 Richard WILSON	14
ROW 6	11	2	1:44.168 Rod JOLLEY	12
ROW 5	9	21	1:42.838 James DENTY	10
ROW 4	7	53	1:41.287 Justin MAEERS	8
ROW 3	5	99	1:40.788 Mark SHAW	6
ROW 2	3	40	1:39.483 Tom WATERFIELD	4
ROW 1	1	76	1:38.035 Tim CHILD	2
Pole				
				

These results are provisional until the conclusion of any judicial and technical matters.

Brands Hatch GP: 2.4332 miles

Clerk Of Course: Gary Tanner

Timekeeper: Stewart Burr



MSVR Masters Historic Festival - Brands Hatch - 30th/31st May 2026



Historic Grand Prix Cars Association

RACE 1 - CLASSIFICATION

Race Distance: 15 Laps / 36.49 miles

POS	NO	CL	PIC	NAME	NAT	ENTRY	LAPS	TIME	GAP	DIFF	MPH	BEST	ON	GRD	↑↓
1	76	12	1	Tim CHILD	GBR	Brabham BT3/4 - 1962	15	26:51.233			81.55	1:38.748	12	1	0
2	12	7b	1	Rudi FRIEDRICH	DEU	Cooper T53 - 1960	15	26:52.162	0.929	0.929	81.50	1:38.753	12	2	0
3	53	12	2	Justin MAEERS	GBR	Cooper T53 - 1960	15	26:56.158	4.925	3.996	81.30	1:40.139	3	7	4
4	17	12	3	Michael GANS	LUX	Cooper T79 - 1964	15	26:57.486	6.253	1.328	81.23	1:41.022	11	4	0
5	18	7b	2	Clinton McCARTHY	GBR	Lotus 18 - 1960	15	27:00.968	9.735	3.482	81.06	1:43.423	3	8	3
6	21	10a	1	James DENTY	GBR	Lotus 21 - 1961	15	27:01.535	10.302	0.567	81.03	1:43.467	6	9	3
7	87	7b	3	Tony LEES	GBR	Cooper T53 - 1960	15	27:14.902	23.669	13.367	80.37	1:43.463	9	14	7
8	2	12	4	Rod JOLLEY	GBR	Cooper T53 - 1961	15	27:15.551	24.318	0.649	80.33	1:43.747	6	11	3
9	75	10a	2	Alex MORTON	GBR	Lotus 21 - 1961	15	27:21.268	30.035	5.717	80.05	1:45.465	7	12	3
10	34	6	1	John SPIERS	GBR	Maserati 250F - 1955	15	28:44.115	1:52.882	1:22.847	76.21	1:45.797	6	15	5
11	7	12	5	Nick TOPLISS	GBR	Cooper T53 Low Line - 1961	14	26:55.630	1 Lap	1 Lap	75.90	1:48.384	11	17	6
12	55	10a	3	Nick TAYLOR	GBR	Lotus 18 - 1961	14	26:56.562	1 Lap	0.932	75.86	1:46.073	10	16	4
13	13	10a	4	Wolfgang HENSELER	DEU	Lotus 18 - 1960	14	26:57.045	1 Lap	0.483	75.84	1:48.578	10	18	5
14	72	10b	1	Tom DE GRES	BEL	Brabham BT14 - 1965	14	26:58.296	1 Lap	1.251	75.78	1:47.956	7	19	5
15	22	6	2	Elliott HANN	GBR	Maserati 250F - 1958	14	27:00.045	1 Lap	1.749	75.70	1:50.876	7	21	6
16	88	6	3	Glenn LOXTON	ZAF	Maserati 250F - 1955	14	27:14.019	1 Lap	13.974	75.05	1:51.188	6	23	7
17	248	6	4	Klaus LEHR	DEU	Maserati 250F - 1957	14	27:17.347	1 Lap	3.328	74.90	1:50.895	7	26	9
18	20	10a	5	Teifion SALISBURY	GBR	Lotus 18 - 1960	14	27:18.511	1 Lap	1.164	74.84	1:52.290	8	28	10
19	36	5	1	Erik STAES	BEL	Cooper Bristol T23 Mk II - 1953	14	27:19.182	1 Lap	0.671	74.81	1:53.571	8	24	5
20	3*	10b	2	Barry CANNELL	GBR	Lola T60 - 1965	14	27:20.231	1 Lap	1.049	74.76	1:52.814	9	27	7
21	66	11	1	Sid HOOLE	GBR	Cooper T66 F1 - 1963	14	27:47.049	1 Lap	26.818	73.56	1:53.253	7	22	1
22	8	9	1	Tony DITHERIDGE	GBR	Cooper T45 - 1958	13	26:52.783	2 Laps	1 Lap	70.60	1:51.819	10	20	-2
23	92	7c	1	Stephen BANHAM	GBR	Cooper T45 - 1958	13	26:53.462	2 Laps	0.679	70.57	1:55.715	8	30	7
24	63	7c	2	Jean DE MESTRAL	CHE	Cooper T51 - 1958	13	26:55.016	2 Laps	1.554	70.51	1:57.326	6	29	5
25	45*	7c	3	Hans CIERS	BEL	Cooper T45 - 1958	13	28:17.650	2 Laps	1:22.634	67.07	2:06.279	6	31	6

NOT CLASSIFIED

DNF	38	7a		Richard WILSON	GBR	Ferrari 246 Dino - 1960	14	26:40.308	1 Lap	0.000	76.63	1:45.893	7	13	
DNF	59	7b		Geoff UNDERWOOD	GBR	Cooper T53 - 1960	12	21:12.245	3 Laps	2 Laps	82.62	1:43.576	9	10	
DNF	122	12		Peter HORSMAN	GBR	Lotus 18/21 - 1961	11	18:50.764	4 Laps	1 Lap	85.21	1:40.201	7	6	
DNF	19	5		Paul GRANT	GBR	Cooper Bristol Mk 2 - 1953	8	15:39.569	7 Laps	3 Laps	74.58	1:54.009	7	25	
DNF	99	8		Mark SHAW	GBR	Scarab Offenhauser - 1960	7	12:12.174	8 Laps	1 Lap	83.74	1:41.987	3	5	
DNF	40	12		Tom WATERFIELD	GBR	Cooper T53 - 1961	6	10:25.910	9 Laps	1 Lap	83.97	1:40.192	2	3	

FASTEST LAP

76	12			Tim CHILD	GBR	Brabham BT3/4 - 1962	12	1:38.748			88.70 mph	142.76 kph
12	7b			Rudi FRIEDRICH	DEU	Cooper T53 - 1960	12	1:38.753			88.70 mph	142.75 kph
99	8			Mark SHAW	GBR	Scarab Offenhauser - 1960	3	1:41.987			85.89 mph	138.22 kph
21	10a			James DENTY	GBR	Lotus 21 - 1961	6	1:43.467			84.66 mph	136.25 kph
34	6			John SPIERS	GBR	Maserati 250F - 1955	6	1:45.797			82.79 mph	133.25 kph
38	7a			Richard WILSON	GBR	Ferrari 246 Dino - 1960	7	1:45.893			82.72 mph	133.13 kph
72	10b			Tom DE GRES	BEL	Brabham BT14 - 1965	7	1:47.956			81.14 mph	130.58 kph
8	9			Tony DITHERIDGE	GBR	Cooper T45 - 1958	10	1:51.819			78.33 mph	126.07 kph
66	11			Sid HOOLE	GBR	Cooper T66 F1 - 1963	7	1:53.253			77.34 mph	124.47 kph
36	5			Erik STAES	BEL	Cooper Bristol T23 Mk II - 1953	8	1:53.571			77.13 mph	124.13 kph
92	7c			Stephen BANHAM	GBR	Cooper T45 - 1958	8	1:55.715			75.70 mph	121.83 kph

No. 3 & 45 - transponder battery low, please charge before your next session

Weather / Track : Sunny / Dry

These results are provisional until the conclusion of any judicial and technical matters.

Date: 30/05/2026 Start: 13:51 Finish: 14:18

Brands Hatch GP: 2.4332 miles

Clerk Of Course: Gary Tanner

Timekeeper: Stewart Burr



MSVR Masters Historic Festival - Brands Hatch - 30th/31st May 2026

Historic Grand Prix Cars Association

RACE 1 - LAP CHART

LAP 1 @ 13:53:11.849			LAP 2 @ 13:54:51.716			LAP 3 @ 13:56:31.255			LAP 4 @ 13:58:31.024			LAP 5 @ 14:00:10.939		
NO	BEHIND	LAP TIME	NO	BEHIND	LAP TIME	NO	BEHIND	LAP TIME	NO	BEHIND	LAP TIME	NO	BEHIND	LAP TIME
12		1:40.963	12		1:39.867	12		1:39.539	12		1:59.769	12		1:39.915
76	1.340	1:42.303	76	1.654	1:40.181	76	1.329	1:39.214	76	0.192	1:58.632	76	0.294	1:40.017
40	2.132	1:43.095	40	2.457	1:40.192	40	3.379	1:40.461	40	0.627	1:57.017	40	1.870	1:41.158
53	2.636	1:43.599	53	3.335	1:40.566	53	3.935	1:40.139	53	1.063	1:56.897	53	2.176	1:41.028
99	3.953	1:44.916	99	6.230	1:42.144	99	8.678	1:41.987	122	1.890	1:52.815	8	1 Lap	1:58.166
122	5.660	1:46.623	122	7.226	1:41.433	122	8.844	1:41.157	99	3.493	1:54.584	122	3.430	1:41.455
18	7.746	1:48.709	17	11.203	1:42.657	17	13.496	1:41.832	17	3.675	1:49.948	99	5.690	1:42.112
17	8.413	1:49.376	18	13.153	1:45.274	18	17.037	1:43.423	18	11.817	1:54.549	17	5.846	1:42.086
21	8.684	1:49.647	21	13.714	1:44.897	21	17.969	1:43.794	21	12.135	1:53.935	45	1 Lap	2:11.652
59	9.278	1:50.241	59	14.116	1:44.705	2	19.043	1:44.062	2	15.275	1:56.001	18	15.577	1:43.675
2	9.815	1:50.778	2	14.520	1:44.572	59	20.572	1:45.995	59	16.249	1:55.446	21	16.627	1:44.407
75	11.759	1:52.722	87	18.452	1:46.390	87	25.609	1:46.696	87	18.199	1:52.359	2	19.966	1:44.606
87	11.929	1:52.892	75	18.988	1:47.096	75	27.426	1:47.977	75	22.090	1:54.433	59	21.299	1:44.965
34	12.633	1:53.596	38	20.126	1:46.867	38	34.465	1:53.878	38	32.595	1:57.899	87	23.367	1:45.083
38	13.126	1:54.089	34	20.500	1:47.734	34	35.891	1:54.930	34	33.460	1:57.338	75	28.765	1:46.590
13	15.408	1:56.371	7	26.860	1:50.121	7	45.032	1:57.711	7	45.058	1:59.795	38	38.598	1:45.918
7	16.606	1:57.569	13	27.505	1:51.964	13	45.723	1:57.757	13	47.053	2:01.099	34	40.777	1:47.232
8	18.357	1:59.320	22	32.488	1:52.755	22	47.885	1:54.936	22	47.341	1:59.225	7	55.726	1:50.583
72	19.244	2:00.207	8	33.436	1:54.946	88	55.725	2:01.638	55	57.674	2:00.860	13	57.164	1:50.026
22	19.600	2:00.563	88	33.626	1:52.881	72	56.190	2:01.642	88	57.880	2:01.924	22	58.579	1:51.153
88	20.612	2:01.575	72	34.087	1:54.710	55	56.583	2:01.655	72	58.174	2:01.753	55	1:07.353	1:49.594
66	20.882	2:01.845	55	34.467	1:50.727	19	57.114	1:58.104	19	58.984	2:01.639	72	1:08.957	1:50.698
55	23.607	2:04.570	66	35.186	1:54.171	248	58.399	1:57.451	248	1:00.448	2:01.818	88	1:11.680	1:53.715
19	23.933	2:04.896	19	38.549	1:54.483	36	58.849	1:58.686	36	1:01.302	2:02.222	248	1:14.178	1:53.645
36	24.491	2:05.454	36	39.702	1:55.078	3	1:00.730	1:58.800	3	1:01.893	2:00.932	19	1:14.367	1:55.298
3	25.907	2:06.870	248	40.487	1:53.744	20	1:01.415	1:58.013	20	1:02.124	2:00.478	36	1:15.067	1:53.680
248	26.610	2:07.573	3	41.469	1:55.429	66	1:13.386	2:17.739	66	1:12.940	1:59.323	20	1:15.624	1:53.415
20	27.313	2:08.276	20	42.941	1:55.495	92	1:19.105	2:08.547	92	1:21.431	2:02.095	3	1:16.531	1:54.553
63	30.227	2:11.190	92	50.097	1:59.101	63	1:19.655	2:08.715	63	1:24.549	2:04.663	66	1:26.816	1:53.791
92	30.863	2:11.826	63	50.479	2:00.119	45	1:40.846	2:11.916				92	1:37.573	1:56.057
45	40.189	2:21.152	45	1:08.469	2:08.147	8	1:44.787	2:50.890						

MSVR Masters Historic Festival - Brands Hatch - 30th/31st May 2026

Historic Grand Prix Cars Association

RACE 1 - LAP CHART

LAP 6 @ 14:01:49.888			LAP 7 @ 14:03:29.460			LAP 8 @ 14:05:09.855			LAP 9 @ 14:06:49.141			LAP 10 @ 14:08:28.726		
NO	BEHIND	LAP TIME	NO	BEHIND	LAP TIME	NO	BEHIND	LAP TIME	NO	BEHIND	LAP TIME	NO	BEHIND	LAP TIME
12		1:38.949	12		1:39.572	12		1:40.395	76		1:39.150	76		1:39.585
76	0.170	1:38.825	76	0.149	1:39.551	76	0.136	1:40.382	12	1.402	1:40.688	12	1.157	1:39.340
63	1 Lap	1:58.114	66	1 Lap	1:54.532	36	1 Lap	1:53.942	88	1 Lap	1:52.431	55	1 Lap	1:47.628
53	3.935	1:40.708	53	5.380	1:41.017	20	1 Lap	1:54.992	122	9.669	1:42.236	72	1 Lap	1:51.061
122	5.952	1:41.471	122	6.581	1:40.201	19	1 Lap	1:54.009	53	10.094	1:43.101	22	1 Lap	1:54.100
40	6.908	1:43.987	99	13.600	1:43.533	53	6.279	1:41.294	248	1 Lap	1:56.076	122	11.089	1:41.005
99	9.639	1:42.898	17	14.013	1:43.805	3	1 Lap	1:53.811	36	1 Lap	1:53.571	53	12.323	1:41.814
17	9.780	1:42.883	92	1 Lap	1:58.814	122	6.719	1:40.533	20	1 Lap	1:52.290	88	1 Lap	1:53.169
8	1 Lap	1:54.898	63	1 Lap	1:57.326	66	1 Lap	1:53.253	17	20.621	1:43.196	17	23.610	1:42.574
18	20.077	1:43.449	18	24.600	1:44.095	17	16.711	1:43.093	19	1 Lap	1:54.611	45	2 Laps	2:07.873
21	21.145	1:43.467	21	25.715	1:44.142	18	29.388	1:45.183	3	1 Lap	1:55.045	248	1 Lap	1:52.454
2	24.764	1:43.747	2	29.348	1:44.156	21	29.895	1:44.575	66	1 Lap	1:54.593	20	1 Lap	1:53.397
59	26.195	1:43.845	59	30.986	1:44.363	2	34.056	1:45.103	18	33.634	1:43.532	36	1 Lap	1:54.767
87	28.342	1:43.924	87	33.506	1:44.736	92	1 Lap	1:57.229	21	34.092	1:43.483	3	1 Lap	1:52.814
75	36.382	1:46.566	8	1 Lap	1:55.613	59	35.897	1:45.306	2	38.546	1:43.776	18	39.012	1:44.963
45	1 Lap	2:08.470	75	42.275	1:45.465	87	38.070	1:44.959	59	40.187	1:43.576	21	40.861	1:46.354
38	45.802	1:46.153	38	52.123	1:45.893	63	1 Lap	2:00.791	87	42.247	1:43.463	2	44.116	1:45.155
34	47.625	1:45.797	34	54.935	1:46.882	75	48.380	1:46.500	92	1 Lap	1:55.715	59	44.388	1:43.786
7	1:07.163	1:50.386	45	1 Lap	2:06.279	8	1 Lap	1:53.580	75	54.758	1:45.664	87	46.798	1:44.136
13	1:08.045	1:49.830	7	1:16.601	1:49.010	38	58.776	1:47.048	63	1 Lap	1:57.659	66	1 Lap	1:55.433
22	1:10.932	1:51.302	13	1:17.434	1:48.961	34	1:00.361	1:45.821	8	1 Lap	1:53.014	75	1:03.557	1:48.384
55	1:17.005	1:48.601	22	1:22.236	1:50.876	7	1:26.249	1:50.043	38	1:05.585	1:46.095	92	1 Lap	1:58.237
72	1:18.203	1:48.195	55	1:25.019	1:47.586	13	1:27.067	1:50.028	34	1:07.980	1:46.905	38	1:12.909	1:46.909
88	1:23.919	1:51.188	72	1:26.587	1:47.956	55	1:32.926	1:48.302	7	1:36.178	1:49.215	34	1:16.449	1:48.054
248	1:26.291	1:51.062	88	1:36.469	1:52.122	22	1:35.304	1:53.463	13	1:37.546	1:49.765	8	1 Lap	1:54.027
36	1:30.018	1:53.900	248	1:37.614	1:50.895	72	1:35.673	1:49.481				63	1 Lap	2:00.923
20	1:30.469	1:53.794				45	1 Lap	2:08.427						
19	1:31.947	1:56.529												
3	1:32.462	1:54.880												

MSVR Masters Historic Festival - Brands Hatch - 30th/31st May 2026

Historic Grand Prix Cars Association

RACE 1 - LAP CHART

LAP 11 @ 14:10:07.923			LAP 12 @ 14:11:46.671			LAP 13 @ 14:13:27.081			LAP 14 @ 14:15:49.263			LAP 15 @ 14:18:22.119		
NO	BEHIND	LAP TIME	NO	BEHIND	LAP TIME	NO	BEHIND	LAP TIME	NO	BEHIND	LAP TIME	NO	BEHIND	LAP TIME
76		1:39.197	76		1:38.748	76		1:40.410	76		2:22.182	76		2:32.856
12	1.464	1:39.504	12	1.469	1:38.753	12	3.699	1:42.640	12	0.699	2:19.182	12	0.929	2:33.086
7	1 Lap	1:48.387	63	2 Laps	1:58.186	8	2 Laps	1:54.082	8	2 Laps	2:19.854	8	2 Laps	2:32.574
13	1 Lap	1:48.578	7	1 Lap	1:48.384	92	2 Laps	1:59.235	92	2 Laps	2:17.894	92	2 Laps	2:32.241
55	1 Lap	1:46.073	55	1 Lap	1:46.502	63	2 Laps	2:00.250	63	2 Laps	2:04.077	63	2 Laps	2:33.003
53	13.704	1:40.578	53	18.673	1:43.717	7	1 Lap	1:49.981	7	1 Lap	2:02.542	7	1 Lap	2:31.903
122	13.727	1:41.835	13	1 Lap	1:50.102	53	25.780	1:47.517	53	5.854	2:02.256	53	4.925	2:31.927
72	1 Lap	1:50.936	17	28.599	1:41.912	55	1 Lap	1:51.296	55	1 Lap	2:01.421	55	1 Lap	2:31.747
22	1 Lap	1:52.078	72	1 Lap	1:53.614	13	1 Lap	1:50.119	13	1 Lap	2:00.678	13	1 Lap	2:31.767
17	25.435	1:41.022	22	1 Lap	1:52.690	17	30.910	1:42.721	17	7.360	1:58.632	17	6.253	2:31.749
88	1 Lap	1:52.958	88	1 Lap	1:53.827	72	1 Lap	1:52.322	72	1 Lap	1:52.662	72	1 Lap	2:23.059
248	1 Lap	1:53.281	18	51.982	1:45.460	22	1 Lap	1:53.664	22	1 Lap	1:53.689	22	1 Lap	2:19.551
18	45.270	1:45.455	21	52.603	1:45.047	18	1:01.056	1:49.484	18	38.417	1:59.543	18	9.735	2:04.174
20	1 Lap	1:52.462	248	1 Lap	1:53.351	21	1:01.629	1:49.436	21	39.342	1:59.895	21	10.302	2:03.816
21	46.304	1:44.640	59	56.460	1:45.062	88	1 Lap	1:57.657	88	1 Lap	2:04.919	88	1 Lap	2:04.015
36	1 Lap	1:55.751	87	57.658	1:44.630	87	1:11.957	1:54.709	87	52.382	2:02.607	87	23.669	2:04.143
59	50.146	1:44.955	2	1:00.642	1:47.242	2	1:13.963	1:53.731	2	53.451	2:01.670	2	24.318	2:03.723
3	1 Lap	1:55.126	20	1 Lap	1:53.836	248	1 Lap	1:59.829	248	1 Lap	2:02.490	248	1 Lap	2:03.678
87	51.776	1:44.175	36	1 Lap	1:55.045	20	1 Lap	2:00.316	20	1 Lap	2:00.086	20	1 Lap	2:01.661
2	52.148	1:47.229	3	1 Lap	1:56.831	36	1 Lap	1:56.033	36	1 Lap	1:59.576	36	1 Lap	2:01.477
45	2 Laps	2:09.097	66	1 Lap	1:56.072	3	1 Lap	1:55.204	3	1 Lap	1:58.117	3	1 Lap	2:01.819
66	1 Lap	1:53.755	75	1:19.704	1:48.574	75	1:36.765	1:57.471	75	1:09.304	1:54.721	75	30.035	1:53.587
75	1:09.878	1:45.518	45	2 Laps	2:07.259	66	1 Lap	2:06.283	66	1 Lap	2:03.680	66	1 Lap	2:02.579
38	1:20.021	1:46.309	38	1:29.608	1:48.335	45	2 Laps	2:22.233	45	2 Laps	2:07.301	45	2 Laps	2:07.844
34	1:24.340	1:47.088	34	1:33.642	1:48.050	38	2:14.623	2:25.425	38	2:21.931	2:29.490	34	1:52.882	2:03.353
92	1 Lap	1:56.471				34	2:15.210	2:21.978	34	2:22.385	2:29.357			
8	1 Lap	1:51.819							SC	13 Laps	2:32.856			

MSVR Masters Historic Festival - Brands Hatch - 30th/31st May 2026

Historic Grand Prix Cars Association

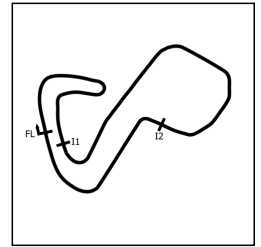
RACE 1 - POSITION CHART

No	Name	Lap Pos	1	2	3	4	5	6	7	8	9	10	11	12	13	14	15
			76	CHILD	1	12	12	12	12	12	12	12	12	76	76	76	76
12	FRIEDRICH	2	76	76	76	76	76	76	76	76	12	12	12	12	12	12	12
40	WATERFIELD	3	40	40	40	40	40	53	53	53	122	122	53	53	53	53	53
17	GANS	4	53	53	53	53	53	122	122	122	53	53	122	17	17	17	17
99	SHAW	5	99	99	99	122	122	40	99	17	17	17	17	18	18	18	18
122	HORSMAN	6	122	122	122	99	99	99	17	18	18	18	18	21	21	21	21
53	MAEERS	7	18	17	17	17	17	17	18	21	21	21	21	59	87	87	87
18	McCARTHY	8	17	18	18	18	18	18	21	2	2	2	59	87	2	2	2
21	DENTY	9	21	21	21	21	21	21	2	59	59	59	87	2	75	75	75
59	UNDERWOOD	10	59	59	2	2	2	2	59	87	87	87	2	75	38	38	34
2	JOLLEY	11	2	2	59	59	59	59	87	75	75	75	75	38	34	34	
75	MORTON	12	75	87	87	87	87	87	75	38	38	38	38	34	7	7	
38	WILSON	13	87	75	75	75	75	75	38	34	34	34	34	7	55	55	
87	LEES	14	34	38	38	38	38	38	34	7	7	7	7	55	13	13	
34	SPIERS	15	38	34	34	34	34	34	7	13	13	13	55	13	72	72	
55	TAYLOR	16	13	7	7	7	7	7	13	55	55	55	13	72	22	22	
7	TOPLISS	17	7	13	13	13	13	13	22	22	72	72	72	22	88	88	
13	HENSELER	18	8	22	22	22	22	22	55	72	22	22	22	88	248	248	
72	DE GRES	19	72	8	88	55	55	55	72	88	88	88	88	248	20	20	
8	DITHERIDGE	20	22	88	72	88	72	72	88	248	248	248	248	20	36	36	
22	HANN	21	88	72	55	72	88	88	248	36	20	20	20	36	3	3	
66	HOOLE	22	66	55	19	19	248	248	36	20	36	36	36	3	66	66	
88	LOXTON	23	55	66	248	248	19	36	20	19	3	3	3	66	8		
36	STAES	24	19	19	36	36	36	20	19	3	66	66	66	8	92		
19	GRANT	25	36	36	3	3	20	19	3	66	92	92	8	92	63		
248	LEHR	26	3	248	20	20	3	3	66	92	8	8	92	63	45		
3	CANNELL	27	248	3	66	66	66	66	92	63	63	63	63	45			
20	SALISBURY	28	20	20	92	92	92	92	63	8	45	45	45				
63	DE MESTRAL	29	63	92	63	63	63	63	8	45							
92	BANHAM	30	92	63	45	8	8	8	45								
45	CIERS	31	45	45	8	45	45	45									

MSVR Masters Historic Festival - Brands Hatch - 30th/31st May 2026

Historic Grand Prix Cars Association

RACE 1 - SECTOR ANALYSIS



SECTOR 1 = FL to I1, SECTOR 2 = I1 to I2, SECTOR 3 = I2 to FL, DIFF = Difference To Personal Best Lap, P = Crossed Finish Line in Pit Lane, D = Time Disallowed

P1 76 12		Tim CHILD		Brabham BT3/4 - 1962			
IDEAL LAP TIME : 1:38.202		BEST LAP TIME : 1:38.748		DIFFERENCE : 0.546			
LAP	SECTOR 1	SECTOR 2	SECTOR 3	LAP TIME	MPH	DIFF	TIME OF DAY
1 -		45.310	23.108	1:42.303	85.62	3.555	13:53:13.189
2 -	32.067	44.979	23.135	1:40.181	87.44	1.433	13:54:53.370
3 -	31.440	44.603	23.171	1:39.214	88.29	0.466	13:56:32.584
4 -	33.815	58.279	26.538	1:58.632	73.84	19.884	13:58:31.216
5 -	31.717	44.937	23.363	1:40.017	87.58	1.269	14:00:11.233
6 -	31.620	44.220	22.985	1:38.825 (2)	88.63	0.077	14:01:50.058
7 -	31.923	44.282	23.346	1:39.551	87.99	0.803	14:03:29.609
8 -	31.542	45.466	23.374	1:40.382	87.26	1.634	14:05:09.991
9 -	31.692	44.254	23.204	1:39.150 (3)	88.34	0.402	14:06:49.141
10 -	31.989	44.402	23.194	1:39.585	87.96	0.837	14:08:28.726
11 -	31.427	44.660	23.110	1:39.197	88.30	0.449	14:10:07.923
12 -	30.997	44.482	23.269	1:38.748 (1)	88.70		14:11:46.671
13 -	31.127	44.631	24.652	1:40.410	87.24	1.662	14:13:27.081
14 -	32.972	1:10.440	38.770	2:22.182	61.61	43.434	14:15:49.263
15 -	49.155	1:07.095	36.606	2:32.856	57.30	54.108	14:18:22.119

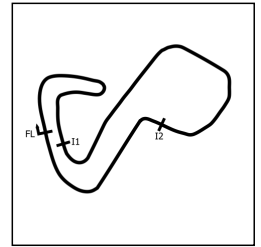
P2 12 7b		Rudi FRIEDRICH		Cooper T53 - 1960			
IDEAL LAP TIME : 1:38.593		BEST LAP TIME : 1:38.753		DIFFERENCE : 0.160			
LAP	SECTOR 1	SECTOR 2	SECTOR 3	LAP TIME	MPH	DIFF	TIME OF DAY
1 -		44.892	23.316	1:40.963	86.76	2.210	13:53:11.849
2 -	31.382	45.025	23.460	1:39.867	87.71	1.114	13:54:51.716
3 -	31.642	44.391	23.506	1:39.539	88.00	0.786	13:56:31.255
4 -	32.945	1:00.136	26.688	1:59.769	73.13	21.016	13:58:31.024
5 -	31.675	44.683	23.557	1:39.915	87.67	1.162	14:00:10.939
6 -	31.620	44.143	23.186	1:38.949 (2)	88.52	0.196	14:01:49.888
7 -	31.672	44.265	23.635	1:39.572	87.97	0.819	14:03:29.460
8 -	31.419	45.451	23.525	1:40.395	87.25	1.642	14:05:09.855
9 -	32.445	44.928	23.315	1:40.688	86.99	1.935	14:06:50.543
10 -	31.803	44.221	23.316	1:39.340 (3)	88.18	0.587	14:08:29.883
11 -	31.491	44.838	23.175	1:39.504	88.03	0.751	14:10:09.387
12 -	31.395	44.036	23.322	1:38.753 (1)	88.70		14:11:48.140
13 -	31.669	44.285	26.686	1:42.640	85.34	3.887	14:13:30.780
14 -	31.904	1:08.670	38.608	2:19.182	62.93	40.429	14:15:49.962
15 -	49.453	1:06.608	37.025	2:33.086	57.22	54.333	14:18:23.048

P3 53 12		Justin MAEERS		Cooper T53 - 1960			
IDEAL LAP TIME : 1:39.757		BEST LAP TIME : 1:40.139		DIFFERENCE : 0.382			
LAP	SECTOR 1	SECTOR 2	SECTOR 3	LAP TIME	MPH	DIFF	TIME OF DAY
1 -		44.771	23.535	1:43.599	84.55	3.460	13:53:14.485
2 -	32.371	44.836	23.359	1:40.566 (2)	87.10	0.427	13:54:55.051
3 -	31.851	44.667	23.621	1:40.139 (1)	87.47		13:56:35.190
4 -	34.105	56.376	26.416	1:56.897	74.93	16.758	13:58:32.087
5 -	32.403	44.668	23.957	1:41.028	86.70	0.889	14:00:13.115
6 -	32.656	44.547	23.505	1:40.708	86.98	0.569	14:01:53.823
7 -	32.684	44.913	23.420	1:41.017	86.71	0.878	14:03:34.840
8 -	32.992	44.895	23.407	1:41.294	86.47	1.155	14:05:16.134
9 -	33.325	45.555	24.221	1:43.101	84.96	2.962	14:06:59.235
10 -	32.587	45.837	23.390	1:41.814	86.03	1.675	14:08:41.049
11 -	32.434	44.733	23.411	1:40.578 (3)	87.09	0.439	14:10:21.627
12 -	33.039	45.458	25.220	1:43.717	84.45	3.578	14:12:05.344
13 -	32.563	48.017	26.937	1:47.517	81.47	7.378	14:13:52.861
14 -	37.178	52.831	32.247	2:02.256	71.65	22.117	14:15:55.117
15 -	49.262	1:06.406	36.259	2:31.927	57.65	51.788	14:18:27.044

MSVR Masters Historic Festival - Brands Hatch - 30th/31st May 2026

Historic Grand Prix Cars Association

RACE 1 - SECTOR ANALYSIS



SECTOR 1 = FL to I1, SECTOR 2 = I1 to I2, SECTOR 3 = I2 to FL, DIFF = Difference To Personal Best Lap, P = Crossed Finish Line in Pit Lane, D = Time Disallowed

P4 17 12		Michael GANS		Cooper T79 - 1964			
IDEAL LAP TIME : 1:40.995		BEST LAP TIME : 1:41.022		DIFFERENCE : 0.027			
LAP	SECTOR 1	SECTOR 2	SECTOR 3	LAP TIME	MPH	DIFF	TIME OF DAY
1 -		47.154	23.784	1:49.376	80.08	8.354	13:53:20.262
2 -	32.621	46.369	23.667	1:42.657	85.33	1.635	13:55:02.919
3 -	32.631	45.512	23.689	1:41.832 (2)	86.02	0.810	13:56:44.751
4 -	34.483	49.940	25.525	1:49.948	79.67	8.926	13:58:34.699
5 -	32.793	45.410	23.883	1:42.086	85.80	1.064	14:00:16.785
6 -	33.531	45.532	23.820	1:42.883	85.14	1.861	14:01:59.668
7 -	33.406	45.682	24.717	1:43.805	84.38	2.783	14:03:43.473
8 -	32.431	46.714	23.948	1:43.093	84.97	2.071	14:05:26.566
9 -	32.760	46.126	24.310	1:43.196	84.88	2.174	14:07:09.762
10 -	33.126	45.411	24.037	1:42.574	85.40	1.552	14:08:52.336
11 -	32.356	45.169	23.497	1:41.022 (1)	86.71		14:10:33.358
12 -	32.718	45.194	24.000	1:41.912 (3)	85.95	0.890	14:12:15.270
13 -	32.610	45.142	24.969	1:42.721	85.27	1.699	14:13:57.991
14 -	34.720	51.422	32.490	1:58.632	73.84	17.610	14:15:56.623
15 -	49.903	1:05.985	35.861	2:31.749	57.72	50.727	14:18:28.372

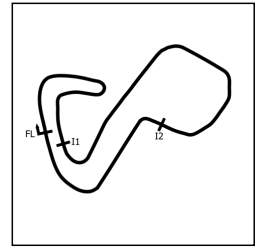
P5 18 7b		Clinton McCARTHY		Lotus 18 - 1960			
IDEAL LAP TIME : 1:42.715		BEST LAP TIME : 1:43.423		DIFFERENCE : 0.708			
LAP	SECTOR 1	SECTOR 2	SECTOR 3	LAP TIME	MPH	DIFF	TIME OF DAY
1 -		47.329	24.210	1:48.709	80.58	5.286	13:53:19.595
2 -	33.082	47.692	24.500	1:45.274	83.20	1.851	13:55:04.869
3 -	32.654	46.541	24.228	1:43.423 (1)	84.69		13:56:48.292
4 -	36.992	51.690	25.867	1:54.549	76.47	11.126	13:58:42.841
5 -	32.992	46.658	24.025	1:43.675	84.49	0.252	14:00:26.516
6 -	32.977	46.092	24.380	1:43.449 (2)	84.67	0.026	14:02:09.965
7 -	33.551	46.471	24.073	1:44.095	84.15	0.672	14:03:54.060
8 -	32.598	47.581	25.004	1:45.183	83.28	1.760	14:05:39.243
9 -	33.022	46.231	24.279	1:43.532 (3)	84.60	0.109	14:07:22.775
10 -	33.012	47.558	24.393	1:44.963	83.45	1.540	14:09:07.738
11 -	32.893	48.085	24.477	1:45.455	83.06	2.032	14:10:53.193
12 -	32.619	46.742	26.099	1:45.460	83.06	2.037	14:12:38.653
13 -	32.995	47.257	29.232	1:49.484	80.01	6.061	14:14:28.137
14 -	36.253	52.905	30.385	1:59.543	73.27	16.120	14:16:27.680
15 -	36.863	52.657	34.654	2:04.174	70.54	20.751	14:18:31.854

P6 21 10a		James DENTY		Lotus 21 - 1961			
IDEAL LAP TIME : 1:43.050		BEST LAP TIME : 1:43.467		DIFFERENCE : 0.417			
LAP	SECTOR 1	SECTOR 2	SECTOR 3	LAP TIME	MPH	DIFF	TIME OF DAY
1 -		48.568	24.806	1:49.647	79.89	6.180	13:53:20.533
2 -	33.163	46.971	24.763	1:44.897	83.50	1.430	13:55:05.430
3 -	32.610	46.467	24.717	1:43.794 (3)	84.39	0.327	13:56:49.224
4 -	36.774	51.421	25.740	1:53.935	76.88	10.468	13:58:43.159
5 -	32.998	46.713	24.696	1:44.407	83.90	0.940	14:00:27.566
6 -	32.891	46.128	24.448	1:43.467 (1)	84.66		14:02:11.033
7 -	33.080	46.468	24.594	1:44.142	84.11	0.675	14:03:55.175
8 -	32.706	46.716	25.153	1:44.575	83.76	1.108	14:05:39.750
9 -	32.892	46.188	24.403	1:43.483 (2)	84.65	0.016	14:07:23.233
10 -	33.053	48.696	24.605	1:46.354	82.36	2.887	14:09:09.587
11 -	32.519	47.430	24.691	1:44.640	83.71	1.173	14:10:54.227
12 -	32.745	46.557	25.745	1:45.047	83.38	1.580	14:12:39.274
13 -	33.103	47.545	28.788	1:49.436	80.04	5.969	14:14:28.710
14 -	36.533	52.932	30.430	1:59.895	73.06	16.428	14:16:28.605
15 -	37.380	52.244	34.192	2:03.816	70.74	20.349	14:18:32.421

MSVR Masters Historic Festival - Brands Hatch - 30th/31st May 2026

Historic Grand Prix Cars Association

RACE 1 - SECTOR ANALYSIS



SECTOR 1 = FL to I1, SECTOR 2 = I1 to I2, SECTOR 3 = I2 to FL, DIFF = Difference To Personal Best Lap, P = Crossed Finish Line in Pit Lane, D = Time Disallowed

P7 87 7b Tony LEES		Cooper T53 - 1960					
IDEAL LAP TIME : 1:42.731		BEST LAP TIME : 1:43.463		DIFFERENCE : 0.732			
LAP	SECTOR 1	SECTOR 2	SECTOR 3	LAP TIME	MPH	DIFF	TIME OF DAY
1 -		48.137	25.186	1:52.892	77.59	9.429	13:53:23.778
2 -	34.163	47.440	24.787	1:46.390	82.33	2.927	13:55:10.168
3 -	33.540	46.801	26.355	1:46.696	82.10	3.233	13:56:56.864
4 -	36.177	50.893	25.289	1:52.359	77.96	8.896	13:58:49.223
5 -	33.184	46.749	25.150	1:45.083	83.36	1.620	14:00:34.306
6 -	32.912	46.069	24.943	1:43.924 (2)	84.29	0.461	14:02:18.230
7 -	32.441	47.247	25.048	1:44.736	83.63	1.273	14:04:02.966
8 -	33.400	46.649	24.910	1:44.959	83.45	1.496	14:05:47.925
9 -	32.669	46.573	24.221	1:43.463 (1)	84.66		14:07:31.388
10 -	33.082	46.071	24.983	1:44.136 (3)	84.11	0.673	14:09:15.524
11 -	33.418	46.159	24.598	1:44.175	84.08	0.712	14:10:59.699
12 -	32.903	46.528	25.199	1:44.630	83.72	1.167	14:12:44.329
13 -	32.753	51.645	30.311	1:54.709	76.36	11.246	14:14:39.038
14 -	37.070	55.452	30.085	2:02.607	71.44	19.144	14:16:41.645
15 -	38.367	55.436	30.340	2:04.143	70.56	20.680	14:18:45.788

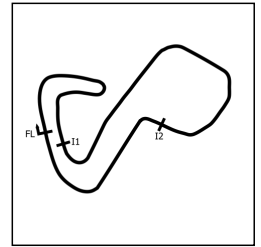
P8 2 12 Rod JOLLEY		Cooper T53 - 1961					
IDEAL LAP TIME : 1:42.707		BEST LAP TIME : 1:43.747		DIFFERENCE : 1.040			
LAP	SECTOR 1	SECTOR 2	SECTOR 3	LAP TIME	MPH	DIFF	TIME OF DAY
1 -		47.516	25.127	1:50.778	79.07	7.031	13:53:21.664
2 -	33.276	46.724	24.572	1:44.572	83.76	0.825	13:55:06.236
3 -	33.266	46.123	24.673	1:44.062 (3)	84.17	0.315	13:56:50.298
4 -	38.401	51.683	25.917	1:56.001	75.51	12.254	13:58:46.299
5 -	33.544	46.772	24.290	1:44.606	83.74	0.859	14:00:30.905
6 -	32.985	46.453	24.309	1:43.747 (1)	84.43		14:02:14.652
7 -	32.989	46.885	24.282	1:44.156	84.10	0.409	14:03:58.808
8 -	32.866	47.320	24.917	1:45.103	83.34	1.356	14:05:43.911
9 -	32.827	46.569	24.380	1:43.776 (2)	84.41	0.029	14:07:27.687
10 -	32.853	47.097	25.205	1:45.155	83.30	1.408	14:09:12.842
11 -	36.648	45.968	24.613	1:47.229	81.69	3.482	14:11:00.071
12 -	33.350	46.698	27.194	1:47.242	81.68	3.495	14:12:47.313
13 -	32.457	49.687	31.587	1:53.731	77.02	9.984	14:14:41.044
14 -	36.425	55.102	30.143	2:01.670	71.99	17.923	14:16:42.714
15 -	38.368	54.942	30.413	2:03.723	70.80	19.976	14:18:46.437

P9 75 10a Alex MORTON		Lotus 21 - 1961					
IDEAL LAP TIME : 1:44.790		BEST LAP TIME : 1:45.465		DIFFERENCE : 0.675			
LAP	SECTOR 1	SECTOR 2	SECTOR 3	LAP TIME	MPH	DIFF	TIME OF DAY
1 -		48.547	25.572	1:52.722	77.71	7.257	13:53:23.608
2 -	33.732	48.519	24.845	1:47.096	81.79	1.631	13:55:10.704
3 -	33.843	47.405	26.729	1:47.977	81.12	2.512	13:56:58.681
4 -	36.700	51.076	26.657	1:54.433	76.54	8.968	13:58:53.114
5 -	34.428	47.272	24.890	1:46.590	82.18	1.125	14:00:39.704
6 -	33.398	47.655	25.513	1:46.566	82.20	1.101	14:02:26.270
7 -	33.562	47.380	24.523	1:45.465 (1)	83.05		14:04:11.735
8 -	34.220	47.602	24.678	1:46.500	82.25	1.035	14:05:58.235
9 -	32.995	47.684	24.985	1:45.664 (3)	82.90	0.199	14:07:43.899
10 -	33.408	49.852	25.124	1:48.384	80.82	2.919	14:09:32.283
11 -	33.258	47.470	24.790	1:45.518 (2)	83.01	0.053	14:11:17.801
12 -	33.397	48.445	26.732	1:48.574	80.68	3.109	14:13:06.375
13 -	33.684	54.880	28.907	1:57.471	74.57	12.006	14:15:03.846
14 -	35.815	50.283	28.623	1:54.721	76.35	9.256	14:16:58.567
15 -	34.476	49.860	29.251	1:53.587	77.12	8.122	14:18:52.154

MSVR Masters Historic Festival - Brands Hatch - 30th/31st May 2026

Historic Grand Prix Cars Association

RACE 1 - SECTOR ANALYSIS



SECTOR 1 = FL to I1, SECTOR 2 = I1 to I2, SECTOR 3 = I2 to FL, DIFF = Difference To Personal Best Lap, P = Crossed Finish Line in Pit Lane, D = Time Disallowed

P10 34 6		John SPIERS		Maserati 250F - 1955			
IDEAL LAP TIME : 1:45.508		BEST LAP TIME : 1:45.797		DIFFERENCE : 0.289			
LAP	SECTOR 1	SECTOR 2	SECTOR 3	LAP TIME	MPH	DIFF	TIME OF DAY
1 -		48.163	25.212	1:53.596	77.11	7.799	13:53:24.482
2 -	34.955	47.981	24.798	1:47.734	81.30	1.937	13:55:12.216
3 -	34.134	48.114	32.682	1:54.930	76.21	9.133	13:57:07.146
4 -	37.416	54.595	25.327	1:57.338	74.65	11.541	13:59:04.484
5 -	34.484	47.464	25.284	1:47.232	81.69	1.435	14:00:51.716
6 -	33.980	46.950	24.867	1:45.797 (1)	82.79		14:02:37.513
7 -	34.345	47.426	25.111	1:46.882 (3)	81.95	1.085	14:04:24.395
8 -	33.760	47.029	25.032	1:45.821 (2)	82.77	0.024	14:06:10.216
9 -	33.777	47.949	25.179	1:46.905	81.94	1.108	14:07:57.121
10 -	34.077	48.062	25.915	1:48.054	81.06	2.257	14:09:45.175
11 -	33.804	48.076	25.208	1:47.088	81.80	1.291	14:11:32.263
12 -	34.436	47.736	25.878	1:48.050	81.07	2.253	14:13:20.313
13 -	35.519	1:12.337	34.122	2:21.978	61.69	36.181	14:15:42.291
14 -	44.992	1:07.740	36.625	2:29.357	58.65	43.560	14:18:11.648
15 -	41.465	54.849	27.039	2:03.353	71.01	17.556	14:20:15.001

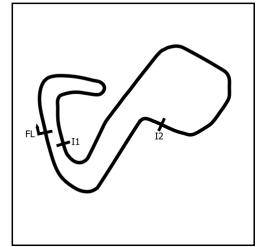
P11 7 12		Nick TOPLISS		Cooper T53 Low Line - 1961			
IDEAL LAP TIME : 1:47.841		BEST LAP TIME : 1:48.384		DIFFERENCE : 0.543			
LAP	SECTOR 1	SECTOR 2	SECTOR 3	LAP TIME	MPH	DIFF	TIME OF DAY
1 -		50.719	25.456	1:57.569	74.50	9.185	13:53:28.455
2 -	34.845	49.717	25.559	1:50.121	79.54	1.737	13:55:18.576
3 -	35.569	52.127	30.015	1:57.711	74.41	9.327	13:57:16.287
4 -	38.958	54.960	25.877	1:59.795	73.12	11.411	13:59:16.082
5 -	34.657	50.219	25.707	1:50.583	79.21	2.199	14:01:06.665
6 -	35.091	49.320	25.975	1:50.386	79.35	2.002	14:02:57.051
7 -	34.493	49.185	25.332	1:49.010 (3)	80.35	0.626	14:04:46.061
8 -	34.507	49.931	25.605	1:50.043	79.60	1.659	14:06:36.104
9 -	34.573	49.562	25.080	1:49.215	80.20	0.831	14:08:25.319
10 -	34.245	49.219	24.923	1:48.387 (2)	80.82	0.003	14:10:13.706
11 -	33.993	48.931	25.460	1:48.384 (1)	80.82		14:12:02.090
12 -	34.594	48.925	26.462	1:49.981	79.64	1.597	14:13:52.071
13 -	37.026	52.979	32.537	2:02.542	71.48	14.158	14:15:54.613
14 -	49.038	1:06.617	36.248	2:31.903	57.66	43.519	14:18:26.516

P12 55 10a		Nick TAYLOR		Lotus 18 - 1961			
IDEAL LAP TIME : 1:45.708		BEST LAP TIME : 1:46.073		DIFFERENCE : 0.365			
LAP	SECTOR 1	SECTOR 2	SECTOR 3	LAP TIME	MPH	DIFF	TIME OF DAY
1 -		50.654	26.386	2:04.570	70.32	18.497	13:53:35.456
2 -	34.016	50.600	26.111	1:50.727	79.11	4.654	13:55:26.183
3 -	37.755	52.276	31.624	2:01.655	72.00	15.582	13:57:27.838
4 -	39.630	54.242	26.988	2:00.860	72.47	14.787	13:59:28.698
5 -	34.424	49.255	25.915	1:49.594	79.92	3.521	14:01:18.292
6 -	34.538	48.421	25.642	1:48.601	80.66	2.528	14:03:06.893
7 -	34.344	47.731	25.511	1:47.586 (3)	81.42	1.513	14:04:54.479
8 -	34.299	48.418	25.585	1:48.302	80.88	2.229	14:06:42.781
9 -	34.245	47.504	25.879	1:47.628	81.38	1.555	14:08:30.409
10 -	33.895	47.132	25.046	1:46.073 (1)	82.58		14:10:16.482
11 -	33.530	47.477	25.495	1:46.502 (2)	82.25	0.429	14:12:02.984
12 -	35.198	48.536	27.562	1:51.296	78.70	5.223	14:13:54.280
13 -	36.484	52.494	32.443	2:01.421	72.14	15.348	14:15:55.701
14 -	49.303	1:06.334	36.110	2:31.747	57.72	45.674	14:18:27.448

MSVR Masters Historic Festival - Brands Hatch - 30th/31st May 2026

Historic Grand Prix Cars Association

RACE 1 - SECTOR ANALYSIS



SECTOR 1 = FL to I1, SECTOR 2 = I1 to I2, SECTOR 3 = I2 to FL, DIFF = Difference To Personal Best Lap, P = Crossed Finish Line in Pit Lane, D = Time Disallowed

P13 13 10a Wolfgang HENSELER			Lotus 18 - 1960				
IDEAL LAP TIME : 1:47.578			BEST LAP TIME : 1:48.578		DIFFERENCE : 1.000		
LAP	SECTOR 1	SECTOR 2	SECTOR 3	LAP TIME	MPH	DIFF	TIME OF DAY
1 -		49.501	25.800	1:56.371	75.27	7.793	13:53:27.257
2 -	35.546	50.632	25.786	1:51.964	78.23	3.386	13:55:19.221
3 -	35.058	52.677	30.022	1:57.757	74.38	9.179	13:57:16.978
4 -	38.797	55.040	27.262	2:01.099	72.33	12.521	13:59:18.077
5 -	34.598	49.532	25.896	1:50.026	79.61	1.448	14:01:08.103
6 -	34.626	49.322	25.882	1:49.830	79.75	1.252	14:02:57.933
7 -	34.431	48.996	25.534	1:48.961 (2)	80.39	0.383	14:04:46.894
8 -	34.411	49.421	26.196	1:50.028	79.61	1.450	14:06:36.922
9 -	34.454	48.959	26.352	1:49.765 (3)	79.80	1.187	14:08:26.687
10 -	34.377	48.080	26.121	1:48.578 (1)	80.67		14:10:15.265
11 -	33.964	49.160	26.978	1:50.102	79.56	1.524	14:12:05.367
12 -	34.715	48.745	26.659	1:50.119	79.54	1.541	14:13:55.486
13 -	36.688	51.471	32.519	2:00.678	72.58	12.100	14:15:56.164
14 -	49.446	1:06.356	35.965	2:31.767	57.71	43.189	14:18:27.931

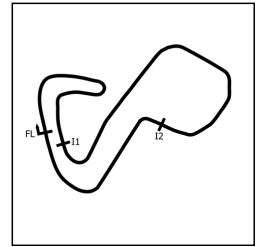
P14 72 10b Tom DE GRES			Brabham BT14 - 1965				
IDEAL LAP TIME : 1:47.769			BEST LAP TIME : 1:47.956		DIFFERENCE : 0.187		
LAP	SECTOR 1	SECTOR 2	SECTOR 3	LAP TIME	MPH	DIFF	TIME OF DAY
1 -		51.170	26.259	2:00.207	72.87	12.251	13:53:31.093
2 -	36.626	51.517	26.567	1:54.710	76.36	6.754	13:55:25.803
3 -	37.771	52.102	31.769	2:01.642	72.01	13.686	13:57:27.445
4 -	39.593	55.110	27.050	2:01.753	71.94	13.797	13:59:29.198
5 -	35.765	49.611	25.322	1:50.698	79.13	2.742	14:01:19.896
6 -	34.498	48.354	25.343	1:48.195 (2)	80.96	0.239	14:03:08.091
7 -	34.093	48.456	25.407	1:47.956 (1)	81.14		14:04:56.047
8 -	34.445	49.068	25.968	1:49.481 (3)	80.01	1.525	14:06:45.528
9 -	35.441	49.751	25.869	1:51.061	78.87	3.105	14:08:36.589
10 -	36.175	49.086	25.675	1:50.936	78.96	2.980	14:10:27.525
11 -	36.576	50.132	26.906	1:53.614	77.10	5.658	14:12:21.139
12 -	35.532	49.718	27.072	1:52.322	77.98	4.366	14:14:13.461
13 -	35.478	50.184	27.000	1:52.662	77.75	4.706	14:16:06.123
14 -	41.185	1:05.936	35.938	2:23.059	61.23	35.103	14:18:29.182

P15 22 6 Elliott HANN			Maserati 250F - 1958				
IDEAL LAP TIME : 1:50.469			BEST LAP TIME : 1:50.876		DIFFERENCE : 0.407		
LAP	SECTOR 1	SECTOR 2	SECTOR 3	LAP TIME	MPH	DIFF	TIME OF DAY
1 -		51.288	26.005	2:00.563	72.65	9.687	13:53:31.449
2 -	36.020	50.736	25.999	1:52.755	77.68	1.879	13:55:24.204
3 -	35.900	49.419	29.617	1:54.936	76.21	4.060	13:57:19.140
4 -	38.310	53.996	26.919	1:59.225	73.47	8.349	13:59:18.365
5 -	36.217	49.063	25.873	1:51.153 (2)	78.80	0.277	14:01:09.518
6 -	36.456	49.082	25.764	1:51.302 (3)	78.70	0.426	14:03:00.820
7 -	36.070	48.883	25.923	1:50.876 (1)	79.00		14:04:51.696
8 -	36.074	50.377	27.012	1:53.463	77.20	2.587	14:06:45.159
9 -	37.706	49.988	26.406	1:54.100	76.77	3.224	14:08:39.259
10 -	36.968	49.424	25.686	1:52.078	78.15	1.202	14:10:31.337
11 -	36.402	49.825	26.463	1:52.690	77.73	1.814	14:12:24.027
12 -	36.511	49.625	27.528	1:53.664	77.06	2.788	14:14:17.691
13 -	36.235	50.831	26.623	1:53.689	77.05	2.813	14:16:11.380
14 -	37.445	1:04.974	37.132	2:19.551	62.77	28.675	14:18:30.931

MSVR Masters Historic Festival - Brands Hatch - 30th/31st May 2026

Historic Grand Prix Cars Association

RACE 1 - SECTOR ANALYSIS



SECTOR 1 = FL to I1, SECTOR 2 = I1 to I2, SECTOR 3 = I2 to FL, DIFF = Difference To Personal Best Lap, P = Crossed Finish Line in Pit Lane, D = Time Disallowed

P16 88 6		Glenn LOXTON		Maserati 250F - 1955			
IDEAL LAP TIME : 1:49.870		BEST LAP TIME : 1:51.188		DIFFERENCE : 1.318			
LAP	SECTOR 1	SECTOR 2	SECTOR 3	LAP TIME	MPH	DIFF	TIME OF DAY
1 -		51.659	25.998	2:01.575	72.05	10.387	13:53:32.461
2 -	35.884	50.326	26.671	1:52.881	77.60	1.693	13:55:25.342
3 -	37.940	51.702	31.996	2:01.638	72.01	10.450	13:57:26.980
4 -	39.430	54.090	28.404	2:01.924	71.84	10.736	13:59:28.904
5 -	36.164	51.024	26.527	1:53.715	77.03	2.527	14:01:22.619
6 -	35.011	49.577	26.600	1:51.188 (1)	78.78		14:03:13.807
7 -	35.724	49.534	26.864	1:52.122 (2)	78.12	0.934	14:05:05.929
8 -	35.907	50.405	26.119	1:52.431 (3)	77.91	1.243	14:06:58.360
9 -	36.316	50.261	26.592	1:53.169	77.40	1.981	14:08:51.529
10 -	36.772	49.698	26.488	1:52.958	77.54	1.770	14:10:44.487
11 -	36.147	48.861	28.819	1:53.827	76.95	2.639	14:12:38.314
12 -	36.207	50.629	30.821	1:57.657	74.45	6.469	14:14:35.971
13 -	39.126	54.422	31.371	2:04.919	70.12	13.731	14:16:40.890
14 -	37.709	56.044	30.262	2:04.015	70.63	12.827	14:18:44.905

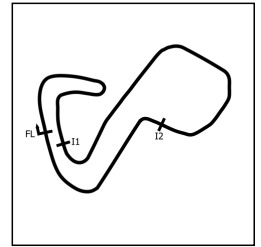
P17 248 6		Klaus LEHR		Maserati 250F - 1957			
IDEAL LAP TIME : 1:50.640		BEST LAP TIME : 1:50.895		DIFFERENCE : 0.255			
LAP	SECTOR 1	SECTOR 2	SECTOR 3	LAP TIME	MPH	DIFF	TIME OF DAY
1 -		51.869	28.560	2:07.573	68.66	16.678	13:53:38.459
2 -	36.592	50.692	26.460	1:53.744	77.01	2.849	13:55:32.203
3 -	36.669	50.712	30.070	1:57.451	74.58	6.556	13:57:29.654
4 -	39.630	55.155	27.033	2:01.818	71.90	10.923	13:59:31.472
5 -	35.894	51.203	26.548	1:53.645	77.08	2.750	14:01:25.117
6 -	35.500	49.077	26.485	1:51.062 (2)	78.87	0.167	14:03:16.179
7 -	35.502	49.250	26.143	1:50.895 (1)	78.99		14:05:07.074
8 -	37.933	49.874	28.269	1:56.076	75.46	5.181	14:07:03.150
9 -	35.774	50.617	26.063	1:52.454 (3)	77.89	1.559	14:08:55.604
10 -	36.888	49.905	26.488	1:53.281	77.32	2.386	14:10:48.885
11 -	35.706	50.885	26.760	1:53.351	77.28	2.456	14:12:42.236
12 -	36.252	52.766	30.811	1:59.829	73.10	8.934	14:14:42.065
13 -	38.388	53.303	30.799	2:02.490	71.51	11.595	14:16:44.555
14 -	39.739	54.448	29.491	2:03.678	70.82	12.783	14:18:48.233

P18 20 10a		Teifion SALSBURY		Lotus 18 - 1960			
IDEAL LAP TIME : 1:51.004		BEST LAP TIME : 1:52.290		DIFFERENCE : 1.286			
LAP	SECTOR 1	SECTOR 2	SECTOR 3	LAP TIME	MPH	DIFF	TIME OF DAY
1 -		52.486	27.402	2:08.276	68.28	15.986	13:53:39.162
2 -	36.722	51.968	26.805	1:55.495	75.84	3.205	13:55:34.657
3 -	36.803	51.669	29.541	1:58.013	74.22	5.723	13:57:32.670
4 -	38.891	54.966	26.621	2:00.478	72.70	8.188	13:59:33.148
5 -	36.644	50.545	26.226	1:53.415	77.23	1.125	14:01:26.563
6 -	36.430	51.051	26.313	1:53.794	76.97	1.504	14:03:20.357
7 -	36.418	51.401	27.173	1:54.992	76.17	2.702	14:05:15.349
8 -	36.219	49.983	26.088	1:52.290 (1)	78.01		14:07:07.639
9 -	36.379	49.709	27.309	1:53.397 (3)	77.24	1.107	14:09:01.036
10 -	35.394	49.522	27.546	1:52.462 (2)	77.89	0.172	14:10:53.498
11 -	36.072	50.303	27.461	1:53.836	76.95	1.546	14:12:47.334
12 -	36.250	51.701	32.365	2:00.316	72.80	8.026	14:14:47.650
13 -	38.231	52.827	29.028	2:00.086	72.94	7.796	14:16:47.736
14 -	38.496	53.604	29.561	2:01.661	72.00	9.371	14:18:49.397

MSVR Masters Historic Festival - Brands Hatch - 30th/31st May 2026

Historic Grand Prix Cars Association

RACE 1 - SECTOR ANALYSIS



SECTOR 1 = FL to I1, SECTOR 2 = I1 to I2, SECTOR 3 = I2 to FL, DIFF = Difference To Personal Best Lap, P = Crossed Finish Line in Pit Lane, D = Time Disallowed

P19 36 5 Erik STAES		Cooper Bristol T23 Mk II - 1953					
IDEAL LAP TIME : 1:52.932		BEST LAP TIME : 1:53.571		DIFFERENCE : 0.639			
LAP	SECTOR 1	SECTOR 2	SECTOR 3	LAP TIME	MPH	DIFF	TIME OF DAY
1 -		51.970	27.361	2:05.454	69.82	11.883	13:53:36.340
2 -	36.115	51.963	27.000	1:55.078	76.12	1.507	13:55:31.418
3 -	36.947	52.121	29.618	1:58.686	73.80	5.115	13:57:30.104
4 -	39.562	55.143	27.517	2:02.222	71.67	8.651	13:59:32.326
5 -	35.894	51.030	26.756	1:53.680 (2)	77.05	0.109	14:01:26.006
6 -	36.229	51.084	26.587	1:53.900 (3)	76.90	0.329	14:03:19.906
7 -	35.563	51.445	26.934	1:53.942	76.87	0.371	14:05:13.848
8 -	35.535	51.370	26.666	1:53.571 (1)	77.13		14:07:07.419
9 -	35.888	52.076	26.803	1:54.767	76.32	1.196	14:09:02.186
10 -	36.011	52.874	26.866	1:55.751	75.67	2.180	14:10:57.937
11 -	36.782	50.810	27.453	1:55.045	76.14	1.474	14:12:52.982
12 -	35.904	51.317	28.812	1:56.033	75.49	2.462	14:14:49.015
13 -	37.506	53.151	28.919	1:59.576	73.25	6.005	14:16:48.591
14 -	38.299	53.656	29.522	2:01.477	72.11	7.906	14:18:50.068

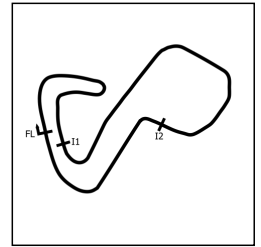
P20 3 10b Barry CANNELL		Lola T60 - 1965					
IDEAL LAP TIME : 1:52.399		BEST LAP TIME : 1:52.814		DIFFERENCE : 0.415			
LAP	SECTOR 1	SECTOR 2	SECTOR 3	LAP TIME	MPH	DIFF	TIME OF DAY
1 -		52.004	27.181	2:06.870	69.04	14.056	13:53:37.756
2 -	36.326	52.276	26.827	1:55.429	75.88	2.615	13:55:33.185
3 -	37.276	52.123	29.401	1:58.800	73.73	5.986	13:57:31.985
4 -	38.738	54.942	27.252	2:00.932	72.43	8.118	13:59:32.917
5 -	37.318	50.873	26.362	1:54.553 (3)	76.46	1.739	14:01:27.470
6 -	36.029	52.120	26.731	1:54.880	76.25	2.066	14:03:22.350
7 -	36.146	51.036	26.629	1:53.811 (2)	76.96	0.997	14:05:16.161
8 -	36.233	51.156	27.656	1:55.045	76.14	2.231	14:07:11.206
9 -	35.739	50.465	26.610	1:52.814 (1)	77.64		14:09:04.020
10 -	36.765	50.847	27.514	1:55.126	76.08	2.312	14:10:59.146
11 -	36.592	50.298	29.941	1:56.831	74.97	4.017	14:12:55.977
12 -	35.789	51.285	28.130	1:55.204	76.03	2.390	14:14:51.181
13 -	36.900	52.360	28.857	1:58.117	74.16	5.303	14:16:49.298
14 -	38.836	53.289	29.694	2:01.819	71.90	9.005	14:18:51.117

P21 66 11 Sid HOOLE		Cooper T66 F1 - 1963					
IDEAL LAP TIME : 1:50.949		BEST LAP TIME : 1:53.253		DIFFERENCE : 2.304			
LAP	SECTOR 1	SECTOR 2	SECTOR 3	LAP TIME	MPH	DIFF	TIME OF DAY
1 -		51.822	25.427	2:01.845	71.89	8.592	13:53:32.731
2 -	35.633	51.305	27.233	1:54.171	76.72	0.918	13:55:26.902
3 -	51.467	55.004	31.268	2:17.739	63.59	24.486	13:57:44.641
4 -	38.781	53.323	27.219	1:59.323	73.41	6.070	13:59:43.964
5 -	35.960	50.987	26.844	1:53.791 (3)	76.98	0.538	14:01:37.755
6 -	36.390	50.923	27.219	1:54.532	76.48	1.279	14:03:32.287
7 -	36.918	49.980	26.355	1:53.253 (1)	77.34		14:05:25.540
8 -	36.573	51.487	26.533	1:54.593	76.44	1.340	14:07:20.133
9 -	35.542	51.717	28.174	1:55.433	75.88	2.180	14:09:15.566
10 -	36.640	50.413	26.702	1:53.755 (2)	77.00	0.502	14:11:09.321
11 -	35.906	51.492	28.674	1:56.072	75.46	2.819	14:13:05.393
12 -	37.056	59.326	29.901	2:06.283	69.36	13.030	14:15:11.676
13 -	38.975	55.591	29.114	2:03.680	70.82	10.427	14:17:15.356
14 -	38.113	54.634	29.832	2:02.579	71.46	9.326	14:19:17.935

MSVR Masters Historic Festival - Brands Hatch - 30th/31st May 2026

Historic Grand Prix Cars Association

RACE 1 - SECTOR ANALYSIS



SECTOR 1 = FL to I1, SECTOR 2 = I1 to I2, SECTOR 3 = I2 to FL, DIFF = Difference To Personal Best Lap, P = Crossed Finish Line in Pit Lane, D = Time Disallowed

P22		8 9		Tony DITHERIDGE		Cooper T45 - 1958	
IDEAL LAP TIME : 1:50.340		BEST LAP TIME : 1:51.819		DIFFERENCE : 1.479			
LAP	SECTOR 1	SECTOR 2	SECTOR 3	LAP TIME	MPH	DIFF	TIME OF DAY
1 -		51.096	26.091	1:59.320	73.41	7.501	13:53:30.206
2 -	36.483	51.170	27.293	1:54.946	76.20	3.127	13:55:25.152
3 -	1:22.036	59.816	29.038	2:50.890	51.26	59.071	13:58:16.042
4 -	39.055	51.358	27.753	1:58.166	74.13	6.347	14:00:14.208
5 -	37.699	50.533	26.666	1:54.898	76.24	3.079	14:02:09.106
6 -	36.998	51.436	27.179	1:55.613	75.76	3.794	14:04:04.719
7 -	36.051	51.100	26.429	1:53.580 (3)	77.12	1.761	14:05:58.299
8 -	36.720	50.118	26.176	1:53.014 (2)	77.51	1.195	14:07:51.313
9 -	34.812	52.086	27.129	1:54.027	76.82	2.208	14:09:45.340
10 -	36.114	49.905	25.800	1:51.819 (1)	78.33		14:11:37.159
11 -	34.635	50.298	29.149	1:54.082	76.78	2.263	14:13:31.241
12 -	38.158	1:02.882	38.814	2:19.854	62.63	28.035	14:15:51.095
13 -	49.069	1:06.653	36.852	2:32.574	57.41	40.755	14:18:23.669

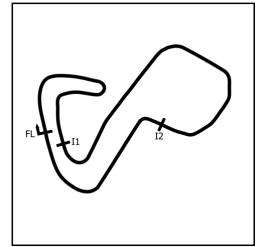
P23		92 7c		Stephen BANHAM		Cooper T45 - 1958	
IDEAL LAP TIME : 1:54.669		BEST LAP TIME : 1:55.715		DIFFERENCE : 1.046			
LAP	SECTOR 1	SECTOR 2	SECTOR 3	LAP TIME	MPH	DIFF	TIME OF DAY
1 -		54.652	27.773	2:11.826	66.44	16.111	13:53:42.712
2 -	37.316	54.364	27.421	1:59.101	73.54	3.386	13:55:41.813
3 -	37.986	57.761	32.800	2:08.547	68.14	12.832	13:57:50.360
4 -	40.846	53.622	27.627	2:02.095	71.74	6.380	13:59:52.455
5 -	36.211	52.782	27.064	1:56.057 (2)	75.47	0.342	14:01:48.512
6 -	37.004	52.861	28.949	1:58.814	73.72	3.099	14:03:47.326
7 -	36.105	53.179	27.945	1:57.229	74.72	1.514	14:05:44.555
8 -	36.327	52.073	27.315	1:55.715 (1)	75.70		14:07:40.270
9 -	36.046	54.954	27.237	1:58.237	74.08	2.522	14:09:38.507
10 -	36.241	53.403	26.827	1:56.471 (3)	75.21	0.756	14:11:34.978
11 -	35.769	53.476	29.990	1:59.235	73.46	3.520	14:13:34.213
12 -	37.785	1:01.751	38.358	2:17.894	63.52	22.179	14:15:52.107
13 -	49.266	1:06.879	36.096	2:32.241	57.53	36.526	14:18:24.348

P24		63 7c		Jean DE MESTRAL		Cooper T51 - 1958	
IDEAL LAP TIME : 1:56.737		BEST LAP TIME : 1:57.326		DIFFERENCE : 0.589			
LAP	SECTOR 1	SECTOR 2	SECTOR 3	LAP TIME	MPH	DIFF	TIME OF DAY
1 -		54.426	27.779	2:11.190	66.77	13.864	13:53:42.076
2 -	37.168	53.835	29.116	2:00.119	72.92	2.793	13:55:42.195
3 -	38.572	58.270	31.873	2:08.715	68.05	11.389	13:57:50.910
4 -	41.311	54.681	28.671	2:04.663	70.26	7.337	13:59:55.573
5 -	36.697	53.308	28.109	1:58.114 (3)	74.16	0.788	14:01:53.687
6 -	36.636	52.660	28.030	1:57.326 (1)	74.66		14:03:51.013
7 -	36.475	55.338	28.978	2:00.791	72.52	3.465	14:05:51.804
8 -	36.493	53.085	28.081	1:57.659 (2)	74.45	0.333	14:07:49.463
9 -	36.722	55.599	28.602	2:00.923	72.44	3.597	14:09:50.386
10 -	36.576	52.918	28.692	1:58.186	74.11	0.860	14:11:48.572
11 -	36.298	52.869	31.083	2:00.250	72.84	2.924	14:13:48.822
12 -	37.309	54.363	32.405	2:04.077	70.60	6.751	14:15:52.899
13 -	49.475	1:07.062	36.466	2:33.003	57.25	35.677	14:18:25.902

MSVR Masters Historic Festival - Brands Hatch - 30th/31st May 2026

Historic Grand Prix Cars Association

RACE 1 - SECTOR ANALYSIS



SECTOR 1 = FL to I1, SECTOR 2 = I1 to I2, SECTOR 3 = I2 to FL, DIFF = Difference To Personal Best Lap, P = Crossed Finish Line in Pit Lane, D = Time Disallowed

P25 45 7c		Hans CIERS		Cooper T45 - 1958			
IDEAL LAP TIME : 2:04.983		BEST LAP TIME : 2:06.279		DIFFERENCE : 1.296			
LAP	SECTOR 1	SECTOR 2	SECTOR 3	LAP TIME	MPH	DIFF	TIME OF DAY
1 -		58.925	30.022	2:21.152	62.05	14.873	13:53:52.038
2 -	39.442	57.943	30.762	2:08.147	68.35	1.868	13:56:00.185
3 -	40.733	1:00.125	31.058	2:11.916	66.40	5.637	13:58:12.101
4 -	40.911	1:00.824	29.917	2:11.652	66.53	5.373	14:00:23.753
5 -	39.929	58.655	29.886	2:08.470	68.18	2.191	14:02:32.223
6 -	39.536	57.546	29.197	2:06.279 (1)	69.36		14:04:38.502
7 -	39.261	58.116	31.050	2:08.427	68.20	2.148	14:06:46.929
8 -	39.632	57.804	30.437	2:07.873	68.50	1.594	14:08:54.802
9 -	40.095	59.240	29.762	2:09.097	67.85	2.818	14:11:03.899
10 -	38.963	57.330	30.966	2:07.259 (2)	68.83	0.980	14:13:11.158
11 -	39.159	1:11.231	31.843	2:22.233	61.58	15.954	14:15:33.391
12 -	39.495	56.823	30.983	2:07.301 (3)	68.81	1.022	14:17:40.692
13 -	39.002	57.211	31.631	2:07.844	68.51	1.565	14:19:48.536

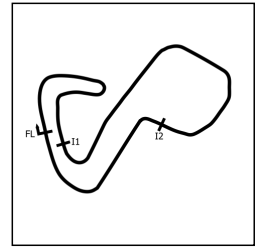
P26 38 7a		Richard WILSON		Ferrari 246 Dino - 1960			
IDEAL LAP TIME : 1:45.342		BEST LAP TIME : 1:45.893		DIFFERENCE : 0.551			
LAP	SECTOR 1	SECTOR 2	SECTOR 3	LAP TIME	MPH	DIFF	TIME OF DAY
1 -		48.092	25.271	1:54.089	76.78	8.196	13:53:24.975
2 -	34.139	47.749	24.979	1:46.867	81.96	0.974	13:55:11.842
3 -	33.613	48.881	31.384	1:53.878	76.92	7.985	13:57:05.720
4 -	37.974	54.782	25.143	1:57.899	74.29	12.006	13:59:03.619
5 -	33.689	47.246	24.983	1:45.918 (2)	82.70	0.025	14:00:49.537
6 -	33.253	47.600	25.300	1:46.153	82.52	0.260	14:02:35.690
7 -	33.547	47.241	25.105	1:45.893 (1)	82.72		14:04:21.583
8 -	33.751	47.923	25.374	1:47.048	81.83	1.155	14:06:08.631
9 -	33.277	47.608	25.210	1:46.095 (3)	82.56	0.202	14:07:54.726
10 -	33.223	48.584	25.102	1:46.909	81.93	1.016	14:09:41.635
11 -	33.437	47.873	24.999	1:46.309	82.39	0.416	14:11:27.944
12 -	34.148	47.140	27.047	1:48.335	80.85	2.442	14:13:16.279
13 -	36.029	1:13.607	35.789	2:25.425	60.23	39.532	14:15:41.704
14 -	44.183	1:07.979	37.328	2:29.490	58.59	43.597	14:18:11.194
15 -	41.132						

P27 59 7b		Geoff UNDERWOOD		Cooper T53 - 1960			
IDEAL LAP TIME : 1:43.141		BEST LAP TIME : 1:43.576		DIFFERENCE : 0.435			
LAP	SECTOR 1	SECTOR 2	SECTOR 3	LAP TIME	MPH	DIFF	TIME OF DAY
1 -		47.416	25.041	1:50.241	79.46	6.665	13:53:21.127
2 -	33.470	46.629	24.606	1:44.705	83.66	1.129	13:55:05.832
3 -	33.386	47.185	25.424	1:45.995	82.64	2.419	13:56:51.827
4 -	37.551	52.160	25.735	1:55.446	75.87	11.870	13:58:47.273
5 -	33.772	46.714	24.479	1:44.965	83.45	1.389	14:00:32.238
6 -	33.092	46.372	24.381	1:43.845 (3)	84.35	0.269	14:02:16.083
7 -	33.171	46.732	24.460	1:44.363	83.93	0.787	14:04:00.446
8 -	33.792	47.079	24.435	1:45.306	83.18	1.730	14:05:45.752
9 -	33.296	46.190	24.090	1:43.576 (1)	84.57		14:07:29.328
10 -	32.983	46.555	24.248	1:43.786 (2)	84.40	0.210	14:09:13.114
11 -	33.295	46.995	24.665	1:44.955	83.46	1.379	14:10:58.069
12 -	33.078	46.550	25.434	1:45.062	83.37	1.486	14:12:43.131
13 -	32.861	51.386					

MSVR Masters Historic Festival - Brands Hatch - 30th/31st May 2026

Historic Grand Prix Cars Association

RACE 1 - SECTOR ANALYSIS



SECTOR 1 = FL to I1, SECTOR 2 = I1 to I2, SECTOR 3 = I2 to FL, DIFF = Difference To Personal Best Lap, P = Crossed Finish Line in Pit Lane, D = Time Disallowed

P28 122 12		Peter HORSMAN		Lotus 18/21 - 1961			
IDEAL LAP TIME : 1:39.753		BEST LAP TIME : 1:40.201		DIFFERENCE : 0.448			
LAP	SECTOR 1	SECTOR 2	SECTOR 3	LAP TIME	MPH	DIFF	TIME OF DAY
1 -		46.249	23.966	1:46.623	82.15	6.422	13:53:17.509
2 -	32.433	45.217	23.783	1:41.433	86.36	1.232	13:54:58.942
3 -	32.038	45.159	23.960	1:41.157	86.59	0.956	13:56:40.099
4 -	35.492	51.581	25.742	1:52.815	77.64	12.614	13:58:32.914
5 -	32.438	45.392	23.625	1:41.455	86.34	1.254	14:00:14.369
6 -	31.925	45.525	24.021	1:41.471	86.32	1.270	14:01:55.840
7 -	31.495	45.183	23.523	1:40.201 (1)	87.42		14:03:36.041
8 -	32.275	44.754	23.504	1:40.533 (2)	87.13	0.332	14:05:16.574
9 -	33.028	45.144	24.064	1:42.236	85.68	2.035	14:06:58.810
10 -	32.208	45.084	23.713	1:41.005 (3)	86.72	0.804	14:08:39.815
11 -	32.708	45.357	23.770	1:41.835	86.01	1.634	14:10:21.650
12 -	32.759	45.050					

P29 19 5		Paul GRANT		Cooper Bristol Mk 2 - 1953			
IDEAL LAP TIME : 1:53.599		BEST LAP TIME : 1:54.009		DIFFERENCE : 0.410			
LAP	SECTOR 1	SECTOR 2	SECTOR 3	LAP TIME	MPH	DIFF	TIME OF DAY
1 -		51.877	27.535	2:04.896	70.13	10.887	13:53:35.782
2 -	35.976	51.357	27.150	1:54.483 (2)	76.51	0.474	13:55:30.265
3 -	36.662	51.318	30.124	1:58.104	74.17	4.095	13:57:28.369
4 -	40.076	54.058	27.505	2:01.639	72.01	7.630	13:59:30.008
5 -	35.722	52.400	27.176	1:55.298	75.97	1.289	14:01:25.306
6 -	37.005	52.214	27.310	1:56.529	75.17	2.520	14:03:21.835
7 -	35.765	51.289	26.955	1:54.009 (1)	76.83		14:05:15.844
8 -	36.228	50.995	27.388	1:54.611 (3)	76.43	0.602	14:07:10.455
9 -	35.649						

P30 99 8		Mark SHAW		Scarab Offenhauser - 1960			
IDEAL LAP TIME : 1:41.463		BEST LAP TIME : 1:41.987		DIFFERENCE : 0.524			
LAP	SECTOR 1	SECTOR 2	SECTOR 3	LAP TIME	MPH	DIFF	TIME OF DAY
1 -		45.414	23.815	1:44.916	83.49	2.929	13:53:15.802
2 -	32.682	45.628	23.834	1:42.144 (3)	85.75	0.157	13:54:57.946
3 -	32.432	45.366	24.189	1:41.987 (1)	85.89		13:56:39.933
4 -	36.214	52.409	25.961	1:54.584	76.44	12.597	13:58:34.517
5 -	32.539	45.585	23.988	1:42.112 (2)	85.78	0.125	14:00:16.629
6 -	33.450	45.216	24.232	1:42.898	85.13	0.911	14:01:59.527
7 -	33.174	45.774	24.585	1:43.533	84.60	1.546	14:03:43.060
8 -	32.750	58.898					

P31 40 12		Tom WATERFIELD		Cooper T53 - 1961			
IDEAL LAP TIME : 1:39.953		BEST LAP TIME : 1:40.192		DIFFERENCE : 0.239			
LAP	SECTOR 1	SECTOR 2	SECTOR 3	LAP TIME	MPH	DIFF	TIME OF DAY
1 -		45.133	23.604	1:43.095	84.96	2.903	13:53:13.981
2 -	32.196	44.404	23.592	1:40.192 (1)	87.43		13:54:54.173
3 -	31.957	44.757	23.747	1:40.461 (2)	87.19	0.269	13:56:34.634
4 -	33.804	56.762	26.451	1:57.017	74.85	16.825	13:58:31.651
5 -	32.293	44.806	24.059	1:41.158 (3)	86.59	0.966	14:00:12.809
6 -	32.615	47.366	24.006	1:43.987	84.23	3.795	14:01:56.796
7 -	38.709	58.075					

MSVR Masters Historic Festival - Brands Hatch - 30th/31st May 2026

Historic Grand Prix Cars Association

RACE 1 - BEST SECTORS

POS	SECTOR 1		SECTOR 2		SECTOR 3		IDEAL / BEST COMPARISON						
	NO	TIME	NO	TIME	NO	TIME	POS	NO	NAME	IDEAL	BEST	DIFF	
										PERFECT LAP	1:38.018		
1	76	30.997	12	44.036	76	22.985	1	76	CHILD	1:38.202	1:38.748	0.546	
2	12	31.382	76	44.220	12	23.175	2	12	FRIEDRICHS	1:38.593	1:38.753	0.160	
3	122	31.495	40	44.404	53	23.359	3	122	HORSMAN	1:39.753	1:40.201	0.448	
4	53	31.851	53	44.547	17	23.497	4	53	MAEERS	1:39.757	1:40.139	0.382	
5	40	31.957	122	44.754	122	23.504	5	40	WATERFIELD	1:39.953	1:40.192	0.239	
6	17	32.356	17	45.142	40	23.592	6	17	GANS	1:40.995	1:41.022	0.027	
7	99	32.432	99	45.216	99	23.815	7	99	SHAW	1:41.463	1:41.987	0.524	
8	87	32.441	2	45.968	18	24.025	8	2	JOLLEY	1:42.707	1:43.747	1.040	
9	2	32.457	87	46.069	59	24.090	9	18	McCARTHY	1:42.715	1:43.423	0.708	
10	21	32.519	18	46.092	87	24.221	10	87	LEES	1:42.731	1:43.463	0.732	
11	18	32.598	21	46.128	2	24.282	11	21	DENTY	1:43.050	1:43.467	0.417	
12	59	32.861	59	46.190	21	24.403	12	59	UNDERWOOD	1:43.141	1:43.576	0.435	
13	75	32.995	34	46.950	75	24.523	13	75	MORTON	1:44.790	1:45.465	0.675	
14	38	33.223	55	47.132	34	24.798	14	38	WILSON	1:45.342	1:45.893	0.551	
15	55	33.530	38	47.140	7	24.923	15	34	SPIERS	1:45.508	1:45.797	0.289	
16	34	33.760	75	47.272	38	24.979	16	55	TAYLOR	1:45.708	1:46.073	0.365	
17	13	33.964	13	48.080	55	25.046	17	13	HENSELER	1:47.578	1:48.578	1.000	
18	7	33.993	72	48.354	72	25.322	18	72	DE GRES	1:47.769	1:47.956	0.187	
19	72	34.093	88	48.861	66	25.427	19	7	TOPLISS	1:47.841	1:48.384	0.543	
20	8	34.635	22	48.883	13	25.534	20	88	LOXTON	1:49.870	1:51.188	1.318	
21	88	35.011	7	48.925	22	25.686	21	8	DITHERIDGE	1:50.340	1:51.819	1.479	
22	20	35.394	248	49.077	8	25.800	22	22	HANN	1:50.469	1:50.876	0.407	
23	248	35.500	20	49.522	88	25.998	23	248	LEHR	1:50.640	1:50.895	0.255	
24	36	35.535	8	49.905	248	26.063	24	66	HOOLE	1:50.949	1:53.253	2.304	
25	66	35.542	66	49.980	20	26.088	25	20	SALISBURY	1:51.004	1:52.290	1.286	
26	19	35.649	3	50.298	3	26.362	26	3	CANNELL	1:52.399	1:52.814	0.415	
27	3	35.739	36	50.810	36	26.587	27	36	STAES	1:52.932	1:53.571	0.639	
28	92	35.769	19	50.995	92	26.827	28	19	GRANT	1:53.599	1:54.009	0.410	
29	22	35.900	92	52.073	19	26.955	29	92	BANHAM	1:54.669	1:55.715	1.046	
30	63	36.298	63	52.660	63	27.779	30	63	DE MESTRAL	1:56.737	1:57.326	0.589	
31	45	38.963	45	56.823	45	29.197	31	45	CIERS	2:04.983	2:06.279	1.296	

MSVR Masters Historic Festival - Brands Hatch - 30th/31st May 2026

Historic Grand Prix Cars Association

RACE 1 - STATISTICS

Competitors Started 31
Planned Start 2026-05-30 @ 13:50:00.000
Actual Start 2026-05-30 @ 13:51:30.885
Finish Time 2026-05-30 @ 14:18:14.307
Track Length 2.4332mi.
Total Laps 415
Total Distance Covered 1009.8151mi.

Session Fastest Lap History

NO	CL	NAME	LAP TIME	TIME OF DAY	LAP	VEHICLE
12	7b	Rudi FRIEDRICHS	1:40.963	13:53:11.868	1	Cooper T53 - 1960
12	7b	Rudi FRIEDRICHS	1:39.867	13:54:51.736	2	Cooper T53 - 1960
12	7b	Rudi FRIEDRICHS	1:39.539	13:56:31.275	3	Cooper T53 - 1960
76	12	Tim CHILD	1:39.214	13:56:32.597	3	Brabham BT3/4 - 1962
12	7b	Rudi FRIEDRICHS	1:38.949	14:01:49.908	6	Cooper T53 - 1960
76	12	Tim CHILD	1:38.825	14:01:50.006	6	Brabham BT3/4 - 1962
76	12	Tim CHILD	1:38.748	14:11:46.686	12	Brabham BT3/4 - 1962

Session Leader History

NO	CL	NAME	FROM LAP	LAPS LED	DISTANCE	VEHICLE
12	7b	Rudi FRIEDRICHS	1	8	19.46 miles	Cooper T53 - 1960
76	12	Tim CHILD	9	7	17.03 miles	Brabham BT3/4 - 1962

Flag History

TYPE	TIME OF DAY
GREEN	13:51:30.885
SAFETY	13:56:38.263
GREEN	13:58:27.974
SAFETY	14:13:41.290
FINISH	14:18:14.307

Flag Statistics

TYPE	COUNT	TOTAL LAPS	TOTAL TIME
Green	2	13	20:20.694
Red	0	0	0.000
Safety Car	2	1	6:22.727
FCY	0	0	0.000

MSVR Masters Historic Festival - Brands Hatch - 30th/31st May 2026

Historic Grand Prix Cars Association

RACE 1 - STATISTICS

CLASS : 10a

5 Starters

Fastest Lap History

NO	NAME	LAP TIME	TIME OF DAY	LAP	VEHICLE
21	James DENTY	1:49.647	13:53:20.549	1	Lotus 21 - 1961
21	James DENTY	1:44.897	13:55:05.446	2	Lotus 21 - 1961
21	James DENTY	1:43.794	13:56:49.241	3	Lotus 21 - 1961
21	James DENTY	1:43.467	14:02:11.049	6	Lotus 21 - 1961

Leader History

NO	NAME	FROM LAP	LAPS LED	DISTANCE	VEHICLE
21	James DENTY	1	15	36.49 miles	Lotus 21 - 1961

MSVR Masters Historic Festival - Brands Hatch - 30th/31st May 2026

Historic Grand Prix Cars Association

RACE 1 - STATISTICS

CLASS : 10b

2 Starters

Fastest Lap History

NO	NAME	LAP TIME	TIME OF DAY	LAP	VEHICLE
72	Tom DE GRES	2:00.207	13:53:31.117	1	Brabham BT14 - 1965
72	Tom DE GRES	1:54.710	13:55:25.828	2	Brabham BT14 - 1965
72	Tom DE GRES	1:50.698	14:01:19.921	5	Brabham BT14 - 1965
72	Tom DE GRES	1:48.195	14:03:08.115	6	Brabham BT14 - 1965
72	Tom DE GRES	1:47.956	14:04:56.070	7	Brabham BT14 - 1965

Leader History

NO	NAME	FROM LAP	LAPS LED	DISTANCE	VEHICLE
72	Tom DE GRES	1	14	34.06 miles	Brabham BT14 - 1965

MSVR Masters Historic Festival - Brands Hatch - 30th/31st May 2026

Historic Grand Prix Cars Association

RACE 1 - STATISTICS

CLASS : 11

1 Starters

Fastest Lap History

NO	NAME	LAP TIME	TIME OF DAY	LAP	VEHICLE
66	Sid HOOLE	2:01.845	13:53:32.753	1	Cooper T66 F1 - 1963
66	Sid HOOLE	1:54.171	13:55:26.925	2	Cooper T66 F1 - 1963
66	Sid HOOLE	1:53.791	14:01:37.777	5	Cooper T66 F1 - 1963
66	Sid HOOLE	1:53.253	14:05:25.562	7	Cooper T66 F1 - 1963

Leader History

NO	NAME	FROM LAP	LAPS LED	DISTANCE	VEHICLE
66	Sid HOOLE	1	14	34.06 miles	Cooper T66 F1 - 1963

MSVR Masters Historic Festival - Brands Hatch - 30th/31st May 2026

Historic Grand Prix Cars Association

RACE 1 - STATISTICS

CLASS : 12

7 Starters

Fastest Lap History

NO	NAME	LAP TIME	TIME OF DAY	LAP	VEHICLE
76	Tim CHILD	1:42.303	13:53:13.203	1	Brabham BT3/4 - 1962
76	Tim CHILD	1:40.181	13:54:53.384	2	Brabham BT3/4 - 1962
76	Tim CHILD	1:39.214	13:56:32.597	3	Brabham BT3/4 - 1962
76	Tim CHILD	1:38.825	14:01:50.006	6	Brabham BT3/4 - 1962
76	Tim CHILD	1:38.748	14:11:46.686	12	Brabham BT3/4 - 1962

Leader History

NO	NAME	FROM LAP	LAPS LED	DISTANCE	VEHICLE
76	Tim CHILD	1	15	36.49 miles	Brabham BT3/4 - 1962

MSVR Masters Historic Festival - Brands Hatch - 30th/31st May 2026

Historic Grand Prix Cars Association

RACE 1 - STATISTICS

CLASS : 5

2 Starters

Fastest Lap History

NO	NAME	LAP TIME	TIME OF DAY	LAP	VEHICLE
19	Paul GRANT	2:04.896	13:53:35.796	1	Cooper Bristol Mk 2 - 1953
19	Paul GRANT	1:54.483	13:55:30.280	2	Cooper Bristol Mk 2 - 1953
36	Erik STAES	1:53.680	14:01:26.018	5	Cooper Bristol T23 Mk II - 1953
36	Erik STAES	1:53.571	14:07:07.432	8	Cooper Bristol T23 Mk II - 1953

Leader History

NO	NAME	FROM LAP	LAPS LED	DISTANCE	VEHICLE
19	Paul GRANT	1	5	12.16 miles	Cooper Bristol Mk 2 - 1953
36	Erik STAES	6	9	21.89 miles	Cooper Bristol T23 Mk II - 1953

MSVR Masters Historic Festival - Brands Hatch - 30th/31st May 2026

Historic Grand Prix Cars Association

RACE 1 - STATISTICS

CLASS : 6

4 Starters

Fastest Lap History

NO	NAME	LAP TIME	TIME OF DAY	LAP	VEHICLE
34	John SPIERS	1:53.596	13:53:24.547	1	Maserati 250F - 1955
34	John SPIERS	1:47.734	13:55:12.283	2	Maserati 250F - 1955
34	John SPIERS	1:47.232	14:00:51.783	5	Maserati 250F - 1955
34	John SPIERS	1:45.797	14:02:37.580	6	Maserati 250F - 1955

Leader History

NO	NAME	FROM LAP	LAPS LED	DISTANCE	VEHICLE
34	John SPIERS	1	15	36.49 miles	Maserati 250F - 1955

MSVR Masters Historic Festival - Brands Hatch - 30th/31st May 2026

Historic Grand Prix Cars Association

RACE 1 - STATISTICS

CLASS : 7a

1 Starters

Fastest Lap History

NO	NAME	LAP TIME	TIME OF DAY	LAP	VEHICLE
38	Richard WILSON	1:54.089	13:53:24.994	1	Ferrari 246 Dino - 1960
38	Richard WILSON	1:46.867	13:55:11.861	2	Ferrari 246 Dino - 1960
38	Richard WILSON	1:45.918	14:00:49.557	5	Ferrari 246 Dino - 1960
38	Richard WILSON	1:45.893	14:04:21.602	7	Ferrari 246 Dino - 1960

Leader History

NO	NAME	FROM LAP	LAPS LED	DISTANCE	VEHICLE
38	Richard WILSON	1	14	34.06 miles	Ferrari 246 Dino - 1960

MSVR Masters Historic Festival - Brands Hatch - 30th/31st May 2026

Historic Grand Prix Cars Association

RACE 1 - STATISTICS

CLASS : 7b

4 Starters

Fastest Lap History

NO	NAME	LAP TIME	TIME OF DAY	LAP	VEHICLE
12	Rudi FRIEDRICHS	1:40.963	13:53:11.868	1	Cooper T53 - 1960
12	Rudi FRIEDRICHS	1:39.867	13:54:51.736	2	Cooper T53 - 1960
12	Rudi FRIEDRICHS	1:39.539	13:56:31.275	3	Cooper T53 - 1960
12	Rudi FRIEDRICHS	1:38.949	14:01:49.908	6	Cooper T53 - 1960
12	Rudi FRIEDRICHS	1:38.753	14:11:48.159	12	Cooper T53 - 1960

Leader History

NO	NAME	FROM LAP	LAPS LED	DISTANCE	VEHICLE
12	Rudi FRIEDRICHS	1	15	36.49 miles	Cooper T53 - 1960

MSVR Masters Historic Festival - Brands Hatch - 30th/31st May 2026

Historic Grand Prix Cars Association

RACE 1 - STATISTICS

CLASS : 7c

3 Starters

Fastest Lap History

NO	NAME	LAP TIME	TIME OF DAY	LAP	VEHICLE
63	Jean DE MESTRAL	2:11.190	13:53:42.091	1	Cooper T51 - 1958
92	Stephen BANHAM	1:59.101	13:55:41.829	2	Cooper T45 - 1958
92	Stephen BANHAM	1:56.057	14:01:48.529	5	Cooper T45 - 1958
92	Stephen BANHAM	1:55.715	14:07:40.287	8	Cooper T45 - 1958

Leader History

NO	NAME	FROM LAP	LAPS LED	DISTANCE	VEHICLE
63	Jean DE MESTRAL	1	1	2.43 miles	Cooper T51 - 1958
92	Stephen BANHAM	2	12	29.19 miles	Cooper T45 - 1958

MSVR Masters Historic Festival - Brands Hatch - 30th/31st May 2026

Historic Grand Prix Cars Association

RACE 1 - STATISTICS

CLASS : 8

1 Starters

Fastest Lap History

NO	NAME	LAP TIME	TIME OF DAY	LAP	VEHICLE
99	Mark SHAW	1:44.916	13:53:15.820	1	Scarab Offenhauser - 1960
99	Mark SHAW	1:42.144	13:54:57.963	2	Scarab Offenhauser - 1960
99	Mark SHAW	1:41.987	13:56:39.948	3	Scarab Offenhauser - 1960

Leader History

NO	NAME	FROM LAP	LAPS LED	DISTANCE	VEHICLE
99	Mark SHAW	1	7	17.03 miles	Scarab Offenhauser - 1960

MSVR Masters Historic Festival - Brands Hatch - 30th/31st May 2026

Historic Grand Prix Cars Association

RACE 1 - STATISTICS

CLASS : 9

1 Starters

Fastest Lap History

NO	NAME	LAP TIME	TIME OF DAY	LAP	VEHICLE
8	Tony DITHERIDGE	1:59.320	13:53:30.224	1	Cooper T45 - 1958
8	Tony DITHERIDGE	1:54.946	13:55:25.172	2	Cooper T45 - 1958
8	Tony DITHERIDGE	1:54.898	14:02:09.126	5	Cooper T45 - 1958
8	Tony DITHERIDGE	1:53.580	14:05:58.299	7	Cooper T45 - 1958
8	Tony DITHERIDGE	1:53.014	14:07:51.331	8	Cooper T45 - 1958
8	Tony DITHERIDGE	1:51.819	14:11:37.179	10	Cooper T45 - 1958


Leader History

NO	NAME	FROM LAP	LAPS LED	DISTANCE	VEHICLE
8	Tony DITHERIDGE	1	13	31.63 miles	Cooper T45 - 1958

MSVR Masters Historic Festival - Brands Hatch - 30th/31st May 2026

Historic Grand Prix Cars Association

RACE 7 - GRID (25 minutes)

ROW 16	31	40 Tom WATERFIELD	
ROW 15	29	19 Paul GRANT	30 99 Mark SHAW
ROW 14	27	59 Geoff UNDERWOOD	28 122 Peter HORSMAN
ROW 13	25	45 Hans CIERS	26 38 Richard WILSON
ROW 12	23	92 Stephen BANHAM	24 63 Jean DE MESTRAL
ROW 11	21	66 Sid HOOLE	22 8 Tony DITHERIDGE
ROW 10	19	36 Erik STAES	20 3 Barry CANNELL
ROW 9	17	248 Klaus LEHR	18 20 Teifon SALISBURY
ROW 8	15	22 Elliott HANN	16 88 Glenn LOXTON
ROW 7	13	13 Wolfgang HENSELER	14 72 Tom DE GRES
ROW 6	11	7 Nick TOPLISS	12 55 Nick TAYLOR
ROW 5	9	75 Alex MORTON	10 34 John SPIERS
ROW 4	7	87 Tony LEES	8 2 Rod JOLLEY
ROW 3	5	18 Clinton McCARTHY	6 21 James DENTY
ROW 2	3	53 Justin MAEERS	4 17 Michael GANS
ROW 1	1	76 Tim CHILD	2 12 Rudi FRIEDRICHS
Pole			
			

These results are provisional until the conclusion of any judicial and technical matters.

Brands Hatch GP: 2.4332 miles

Clerk Of Course: Gary Tanner

Timekeeper: Stewart Burr



MSVR Masters Historic Festival - Brands Hatch - 30th/31st May 2026

Historic Grand Prix Cars Association

RACE 7 - CLASSIFICATION

Race Distance: 16 Laps / 38.93 miles

POS	NO	CL	PIC	NAME	NAT	ENTRY	LAPS	TIME	GAP	DIFF	MPH	BEST	ON	GRD	↑↓
1	76	12	1	Tim CHILD	GBR	Brabham BT3/4 - 1962	16	26:29.155			88.19	1:37.728	5	1	0
2	12	7b	1	Rudi FRIEDRICH	DEU	Cooper T53 - 1960	16	26:47.799	18.644	18.644	87.17	1:38.894	7	2	0
3	17	12	2	Michael GANS	LUX	Cooper T79 - 1964	16	27:01.784	32.629	13.985	86.42	1:40.192	9	4	1
4	53	12	3	Justin MAEERS	GBR	Cooper T53 - 1960	16	27:02.304	33.149	0.520	86.39	1:39.765	16	3	-1
5	2	12	4	Rod JOLLEY	GBR	Cooper T53 - 1961	16	27:30.232	1:01.077	27.928	84.93	1:42.112	15	8	3
6	18	7b	2	Clinton McCARTHY	GBR	Lotus 18 - 1960	16	27:30.943	1:01.788	0.711	84.89	1:41.909	15	5	-1
7	21	10a	1	James DENTY	GBR	Lotus 21 - 1961	16	27:36.086	1:06.931	5.143	84.63	1:42.398	7	6	-1
8	87	7b	3	Tony LEES	GBR	Cooper T53 - 1960	16	27:51.682	1:22.527	15.596	83.84	1:42.378	6	7	-1
9	99	8	1	Mark SHAW	GBR	Scarab Offenhauser - 1960	16	28:02.932	1:33.777	11.250	83.28	1:41.557	3	30	21
10	75	10a	2	Alex MORTON	GBR	Lotus 21 - 1961	16	28:06.812	1:37.657	3.880	83.09	1:43.427	13	9	-1
11	51	9	1	Tom WATERFIELD	GBR	Cooper T43	15	26:34.695	1 Lap	1 Lap	82.39	1:43.310	12		
12	34	6	1	John SPIERS	GBR	Maserati 250F - 1955	15	26:38.840	1 Lap	4.145	82.18	1:45.218	3	10	-2
13	55	10a	3	Nick TAYLOR	GBR	Lotus 18 - 1961	15	26:42.624	1 Lap	3.784	81.98	1:45.223	3	12	-1
14	7	12	5	Nick TOPLISS	GBR	Cooper T53 Low Line - 1961	15	27:12.542	1 Lap	29.918	80.48	1:47.091	15	11	-3
15	72	10b	1	Tom DE GRES	BEL	Brabham BT14 - 1965	15	27:13.022	1 Lap	0.480	80.46	1:46.710	15	14	-1
16	13	10a	4	Wolfgang HENSELER	DEU	Lotus 18 - 1960	15	27:14.973	1 Lap	1.951	80.36	1:47.284	15	13	-3
17	38	7a	1	Richard WILSON	GBR	Ferrari 246 Dino - 1960	15	27:20.583	1 Lap	5.610	80.09	1:45.216	12	26	9
18	22	6	2	Elliott HANN	GBR	Maserati 250F - 1958	15	27:51.490	1 Lap	30.907	78.61	1:49.764	12	15	-3
19	66	11	1	Sid HOOLE	GBR	Cooper T66 F1 - 1963	15	27:57.471	1 Lap	5.981	78.33	1:49.239	4	21	2
20	3	10b	2	Barry CANNELL	GBR	Lola T60 - 1965	15	28:05.167	1 Lap	7.696	77.97	1:49.172	12	20	0
21	20	10a	5	Teifion SALISBURY	GBR	Lotus 18 - 1960	15	28:11.747	1 Lap	6.580	77.66	1:50.027	8	18	-3
22	8	9	2	Tony DITHERIDGE	GBR	Cooper T45 - 1958	15	28:13.160	1 Lap	1.413	77.60	1:48.840	15	22	0
23	248*	6	3	Klaus LEHR	DEU	Maserati 250F - 1957	15	28:14.608	1 Lap	1.448	77.53	1:50.727	10	17	-6
24	36	5	1	Erik STAES	BEL	Cooper Bristol T23 Mk II - 1953	15	28:18.086	1 Lap	3.478	77.37	1:50.704	8	19	-5
25	88	6	4	Glenn LOXTON	ZAF	Maserati 250F - 1955	15	28:28.222	1 Lap	10.136	76.92	1:50.186	9	16	-9
26	63	7c	1	Jean DE MESTRAL	CHE	Cooper T51 - 1958	14	27:11.348	2 Laps	1 Lap	75.17	1:53.350	11	24	-2
27	92	7c	2	Stephen BANHAM	GBR	Cooper T45 - 1958	14	27:24.870	2 Laps	13.522	74.55	1:54.959	10	23	-4
28	45	7c	3	Hans CIERS	BEL	Cooper T45 - 1958	13	26:34.291	3 Laps	1 Lap	71.42	1:59.282	3	25	-3

NOT CLASSIFIED

DNF	59	7b		Geoff UNDERWOOD	GBR	Cooper T53 - 1960	0								27
-----	----	----	--	-----------------	-----	-------------------	---	--	--	--	--	--	--	--	----

NOT STARTED

NS	122	12		Peter HORSMAN	GBR	Lotus 18/21 - 1961									28
NS	19	5		Paul GRANT	GBR	Cooper Bristol Mk 2 - 1953									29

FASTEST LAP

76	12			Tim CHILD	GBR	Brabham BT3/4 - 1962	5	1:37.728			89.63 mph	144.25 kph
12	7b			Rudi FRIEDRICH	DEU	Cooper T53 - 1960	7	1:38.894			88.57 mph	142.55 kph
99	8			Mark SHAW	GBR	Scarab Offenhauser - 1960	3	1:41.557			86.25 mph	138.81 kph
21	10a			James DENTY	GBR	Lotus 21 - 1961	7	1:42.398			85.54 mph	137.67 kph
51	9			Tom WATERFIELD	GBR	Cooper T43	12	1:43.310			84.79 mph	136.45 kph
38	7a			Richard WILSON	GBR	Ferrari 246 Dino - 1960	12	1:45.216			83.25 mph	133.98 kph
34	6			John SPIERS	GBR	Maserati 250F - 1955	3	1:45.218			83.25 mph	133.98 kph
72	10b			Tom DE GRES	BEL	Brabham BT14 - 1965	15	1:46.710			82.09 mph	132.11 kph
66	11			Sid HOOLE	GBR	Cooper T66 F1 - 1963	4	1:49.239			80.18 mph	129.05 kph
36	5			Erik STAES	BEL	Cooper Bristol T23 Mk II - 1953	8	1:50.704			79.12 mph	127.34 kph
63	7c			Jean DE MESTRAL	CHE	Cooper T51 - 1958	11	1:53.350			77.28 mph	124.37 kph

No. 248 - 5 second time penalty applied for exceeding track limits

Weather / Track : Bright / Dry

These results are provisional until the conclusion of any judicial and technical matters.

Date: 31/05/2026 Start: 12:57 Finish: 13:23

Brands Hatch GP: 2.4332 miles

Clerk Of Course: Gary Tanner

Timekeeper: Stewart Burr



MSVR Masters Historic Festival - Brands Hatch - 30th/31st May 2026

Historic Grand Prix Cars Association

RACE 7 - LAP CHART

LAP 1 @ 12:59:06.209			LAP 2 @ 13:00:44.512			LAP 3 @ 13:02:23.145			LAP 4 @ 13:04:01.727			LAP 5 @ 13:05:39.455		
NO	BEHIND	LAP TIME	NO	BEHIND	LAP TIME	NO	BEHIND	LAP TIME	NO	BEHIND	LAP TIME	NO	BEHIND	LAP TIME
76		1:40.365	76		1:38.303	76		1:38.633	76		1:38.582	76		1:37.728
12	0.761	1:41.126	12	1.394	1:38.936	12	2.289	1:39.528	12	2.846	1:39.139	12	4.471	1:39.353
53	2.984	1:43.349	53	5.930	1:41.249	53	9.080	1:41.783	53	11.258	1:40.760	53	14.559	1:41.029
17	3.138	1:43.503	17	6.151	1:41.316	17	9.520	1:42.002	17	12.286	1:41.348	17	15.340	1:40.782
2	6.720	1:47.085	2	12.169	1:43.752	2	16.654	1:43.118	2	20.428	1:42.356	2	24.946	1:42.246
21	7.136	1:47.501	21	14.844	1:46.011	21	19.100	1:42.889	21	23.195	1:42.677	21	28.109	1:42.642
87	7.279	1:47.644	18	15.493	1:46.039	18	19.989	1:43.129	18	24.235	1:42.828	18	29.401	1:42.894
18	7.757	1:48.122	87	15.742	1:46.766	87	21.504	1:44.395	87	25.994	1:43.072	87	30.986	1:42.720
34	9.501	1:49.866	34	16.742	1:45.544	34	23.327	1:45.218	34	30.366	1:45.621	75	36.966	1:44.195
75	9.801	1:50.166	75	17.411	1:45.913	75	24.240	1:45.462	75	30.499	1:44.841	34	39.060	1:46.422
55	11.123	1:51.488	55	19.078	1:46.258	55	25.668	1:45.223	55	33.298	1:46.212	99	39.927	1:44.188
7	12.531	1:52.896	7	21.609	1:47.381	99	27.028	1:41.557	99	33.467	1:45.021	55	42.434	1:46.864
13	14.018	1:54.383	99	24.104	1:43.573	7	32.453	1:49.477	7	41.542	1:47.671	7	52.795	1:48.981
72	14.492	1:54.857	13	24.372	1:48.657	13	34.008	1:48.269	13	43.408	1:47.982	13	53.590	1:47.910
22	15.473	1:55.838	72	24.796	1:48.607	72	34.279	1:48.116	72	43.581	1:47.884	72	53.773	1:47.920
88	17.413	1:57.778	22	28.252	1:51.082	22	40.414	1:50.795	51	49.467	1:45.228	51	56.432	1:44.693
99	18.834	1:59.199	88	31.175	1:52.065	51	42.821	1:47.027	22	53.848	1:52.016	22	1:06.325	1:50.205
248	19.093	1:59.458	248	32.554	1:51.764	88	44.953	1:52.411	88	57.662	1:51.291	38	1:09.843	1:48.856
20	20.756	2:01.121	51	34.427	1:49.551	248	45.605	1:51.684	248	58.488	1:51.465	248	1:14.144	1:53.384
3	21.486	2:01.851	8	36.070	1:52.013	8	49.061	1:51.624	38	58.715	1:47.814	66	1:15.552	1:51.253
36	21.965	2:02.330	3	37.490	1:54.307	38	49.483	1:50.329	8	1:01.523	1:51.044	88	1:16.156	1:56.222
8	22.360	2:02.725	38	37.787	1:52.641	66	51.370	1:51.391	66	1:02.027	1:49.239	8	1:16.404	1:52.609
66	22.760	2:03.125	36	38.538	1:54.876	3	52.970	1:54.113	3	1:06.648	1:52.260	3	1:20.166	1:51.246
51	23.179	2:03.544	66	38.612	1:54.155	36	53.526	1:53.621	36	1:07.779	1:52.835	36	1:22.086	1:52.035
38	23.449	2:03.814	20	39.333	1:56.880	20	54.503	1:53.803	20	1:08.211	1:52.290	20	1:23.081	1:52.598
63	28.959	2:09.324	63	47.901	1:57.245	63	1:04.738	1:55.470	63	1:23.084	1:56.928			
92	29.423	2:09.788	92	49.886	1:58.766	92	1:08.331	1:57.078	92	1:25.925	1:56.176			
45	32.638	2:13.003	45	55.820	2:01.485	45	1:16.469	1:59.282	45	1:37.570	1:59.683			

MSVR Masters Historic Festival - Brands Hatch - 30th/31st May 2026

Historic Grand Prix Cars Association

RACE 7 - LAP CHART

LAP 6 @ 13:07:20.225			LAP 7 @ 13:08:59.769			LAP 8 @ 13:10:39.364			LAP 9 @ 13:12:19.701			LAP 10 @ 13:13:58.486		
NO	BEHIND	LAP TIME	NO	BEHIND	LAP TIME	NO	BEHIND	LAP TIME	NO	BEHIND	LAP TIME	NO	BEHIND	LAP TIME
76		1:40.770	76		1:39.544	76		1:39.595	76		1:40.337	76		1:38.785
63	1 Lap	1:56.910	12	2.753	1:38.894	12	2.771	1:39.613	22	1 Lap	1:51.784	12	3.057	1:39.006
12	3.403	1:39.702	53	16.917	1:41.658	3	1 Lap	1:52.154	12	2.836	1:40.402	38	1 Lap	1:47.001
92	1 Lap	1:58.535	63	1 Lap	1:55.022	36	1 Lap	1:51.687	66	1 Lap	1:50.396	22	1 Lap	1:51.697
53	14.803	1:41.014	17	17.090	1:40.924	20	1 Lap	1:52.078	8	1 Lap	1:49.995	66	1 Lap	1:49.797
17	15.710	1:41.140	92	1 Lap	1:56.468	17	18.733	1:41.238	248	1 Lap	1:51.075	8	1 Lap	1:49.489
45	1 Lap	2:03.437	2	29.752	1:42.382	53	19.356	1:42.034	88	1 Lap	1:50.855	17	20.803	1:41.000
2	26.914	1:42.738	21	32.620	1:42.398	2	33.455	1:43.298	3	1 Lap	1:50.090	88	1 Lap	1:50.186
21	29.766	1:42.427	18	33.219	1:42.014	63	1 Lap	1:56.313	36	1 Lap	1:50.704	53	22.321	1:41.747
18	30.749	1:42.118	87	37.831	1:44.781	21	36.975	1:43.950	20	1 Lap	1:50.027	248	1 Lap	1:51.709
87	32.594	1:42.378	45	1 Lap	2:01.109	18	37.891	1:44.267	17	18.588	1:40.192	3	1 Lap	1:51.858
75	41.359	1:45.163	99	49.046	1:44.951	92	1 Lap	1:55.007	53	19.359	1:40.340	36	1 Lap	1:52.383
99	43.639	1:44.482	75	49.336	1:47.521	87	42.139	1:43.903	2	35.872	1:42.754	20	1 Lap	1:51.602
34	45.031	1:46.741	34	51.200	1:45.713	99	54.526	1:45.075	21	39.118	1:42.480	2	40.328	1:43.241
55	47.947	1:46.283	55	54.298	1:45.895	75	55.254	1:45.513	18	39.930	1:42.376	21	42.766	1:42.433
7	1:01.273	1:49.248	51	1:06.436	1:44.485	34	58.023	1:46.418	87	45.991	1:44.189	18	43.291	1:42.146
51	1:01.495	1:45.833	72	1:10.806	1:48.697	55	1:00.805	1:46.102	63	1 Lap	1:55.937	87	50.618	1:43.412
72	1:01.653	1:48.650	7	1:13.332	1:51.603	45	1 Lap	2:02.129	92	1 Lap	1:57.251	99	1:03.875	1:44.260
13	1:02.576	1:49.756	13	1:13.903	1:50.871	51	1:11.847	1:45.006	99	58.400	1:44.211	75	1:04.688	1:44.751
22	1:17.006	1:51.451	22	1:28.804	1:51.342	72	1:20.047	1:48.836	75	58.722	1:43.805	63	1 Lap	1:55.185
38	1:17.440	1:48.367	38	1:29.035	1:51.139	7	1:22.812	1:49.075	34	1:03.580	1:45.894	34	1:11.494	1:46.699
248	1:24.978	1:51.604	66	1:36.163	1:50.515	13	1:23.302	1:48.994	55	1:06.370	1:45.902	92	1 Lap	1:56.537
66	1:25.192	1:50.410	8	1:37.109	1:50.404	38	1:35.869	1:46.429	51	1:16.174	1:44.664	55	1:14.166	1:46.581
8	1:26.249	1:50.615	248	1:38.674	1:53.240				45	1 Lap	2:00.755	51	1:21.589	1:44.200
88	1:27.807	1:52.421	88	1:39.164	1:50.901				72	1:29.031	1:49.321	7	1:40.490	1:48.783
3	1:30.967	1:51.571							7	1:30.492	1:48.017			
36	1:32.969	1:51.653							13	1:31.172	1:48.207			
20	1:34.186	1:51.875												

MSVR Masters Historic Festival - Brands Hatch - 30th/31st May 2026

Historic Grand Prix Cars Association

RACE 7 - LAP CHART

LAP 11 @ 13:15:39.155			LAP 12 @ 13:17:17.719			LAP 13 @ 13:18:56.218			LAP 14 @ 13:20:34.540			LAP 15 @ 13:22:13.988		
NO	BEHIND	LAP TIME	NO	BEHIND	LAP TIME	NO	BEHIND	LAP TIME	NO	BEHIND	LAP TIME	NO	BEHIND	LAP TIME
76		1:40.669	76		1:38.564	76		1:38.499	76		1:38.322	76		1:39.448
13	1 Lap	1:48.571	12	3.649	1:40.360	12	5.584	1:40.434	12	7.819	1:40.557	34	1 Lap	1:46.752
72	1 Lap	1:50.774	7	1 Lap	1:48.624	92	2 Laps	1:55.434	63	2 Laps	1:55.624	51	1 Lap	1:44.241
12	1.853	1:39.465	13	1 Lap	1:48.752	7	1 Lap	1:47.360	92	2 Laps	1:55.317	55	1 Lap	1:47.123
38	1 Lap	1:46.849	72	1 Lap	1:49.001	13	1 Lap	1:47.408	7	1 Lap	1:47.512	12	9.699	1:41.328
45	2 Laps	2:02.810	38	1 Lap	1:46.147	72	1 Lap	1:47.264	72	1 Lap	1:47.326	63	2 Laps	1:53.550
17	21.958	1:41.824	17	24.642	1:41.248	38	1 Lap	1:45.216	13	1 Lap	1:48.400	17	32.261	1:41.907
53	23.328	1:41.676	53	25.652	1:40.888	17	26.810	1:40.667	17	29.802	1:41.314	53	34.395	1:43.295
22	1 Lap	1:51.200	45	2 Laps	2:02.758	53	27.352	1:40.199	53	30.548	1:41.518	7	1 Lap	1:48.823
66	1 Lap	1:51.345	22	1 Lap	1:50.936	22	1 Lap	1:49.764	38	1 Lap	1:51.052	72	1 Lap	1:49.059
8	1 Lap	1:51.365	8	1 Lap	1:49.808	66	1 Lap	1:50.362	2	56.807	1:42.458	13	1 Lap	1:49.529
88	1 Lap	1:50.543	66	1 Lap	1:50.902	2	52.671	1:43.735	18	57.354	1:42.576	92	2 Laps	1:58.508
248	1 Lap	1:50.727	248	1 Lap	1:51.001	18	53.100	1:42.302	21	59.931	1:43.765	38	1 Lap	1:46.627
3	1 Lap	1:51.268	2	47.435	1:43.935	8	1 Lap	1:51.948	22	1 Lap	1:52.630	2	59.471	1:42.112
20	1 Lap	1:51.653	88	1 Lap	1:54.753	21	54.488	1:44.150	66	1 Lap	1:50.418	18	59.815	1:41.909
36	1 Lap	1:51.848	21	48.837	1:42.744	248	1 Lap	1:51.921	248	1 Lap	1:51.813	21	1:03.554	1:43.071
2	42.064	1:42.405	18	49.297	1:42.671	45	2 Laps	2:02.992	87	1:13.593	1:46.031	22	1 Lap	1:50.682
21	44.657	1:42.560	3	1 Lap	1:52.437	88	1 Lap	1:52.114	3	1 Lap	1:50.157	66	1 Lap	1:51.704
18	45.190	1:42.568	20	1 Lap	1:52.208	3	1 Lap	1:49.172	88	1 Lap	1:54.425	87	1:18.672	1:44.527
87	54.219	1:44.270	36	1 Lap	1:53.827	87	1:05.884	1:45.402	20	1 Lap	1:52.875	3	1 Lap	1:51.764
99	1:07.508	1:44.302	87	58.981	1:43.326	20	1 Lap	1:51.338	99	1:23.830	1:44.418	248	1 Lap	1:54.660
75	1:07.876	1:43.857	99	1:12.563	1:43.619	36	1 Lap	1:51.475	36	1 Lap	1:53.269	99	1:29.549	1:45.167
34	1:17.203	1:46.378	75	1:13.449	1:44.137	99	1:17.734	1:43.670	45	2 Laps	2:03.451	88	1 Lap	1:52.112
55	1:20.205	1:46.708	34	1:24.077	1:45.438	75	1:18.377	1:43.427	75	1:24.383	1:44.328	75	1:31.164	1:46.229
63	1 Lap	1:56.274	55	1:28.017	1:46.376	34	1:32.508	1:46.930	8	1 Lap	2:10.630	20	1 Lap	1:51.103
51	1:25.230	1:44.310	51	1:29.976	1:43.310	51	1:36.109	1:44.632				8	1 Lap	1:50.051
92	1 Lap	1:54.959	63	1 Lap	1:53.350	55	1:37.717	1:48.199				36	1 Lap	1:52.538

MSVR Masters Historic Festival - Brands Hatch - 30th/31st May 2026

Historic Grand Prix Cars Association

RACE 7 - LAP CHART

LAP 16 @ 13:23:54.999

NO	BEHIND	LAP TIME
76		1:41.011
45	3 Laps	2:01.397
51	1 Lap	1:43.971
34	1 Lap	1:49.206
55	1 Lap	1:47.410
12	18.644	1:49.956
17	32.629	1:41.379
53	33.149	1:39.765
63	2 Laps	1:54.216
7	1 Lap	1:47.091
72	1 Lap	1:46.710
13	1 Lap	1:47.284
38	1 Lap	1:48.302
92	2 Laps	1:55.046
2	1:01.077	1:42.617
18	1:01.788	1:42.984
21	1:06.931	1:44.388
22	1 Lap	1:50.068
87	1:22.527	1:44.866
66	1 Lap	1:52.459
99	1:33.777	1:45.239
3	1 Lap	1:50.919
75	1:37.657	1:47.504
248	1 Lap	1:54.103
20	1 Lap	1:50.296
8	1 Lap	1:48.840
36	1 Lap	1:53.005
88	1 Lap	2:10.145

MSVR Masters Historic Festival - Brands Hatch - 30th/31st May 2026

Historic Grand Prix Cars Association

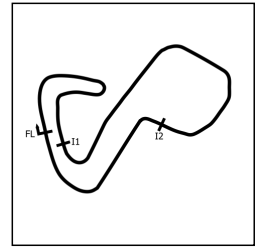
RACE 7 - POSITION CHART

No	Name	Lap Pos	Lap															
			1	2	3	4	5	6	7	8	9	10	11	12	13	14	15	16
76	CHILD	1	76	76	76	76	76	76	76	76	76	76	76	76	76	76	76	
12	FRIEDRICHS	2	12	12	12	12	12	12	12	12	12	12	12	12	12	12	12	
53	MAEERS	3	53	53	53	53	53	53	53	17	17	17	17	17	17	17	17	
17	GANS	4	17	17	17	17	17	17	17	53	53	53	53	53	53	53	53	
18	McCARTHY	5	2	2	2	2	2	2	2	2	2	2	2	2	2	2	2	
21	DENTY	6	21	21	21	21	21	21	21	21	21	21	21	21	18	18	18	
87	LEES	7	87	18	18	18	18	18	18	18	18	18	18	21	21	21	21	
2	JOLLEY	8	18	87	87	87	87	87	87	87	87	87	87	87	87	87	87	
75	MORTON	9	34	34	34	34	75	75	99	99	99	99	99	99	99	99	99	
34	SPIERS	10	75	75	75	75	34	99	75	75	75	75	75	75	75	75	75	
7	TOPLISS	11	55	55	55	55	99	34	34	34	34	34	34	34	34	34	51	
55	TAYLOR	12	7	7	99	99	55	55	55	55	55	55	55	55	51	51	34	
13	HENSELER	13	13	99	7	7	7	7	51	51	51	51	51	51	55	55	55	
72	DE GRES	14	72	13	13	13	13	51	72	72	72	7	7	7	7	7	7	
22	HANN	15	22	72	72	72	72	72	7	7	7	13	13	13	72	72	72	
88	LOXTON	16	88	22	22	51	51	13	13	13	13	72	72	72	13	13	13	
248	LEHR	17	99	88	51	22	22	22	22	38	38	38	38	38	38	38	38	
20	SALISBURY	18	248	248	88	88	38	38	38	22	22	22	22	22	22	22	22	
36	STAES	19	20	51	248	248	248	248	66	66	66	66	8	66	66	66	66	
3	CANNELL	20	3	8	8	38	66	66	8	8	8	8	66	8	248	3	3	
66	HOOLE	21	36	3	38	8	88	8	248	248	88	88	248	248	3	248	248	
8	DITHERIDGE	22	8	38	66	66	8	88	88	88	248	248	88	88	88	88	20	
92	BANHAM	23	66	36	3	3	3	3	3	3	3	3	3	3	20	20	8	
63	DE MESTRAL	24	51	66	36	36	36	36	36	36	36	20	20	20	36	8	36	
45	CIERS	25	38	20	20	20	20	20	20	20	20	36	36	36	8	36	88	
38	WILSON	26	63	63	63	63	63	63	63	63	63	63	63	63	63	63	63	
59	UNDERWOOD	27	92	92	92	92	92	92	92	92	92	92	92	92	92	92	92	
122	HORSMAN	28	45	45	45	45	45	45	45	45	45	45	45	45	45	45	45	
19	GRANT	29																
99	SHAW	30																
51	WATERFIELD	31																

MSVR Masters Historic Festival - Brands Hatch - 30th/31st May 2026

Historic Grand Prix Cars Association

RACE 7 - SECTOR ANALYSIS



SECTOR 1 = FL to I1, SECTOR 2 = I1 to I2, SECTOR 3 = I2 to FL, DIFF = Difference To Personal Best Lap, P = Crossed Finish Line in Pit Lane, D = Time Disallowed

P1 76 12		Tim CHILD		Brabham BT3/4 - 1962			
IDEAL LAP TIME : 1:37.687		BEST LAP TIME : 1:37.728		DIFFERENCE : 0.041			
LAP	SECTOR 1	SECTOR 2	SECTOR 3	LAP TIME	MPH	DIFF	TIME OF DAY
1 -		44.184	22.824	1:40.365	87.27	2.637	12:59:06.209
2 -	31.459	44.163	22.681	1:38.303 (2)	89.11	0.575	13:00:44.512
3 -	31.199	44.619	22.815	1:38.633	88.81	0.905	13:02:23.145
4 -	31.125	44.580	22.877	1:38.582	88.85	0.854	13:04:01.727
5 -	31.140	43.881	22.707	1:37.728 (1)	89.63		13:05:39.455
6 -	31.571	45.541	23.658	1:40.770	86.92	3.042	13:07:20.225
7 -	31.574	44.866	23.104	1:39.544	87.99	1.816	13:08:59.769
8 -	31.674	44.911	23.010	1:39.595	87.95	1.867	13:10:39.364
9 -	32.242	44.860	23.235	1:40.337	87.30	2.609	13:12:19.701
10 -	31.454	44.465	22.866	1:38.785	88.67	1.057	13:13:58.486
11 -	31.531	45.172	23.966	1:40.669	87.01	2.941	13:15:39.155
12 -	31.413	44.244	22.907	1:38.564	88.87	0.836	13:17:17.719
13 -	31.316	44.164	23.019	1:38.499	88.93	0.771	13:18:56.218
14 -	31.424	44.013	22.885	1:38.322 (3)	89.09	0.594	13:20:34.540
15 -	31.741	44.443	23.264	1:39.448	88.08	1.720	13:22:13.988
16 -	31.620	45.682	23.709	1:41.011	86.72	3.283	13:23:54.999

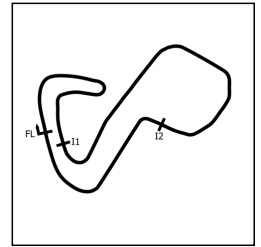
P2 12 7b		Rudi FRIEDRICHS		Cooper T53 - 1960			
IDEAL LAP TIME : 1:38.504		BEST LAP TIME : 1:38.894		DIFFERENCE : 0.390			
LAP	SECTOR 1	SECTOR 2	SECTOR 3	LAP TIME	MPH	DIFF	TIME OF DAY
1 -		44.384	23.058	1:41.126	86.62	2.232	12:59:06.970
2 -	31.660	44.012	23.264	1:38.936 (2)	88.54	0.042	13:00:45.906
3 -	31.959	44.244	23.325	1:39.528	88.01	0.634	13:02:25.434
4 -	31.456	44.382	23.301	1:39.139	88.35	0.245	13:04:04.573
5 -	31.569	44.362	23.422	1:39.353	88.16	0.459	13:05:43.926
6 -	31.801	44.363	23.538	1:39.702	87.86	0.808	13:07:23.628
7 -	31.698	43.990	23.206	1:38.894 (1)	88.57		13:09:02.522
8 -	31.640	44.420	23.553	1:39.613	87.93	0.719	13:10:42.135
9 -	32.089	45.211	23.102	1:40.402	87.24	1.508	13:12:22.537
10 -	31.695	44.146	23.165	1:39.006 (3)	88.47	0.112	13:14:01.543
11 -	31.675	44.311	23.479	1:39.465	88.06	0.571	13:15:41.008
12 -	32.657	44.344	23.359	1:40.360	87.28	1.466	13:17:21.368
13 -	31.927	44.895	23.612	1:40.434	87.21	1.540	13:19:01.802
14 -	32.311	44.827	23.419	1:40.557	87.11	1.663	13:20:42.359
15 -	33.020	44.649	23.659	1:41.328	86.45	2.434	13:22:23.687
16 -	33.093	44.927	31.936	1:49.956	79.66	11.062	13:24:13.643

P3 17 12		Michael GANS		Cooper T79 - 1964			
IDEAL LAP TIME : 1:39.880		BEST LAP TIME : 1:40.192		DIFFERENCE : 0.312			
LAP	SECTOR 1	SECTOR 2	SECTOR 3	LAP TIME	MPH	DIFF	TIME OF DAY
1 -		45.423	23.276	1:43.503	84.63	3.311	12:59:09.347
2 -	32.841	44.779	23.696	1:41.316	86.46	1.124	13:00:50.663
3 -	32.714	45.641	23.647	1:42.002	85.87	1.810	13:02:32.665
4 -	32.398	45.611	23.339	1:41.348	86.43	1.156	13:04:14.013
5 -	32.351	45.214	23.217	1:40.782 (3)	86.91	0.590	13:05:54.795
6 -	32.207	45.822	23.111	1:41.140	86.61	0.948	13:07:35.935
7 -	32.015	45.514	23.395	1:40.924	86.79	0.732	13:09:16.859
8 -	32.292	45.588	23.358	1:41.238	86.52	1.046	13:10:58.097
9 -	32.044	44.765	23.383	1:40.192 (1)	87.43		13:12:38.289
10 -	32.394	45.048	23.558	1:41.000	86.73	0.808	13:14:19.289
11 -	32.735	45.653	23.436	1:41.824	86.02	1.632	13:16:01.113
12 -	32.004	45.780	23.464	1:41.248	86.51	1.056	13:17:42.361
13 -	32.230	45.019	23.418	1:40.667 (2)	87.01	0.475	13:19:23.028
14 -	32.083	45.818	23.413	1:41.314	86.46	1.122	13:21:04.342
15 -	32.858	45.565	23.484	1:41.907	85.95	1.715	13:22:46.249
16 -	32.313	45.537	23.529	1:41.379	86.40	1.187	13:24:27.628

MSVR Masters Historic Festival - Brands Hatch - 30th/31st May 2026

Historic Grand Prix Cars Association

RACE 7 - SECTOR ANALYSIS



SECTOR 1 = FL to I1, SECTOR 2 = I1 to I2, SECTOR 3 = I2 to FL, DIFF = Difference To Personal Best Lap, P = Crossed Finish Line in Pit Lane, D = Time Disallowed

P4 53 12 Justin MAEERS		Cooper T53 - 1960					
IDEAL LAP TIME : 1:39.677		BEST LAP TIME : 1:39.765		DIFFERENCE : 0.088			
LAP	SECTOR 1	SECTOR 2	SECTOR 3	LAP TIME	MPH	DIFF	TIME OF DAY
1 -		45.140	23.637	1:43.349	84.75	3.584	12:59:09.193
2 -	32.596	44.864	23.789	1:41.249	86.51	1.484	13:00:50.442
3 -	32.537	45.659	23.587	1:41.783	86.06	2.018	13:02:32.225
4 -	32.299	44.973	23.488	1:40.760	86.93	0.995	13:04:12.985
5 -	32.546	45.153	23.330	1:41.029	86.70	1.264	13:05:54.014
6 -	32.244	45.272	23.498	1:41.014	86.71	1.249	13:07:35.028
7 -	32.211	45.899	23.548	1:41.658	86.16	1.893	13:09:16.686
8 -	32.206	46.529	23.299	1:42.034	85.85	2.269	13:10:58.720
9 -	32.021	44.704	23.615	1:40.340 (3)	87.30	0.575	13:12:39.060
10 -	32.240	45.864	23.643	1:41.747	86.09	1.982	13:14:20.807
11 -	32.630	44.996	24.050	1:41.676	86.15	1.911	13:16:02.483
12 -	31.974	45.453	23.461	1:40.888	86.82	1.123	13:17:43.371
13 -	32.338	44.481	23.380	1:40.199 (2)	87.42	0.434	13:19:23.570
14 -	32.468	45.656	23.394	1:41.518	86.28	1.753	13:21:05.088
15 -	32.888	47.020	23.387	1:43.295	84.80	3.530	13:22:48.383
16 -	32.051	44.404	23.310	1:39.765 (1)	87.80		13:24:28.148

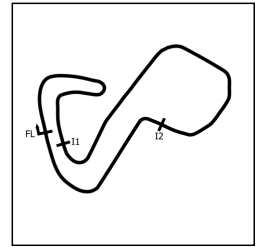
P5 2 12 Rod JOLLEY		Cooper T53 - 1961					
IDEAL LAP TIME : 1:41.649		BEST LAP TIME : 1:42.112		DIFFERENCE : 0.463			
LAP	SECTOR 1	SECTOR 2	SECTOR 3	LAP TIME	MPH	DIFF	TIME OF DAY
1 -		46.322	24.633	1:47.085	81.80	4.973	12:59:12.929
2 -	33.391	46.064	24.297	1:43.752	84.43	1.640	13:00:56.681
3 -	32.573	46.149	24.396	1:43.118	84.94	1.006	13:02:39.799
4 -	32.650	45.659	24.047	1:42.356 (3)	85.58	0.244	13:04:22.155
5 -	32.412	45.747	24.087	1:42.246 (2)	85.67	0.134	13:06:04.401
6 -	33.169	45.533	24.036	1:42.738	85.26	0.626	13:07:47.139
7 -	32.734	45.550	24.098	1:42.382	85.56	0.270	13:09:29.521
8 -	32.528	46.374	24.396	1:43.298	84.80	1.186	13:11:12.819
9 -	32.878	45.998	23.878	1:42.754	85.25	0.642	13:12:55.573
10 -	32.897	46.242	24.102	1:43.241	84.84	1.129	13:14:38.814
11 -	32.993	45.523	23.889	1:42.405	85.54	0.293	13:16:21.219
12 -	33.318	46.081	24.536	1:43.935	84.28	1.823	13:18:05.154
13 -	33.291	45.976	24.468	1:43.735	84.44	1.623	13:19:48.889
14 -	32.573	45.862	24.023	1:42.458	85.49	0.346	13:21:31.347
15 -	32.479	45.359	24.274	1:42.112 (1)	85.78		13:23:13.459
16 -	33.081	45.442	24.094	1:42.617	85.36	0.505	13:24:56.076

P6 18 7b Clinton McCARTHY		Lotus 18 - 1960					
IDEAL LAP TIME : 1:41.205		BEST LAP TIME : 1:41.909		DIFFERENCE : 0.704			
LAP	SECTOR 1	SECTOR 2	SECTOR 3	LAP TIME	MPH	DIFF	TIME OF DAY
1 -		47.491	24.134	1:48.122	81.01	6.213	12:59:13.966
2 -	33.546	47.759	24.734	1:46.039	82.60	4.130	13:01:00.005
3 -	32.894	46.308	23.927	1:43.129	84.94	1.220	13:02:43.134
4 -	32.701	46.417	23.710	1:42.828	85.18	0.919	13:04:25.962
5 -	32.673	46.519	23.702	1:42.894	85.13	0.985	13:06:08.856
6 -	32.691	45.349	24.078	1:42.118 (3)	85.78	0.209	13:07:50.974
7 -	32.919	45.405	23.690	1:42.014 (2)	85.86	0.105	13:09:32.988
8 -	32.869	46.651	24.747	1:44.267	84.01	2.358	13:11:17.255
9 -	32.340	46.273	23.763	1:42.376	85.56	0.467	13:12:59.631
10 -	32.626	45.797	23.723	1:42.146	85.75	0.237	13:14:41.777
11 -	32.864	45.930	23.774	1:42.568	85.40	0.659	13:16:24.345
12 -	32.327	46.649	23.695	1:42.671	85.31	0.762	13:18:07.016
13 -	32.669	46.104	23.529	1:42.302	85.62	0.393	13:19:49.318
14 -	32.620	46.268	23.688	1:42.576	85.39	0.667	13:21:31.894
15 -	32.433	45.777	23.699	1:41.909 (1)	85.95		13:23:13.803
16 -	33.256	45.776	23.952	1:42.984	85.06	1.075	13:24:56.787

MSVR Masters Historic Festival - Brands Hatch - 30th/31st May 2026

Historic Grand Prix Cars Association

RACE 7 - SECTOR ANALYSIS



SECTOR 1 = FL to I1, SECTOR 2 = I1 to I2, SECTOR 3 = I2 to FL, DIFF = Difference To Personal Best Lap, P = Crossed Finish Line in Pit Lane, D = Time Disallowed

P7	21 10a	James DENTY	Lotus 21 - 1961				
IDEAL LAP TIME : 1:42.118		BEST LAP TIME : 1:42.398	DIFFERENCE : 0.280				

LAP	SECTOR 1	SECTOR 2	SECTOR 3	LAP TIME	MPH	DIFF	TIME OF DAY
1 -		47.127	24.776	1:47.501	81.48	5.103	12:59:13.345
2 -	33.483	47.543	24.985	1:46.011	82.63	3.613	13:00:59.356
3 -	32.714	45.791	24.384	1:42.889	85.13	0.491	13:02:42.245
4 -	32.331	45.942	24.404	1:42.677	85.31	0.279	13:04:24.922
5 -	32.451	45.889	24.302	1:42.642	85.34	0.244	13:06:07.564
6 -	32.443	45.679	24.305	1:42.427 (2)	85.52	0.029	13:07:49.991
7 -	32.349	45.650	24.399	1:42.398 (1)	85.54		13:09:32.389
8 -	32.786	46.301	24.863	1:43.950	84.26	1.552	13:11:16.339
9 -	32.497	45.542	24.441	1:42.480	85.47	0.082	13:12:58.819
10 -	32.578	45.485	24.370	1:42.433 (3)	85.51	0.035	13:14:41.252
11 -	32.582	45.620	24.358	1:42.560	85.41	0.162	13:16:23.812
12 -	32.351	45.961	24.432	1:42.744	85.25	0.346	13:18:06.556
13 -	32.695	46.826	24.629	1:44.150	84.10	1.752	13:19:50.706
14 -	32.876	46.373	24.516	1:43.765	84.42	1.367	13:21:34.471
15 -	32.522	46.176	24.373	1:43.071	84.98	0.673	13:23:17.542
16 -	32.939	46.683	24.766	1:44.388	83.91	1.990	13:25:01.930

P8	87 7b	Tony LEES	Cooper T53 - 1960				
IDEAL LAP TIME : 1:42.177		BEST LAP TIME : 1:42.378	DIFFERENCE : 0.201				

LAP	SECTOR 1	SECTOR 2	SECTOR 3	LAP TIME	MPH	DIFF	TIME OF DAY
1 -		46.604	24.228	1:47.644	81.37	5.266	12:59:13.488
2 -	33.402	47.312	26.052	1:46.766	82.04	4.388	13:01:00.254
3 -	33.482	46.907	24.006	1:44.395	83.91	2.017	13:02:44.649
4 -	32.696	45.946	24.430	1:43.072 (3)	84.98	0.694	13:04:27.721
5 -	32.760	45.729	24.231	1:42.720 (2)	85.27	0.342	13:06:10.441
6 -	32.565	45.930	23.883	1:42.378 (1)	85.56		13:07:52.819
7 -	33.764	46.805	24.212	1:44.781	83.60	2.403	13:09:37.600
8 -	33.341	46.183	24.379	1:43.903	84.30	1.525	13:11:21.503
9 -	32.626	47.115	24.448	1:44.189	84.07	1.811	13:13:05.692
10 -	32.957	45.993	24.462	1:43.412	84.70	1.034	13:14:49.104
11 -	34.056	45.737	24.477	1:44.270	84.01	1.892	13:16:33.374
12 -	33.075	46.117	24.134	1:43.326	84.77	0.948	13:18:16.700
13 -	32.694	47.884	24.824	1:45.402	83.10	3.024	13:20:02.102
14 -	33.351	48.059	24.621	1:46.031	82.61	3.653	13:21:48.133
15 -	33.946	46.321	24.260	1:44.527	83.80	2.149	13:23:32.660
16 -	33.886	46.232	24.748	1:44.866	83.53	2.488	13:25:17.526

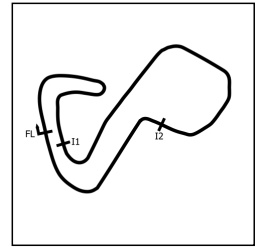
P9	99 8	Mark SHAW	Scarab Offenhauser - 1960				
IDEAL LAP TIME : 1:41.557		BEST LAP TIME : 1:41.557	DIFFERENCE : 0.000				

LAP	SECTOR 1	SECTOR 2	SECTOR 3	LAP TIME	MPH	DIFF	TIME OF DAY
1 -		50.023	24.966	1:59.199	73.48	17.642	12:59:25.043
2 -	33.448	45.808	24.317	1:43.573 (2)	84.57	2.016	13:01:08.616
3 -	32.314	45.461	23.782	1:41.557 (1)	86.25		13:02:50.173
4 -	33.492	46.749	24.780	1:45.021	83.41	3.464	13:04:35.194
5 -	33.025	46.515	24.648	1:44.188	84.07	2.631	13:06:19.382
6 -	33.019	46.790	24.673	1:44.482	83.84	2.925	13:08:03.864
7 -	32.995	47.090	24.866	1:44.951	83.46	3.394	13:09:48.815
8 -	33.065	47.391	24.619	1:45.075	83.36	3.518	13:11:33.890
9 -	33.133	46.529	24.549	1:44.211	84.05	2.654	13:13:18.101
10 -	33.065	46.490	24.705	1:44.260	84.01	2.703	13:15:02.361
11 -	33.109	46.508	24.685	1:44.302	83.98	2.745	13:16:46.663
12 -	32.806	46.358	24.455	1:43.619 (3)	84.53	2.062	13:18:30.282
13 -	32.645	46.431	24.594	1:43.670	84.49	2.113	13:20:13.952
14 -	32.981	46.384	25.053	1:44.418	83.89	2.861	13:21:58.370
15 -	32.878	46.978	25.311	1:45.167	83.29	3.610	13:23:43.537
16 -	33.405	46.745	25.089	1:45.239	83.23	3.682	13:25:28.776

MSVR Masters Historic Festival - Brands Hatch - 30th/31st May 2026

Historic Grand Prix Cars Association

RACE 7 - SECTOR ANALYSIS



SECTOR 1 = FL to I1, SECTOR 2 = I1 to I2, SECTOR 3 = I2 to FL, DIFF = Difference To Personal Best Lap, P = Crossed Finish Line in Pit Lane, D = Time Disallowed

P10 75 10a		Alex MORTON		Lotus 21 - 1961			
IDEAL LAP TIME : 1:42.844		BEST LAP TIME : 1:43.427		DIFFERENCE : 0.583			
LAP	SECTOR 1	SECTOR 2	SECTOR 3	LAP TIME	MPH	DIFF	TIME OF DAY
1 -		47.282	24.830	1:50.166	79.51	6.739	12:59:16.010
2 -	34.257	47.070	24.586	1:45.913	82.70	2.486	13:01:01.923
3 -	33.583	47.051	24.828	1:45.462	83.06	2.035	13:02:47.385
4 -	33.346	46.983	24.512	1:44.841	83.55	1.414	13:04:32.226
5 -	32.491	47.009	24.695	1:44.195	84.07	0.768	13:06:16.421
6 -	32.917	47.465	24.781	1:45.163	83.29	1.736	13:08:01.584
7 -	34.128	48.871	24.522	1:47.521	81.47	4.094	13:09:49.105
8 -	33.288	47.856	24.369	1:45.513	83.02	2.086	13:11:34.618
9 -	32.803	46.673	24.329	1:43.805 (2)	84.38	0.378	13:13:18.423
10 -	33.327	46.845	24.579	1:44.751	83.62	1.324	13:15:03.174
11 -	33.375	46.392	24.090	1:43.857 (3)	84.34	0.430	13:16:47.031
12 -	32.907	46.980	24.250	1:44.137	84.11	0.710	13:18:31.168
13 -	32.767	46.699	23.961	1:43.427 (1)	84.69		13:20:14.595
14 -	32.913	46.658	24.757	1:44.328	83.96	0.901	13:21:58.923
15 -	33.240	48.420	24.569	1:46.229	82.46	2.802	13:23:45.152
16 -	32.884	49.923	24.697	1:47.504	81.48	4.077	13:25:32.656

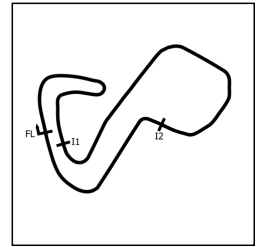
P11 51 9		Tom WATERFIELD		Cooper T43			
IDEAL LAP TIME :		BEST LAP TIME : 1:43.310		DIFFERENCE :			
LAP	SECTOR 1	SECTOR 2	SECTOR 3	LAP TIME	MPH	DIFF	TIME OF DAY
1 -				2:03.544	70.90	20.234	12:59:29.388
2 -				1:49.551	79.96	6.241	13:01:18.939
3 -				1:47.027	81.84	3.717	13:03:05.966
4 -				1:45.228	83.24	1.918	13:04:51.194
5 -				1:44.693	83.67	1.383	13:06:35.887
6 -				1:45.833	82.77	2.523	13:08:21.720
7 -				1:44.485	83.83	1.175	13:10:06.205
8 -				1:45.006	83.42	1.696	13:11:51.211
9 -				1:44.664	83.69	1.354	13:13:35.875
10 -				1:44.200 (3)	84.06	0.890	13:15:20.075
11 -				1:44.310	83.97	1.000	13:17:04.385
12 -				1:43.310 (1)	84.79		13:18:47.695
13 -				1:44.632	83.72	1.322	13:20:32.327
14 -				1:44.241	84.03	0.931	13:22:16.568
15 -				1:43.971 (2)	84.25	0.661	13:24:00.539

P12 34 6		John SPIERS		Maserati 250F - 1955			
IDEAL LAP TIME : 1:45.018		BEST LAP TIME : 1:45.218		DIFFERENCE : 0.200			
LAP	SECTOR 1	SECTOR 2	SECTOR 3	LAP TIME	MPH	DIFF	TIME OF DAY
1 -		47.272	25.042	1:49.866	79.73	4.648	12:59:15.710
2 -	33.983	46.687	24.874	1:45.544 (3)	82.99	0.326	13:01:01.254
3 -	33.647	46.744	24.827	1:45.218 (1)	83.25		13:02:46.472
4 -	33.949	46.716	24.956	1:45.621	82.93	0.403	13:04:32.093
5 -	34.145	47.535	24.742	1:46.422	82.31	1.204	13:06:18.515
6 -	34.633	47.309	24.799	1:46.741	82.06	1.523	13:08:05.256
7 -	33.637	47.073	25.003	1:45.713	82.86	0.495	13:09:50.969
8 -	33.728	47.514	25.176	1:46.418	82.31	1.200	13:11:37.387
9 -	34.048	47.102	24.744	1:45.894	82.72	0.676	13:13:23.281
10 -	33.857	47.509	25.333	1:46.699	82.09	1.481	13:15:09.980
11 -	33.653	47.799	24.926	1:46.378	82.34	1.160	13:16:56.358
12 -	33.589	47.044	24.805	1:45.438 (2)	83.08	0.220	13:18:41.796
13 -	34.273	47.705	24.952	1:46.930	81.92	1.712	13:20:28.726
14 -	33.836	47.380	25.536	1:46.752	82.05	1.534	13:22:15.478
15 -	35.156	48.143	25.907	1:49.206	80.21	3.988	13:24:04.684

MSVR Masters Historic Festival - Brands Hatch - 30th/31st May 2026

Historic Grand Prix Cars Association

RACE 7 - SECTOR ANALYSIS



SECTOR 1 = FL to I1, SECTOR 2 = I1 to I2, SECTOR 3 = I2 to FL, DIFF = Difference To Personal Best Lap, P = Crossed Finish Line in Pit Lane, D = Time Disallowed

P13 55 10a		Nick TAYLOR		Lotus 18 - 1961			
IDEAL LAP TIME : 1:45.076		BEST LAP TIME : 1:45.223		DIFFERENCE : 0.147			
LAP	SECTOR 1	SECTOR 2	SECTOR 3	LAP TIME	MPH	DIFF	TIME OF DAY
1 -		47.767	25.138	1:51.488	78.57	6.265	12:59:17.332
2 -	33.909	47.345	25.004	1:46.258	82.43	1.035	13:01:03.590
3 -	33.451	46.743	25.029	1:45.223 (1)	83.25		13:02:48.813
4 -	33.471	47.488	25.253	1:46.212	82.47	0.989	13:04:35.025
5 -	34.237	47.299	25.328	1:46.864	81.97	1.641	13:06:21.889
6 -	33.663	47.409	25.211	1:46.283	82.41	1.060	13:08:08.172
7 -	33.563	47.170	25.162	1:45.895 (2)	82.72	0.672	13:09:54.067
8 -	33.638	47.329	25.135	1:46.102	82.56	0.879	13:11:40.169
9 -	33.577	47.032	25.293	1:45.902 (3)	82.71	0.679	13:13:26.071
10 -	33.607	46.621	26.353	1:46.581	82.18	1.358	13:15:12.652
11 -	33.727	47.525	25.456	1:46.708	82.09	1.485	13:16:59.360
12 -	33.753	47.275	25.348	1:46.376	82.34	1.153	13:18:45.736
13 -	33.863	49.261	25.075	1:48.199	80.96	2.976	13:20:33.935
14 -	34.132	47.534	25.457	1:47.123	81.77	1.900	13:22:21.058
15 -	33.786	48.168	25.456	1:47.410	81.55	2.187	13:24:08.468

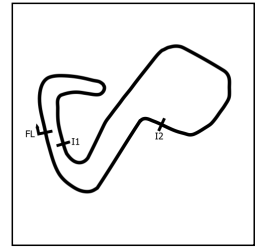
P14 7 12		Nick TOPLISS		Cooper T53 Low Line - 1961			
IDEAL LAP TIME : 1:46.466		BEST LAP TIME : 1:47.091		DIFFERENCE : 0.625			
LAP	SECTOR 1	SECTOR 2	SECTOR 3	LAP TIME	MPH	DIFF	TIME OF DAY
1 -		49.004	24.847	1:52.896	77.59	5.805	12:59:18.740
2 -	34.029	48.443	24.909	1:47.381 (3)	81.57	0.290	13:01:06.121
3 -	34.024	50.289	25.164	1:49.477	80.01	2.386	13:02:55.598
4 -	33.740	49.007	24.924	1:47.671	81.35	0.580	13:04:43.269
5 -	34.571	48.883	25.527	1:48.981	80.37	1.890	13:06:32.250
6 -	34.299	49.254	25.695	1:49.248	80.18	2.157	13:08:21.498
7 -	36.512	49.768	25.323	1:51.603	78.49	4.512	13:10:13.101
8 -	34.453	49.273	25.349	1:49.075	80.31	1.984	13:12:02.176
9 -	34.320	48.709	24.988	1:48.017	81.09	0.926	13:13:50.193
10 -	34.111	49.261	25.411	1:48.783	80.52	1.692	13:15:38.976
11 -	35.120	48.491	25.013	1:48.624	80.64	1.533	13:17:27.600
12 -	34.350	47.909	25.101	1:47.360 (2)	81.59	0.269	13:19:14.960
13 -	33.710	48.953	24.849	1:47.512	81.47	0.421	13:21:02.472
14 -	34.066	49.750	25.007	1:48.823	80.49	1.732	13:22:51.295
15 -	33.808	48.207	25.076	1:47.091 (1)	81.79		13:24:38.386

P15 72 10b		Tom DE GRES		Brabham BT14 - 1965			
IDEAL LAP TIME : 1:46.659		BEST LAP TIME : 1:46.710		DIFFERENCE : 0.051			
LAP	SECTOR 1	SECTOR 2	SECTOR 3	LAP TIME	MPH	DIFF	TIME OF DAY
1 -		49.487	25.549	1:54.857	76.26	8.147	12:59:20.701
2 -	34.502	48.780	25.325	1:48.607	80.65	1.897	13:01:09.308
3 -	34.321	48.546	25.249	1:48.116	81.02	1.406	13:02:57.424
4 -	34.359	48.419	25.106	1:47.884	81.19	1.174	13:04:45.308
5 -	34.488	48.278	25.154	1:47.920	81.16	1.210	13:06:33.228
6 -	34.524	48.468	25.658	1:48.650	80.62	1.940	13:08:21.878
7 -	34.808	48.570	25.319	1:48.697	80.58	1.987	13:10:10.575
8 -	34.632	48.607	25.597	1:48.836	80.48	2.126	13:11:59.411
9 -	34.919	48.869	25.533	1:49.321	80.12	2.611	13:13:48.732
10 -	34.581	48.967	27.226	1:50.774	79.07	4.064	13:15:39.506
11 -	35.440	48.370	25.191	1:49.001	80.36	2.291	13:17:28.507
12 -	34.330	47.749	25.185	1:47.264 (2)	81.66	0.554	13:19:15.771
13 -	33.939	48.243	25.144	1:47.326 (3)	81.61	0.616	13:21:03.097
14 -	34.277	49.450	25.332	1:49.059	80.32	2.349	13:22:52.156
15 -	33.882	47.800	25.028	1:46.710 (1)	82.09		13:24:38.866

MSVR Masters Historic Festival - Brands Hatch - 30th/31st May 2026

Historic Grand Prix Cars Association

RACE 7 - SECTOR ANALYSIS



SECTOR 1 = FL to I1, SECTOR 2 = I1 to I2, SECTOR 3 = I2 to FL, DIFF = Difference To Personal Best Lap, P = Crossed Finish Line in Pit Lane, D = Time Disallowed

P16 13 10a Wolfgang HENSELER			Lotus 18 - 1960				
IDEAL LAP TIME : 1:46.602		BEST LAP TIME : 1:47.284		DIFFERENCE : 0.682			
LAP	SECTOR 1	SECTOR 2	SECTOR 3	LAP TIME	MPH	DIFF	TIME OF DAY
1 -		49.783	25.811	1:54.383	76.58	7.099	12:59:20.227
2 -	34.145	49.026	25.486	1:48.657	80.61	1.373	13:01:08.884
3 -	33.939	48.917	25.413	1:48.269	80.90	0.985	13:02:57.153
4 -	34.027	48.485	25.470	1:47.982	81.12	0.698	13:04:45.135
5 -	34.235	48.244	25.431	1:47.910 (3)	81.17	0.626	13:06:33.045
6 -	34.297	49.535	25.924	1:49.756	79.81	2.472	13:08:22.801
7 -	35.677	49.431	25.763	1:50.871	79.00	3.587	13:10:13.672
8 -	33.945	49.441	25.608	1:48.994	80.36	1.710	13:12:02.666
9 -	34.526	48.357	25.324	1:48.207	80.95	0.923	13:13:50.873
10 -	34.032	48.853	25.686	1:48.571	80.68	1.287	13:15:39.444
11 -	35.107	48.242	25.403	1:48.752	80.54	1.468	13:17:28.196
12 -	34.258	47.652	25.498	1:47.408 (2)	81.55	0.124	13:19:15.604
13 -	33.892	48.832	25.676	1:48.400	80.81	1.116	13:21:04.004
14 -	34.914	49.025	25.590	1:49.529	79.97	2.245	13:22:53.533
15 -	33.626	48.235	25.423	1:47.284 (1)	81.65		13:24:40.817

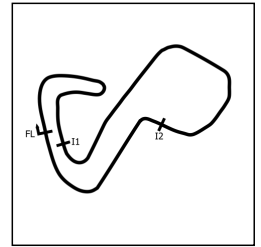
P17 38 7a Richard WILSON			Ferrari 246 Dino - 1960				
IDEAL LAP TIME : 1:45.216		BEST LAP TIME : 1:45.216		DIFFERENCE : 0.000			
LAP	SECTOR 1	SECTOR 2	SECTOR 3	LAP TIME	MPH	DIFF	TIME OF DAY
1 -		52.201	26.463	2:03.814	70.75	18.598	12:59:29.658
2 -	36.117	50.560	25.964	1:52.641	77.76	7.425	13:01:22.299
3 -	36.057	48.499	25.773	1:50.329	79.39	5.113	13:03:12.628
4 -	34.296	48.009	25.509	1:47.814	81.24	2.598	13:05:00.442
5 -	34.295	49.497	25.064	1:48.856	80.47	3.640	13:06:49.298
6 -	33.821	48.593	25.953	1:48.367	80.83	3.151	13:08:37.665
7 -	37.036	48.174	25.929	1:51.139	78.81	5.923	13:10:28.804
8 -	34.088	47.394	24.947	1:46.429 (3)	82.30	1.213	13:12:15.233
9 -	33.981	47.799	25.221	1:47.001	81.86	1.785	13:14:02.234
10 -	34.246	47.057	25.546	1:46.849	81.98	1.633	13:15:49.083
11 -	33.759	47.381	25.007	1:46.147 (2)	82.52	0.931	13:17:35.230
12 -	33.444	46.940	24.832	1:45.216 (1)	83.25		13:19:20.446
13 -	33.799	48.535	28.718	1:51.052	78.88	5.836	13:21:11.498
14 -	34.215	47.371	25.041	1:46.627	82.15	1.411	13:22:58.125
15 -	33.980	48.466	25.856	1:48.302	80.88	3.086	13:24:46.427

P18 22 6 Elliott HANN			Maserati 250F - 1958				
IDEAL LAP TIME : 1:49.133		BEST LAP TIME : 1:49.764		DIFFERENCE : 0.631			
LAP	SECTOR 1	SECTOR 2	SECTOR 3	LAP TIME	MPH	DIFF	TIME OF DAY
1 -		49.479	26.049	1:55.838	75.62	6.074	12:59:21.682
2 -	36.007	49.313	25.762	1:51.082	78.85	1.318	13:01:12.764
3 -	36.243	48.907	25.645	1:50.795	79.06	1.031	13:03:03.559
4 -	35.839	50.010	26.167	1:52.016	78.20	2.252	13:04:55.575
5 -	36.052	48.362	25.791	1:50.205 (3)	79.48	0.441	13:06:45.780
6 -	36.095	49.413	25.943	1:51.451	78.59	1.687	13:08:37.231
7 -	36.464	48.877	26.001	1:51.342	78.67	1.578	13:10:28.573
8 -	36.101	48.949	26.734	1:51.784	78.36	2.020	13:12:20.357
9 -	36.510	49.135	26.052	1:51.697	78.42	1.933	13:14:12.054
10 -	35.784	48.698	26.718	1:51.200	78.77	1.436	13:16:03.254
11 -	36.026	48.899	26.011	1:50.936	78.96	1.172	13:17:54.190
12 -	35.585	48.671	25.508	1:49.764 (1)	79.80		13:19:43.954
13 -	35.666	50.251	26.713	1:52.630	77.77	2.866	13:21:36.584
14 -	36.264	48.489	25.929	1:50.682	79.14	0.918	13:23:27.266
15 -	35.263	48.625	26.180	1:50.068 (2)	79.58	0.304	13:25:17.334

MSVR Masters Historic Festival - Brands Hatch - 30th/31st May 2026

Historic Grand Prix Cars Association

RACE 7 - SECTOR ANALYSIS



SECTOR 1 = FL to I1, SECTOR 2 = I1 to I2, SECTOR 3 = I2 to FL, DIFF = Difference To Personal Best Lap, P = Crossed Finish Line in Pit Lane, D = Time Disallowed

P19 66 11 Sid HOOLE		Cooper T66 F1 - 1963					
IDEAL LAP TIME : 1:49.078		BEST LAP TIME : 1:49.239		DIFFERENCE : 0.161			
LAP	SECTOR 1	SECTOR 2	SECTOR 3	LAP TIME	MPH	DIFF	TIME OF DAY
1 -		52.679	26.463	2:03.125	71.14	13.886	12:59:28.969
2 -	36.218	52.334	25.603	1:54.155	76.73	4.916	13:01:23.124
3 -	35.620	50.283	25.488	1:51.391	78.64	2.152	13:03:14.515
4 -	34.618	49.136	25.485	1:49.239 (1)	80.18		13:05:03.754
5 -	35.306	49.883	26.064	1:51.253	78.73	2.014	13:06:55.007
6 -	35.076	49.454	25.880	1:50.410	79.33	1.171	13:08:45.417
7 -	35.146	49.838	25.531	1:50.515	79.26	1.276	13:10:35.932
8 -	35.326	49.293	25.777	1:50.396	79.34	1.157	13:12:26.328
9 -	34.946	49.147	25.704	1:49.797 (2)	79.78	0.558	13:14:16.125
10 -	35.324	50.096	25.925	1:51.345	78.67	2.106	13:16:07.470
11 -	35.855	48.990	26.057	1:50.902	78.98	1.663	13:17:58.372
12 -	35.105	49.546	25.711	1:50.362 (3)	79.37	1.123	13:19:48.734
13 -	35.657	48.975	25.786	1:50.418	79.33	1.179	13:21:39.152
14 -	35.433	50.251	26.020	1:51.704	78.42	2.465	13:23:30.856
15 -	35.958	50.265	26.236	1:52.459	77.89	3.220	13:25:23.315

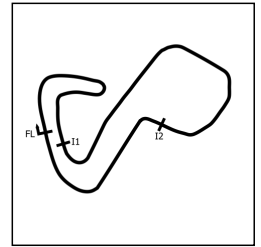
P20 3 10b Barry CANNELL		Lola T60 - 1965					
IDEAL LAP TIME : 1:48.718		BEST LAP TIME : 1:49.172		DIFFERENCE : 0.454			
LAP	SECTOR 1	SECTOR 2	SECTOR 3	LAP TIME	MPH	DIFF	TIME OF DAY
1 -		51.848	26.927	2:01.851	71.88	12.679	12:59:27.695
2 -	36.015	51.482	26.810	1:54.307	76.63	5.135	13:01:22.002
3 -	36.076	51.570	26.467	1:54.113	76.76	4.941	13:03:16.115
4 -	35.309	50.352	26.599	1:52.260	78.03	3.088	13:05:08.375
5 -	34.923	49.821	26.502	1:51.246	78.74	2.074	13:06:59.621
6 -	34.819	50.554	26.198	1:51.571	78.51	2.399	13:08:51.192
7 -	35.181	49.988	26.985	1:52.154	78.10	2.982	13:10:43.346
8 -	34.795	49.197	26.098	1:50.090 (2)	79.56	0.918	13:12:33.436
9 -	34.486	50.943	26.429	1:51.858	78.31	2.686	13:14:25.294
10 -	35.016	50.142	26.110	1:51.268	78.72	2.096	13:16:16.562
11 -	35.089	50.442	26.906	1:52.437	77.90	3.265	13:18:08.999
12 -	34.321	48.775	26.076	1:49.172 (1)	80.23		13:19:58.171
13 -	35.016	48.321	26.820	1:50.157 (3)	79.52	0.985	13:21:48.328
14 -	34.804	50.795	26.165	1:51.764	78.37	2.592	13:23:40.092
15 -	34.513	50.150	26.256	1:50.919	78.97	1.747	13:25:31.011

P21 20 10a Teifion SALSBURY		Lotus 18 - 1960					
IDEAL LAP TIME : 1:49.312		BEST LAP TIME : 1:50.027		DIFFERENCE : 0.715			
LAP	SECTOR 1	SECTOR 2	SECTOR 3	LAP TIME	MPH	DIFF	TIME OF DAY
1 -		51.504	26.890	2:01.121	72.32	11.094	12:59:26.965
2 -	36.222	53.753	26.905	1:56.880	74.94	6.853	13:01:23.845
3 -	36.450	50.181	27.172	1:53.803	76.97	3.776	13:03:17.648
4 -	36.149	50.321	25.820	1:52.290	78.01	2.263	13:05:09.938
5 -	36.400	50.110	26.088	1:52.598	77.79	2.571	13:07:02.536
6 -	35.702	50.352	25.821	1:51.875	78.30	1.848	13:08:54.411
7 -	35.433	50.867	25.778	1:52.078	78.15	2.051	13:10:46.489
8 -	35.208	49.401	25.418	1:50.027 (1)	79.61		13:12:36.516
9 -	34.839	50.908	25.855	1:51.602	78.49	1.575	13:14:28.118
10 -	35.653	50.442	25.558	1:51.653	78.45	1.626	13:16:19.771
11 -	35.788	49.199	27.221	1:52.208	78.06	2.181	13:18:11.979
12 -	35.449	49.738	26.151	1:51.338	78.67	1.311	13:20:03.317
13 -	35.424	50.852	26.599	1:52.875	77.60	2.848	13:21:56.192
14 -	34.714	50.782	25.607	1:51.103 (3)	78.84	1.076	13:23:47.295
15 -	34.695	49.828	25.773	1:50.296 (2)	79.42	0.269	13:25:37.591

MSVR Masters Historic Festival - Brands Hatch - 30th/31st May 2026

Historic Grand Prix Cars Association

RACE 7 - SECTOR ANALYSIS



SECTOR 1 = FL to I1, SECTOR 2 = I1 to I2, SECTOR 3 = I2 to FL, DIFF = Difference To Personal Best Lap, P = Crossed Finish Line in Pit Lane, D = Time Disallowed

P22 8 9		Tony DITHERIDGE		Cooper T45 - 1958			
IDEAL LAP TIME : 1:47.682		BEST LAP TIME : 1:48.840		DIFFERENCE : 1.158			
LAP	SECTOR 1	SECTOR 2	SECTOR 3	LAP TIME	MPH	DIFF	TIME OF DAY
1 -		52.600	26.640	2:02.725	71.37	13.885	12:59:28.569
2 -	35.533	50.661	25.819	1:52.013	78.20	3.173	13:01:20.582
3 -	35.758	49.869	25.997	1:51.624	78.47	2.784	13:03:12.206
4 -	35.693	49.548	25.803	1:51.044	78.88	2.204	13:05:03.250
5 -	36.484	49.895	26.230	1:52.609	77.78	3.769	13:06:55.859
6 -	35.371	49.455	25.789	1:50.615	79.19	1.775	13:08:46.474
7 -	35.956	49.094	25.354	1:50.404	79.34	1.564	13:10:36.878
8 -	34.992	49.515	25.488	1:49.995	79.63	1.155	13:12:26.873
9 -	34.341	49.528	25.620	1:49.489 (2)	80.00	0.649	13:14:16.362
10 -	35.491	49.972	25.902	1:51.365	78.65	2.525	13:16:07.727
11 -	35.278	48.518	26.012	1:49.808 (3)	79.77	0.968	13:17:57.535
12 -	35.170	50.637	26.141	1:51.948	78.24	3.108	13:19:49.483
13 -	36.186	47.987	46.457	2:10.630	67.05	21.790	13:22:00.113
14 -	34.952	49.553	25.546	1:50.051	79.59	1.211	13:23:50.164
15 -	34.848	48.403	25.589	1:48.840 (1)	80.48		13:25:39.004

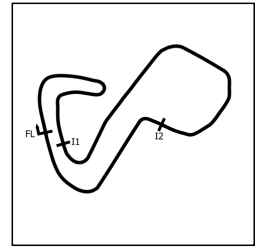
P23 248 6		Klaus LEHR		Maserati 250F - 1957			
IDEAL LAP TIME : 1:50.192		BEST LAP TIME : 1:50.727		DIFFERENCE : 0.535			
LAP	SECTOR 1	SECTOR 2	SECTOR 3	LAP TIME	MPH	DIFF	TIME OF DAY
1 -		50.976	26.862	1:59.458	73.32	8.731	12:59:25.302
2 -	36.112	49.771	25.881	1:51.764	78.37	1.037	13:01:17.066
3 -	35.219	50.104	26.361	1:51.684	78.43	0.957	13:03:08.750
4 -	35.716	49.500	26.249	1:51.465	78.58	0.738	13:05:00.215
5 -	38.117	49.164	26.103	1:53.384	77.25	2.657	13:06:53.599
6 -	35.504	49.963	26.137	1:51.604	78.49	0.877	13:08:45.203
7 -	36.962	50.267	26.011	1:53.240	77.35	2.513	13:10:38.443
8 -	35.701	49.539	25.835	1:51.075 (3)	78.86	0.348	13:12:29.518
9 -	35.908	49.138	26.663	1:51.709	78.41	0.982	13:14:21.227
10 -	35.476	49.272	25.979	1:50.727 (1)	79.11		13:16:11.954
11 -	35.633	49.255	26.113	1:51.001 (2)	78.91	0.274	13:18:02.955
12 -	36.499	49.486	25.936	1:51.921	78.26	1.194	13:19:54.876
13 -	35.823	49.627	26.363	1:51.813	78.34	1.086	13:21:46.689
14 -	35.973	52.012	26.675	1:54.660	76.39	3.933	13:23:41.349
15 -	36.409	51.197	26.497	1:54.103	76.77	3.376	13:25:35.452

P24 36 5		Erik STAES		Cooper Bristol T23 Mk II - 1953			
IDEAL LAP TIME : 1:50.525		BEST LAP TIME : 1:50.704		DIFFERENCE : 0.179			
LAP	SECTOR 1	SECTOR 2	SECTOR 3	LAP TIME	MPH	DIFF	TIME OF DAY
1 -		52.778	26.370	2:02.330	71.60	11.626	12:59:28.174
2 -	36.526	51.426	26.924	1:54.876	76.25	4.172	13:01:23.050
3 -	36.511	50.692	26.418	1:53.621	77.09	2.917	13:03:16.671
4 -	35.431	51.007	26.397	1:52.835	77.63	2.131	13:05:09.506
5 -	35.181	50.554	26.300	1:52.035	78.18	1.331	13:07:01.541
6 -	34.978	50.381	26.294	1:51.653 (3)	78.45	0.949	13:08:53.194
7 -	34.648	50.711	26.328	1:51.687	78.43	0.983	13:10:44.881
8 -	34.750	49.843	26.111	1:50.704 (1)	79.12		13:12:35.585
9 -	34.934	51.415	26.034	1:52.383	77.94	1.679	13:14:27.968
10 -	35.395	50.140	26.313	1:51.848	78.31	1.144	13:16:19.816
11 -	36.463	50.941	26.423	1:53.827	76.95	3.123	13:18:13.643
12 -	35.055	50.118	26.302	1:51.475 (2)	78.58	0.771	13:20:05.118
13 -	35.601	50.512	27.156	1:53.269	77.33	2.565	13:21:58.387
14 -	35.621	50.135	26.782	1:52.538	77.83	1.834	13:23:50.925
15 -	35.466	50.926	26.613	1:53.005	77.51	2.301	13:25:43.930

MSVR Masters Historic Festival - Brands Hatch - 30th/31st May 2026

Historic Grand Prix Cars Association

RACE 7 - SECTOR ANALYSIS



SECTOR 1 = FL to I1, SECTOR 2 = I1 to I2, SECTOR 3 = I2 to FL, DIFF = Difference To Personal Best Lap, P = Crossed Finish Line in Pit Lane, D = Time Disallowed

P25 88 6		Glenn LOXTON		Maserati 250F - 1955			
IDEAL LAP TIME : 1:49.279		BEST LAP TIME : 1:50.186		DIFFERENCE : 0.907			
LAP	SECTOR 1	SECTOR 2	SECTOR 3	LAP TIME	MPH	DIFF	TIME OF DAY
1 -		50.776	26.177	1:57.778	74.37	7.592	12:59:23.622
2 -	35.918	49.213	26.934	1:52.065	78.16	1.879	13:01:15.687
3 -	35.672	50.326	26.413	1:52.411	77.92	2.225	13:03:08.098
4 -	35.063	50.249	25.979	1:51.291	78.71	1.105	13:04:59.389
5 -	35.017	53.990	27.215	1:56.222	75.37	6.036	13:06:55.611
6 -	36.488	49.486	26.447	1:52.421	77.91	2.235	13:08:48.032
7 -	35.019	49.874	26.008	1:50.901	78.98	0.715	13:10:38.933
8 -	36.220	49.149	25.486	1:50.855 (3)	79.02	0.669	13:12:29.788
9 -	35.036	49.053	26.097	1:50.186 (1)	79.50		13:14:19.974
10 -	35.366	49.552	25.625	1:50.543 (2)	79.24	0.357	13:16:10.517
11 -	37.904	49.703	27.146	1:54.753	76.33	4.567	13:18:05.270
12 -	36.072	48.776	27.266	1:52.114	78.13	1.928	13:19:57.384
13 -	36.450	50.700	27.275	1:54.425	76.55	4.239	13:21:51.809
14 -	35.660	49.552	26.900	1:52.112	78.13	1.926	13:23:43.921
15 -	36.432	1:07.317	26.396	2:10.145	67.30	19.959	13:25:54.066

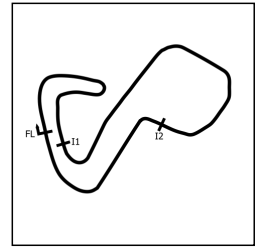
P26 63 7c		Jean DE MESTRAL		Cooper T51 - 1958			
IDEAL LAP TIME : 1:53.178		BEST LAP TIME : 1:53.350		DIFFERENCE : 0.172			
LAP	SECTOR 1	SECTOR 2	SECTOR 3	LAP TIME	MPH	DIFF	TIME OF DAY
1 -		54.236	27.853	2:09.324	67.73	15.974	12:59:35.168
2 -	36.796	52.664	27.785	1:57.245	74.71	3.895	13:01:32.413
3 -	36.032	52.011	27.427	1:55.470	75.86	2.120	13:03:27.883
4 -	36.117	52.231	28.580	1:56.928	74.91	3.578	13:05:24.811
5 -	37.272	52.384	27.254	1:56.910	74.92	3.560	13:07:21.721
6 -	36.210	51.341	27.471	1:55.022	76.15	1.672	13:09:16.743
7 -	36.283	52.440	27.590	1:56.313	75.31	2.963	13:11:13.056
8 -	36.177	52.226	27.534	1:55.937	75.55	2.587	13:13:08.993
9 -	35.646	51.934	27.605	1:55.185	76.05	1.835	13:15:04.178
10 -	36.299	52.740	27.235	1:56.274	75.33	2.924	13:17:00.452
11 -	35.403	50.859	27.088	1:53.350 (1)	77.28		13:18:53.802
12 -	36.531	51.988	27.105	1:55.624	75.76	2.274	13:20:49.426
13 -	35.464	50.857	27.229	1:53.550 (2)	77.14	0.200	13:22:42.976
14 -	35.953	51.345	26.918	1:54.216 (3)	76.69	0.866	13:24:37.192

P27 92 7c		Stephen BANHAM		Cooper T45 - 1958			
IDEAL LAP TIME : 1:54.276		BEST LAP TIME : 1:54.959		DIFFERENCE : 0.683			
LAP	SECTOR 1	SECTOR 2	SECTOR 3	LAP TIME	MPH	DIFF	TIME OF DAY
1 -		54.663	27.860	2:09.788	67.49	14.829	12:59:35.632
2 -	37.448	53.599	27.719	1:58.766	73.75	3.807	13:01:34.398
3 -	36.445	53.537	27.096	1:57.078	74.82	2.119	13:03:31.476
4 -	36.288	53.039	26.849	1:56.176	75.40	1.217	13:05:27.652
5 -	36.367	53.785	28.383	1:58.535	73.90	3.576	13:07:26.187
6 -	36.115	53.412	26.941	1:56.468	75.21	1.509	13:09:22.655
7 -	35.760	52.192	27.055	1:55.007 (2)	76.16	0.048	13:11:17.662
8 -	36.809	53.293	27.149	1:57.251	74.71	2.292	13:13:14.913
9 -	36.380	52.897	27.260	1:56.537	75.16	1.578	13:15:11.450
10 -	36.086	51.723	27.150	1:54.959 (1)	76.19		13:17:06.409
11 -	35.771	52.708	26.955	1:55.434	75.88	0.475	13:19:01.843
12 -	36.300	51.667	27.350	1:55.317	75.96	0.358	13:20:57.160
13 -	36.118	55.147	27.243	1:58.508	73.91	3.549	13:22:55.668
14 -	36.002	52.145	26.899	1:55.046 (3)	76.14	0.087	13:24:50.714

MSVR Masters Historic Festival - Brands Hatch - 30th/31st May 2026

Historic Grand Prix Cars Association

RACE 7 - SECTOR ANALYSIS



SECTOR 1 = FL to I1, SECTOR 2 = I1 to I2, SECTOR 3 = I2 to FL, DIFF = Difference To Personal Best Lap, P = Crossed Finish Line in Pit Lane, D = Time Disallowed

P28 45 7c		Hans CIERS		Cooper T45 - 1958			
IDEAL LAP TIME : 1:59.282		BEST LAP TIME : 1:59.282		DIFFERENCE : 0.000			
LAP	SECTOR 1	SECTOR 2	SECTOR 3	LAP TIME	MPH	DIFF	TIME OF DAY
1 -		55.729	28.753	2:13.003	65.86	13.721	12:59:38.847
2 -	37.897	55.099	28.489	2:01.485	72.10	2.203	13:01:40.332
3 -	37.213	54.045	28.024	1:59.282 (1)	73.43		13:03:39.614
4 -	37.257	54.399	28.027	1:59.683 (2)	73.19	0.401	13:05:39.297
5 -	38.834	56.142	28.461	2:03.437	70.96	4.155	13:07:42.734
6 -	37.615	55.170	28.324	2:01.109	72.33	1.827	13:09:43.843
7 -	37.316	56.275	28.538	2:02.129	71.72	2.847	13:11:45.972
8 -	37.613	54.677	28.465	2:00.755 (3)	72.54	1.473	13:13:46.727
9 -	37.920	56.480	28.410	2:02.810	71.32	3.528	13:15:49.537
10 -	37.699	56.514	28.545	2:02.758	71.35	3.476	13:17:52.295
11 -	37.795	56.318	28.879	2:02.992	71.22	3.710	13:19:55.287
12 -	38.688	55.006	29.757	2:03.451	70.95	4.169	13:21:58.738
13 -	38.220	54.374	28.803	2:01.397	72.15	2.115	13:24:00.135

P29 59 7b		Geoff UNDERWOOD		Cooper T53 - 1960			
IDEAL LAP TIME :		BEST LAP TIME :		DIFFERENCE :			
LAP	SECTOR 1	SECTOR 2	SECTOR 3	LAP TIME	MPH	DIFF	TIME OF DAY
1 -		57.511					

MSVR Masters Historic Festival - Brands Hatch - 30th/31st May 2026

Historic Grand Prix Cars Association

RACE 7 - BEST SECTORS

POS	SECTOR 1		SECTOR 2		SECTOR 3		IDEAL / BEST COMPARISON						
	NO	TIME	NO	TIME	NO	TIME	POS	NO	NAME	IDEAL	BEST	DIFF	
										PERFECT LAP	1:37.687		
1	76	31.125	76	43.881	76	22.681	1	76	CHILD	1:37.687	1:37.728	0.041	
2	12	31.456	12	43.990	12	23.058	2	12	FRIEDRICHS	1:38.504	1:38.894	0.390	
3	53	31.974	53	44.404	17	23.111	3	53	MAEERS	1:39.677	1:39.765	0.088	
4	17	32.004	17	44.765	53	23.299	4	17	GANS	1:39.880	1:40.192	0.312	
5	99	32.314	18	45.349	18	23.529	5	18	McCARTHY	1:41.205	1:41.909	0.704	
6	18	32.327	2	45.359	99	23.782	6	99	SHAW	1:41.557	1:41.557	0.000	
7	21	32.331	99	45.461	2	23.878	7	2	JOLLEY	1:41.649	1:42.112	0.463	
8	2	32.412	21	45.485	87	23.883	8	21	DENTY	1:42.118	1:42.398	0.280	
9	75	32.491	87	45.729	75	23.961	9	87	LEES	1:42.177	1:42.378	0.201	
10	87	32.565	75	46.392	21	24.302	10	75	MORTON	1:42.844	1:43.427	0.583	
11	38	33.444	55	46.621	34	24.742	11	34	SPIERS	1:45.018	1:45.218	0.200	
12	55	33.451	34	46.687	38	24.832	12	55	TAYLOR	1:45.076	1:45.223	0.147	
13	34	33.589	38	46.940	7	24.847	13	38	WILSON	1:45.216	1:45.216	0.000	
14	13	33.626	13	47.652	55	25.004	14	7	TOPLISS	1:46.466	1:47.091	0.625	
15	7	33.710	72	47.749	72	25.028	15	13	HENSELER	1:46.602	1:47.284	0.682	
16	72	33.882	7	47.909	13	25.324	16	72	DE GRES	1:46.659	1:46.710	0.051	
17	3	34.321	8	47.987	8	25.354	17	8	DITHERIDGE	1:47.682	1:48.840	1.158	
18	8	34.341	3	48.321	20	25.418	18	3	CANNELL	1:48.718	1:49.172	0.454	
19	66	34.618	22	48.362	66	25.485	19	66	HOOLE	1:49.078	1:49.239	0.161	
20	36	34.648	88	48.776	88	25.486	20	22	HANN	1:49.133	1:49.764	0.631	
21	20	34.695	66	48.975	22	25.508	21	88	LOXTON	1:49.279	1:50.186	0.907	
22	88	35.017	248	49.138	248	25.835	22	20	SALISBURY	1:49.312	1:50.027	0.715	
23	248	35.219	20	49.199	36	26.034	23	248	LEHR	1:50.192	1:50.727	0.535	
24	22	35.263	36	49.843	3	26.076	24	36	STAES	1:50.525	1:50.704	0.179	
25	63	35.403	63	50.857	92	26.849	25	63	DE MESTRAL	1:53.178	1:53.350	0.172	
26	92	35.760	92	51.667	63	26.918	26	92	BANHAM	1:54.276	1:54.959	0.683	
27	45	37.213	45	54.045	45	28.024	27	45	CIERS	1:59.282	1:59.282	0.000	
28			59	57.511			28	51	WATERFIELD		1:43.310		
29													

MSVR Masters Historic Festival - Brands Hatch - 30th/31st May 2026

Historic Grand Prix Cars Association

RACE 7 - STATISTICS

Competitors Started 29
Planned Start 2026-05-31 @ 12:55:00.000
Actual Start 2026-05-31 @ 12:57:25.844
Finish Time 2026-05-31 @ 13:23:53.824
Track Length 2.4332mi.
Total Laps 426
Total Distance Covered 1036.5813mi.

Session Fastest Lap History

NO	CL	NAME	LAP TIME	TIME OF DAY	LAP	VEHICLE
76	12	Tim CHILD	1:40.365	12:59:06.222	1	Brabham BT3/4 - 1962
76	12	Tim CHILD	1:38.303	13:00:44.525	2	Brabham BT3/4 - 1962
76	12	Tim CHILD	1:37.728	13:05:39.405	5	Brabham BT3/4 - 1962

Session Leader History

NO	CL	NAME	FROM LAP	LAPS LED	DISTANCE	VEHICLE
76	12	Tim CHILD	1	16	38.93 miles	Brabham BT3/4 - 1962

Flag History

TYPE	TIME OF DAY
GREEN	12:57:25.844
FINISH	13:23:53.824

Flag Statistics

TYPE	COUNT	TOTAL LAPS	TOTAL TIME
Green	1	16	29:46.139
Red	0	0	0.000
Safety Car	0	0	0.000
FCY	0	0	0.000

MSVR Masters Historic Festival - Brands Hatch - 30th/31st May 2026

Historic Grand Prix Cars Association

RACE 7 - STATISTICS

CLASS : 10a

5 Starters

Fastest Lap History

NO	NAME	LAP TIME	TIME OF DAY	LAP	VEHICLE
21	James DENTY	1:47.501	12:59:13.361	1	Lotus 21 - 1961
21	James DENTY	1:46.011	13:00:59.372	2	Lotus 21 - 1961
75	Alex MORTON	1:45.913	13:01:01.939	2	Lotus 21 - 1961
21	James DENTY	1:42.889	13:02:42.261	3	Lotus 21 - 1961
21	James DENTY	1:42.677	13:04:24.938	4	Lotus 21 - 1961
21	James DENTY	1:42.642	13:06:07.580	5	Lotus 21 - 1961
21	James DENTY	1:42.427	13:07:50.007	6	Lotus 21 - 1961
21	James DENTY	1:42.398	13:09:32.404	7	Lotus 21 - 1961

Leader History

NO	NAME	FROM LAP	LAPS LED	DISTANCE	VEHICLE
21	James DENTY	1	16	38.93 miles	Lotus 21 - 1961

MSVR Masters Historic Festival - Brands Hatch - 30th/31st May 2026

Historic Grand Prix Cars Association

RACE 7 - STATISTICS

CLASS : 10b

2 Starters

Fastest Lap History

NO	NAME	LAP TIME	TIME OF DAY	LAP	VEHICLE
72	Tom DE GRES	1:54.857	12:59:20.725	1	Brabham BT14 - 1965
72	Tom DE GRES	1:48.607	13:01:09.333	2	Brabham BT14 - 1965
72	Tom DE GRES	1:48.116	13:02:57.451	3	Brabham BT14 - 1965
72	Tom DE GRES	1:47.884	13:04:45.260	4	Brabham BT14 - 1965
72	Tom DE GRES	1:47.264	13:19:15.795	12	Brabham BT14 - 1965
72	Tom DE GRES	1:46.710	13:24:38.891	15	Brabham BT14 - 1965

Leader History

NO	NAME	FROM LAP	LAPS LED	DISTANCE	VEHICLE
72	Tom DE GRES	1	15	36.49 miles	Brabham BT14 - 1965

MSVR Masters Historic Festival - Brands Hatch - 30th/31st May 2026

Historic Grand Prix Cars Association

RACE 7 - STATISTICS

CLASS : 11

1 Starters

Fastest Lap History

NO	NAME	LAP TIME	TIME OF DAY	LAP	VEHICLE
66	Sid HOOLE	2:03.125	12:59:28.993	1	Cooper T66 F1 - 1963
66	Sid HOOLE	1:54.155	13:01:23.124	2	Cooper T66 F1 - 1963
66	Sid HOOLE	1:51.391	13:03:14.536	3	Cooper T66 F1 - 1963
66	Sid HOOLE	1:49.239	13:05:03.776	4	Cooper T66 F1 - 1963

Leader History

NO	NAME	FROM LAP	LAPS LED	DISTANCE	VEHICLE
66	Sid HOOLE	1	15	36.49 miles	Cooper T66 F1 - 1963

MSVR Masters Historic Festival - Brands Hatch - 30th/31st May 2026

Historic Grand Prix Cars Association

RACE 7 - STATISTICS

CLASS : 12

5 Starters

Fastest Lap History

NO	NAME	LAP TIME	TIME OF DAY	LAP	VEHICLE
76	Tim CHILD	1:40.365	12:59:06.222	1	Brabham BT3/4 - 1962
76	Tim CHILD	1:38.303	13:00:44.525	2	Brabham BT3/4 - 1962
76	Tim CHILD	1:37.728	13:05:39.405	5	Brabham BT3/4 - 1962

Leader History

NO	NAME	FROM LAP	LAPS LED	DISTANCE	VEHICLE
76	Tim CHILD	1	16	38.93 miles	Brabham BT3/4 - 1962

MSVR Masters Historic Festival - Brands Hatch - 30th/31st May 2026

Historic Grand Prix Cars Association

RACE 7 - STATISTICS

CLASS : 5

1 Starters

Fastest Lap History

NO	NAME	LAP TIME	TIME OF DAY	LAP	VEHICLE
36	Erik STAES	2:02.330	12:59:28.185	1	Cooper Bristol T23 Mk II - 1953
36	Erik STAES	1:54.876	13:01:23.063	2	Cooper Bristol T23 Mk II - 1953
36	Erik STAES	1:53.621	13:03:16.683	3	Cooper Bristol T23 Mk II - 1953
36	Erik STAES	1:52.835	13:05:09.514	4	Cooper Bristol T23 Mk II - 1953
36	Erik STAES	1:52.035	13:07:01.552	5	Cooper Bristol T23 Mk II - 1953
36	Erik STAES	1:51.653	13:08:53.206	6	Cooper Bristol T23 Mk II - 1953
36	Erik STAES	1:50.704	13:12:35.597	8	Cooper Bristol T23 Mk II - 1953

Leader History

NO	NAME	FROM LAP	LAPS LED	DISTANCE	VEHICLE
36	Erik STAES	1	15	36.49 miles	Cooper Bristol T23 Mk II - 1953

MSVR Masters Historic Festival - Brands Hatch - 30th/31st May 2026

Historic Grand Prix Cars Association

RACE 7 - STATISTICS

CLASS : 6

4 Starters

Fastest Lap History

NO	NAME	LAP TIME	TIME OF DAY	LAP	VEHICLE
34	John SPIERS	1:49.866	12:59:15.776	1	Maserati 250F - 1955
34	John SPIERS	1:45.544	13:01:01.319	2	Maserati 250F - 1955
34	John SPIERS	1:45.218	13:02:46.537	3	Maserati 250F - 1955

Leader History

NO	NAME	FROM LAP	LAPS LED	DISTANCE	VEHICLE
34	John SPIERS	1	15	36.49 miles	Maserati 250F - 1955

MSVR Masters Historic Festival - Brands Hatch - 30th/31st May 2026

Historic Grand Prix Cars Association

RACE 7 - STATISTICS

CLASS : 7a

1 Starters

Fastest Lap History

NO	NAME	LAP TIME	TIME OF DAY	LAP	VEHICLE
38	Richard WILSON	2:03.814	12:59:29.680	1	Ferrari 246 Dino - 1960
38	Richard WILSON	1:52.641	13:01:22.319	2	Ferrari 246 Dino - 1960
38	Richard WILSON	1:50.329	13:03:12.648	3	Ferrari 246 Dino - 1960
38	Richard WILSON	1:47.814	13:05:00.462	4	Ferrari 246 Dino - 1960
38	Richard WILSON	1:46.429	13:12:15.253	8	Ferrari 246 Dino - 1960
38	Richard WILSON	1:46.147	13:17:35.249	11	Ferrari 246 Dino - 1960
38	Richard WILSON	1:45.216	13:19:20.463	12	Ferrari 246 Dino - 1960

Leader History

NO	NAME	FROM LAP	LAPS LED	DISTANCE	VEHICLE
38	Richard WILSON	1	15	36.49 miles	Ferrari 246 Dino - 1960

MSVR Masters Historic Festival - Brands Hatch - 30th/31st May 2026

Historic Grand Prix Cars Association

RACE 7 - STATISTICS

CLASS : 7b

4 Starters

Fastest Lap History

NO	NAME	LAP TIME	TIME OF DAY	LAP	VEHICLE
12	Rudi FRIEDRICHS	1:41.126	12:59:06.989	1	Cooper T53 - 1960
12	Rudi FRIEDRICHS	1:38.936	13:00:45.925	2	Cooper T53 - 1960
12	Rudi FRIEDRICHS	1:38.894	13:09:02.541	7	Cooper T53 - 1960

Leader History

NO	NAME	FROM LAP	LAPS LED	DISTANCE	VEHICLE
12	Rudi FRIEDRICHS	1	16	38.93 miles	Cooper T53 - 1960

MSVR Masters Historic Festival - Brands Hatch - 30th/31st May 2026

Historic Grand Prix Cars Association

RACE 7 - STATISTICS

CLASS : 7c

3 Starters

Fastest Lap History

NO	NAME	LAP TIME	TIME OF DAY	LAP	VEHICLE
63	Jean DE MESTRAL	2:09.324	12:59:35.184	1	Cooper T51 - 1958
63	Jean DE MESTRAL	1:57.245	13:01:32.427	2	Cooper T51 - 1958
63	Jean DE MESTRAL	1:55.470	13:03:27.898	3	Cooper T51 - 1958
63	Jean DE MESTRAL	1:55.022	13:09:16.743	6	Cooper T51 - 1958
92	Stephen BANHAM	1:55.007	13:11:17.678	7	Cooper T45 - 1958
92	Stephen BANHAM	1:54.959	13:17:06.424	10	Cooper T45 - 1958
63	Jean DE MESTRAL	1:53.350	13:18:53.817	11	Cooper T51 - 1958

Leader History

NO	NAME	FROM LAP	LAPS LED	DISTANCE	VEHICLE
63	Jean DE MESTRAL	1	14	34.06 miles	Cooper T51 - 1958

MSVR Masters Historic Festival - Brands Hatch - 30th/31st May 2026

Historic Grand Prix Cars Association

RACE 7 - STATISTICS

CLASS : 8

1 Starters

Fastest Lap History

NO	NAME	LAP TIME	TIME OF DAY	LAP	VEHICLE
99	Mark SHAW	1:59.199	12:59:25.061	1	Scarab Offenhauser - 1960
99	Mark SHAW	1:43.573	13:01:08.633	2	Scarab Offenhauser - 1960
99	Mark SHAW	1:41.557	13:02:50.191	3	Scarab Offenhauser - 1960

Leader History

NO	NAME	FROM LAP	LAPS LED	DISTANCE	VEHICLE
99	Mark SHAW	1	16	38.93 miles	Scarab Offenhauser - 1960

MSVR Masters Historic Festival - Brands Hatch - 30th/31st May 2026

Historic Grand Prix Cars Association

RACE 7 - STATISTICS

CLASS : 9

2 Starters

Fastest Lap History

NO	NAME	LAP TIME	TIME OF DAY	LAP	VEHICLE
8	Tony DITHERIDGE	2:02.725	12:59:28.587	1	Cooper T45 - 1958
51	Tom WATERFIELD	1:49.551	13:01:18.939	2	Cooper T43
51	Tom WATERFIELD	1:47.027	13:03:05.966	3	Cooper T43
51	Tom WATERFIELD	1:45.228	13:04:51.194	4	Cooper T43
51	Tom WATERFIELD	1:44.693	13:06:35.887	5	Cooper T43
51	Tom WATERFIELD	1:44.485	13:10:06.205	7	Cooper T43
51	Tom WATERFIELD	1:44.200	13:15:20.075	10	Cooper T43
51	Tom WATERFIELD	1:43.310	13:18:47.695	12	Cooper T43

Leader History

NO	NAME	FROM LAP	LAPS LED	DISTANCE	VEHICLE
8	Tony DITHERIDGE	1	1	2.43 miles	Cooper T45 - 1958
51	Tom WATERFIELD	2	14	34.06 miles	Cooper T43