


ALGARVE CLASSIC FESTIVAL 2023
HGPCA
26 - 29 October 2023
Final result Qualifying - 25min.
Autodromo Internacional Algarve - 4652mtr.

Pos	Nbr	Name	Car	Cls	Plc	Fastest	In	Gap	Diff	Laps	Km/h
1	76	Tim CHILD	Brabham BT3/4	12	1	2:01.836	12			12	137.48
2	17	Michael GANS	Cooper T79	12	2	2:02.133	11	0.297	0.297	12	137.15
3	12	Rudi FRIEDRICHS	Cooper T53	7b	1	2:02.470	9	0.634	0.337	12	136.77
4	53	Justin MAEERS	Cooper T53	12	3	2:02.843	11	1.007	0.373	12	136.36
5	50	Philipp BUHOFER	BRM P261-2	11	1	2:04.912	12	3.076	2.069	12	134.10
6	2	Rod JOLLEY	Cooper T53	12	4	2:06.328	8	4.492	1.416	8	132.59
7	99	Mark SHAW	Lotus 21 937	10a	1	2:06.566	10	4.730	0.238	12	132.34
8	80	Philippe BONNY	Brabham BT2	10a	2	2:09.218	9	7.382	2.652	12	129.63
9	16	Max Smith- HILIARD	Lotus 16 362-2	7a	1	2:09.530	9	7.694	0.312	11	129.32
10	7	Nick TOPLISS	Cooper T53 Low Line	12	5	2:10.023	11	8.187	0.493	11	128.83
11	128	Geoff UNDERWOOD	Cooper-Alfa T56/59	10b	1	2:10.185	11	8.349	0.162	11	128.67
12	63	Michel KUIPER	Brabham BT4	12	6	2:10.445	4	8.609	0.260	9	128.41
13	35	Joaquin Folch- RUSINOL	Lotus 16 365	7a	2	2:10.618	9	8.782	0.173	9	128.24
14	21	Dan COLLINS	Lotus 21 933	10a	3	2:12.553	8	10.717	1.935	11	126.37
15	10	Tom DARK	Cooper T51	7b	2	2:12.674	3	10.838	0.121	5	126.25
16	54	James HAGAN	Lotus 18	10a	4	2:13.258	7	11.422	0.584	10	125.70
17	3	Barry CANNELL	Cooper T51	9	1	2:15.387	7	13.551	2.129	10	123.72
18	66	Sid HOOLE	Cooper T66 F1	11	2	2:18.112	7	16.276	2.725	9	121.28
19	87	Tony LEES	Cooper T53	7b	3	2:20.685	3	18.849	2.573	6	119.06
20	23	Charles McCABE	BRM P578-3	11	3	2:20.810	10	18.974	0.125	11	118.96
21	248	Klaus LEHR	Maserati 250F CM5	6	1	2:22.498	3	20.662	1.688	9	117.55
22	8	Tony DITHERIDGE	Cooper T45	9	2	2:25.519	10	23.683	3.021	10	115.11
23	45	Hans CIERS	Cooper T45	7c	1	2:29.049	6	27.213	3.530	10	112.38
24	92	Stephen BANHAM	Cooper T45	7c	2	2:30.587	10	28.751	1.538	10	111.23
25	6	John EMERY	Brabham BT4	12	7	2:30.643	10	28.807	0.056	10	111.19
26	51	Jean De MESTRAL	Cooper T51	10a	5	2:32.005	8	30.169	1.362	10	110.20
27	1	John ROMANO	Brabham BT11	11	4	2:33.699	8	31.863	1.694	10	108.98
28	123	Simon HOPE	Maserati 250F CM4	6	2	2:34.858	2	33.022	1.159	5	108.17
29	4	Stephan RETTENMAIER	Maserati 250F 2507	6	3	2:37.879	9	36.043	3.021	9	106.10

Nº 35 best lap canceled. Stew ards decision Nº1

Nº 63 two best laps canceled. Stew ards decision Nº 2

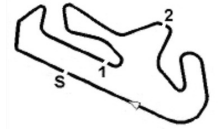
Fastest time : 2:01.836 in lap 12 by nbr. 76 : Tim CHILD(Tim CHILD) (Brabham BT3/4)

Publication-time

 Results: <https://livetiming.raceresults.nu/autodromodalgarve>

Timekeeping by :

Page 1 of 1		



ALGARVE CLASSIC FESTIVAL 2023

HGPCA

26 - 29 October 2023

Laptimes - Qualifying - 25min.

Autodromo Internacional Algarve - 4652mtr.

Nbr	Name	Laps	lap	Lap ..1	Lap ..2	Lap ..3	Lap ..4	Lap ..5	Lap ..6	Lap ..7	Lap ..8	Lap ..9	Lap ..0
17	Michael GANS	12	1 - 10	2:09.155	2:04.886	2:04.149	2:05.645	2:11.317	2:07.992	2:05.385	2:06.039	2:04.479	2:04.701
			11 - 20	2:02.133	2:02.811								
12	Rudi FRIEDRICH	12	1 - 10	2:10.455	2:04.218	2:03.375	2:03.681	2:08.068	2:08.488	2:05.961	2:05.029	2:02.470	2:04.769
			11 - 20	2:03.187	2:04.932								
53	Justin MAEERS	12	1 - 10	2:05.451	2:03.904	2:04.763	2:03.891	2:06.294	2:07.220	2:07.403	2:07.226	2:05.122	2:05.970
			11 - 20	2:02.843	2:19.134								
76	Tim CHILD	12	1 - 10	2:09.544	2:04.378	2:04.659	2:05.780	2:16.106	2:07.419	2:05.987	2:06.636	2:03.201	2:09.379
			11 - 20	2:02.181	2:01.836								
50	Philipp BUHOFER	12	1 - 10	2:11.281	2:07.384	2:06.169	2:08.794	2:07.393	2:06.619	2:12.122	2:06.954	2:06.768	2:05.623
			11 - 20	2:11.033	2:04.912								
99	Mark SHAW	12	1 - 10	2:17.377	2:07.011	2:07.463	2:07.782	2:13.022	2:08.374	2:12.585	2:10.160	2:18.180	2:06.566
			11 - 20	2:07.707	2:06.948								
80	Philippe BONNY	12	1 - 10	2:22.823	2:18.007	2:14.013	2:12.455	2:13.136	2:11.844	2:15.456	2:09.437	2:09.218	2:10.487
			11 - 20	2:09.522	2:11.920								
7	Nick TOPLISS	11	1 - 10	2:35.183	2:25.984	2:17.833	2:19.269	2:19.578	2:16.140	2:15.753	2:12.832	2:13.837	2:17.501
			11 - 20	2:10.023									
128	Geoff UNDERWOOD	11	1 - 10	2:28.787	2:20.343	2:18.822	2:19.914	2:18.323	2:21.907	2:16.587	2:10.197	2:11.773	2:15.813
			11 - 20	2:10.185									
16	Max Smith- HILIARD	11	1 - 10	2:37.595	2:43.046	2:18.486	2:16.800	2:18.421	2:22.714	2:11.180	2:20.640	2:09.530	2:11.906
			11 - 20	2:26.483									
21	Dan COLLINS	11	1 - 10	2:20.480	2:25.620	2:19.552	2:19.402	2:20.246	2:21.035	2:16.633	2:12.553	2:14.098	2:34.009
			11 - 20	2:26.423									
23	Charles McCABE	11	1 - 10	2:32.389	2:27.605	2:22.814	2:26.914	2:29.215	2:24.159	2:24.610	2:23.443	2:24.151	2:20.810
			11 - 20	2:21.863									
3	Barry CANNELL	10	1 - 10	2:27.384	2:21.129	2:17.703	2:16.985	2:16.921	2:20.433	2:15.387	2:18.024	2:16.630	2:33.617
54	James HAGAN	10	1 - 10	2:51.617	2:51.904	2:30.457	2:15.155	2:14.337	2:13.473	2:13.258	2:14.082	2:30.434	2:45.722
8	Tony DITHERIDGE	10	1 - 10	2:30.439	2:37.001	2:26.964	2:34.526	2:28.376	2:37.176	2:32.677	2:25.785	2:27.095	2:25.519
6	John EMERY	10	1 - 10	2:44.809	2:42.164	2:36.564	2:35.526	2:36.079	2:34.235	2:36.565	2:31.495	2:31.750	2:30.643
92	Stephen BANHAM	10	1 - 10	2:42.703	2:39.328	2:37.441	2:38.602	2:36.863	2:34.366	2:36.576	2:31.996	2:31.881	2:30.587
51	Jean De MESTRAL	10	1 - 10	2:48.679	2:42.377	2:35.630	2:39.593	2:35.816	2:36.009	2:48.413	2:32.005	2:33.992	2:33.481
45	Hans CIERS	10	1 - 10	2:46.176	2:37.121	2:37.434	2:34.344	2:32.895	2:29.049	2:36.144	2:33.340	2:36.356	2:38.394
1	John ROMANO	10	1 - 10	2:43.820	2:41.491	2:37.997	2:36.835	2:34.637	2:34.047	2:37.174	2:33.699	2:57.071	2:33.796
63	Michel KUIPER	9	1 - 10	2:19.070	2:13.224	2:11.070	2:10.445	2:27.567	2:07.388	2:15.211	2:06.226	2:17.672	
248	Klaus LEHR	9	1 - 10	2:31.406	2:23.067	2:22.498	2:23.395	2:35.865	2:33.853	2:22.833	2:24.986	2:35.362	
66	Sid HOOLE	9	1 - 10	2:41.648	2:27.858	2:24.290	2:54.861	3:55.452	2:25.500	2:18.112	2:20.786	2:42.990	
35	Joaquin Folch- RUSINOL	9	1 - 10	2:20.899	2:24.634	6:25.742	2:21.105	2:11.237	2:15.293	2:12.500	2:08.878	2:10.618	
4	Stephan RETTENMAIER	9	1 - 10	2:52.759	2:41.130	2:38.879	2:47.005	2:41.701	2:46.659	2:44.504	2:41.354	2:37.879	
2	Rod JOLLEY	8	1 - 10	2:11.982	2:11.210	2:10.446	2:07.396	2:07.542	2:07.868	2:07.128	2:06.328		
87	Tony LEES	6	1 - 10	2:38.348	2:31.026	2:20.685	2:27.705	2:22.467	3:04.512				
10	Tom DARK	5	1 - 10	2:33.070	2:17.131	2:12.674	2:18.937	3:22.049					
123	Simon HOPE	5	1 - 10	2:48.918	2:34.858	2:57.070	3:06.094	3:16.271					



ALGARVE CLASSIC FESTIVAL 2023

HGPCA

26 - 29 October 2023

Sector analyse - Qualifying - 25min.

Autodromo Internacional Algarve - 4652mtr.

Pos	Nbr	Name / Team name	Sector 1			Sector 2			Sector 3			theoretical best	Actual best	In
			time	Lap	pos	time	Lap	pos	time	Lap	pos			
1	76	TimCHILD	37.970	12	3	38.627	11	1	45.087	12	3	2:01.684	2:01.836	12
2	17	MichaelGANS	37.902	9	1	38.859	11	3	44.790	11	1	2:01.551	2:02.133	11
3	12	Rudi FRIEDRICHS	37.935	9	2	38.727	11	2	45.035	10	2	2:01.697	2:02.470	9
4	53	Justin MAEERS	38.282	11	4	39.216	11	4	45.147	3	4	2:02.645	2:02.843	11
5	50	PhilippBUHOFER	39.129	10	5	39.266	12	5	45.775	3	5	2:04.170	2:04.912	12
6	2	RodJOLLEY	39.793	7	7	39.846	8	6	46.013	5	7	2:05.652	2:06.328	8
7	99	Mark SHAW	39.515	10	6	40.068	10	8	46.078	12	8	2:05.661	2:06.566	10
8	80	PhilippeBONNY	40.323	10	11	41.263	8	11	47.105	10	9	2:08.691	2:09.218	9
9	16	Max Smith- HILIARD	40.899	9	13	40.773	9	9	47.858	9	13	2:09.530	2:09.530	9
10	7	NickTOPLISS	39.945	11	9	41.838	11	14	48.194	10	14	2:09.977	2:10.023	11
11	128	Geoff UNDERWOOD	40.433	9	12	41.400	8	12	47.243	11	10	2:09.076	2:10.185	11
12	63	Michel KUIPER	39.877	6	8	40.042	8	7	45.840	8	6	2:05.759	2:10.445	4
13	35	Joaquin Folch- RUSINOL	40.234	8	10	40.836	8	10	47.597	9	12	2:08.667	2:10.618	9
14	21	Dan COLLINS	41.459	8	14	42.354	8	16	48.740	8	16	2:12.553	2:12.553	8
15	10	Tom DARK	42.229	4	17	41.408	3	13	47.584	3	11	2:11.221	2:12.674	3
16	54	James HAGAN	41.677	8	16	42.243	7	15	48.761	8	17	2:12.681	2:13.258	7
17	3	Barry CANNELL	41.570	10	15	43.786	7	18	48.542	9	15	2:13.898	2:15.387	7
18	66	SidHOOLE	43.637	7	18	44.121	8	19	49.948	7	18	2:17.706	2:18.112	7
19	87	Tony LEES	44.559	5	20	44.333	3	20	51.056	3	20	2:19.948	2:20.685	3
20	23	Charles McCABE	45.197	4	21	43.399	10	17	50.487	2	19	2:19.083	2:20.810	10
21	248	Klaus LEHR	43.926	9	19	45.274	8	21	51.204	2	21	2:20.404	2:22.498	3
22	8	Tony DITHERIDGE	45.748	9	22	45.605	3	22	51.911	5	22	2:23.264	2:25.519	10
23	45	Hans CIERS	46.448	6	23	48.137	6	25	54.385	2	25	2:28.970	2:29.049	6
24	92	Stephen BANHAM	48.005	10	25	47.525	10	23	54.366	6	24	2:29.896	2:30.587	10
25	6	John EMERY	47.141	10	24	48.008	10	24	54.584	8	26	2:29.733	2:30.643	10
26	51	Jean DeMESTRAL	48.134	8	26	49.164	8	27	54.707	8	27	2:32.005	2:32.005	8
27	1	John ROMANO	48.484	8	27	48.633	9	26	53.822	6	23	2:30.939	2:33.699	8
28	123	Simon HOPE	48.636	2	28	49.198	2	28	57.024	2	29	2:34.858	2:34.858	2
29	4	Stephan RETTENMAIER	49.625	4	29	50.419	3	29	56.725	3	28	2:36.769	2:37.879	9



ALGARVE CLASSIC FESTIVAL 2023

HGPCA

26 - 29 October 2023

Laps and Sector Times - Qualifying - 25min.

Autodromo Internacional Algarve - 4652mtr.

1 John ROMANO										Brabham BT11									
lap	Sect-1	Speed	Sect-2	Speed	Sect-3	Speed	TopSpeed	laptime	pit	lap	Sect-1	Speed	Sect-2	Speed	Sect-3	Speed	Topspeed	laptime	pit
1	Pit Out		53.126	90.2	59.162			2:43.820		6	49.603		50.622	90.3	<u>53.822</u>	161.4	147.7	2:34.047	
2	54.672		51.127	89.6	55.692	151.9	131.2	2:41.491		7	50.010		50.682	83.9	56.482	160.7	162.2	2:37.174	
3	53.215		49.472	<u>95.4</u>	55.310	153.2	148.4	2:37.997		8	<u>48.484</u>		49.670	93.4	55.545	<u>162.9</u>	<u>165.6</u>	<u>2:33.699</u>	
4	50.519		50.573	91.1	55.743	157.9	153.0	2:36.835		9	1:12.564		<u>48.633</u>	83.3	55.874	146.9	115.3	2:57.071	
5	49.979		50.457	78.0	54.201	159.3	154.9	2:34.637		10	49.789		48.930	86.9	55.077	144.0	159.1	2:33.796	

2 Rod JOLLEY										Cooper T53									
lap	Sect-1	Speed	Sect-2	Speed	Sect-3	Speed	TopSpeed	laptime	pit	lap	Sect-1	Speed	Sect-2	Speed	Sect-3	Speed	Topspeed	laptime	pit
1	Pit Out		42.859	<u>104.0</u>	48.305			2:11.982		5	41.179		40.350	95.7	<u>46.013</u>	192.5	219.1	2:07.542	
2	40.583		42.636	96.1	47.991	189.5	210.9	2:11.210		6	40.984		40.605	94.0	46.279	<u>197.8</u>	211.8	2:07.868	
3	41.006		42.212	97.0	47.228	185.6	202.6	2:10.446		7	<u>39.793</u>		40.901	91.8	46.434	195.7	<u>232.8</u>	2:07.128	
4	40.044		39.937	98.0	47.415	188.5	197.4	2:07.396		8	40.253		<u>39.846</u>	92.2	46.229	193.5	217.7	<u>2:06.328</u>	

3 Barry CANNELL										Cooper T51									
lap	Sect-1	Speed	Sect-2	Speed	Sect-3	Speed	TopSpeed	laptime	pit	lap	Sect-1	Speed	Sect-2	Speed	Sect-3	Speed	Topspeed	laptime	pit
1	Pit Out		49.155	97.4	51.388			2:27.384		6	43.887		46.865	91.6	49.681	173.1	200.0	2:20.433	
2	45.554		46.060	92.7	49.515	169.8	185.2	2:21.129		7	42.593		<u>43.786</u>	96.1	49.008	<u>173.9</u>	206.9	<u>2:15.387</u>	
3	44.141		44.468	97.5	49.094	<u>173.9</u>	193.5	2:17.703		8	42.276		44.360	94.9	51.388	<u>173.9</u>	<u>210.9</u>	2:18.024	
4	43.270		44.092	<u>98.2</u>	49.623	173.1	208.1	2:16.985		9	42.740		45.348	89.2	<u>48.542</u>	<u>173.9</u>	208.9	2:16.630	
5	43.337		44.243	96.8	49.341	<u>173.9</u>	201.5	2:16.921		10	<u>41.570</u>		44.223	96.9	Pit In	<u>173.9</u>	209.7	<u>2:33.617</u>	

4 Stephan RETTENMAIER										Maserati 250F 2507									
lap	Sect-1	Speed	Sect-2	Speed	Sect-3	Speed	TopSpeed	laptime	pit	lap	Sect-1	Speed	Sect-2	Speed	Sect-3	Speed	Topspeed	laptime	pit
1	Pit Out		59.296	73.5	1:01.219			2:52.759		6	52.685		55.145	83.1	58.829	162.9	154.5	2:46.659	
2	52.824		51.454	74.3	56.852	144.0	138.5	2:41.130		7	53.148		53.505	77.6	57.851	160.0	149.2	2:44.504	
3	51.735		<u>50.419</u>	85.4	<u>56.725</u>	<u>166.7</u>	<u>165.6</u>	2:38.879		8	51.700		52.261	76.1	57.393	163.6	162.7	2:41.354	
4	<u>49.625</u>		59.427	79.5	57.953	165.1	157.2	2:47.005		9	49.845		51.087	81.8	56.947	160.7	155.4	<u>2:37.879</u>	
5	52.204		52.619	<u>86.1</u>	56.878	155.2	146.3	2:41.701		10									

6 John EMERY										Brabham BT4									
lap	Sect-1	Speed	Sect-2	Speed	Sect-3	Speed	TopSpeed	laptime	pit	lap	Sect-1	Speed	Sect-2	Speed	Sect-3	Speed	Topspeed	laptime	pit
1	Pit Out		53.144	84.6	1:01.210			2:44.809		6	49.884		49.265	88.5	55.086	167.4	156.3	2:34.235	
2	55.504		50.507	89.0	56.153	167.4	136.9	2:42.164		7	49.834		49.932	101.0	56.799	174.8	164.4	2:36.565	
3	50.356		49.699	96.6	56.509	171.4	143.8	2:36.564		8	48.858		48.053	97.7	<u>54.584</u>	164.4	170.1	2:31.495	
4	49.673		49.565	92.2	56.288	177.3	161.4	2:35.526		9	47.698		49.168	<u>106.9</u>	54.884	173.1	<u>171.2</u>	2:31.750	
5	50.256		50.322	95.3	55.501	168.2	146.5	2:36.079		10	<u>47.141</u>		<u>48.008</u>	99.8	55.494	173.9	169.5	<u>2:30.643</u>	

7 Nick TOPLISS										Cooper T53 Low Line									
lap	Sect-1	Speed	Sect-2	Speed	Sect-3	Speed	TopSpeed	laptime	pit	lap	Sect-1	Speed	Sect-2	Speed	Sect-3	Speed	Topspeed	laptime	pit
1	Pit Out		49.557	79.8	56.470			2:35.183		7	42.133		44.462	86.5	49.158	187.5	213.0	2:15.753	
2	45.635		47.470	81.4	52.879	165.1	179.7	2:25.984		8	41.202		43.031	87.7	48.599	193.5	210.5	2:12.832	
3	42.532		44.381	89.4	50.920	178.2	202.6	2:17.833		9	41.023		42.700	89.9	50.114	<u>194.6</u>	213.9	2:13.837	
4	40.972		47.910	82.7	50.387	188.5	213.0	2:19.269		10	44.234		45.073	91.1	<u>48.194</u>	185.6	208.1	2:17.501	
5	43.326		45.337	89.8	50.915	188.5	206.9	2:19.578		11	<u>39.945</u>		<u>41.838</u>	<u>95.7</u>	48.240	190.5	<u>219.1</u>	<u>2:10.023</u>	
6	42.977		43.516	93.4	49.647	186.5	199.6	2:16.140		12									

8 Tony DI THERIDGE										Cooper T45									
lap	Sect-1	Speed	Sect-2	Speed	Sect-3	Speed	TopSpeed	laptime	pit	lap	Sect-1	Speed	Sect-2	Speed	Sect-3	Speed	Topspeed	laptime	pit
1	Pit Out		50.182	93.3	52.192			2:30.439		6	47.059		55.500	91.1	54.617	173.1	173.9	2:37.176	
2	49.512		50.536	88.8	56.953	173.1	139.9	2:37.001		7	47.726		50.465	92.5	54.486	150.0	168.8	2:32.677	
3	48.042		<u>45.605</u>	102.1	53.317	160.7	137.4	2:26.964		8	46.959		46.876	<u>104.7</u>	51.950	173.9	167.4	2:25.785	



ALGARVE CLASSIC FESTIVAL 2023

HGPCA

26 - 29 October 2023

Laps and Sector Times - Qualifying - 25min.

Autodromo Internacional Algarve - 4652mtr.

4	47.738	52.407	101.7	54.381	<u>175.6</u>	153.2	2:34.526	9	<u>45.748</u>	47.818	92.5	53.529	<u>175.6</u>	<u>184.0</u>	2:27.095
5	47.835	48.630	93.7	<u>51.911</u>	164.4	130.3	2:28.376	10	46.188	46.128	98.1	53.203	173.9	176.2	<u>2:25.519</u>

10 Tom DARK									Cooper T51								
lap	Sect-1	Speed	Sect-2	Speed	Sect-3	Speed	TopSpeed	laptime pit	lap	Sect-1	Speed	Sect-2	Speed	Sect-3	Speed	Topspeed	laptime pit
1	Pit Out		51.395	94.3	55.606			2:33.070	4	<u>42.229</u>		48.987	93.8	47.721	178.2	186.5	2:18.937
2	43.928		45.112	79.9	48.091	166.7	<u>188.8</u>	2:17.131	5	58.640		1:03.477	72.5	Pit In	166.7	134.7	3:22.049
3	43.682		<u>41.408</u>	<u>102.4</u>	<u>47.584</u>	<u>183.7</u>	180.9	<u>2:12.674</u>	6								

12 Rudi FRIEDRICHS									Cooper T53								
lap	Sect-1	Speed	Sect-2	Speed	Sect-3	Speed	TopSpeed	laptime pit	lap	Sect-1	Speed	Sect-2	Speed	Sect-3	Speed	Topspeed	laptime pit
1	Pit Out		40.928	97.3	46.027			2:10.455	7	39.459		40.237	88.2	46.265	193.5	213.4	2:05.961
2	39.179		39.777	97.5	45.262	196.7	219.5	2:04.218	8	38.966		39.776	95.2	46.287	197.8	233.3	2:05.029
3	39.057		39.247	101.6	45.071	196.7	210.1	2:03.375	9	<u>37.935</u>		39.308	<u>104.0</u>	45.227	<u>202.2</u>	233.3	<u>2:02.470</u>
4	38.944		38.913	101.1	45.824	196.7	214.7	2:03.681	10	38.925		40.809	99.9	<u>45.035</u>	198.9	229.3	2:04.769
5	40.223		40.743	91.7	47.102	197.8	226.4	2:08.068	11	39.213		<u>38.727</u>	103.4	45.247	197.8	215.1	2:03.187
6	40.491		41.329	99.0	46.668	200.0	191.5	2:08.488	12	39.093		40.522	98.0	45.317	198.9	<u>235.8</u>	2:04.932

16 Max Smith- HILIARD									Lotus 16 362-2								
lap	Sect-1	Speed	Sect-2	Speed	Sect-3	Speed	TopSpeed	laptime pit	lap	Sect-1	Speed	Sect-2	Speed	Sect-3	Speed	Topspeed	laptime pit
1	Pit Out		52.627	72.0	54.794			2:37.595	7	41.362		41.235	99.1	48.583	172.2	212.2	2:11.180
2	53.462		53.388	85.0	56.196	162.2	163.6	2:43.046	8	44.796		43.640	99.1	52.204	<u>176.5</u>	196.0	2:20.640
3	42.270		44.326	<u>101.3</u>	51.890	157.9	210.1	2:18.486	9	<u>40.899</u>		<u>40.773</u>	99.1	<u>47.858</u>	172.2	213.9	<u>2:09.530</u>
4	41.893		44.182	96.3	50.725	172.2	<u>214.7</u>	2:16.800	10	40.938		40.895	97.9	50.073	<u>176.5</u>	213.4	2:11.906
5	41.690		43.628	95.3	53.103	175.6	200.0	2:18.421	11	49.238		45.163	89.7	52.082	174.8	208.9	2:26.483
6	45.636		44.690	97.5	52.388	166.7	197.1	2:22.714	12								

17 Michael GANS									Cooper T79								
lap	Sect-1	Speed	Sect-2	Speed	Sect-3	Speed	TopSpeed	laptime pit	lap	Sect-1	Speed	Sect-2	Speed	Sect-3	Speed	Topspeed	laptime pit
1	Pit Out		42.180	101.4	46.509			2:09.155	7	38.467		40.952	94.2	45.966	204.5	231.3	2:05.385
2	39.708		39.696	95.5	45.482	201.1	220.9	2:04.886	8	38.687		40.832	91.6	46.520	204.5	245.5	2:06.039
3	38.951		39.594	99.4	45.604	204.5	231.3	2:04.149	9	<u>37.902</u>		41.581	92.1	44.996	203.4	250.0	2:04.479
4	39.837		40.971	97.6	44.837	204.5	209.3	2:05.645	10	38.301		41.222	97.0	45.178	205.7	234.3	2:04.701
5	41.857		42.423	90.4	47.037	206.9	232.3	2:11.317	11	38.484		<u>38.859</u>	<u>103.3</u>	<u>44.790</u>	205.7	233.8	<u>2:02.133</u>
6	39.756		41.087	95.7	47.149	198.9	194.6	2:07.992	12	38.153		39.718	94.6	44.940	<u>209.3</u>	<u>253.5</u>	2:02.811

21 Dan COLLINS									Lotus 21 933								
lap	Sect-1	Speed	Sect-2	Speed	Sect-3	Speed	TopSpeed	laptime pit	lap	Sect-1	Speed	Sect-2	Speed	Sect-3	Speed	Topspeed	laptime pit
1	Pit Out		46.480	95.7	50.660			2:20.480	7	42.503		43.503	103.2	50.627	170.6	210.5	2:16.633
2	47.952		47.457	87.6	50.211	169.8	170.6	2:25.620	8	<u>41.459</u>		<u>42.354</u>	<u>110.7</u>	<u>48.740</u>	173.1	212.2	<u>2:12.553</u>
3	45.235		43.403	106.8	50.914	173.1	203.8	2:19.552	9	41.903		42.545	90.9	49.650	173.9	212.6	2:14.098
4	42.687		46.545	102.0	50.170	169.8	206.9	2:19.402	10	42.703		43.259	92.2	1:08.047	<u>176.5</u>	<u>213.4</u>	2:34.009
5	43.227		44.644	106.7	52.375	171.4	207.3	2:20.246	11	49.147		45.179	84.3	52.097	171.4	210.5	2:26.423
6	43.498		46.537	104.2	51.000	173.9	212.6	2:21.035	12								

23 Charles McCABE									BRM P578-3								
lap	Sect-1	Speed	Sect-2	Speed	Sect-3	Speed	TopSpeed	laptime pit	lap	Sect-1	Speed	Sect-2	Speed	Sect-3	Speed	Topspeed	laptime pit
1	Pit Out		51.059	88.7	56.198			2:32.389	7	46.445		46.273	89.7	51.892	158.6	187.5	2:24.610
2	49.545		47.573	84.7	<u>50.487</u>	157.9	152.8	2:27.605	8	45.991		45.805	87.2	51.647	157.2	182.7	2:23.443
3	46.317		44.221	<u>98.3</u>	52.276	<u>169.8</u>	<u>193.9</u>	2:22.814	9	48.216		44.818	88.6	51.117	151.3	169.8	2:24.151
4	<u>45.197</u>		48.804	83.5	52.913	160.7	175.3	2:26.914	10	46.738		<u>43.399</u>	94.2	50.673	148.8	170.9	<u>2:20.810</u>
5	48.654		47.365	97.2	53.196	153.2	155.4	2:29.215	11	45.613		45.141	83.5	51.109	162.2	175.6	2:21.863



ALGARVE CLASSIC FESTIVAL 2023

HGPCA

26 - 29 October 2023

Laps and Sector Times - Qualifying - 25min.

Autodromo Internacional Algarve - 4652mtr.

6	46.524	45.746	96.6	51.889	161.4	181.2	2:24.159	12					
---	--------	--------	------	--------	-------	-------	----------	----	--	--	--	--	--

35		Joaquin Folch- RUSINOL										Lotus 16 365									
lap	Sect-1	Speed	Sect-2	Speed	Sect-3	Speed	TopSpeed	laptime	pit	lap	Sect-1	Speed	Sect-2	Speed	Sect-3	Speed	Topspeed	laptime	pit		
1	Pit Out		46.963	92.5	49.509			2:20.899		6	40.855		42.421	<u>96.0</u>	52.017	192.5	218.2	2:15.293			
2	46.576		41.690	91.4	Pit In	180.9	197.4	2:24.634		7	41.458		42.143	88.2	48.899	180.0	209.7	2:12.500			
3	Pit Out		45.178	93.3	50.554			6:25.742		8	<u>40.234</u>		<u>40.836</u>	91.8	47.808	<u>194.6</u>	<u>225.0</u>	2:08.878 D			
4	46.360		45.258	85.5	49.487	173.1	161.0	2:21.105		9	40.650		42.371	91.0	<u>47.597</u>	188.5	211.8	<u>2:10.618</u>			
5	41.260		41.712	85.0	48.265	185.6	201.5	2:11.237		10											

45		Hans CIERS										Cooper T45									
lap	Sect-1	Speed	Sect-2	Speed	Sect-3	Speed	TopSpeed	laptime	pit	lap	Sect-1	Speed	Sect-2	Speed	Sect-3	Speed	Topspeed	laptime	pit		
1	Pit Out		56.112	84.5	59.014			2:46.176		6	<u>46.448</u>		<u>48.137</u>	85.7	54.464	146.3	176.8	<u>2:29.049</u>			
2	51.175		51.561	89.6	<u>54.385</u>	125.4	156.3	2:37.121		7	47.079		51.254	87.2	57.811	<u>149.4</u>	<u>180.3</u>	2:36.144			
3	48.378		50.210	<u>92.0</u>	58.846	146.3	170.9	2:37.434		8	48.160		48.979	86.0	56.201	147.5	177.0	2:33.340			
4	48.854		51.046	84.4	54.444	142.3	172.0	2:34.344		9	49.491		49.172	84.4	57.693	144.6	173.6	2:36.356			
5	47.360		49.260	82.7	56.275	147.5	174.8	2:32.895		10	50.526		52.259	76.4	55.609	144.0	173.9	2:38.394			

50		Philipp BUHOFFER										BRM P261-2									
lap	Sect-1	Speed	Sect-2	Speed	Sect-3	Speed	TopSpeed	laptime	pit	lap	Sect-1	Speed	Sect-2	Speed	Sect-3	Speed	Topspeed	laptime	pit		
1	Pit Out		41.784	104.7	46.982			2:11.281		7	41.696		42.206	104.3	48.220	183.7	212.6	2:12.122			
2	40.432		40.937	98.0	46.015	183.7	215.6	2:07.384		8	39.501		40.024	<u>113.9</u>	47.429	173.1	216.0	2:06.954			
3	39.603		40.791	104.7	<u>45.775</u>	182.7	216.4	2:06.169		9	39.284		40.110	106.1	47.374	<u>185.6</u>	216.4	2:06.768			
4	40.425		40.174	104.1	48.195	184.6	214.3	2:08.794		10	<u>39.129</u>		40.508	105.9	45.986	181.8	<u>216.9</u>	2:05.623			
5	39.713		41.845	102.6	45.835	181.8	216.4	2:07.393		11	42.244		41.655	101.8	47.134	183.7	216.4	2:11.033			
6	39.340		41.080	101.4	46.199	<u>185.6</u>	216.4	2:06.619		12	39.526		<u>39.266</u>	98.4	46.120	184.6	216.0	<u>2:04.912</u>			

51		Jean De MESTRAL										Cooper T51									
lap	Sect-1	Speed	Sect-2	Speed	Sect-3	Speed	TopSpeed	laptime	pit	lap	Sect-1	Speed	Sect-2	Speed	Sect-3	Speed	Topspeed	laptime	pit		
1	Pit Out		55.481	72.6	1:01.978			2:48.679		6	50.828		49.967	79.9	55.214	151.9	158.6	2:36.009			
2	51.923		53.937	81.4	56.517	148.8	179.4	2:42.377		7	48.152		50.476	82.0	1:09.785	153.8	189.1	2:48.413			
3	49.054		50.753	80.7	55.823	153.2	180.0	2:35.630		8	<u>48.134</u>		<u>49.164</u>	<u>86.7</u>	<u>54.707</u>	148.1	176.5	<u>2:32.005</u>			
4	48.962		52.866	81.1	57.765	149.4	185.9	2:39.593		9	48.242		49.307	76.8	56.443	155.2	<u>189.8</u>	2:33.992			
5	49.301		51.045	78.9	55.470	153.2	174.5	2:35.816		10	48.765		49.267	79.4	55.449	150.0	187.5	2:33.481			

53		Justin MAEERS										Cooper T53									
lap	Sect-1	Speed	Sect-2	Speed	Sect-3	Speed	TopSpeed	laptime	pit	lap	Sect-1	Speed	Sect-2	Speed	Sect-3	Speed	Topspeed	laptime	pit		
1	Pit Out		40.258	85.9	45.637			2:05.451		7	40.368		40.972	92.3	46.063	200.0	<u>246.0</u>	2:07.403			
2	39.117		39.362	88.8	45.425	201.1	241.1	2:03.904		8	39.492		40.823	89.9	46.911	200.0	244.9	2:07.226			
3	39.395		40.221	91.0	<u>45.147</u>	200.0	243.2	2:04.763		9	38.583		39.845	85.9	46.694	200.0	242.2	2:05.122			
4	38.508		39.554	93.3	45.829	201.1	241.1	2:03.891		10	39.993		39.681	92.9	46.296	<u>203.4</u>	223.6	2:05.970			
5	39.646		40.589	95.3	46.059	202.2	242.2	2:06.294		11	<u>38.282</u>		<u>39.216</u>	88.4	45.345	200.0	243.8	<u>2:02.843</u>			
6	38.941		41.398	<u>99.3</u>	46.881	195.7	223.1	2:07.220		12	38.919		40.856	85.7	Pit In	201.1	241.6	<u>2:19.134</u>			

54		James HAGAN										Lotus 18									
lap	Sect-1	Speed	Sect-2	Speed	Sect-3	Speed	TopSpeed	laptime	pit	lap	Sect-1	Speed	Sect-2	Speed	Sect-3	Speed	Topspeed	laptime	pit		
1	Pit Out		56.156	68.6	1:08.623			2:51.617		6	41.905		42.636	104.0	48.932	<u>170.6</u>	194.9	2:13.473			
2	47.826		1:06.428	79.4	57.650	164.4	204.5	2:51.904		7	41.919		<u>42.243</u>	101.3	49.096	169.0	203.0	<u>2:13.258</u>			
3	42.354		42.431	111.1	1:05.672	<u>170.6</u>	207.3	2:30.457		8	<u>41.677</u>		43.644	110.4	<u>48.761</u>	164.4	193.5	2:14.082			
4	42.029		43.569	107.4	49.557	168.2	<u>207.7</u>	2:15.155		9	49.445		47.701	89.0	53.288	169.8	164.4	2:30.434			
5	41.840		42.915	<u>118.4</u>	49.582	169.0	205.7	2:14.337		10	53.037		44.728	100.4	Pit In	165.9	180.0	<u>2:45.722</u>			



ALGARVE CLASSIC FESTIVAL 2023

HGPCA

26 - 29 October 2023

Laps and Sector Times - Qualifying - 25min.

Autodromo Internacional Algarve - 4652mtr.

63 Michel KUIPER										Brabham BT4									
lap	Sect-1	Speed	Sect-2	Speed	Sect-3	Speed	TopSpeed	laptime	pit	lap	Sect-1	Speed	Sect-2	Speed	Sect-3	Speed	Topspeed	laptime	pit
1	Pit Out		45.999	108.2	47.446			2:19.070		6	<u>39.877</u>		41.192	<u>112.7</u>	46.319	192.5	<u>235.3</u>	2:07.388	D
2	41.686		41.833	107.7	49.705	191.5	198.5	2:13.224		7	42.010		46.436	97.9	46.765	196.7	233.8	2:15.211	
3	42.698		41.815	101.2	46.557	189.5	211.8	2:11.070		8	40.344		<u>40.042</u>	108.9	<u>45.840</u>	194.6	234.8	2:06.226	D
4	41.246		41.776	108.5	47.423	194.6	213.9	<u>2:10.445</u>		9	40.420		43.455	99.4	Pit In	<u>200.0</u>	212.2	2:17.672	
5	41.972		58.985	106.6	46.610	192.5	212.2	2:27.567		10									

66 Sid HOOLE										Cooper T66 F1									
lap	Sect-1	Speed	Sect-2	Speed	Sect-3	Speed	TopSpeed	laptime	pit	lap	Sect-1	Speed	Sect-2	Speed	Sect-3	Speed	Topspeed	laptime	pit
1	Pit Out		53.662	77.2	56.609			2:41.648		6	44.567		47.964	96.4	52.969	179.1	194.9	2:25.500	
2	49.851		47.252	89.7	50.755	162.9	148.4	2:27.858		7	<u>43.637</u>		44.527	97.6	<u>49.948</u>	180.9	<u>204.2</u>	<u>2:18.112</u>	
3	45.635		44.200	98.5	54.455	<u>184.6</u>	181.2	2:24.290		8	45.195		<u>44.121</u>	<u>100.2</u>	51.470	183.7	202.2	2:20.786	
4	45.950		54.557	65.1	Pit In	173.1	164.9	2:54.861		9	44.294		46.392	82.6	Pit In	180.9	192.5	2:42.990	
5	Pit Out		47.737	82.5	52.901			3:55.452		10									

76 Tim CHILD										Brabham BT3/4									
lap	Sect-1	Speed	Sect-2	Speed	Sect-3	Speed	TopSpeed	laptime	pit	lap	Sect-1	Speed	Sect-2	Speed	Sect-3	Speed	Topspeed	laptime	pit
1	Pit Out		42.283	102.1	47.325			2:09.544		7	39.879		40.030	96.3	46.078	198.9	218.6	2:05.987	
2	39.019		39.707	97.5	45.652	192.5	229.3	2:04.378		8	39.811		41.424	96.9	45.401	202.2	228.8	2:06.636	
3	38.740		40.186	101.2	45.733	200.0	233.3	2:04.659		9	38.362		39.167	105.1	45.672	<u>205.7</u>	<u>251.2</u>	2:03.201	
4	39.892		40.099	95.2	45.789	198.9	208.9	2:05.780		10	40.294		40.770	99.4	48.315	202.2	241.6	2:09.379	
5	43.230		43.999	95.0	48.877	201.1	217.7	2:16.106		11	38.087		<u>38.627</u>	<u>108.1</u>	45.467	195.7	242.7	2:02.181	
6	38.437		42.280	99.5	46.702	197.8	241.1	2:07.419		12	<u>37.970</u>		38.779	99.9	<u>45.087</u>	197.8	240.0	<u>2:01.836</u>	

80 Philippe BONNY										Brabham BT2									
lap	Sect-1	Speed	Sect-2	Speed	Sect-3	Speed	TopSpeed	laptime	pit	lap	Sect-1	Speed	Sect-2	Speed	Sect-3	Speed	Topspeed	laptime	pit
1	Pit Out		48.318	94.3	51.134			2:22.823		7	40.691		44.739	99.6	50.026	173.9	211.4	2:15.456	
2	44.675		44.182	92.9	49.150	172.2	185.6	2:18.007		8	40.712		<u>41.263</u>	88.7	47.462	173.9	213.0	2:09.437	
3	41.704		42.696	96.8	49.613	174.8	210.5	2:14.013		9	40.517		41.334	<u>100.4</u>	47.367	175.6	<u>215.1</u>	<u>2:09.218</u>	
4	42.293		41.910	95.2	48.252	172.2	208.5	2:12.455		10	<u>40.323</u>		43.059	97.8	<u>47.105</u>	<u>178.2</u>	213.9	2:10.487	
5	41.397		42.929	95.7	48.810	174.8	211.8	2:13.136		11	40.917		41.391	88.4	47.214	176.5	<u>215.1</u>	2:09.522	
6	41.095		42.176	93.1	48.573	173.1	213.9	2:11.844		12	40.809		42.576	95.4	48.535	176.5	213.9	2:11.920	

87 Tony LEES										Cooper T53									
lap	Sect-1	Speed	Sect-2	Speed	Sect-3	Speed	TopSpeed	laptime	pit	lap	Sect-1	Speed	Sect-2	Speed	Sect-3	Speed	Topspeed	laptime	pit
1	Pit Out		52.235		56.552			2:38.348		4	46.258		47.555	88.2	53.892	187.5	<u>180.6</u>	2:27.705	
2	50.283		49.239	87.0	51.504	157.9	163.6	2:31.026		5	<u>44.559</u>		45.816	<u>95.2</u>	52.092	170.6	172.8	2:22.467	
3	45.296		<u>44.333</u>		<u>51.056</u>	<u>190.5</u>	167.4	<u>2:20.685</u>		6	55.508		54.216	82.0	Pit In	186.5	<u>180.6</u>	<u>3:04.512</u>	

92 Stephen BANHAM										Cooper T45									
lap	Sect-1	Speed	Sect-2	Speed	Sect-3	Speed	TopSpeed	laptime	pit	lap	Sect-1	Speed	Sect-2	Speed	Sect-3	Speed	Topspeed	laptime	pit
1	Pit Out		51.888	76.2	1:00.376			2:42.703		6	50.259		49.741	96.9	<u>54.366</u>	165.9	167.7	2:34.366	
2	50.554		52.020	89.8	56.754	155.8	158.1	2:39.328		7	50.200		50.359	97.2	56.017	<u>166.7</u>	174.2	2:36.576	
3	49.446		52.274	81.4	55.721	162.2	178.2	2:37.441		8	49.250		48.211	97.0	54.535	157.9	174.8	2:31.996	
4	49.525		51.721	85.1	57.356	165.1	<u>182.1</u>	2:38.602		9	49.040		48.096	<u>100.3</u>	54.745	155.8	167.2	2:31.881	
5	49.070		50.746	90.2	57.047	164.4	168.0	2:36.863		10	<u>48.005</u>		<u>47.525</u>	96.3	55.057	153.8	165.6	<u>2:30.587</u>	

99 Mark SHAW										Lotus 21 937									
lap	Sect-1	Speed	Sect-2	Speed	Sect-3	Speed	TopSpeed	laptime	pit	lap	Sect-1	Speed	Sect-2	Speed	Sect-3	Speed	Topspeed	laptime	pit
1	Pit Out		43.775	79.5	53.427			2:17.377		7	40.552		44.451	104.0	47.582	184.6	222.7	2:12.585	
2	40.045		40.838	<u>108.1</u>	46.128	184.6	220.4	2:07.011		8	40.992		41.494	105.0	47.674	186.5	224.5	2:10.160	
3	40.313		40.986	100.6	46.164	<u>189.5</u>	<u>225.0</u>	2:07.463		9	42.270		41.679	92.9	54.231	185.6	<u>225.0</u>	2:18.180	



ALGARVE CLASSIC FESTIVAL 2023

HGPCA

26 - 29 October 2023

Laps and Sector Times - Qualifying - 25min.

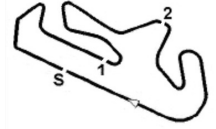
Autodromo Internacional Algarve - 4652mtr.

4	40.221	41.044	99.5	46.517	185.6	223.1	2:07.782	10	<u>39.515</u>	<u>40.068</u>	107.2	46.983	185.6	222.7	<u>2:06.566</u>
5	39.718	42.644	102.2	50.660	186.5	223.6	2:13.022	11	39.781	40.423	105.3	47.503	186.5	223.1	2:07.707
6	39.822	41.823	105.1	46.729	184.6	222.7	2:08.374	12	39.728	41.142	97.9	<u>46.078</u>	184.6	222.7	2:06.948

123 Simon HOPE									Maserati 250F CM4											
lap	Sect-1	Speed	Sect-2	Speed	Sect-3	Speed	TopSpeed	laptime	pit	lap	Sect-1	Speed	Sect-2	Speed	Sect-3	Speed	Topspeed	laptime	pit	
1	Pit Out		57.674	63.1	59.070			2:48.918		4	55.462		1:01.244	74.3	1:09.388	130.9	144.2	3:06.094		
2	<u>48.636</u>		<u>49.198</u>	73.3	<u>57.024</u>	<u>174.8</u>	162.9	<u>2:34.858</u>		5	52.884		53.558	62.2	Pit In	151.9	154.3	3:16.271		
3	53.343		50.734	<u>77.9</u>	1:12.993	169.0	<u>170.9</u>	2:57.070		6										

128 Geoff UNDERWOOD									Cooper-Alfa T56/59											
lap	Sect-1	Speed	Sect-2	Speed	Sect-3	Speed	TopSpeed	laptime	pit	lap	Sect-1	Speed	Sect-2	Speed	Sect-3	Speed	Topspeed	laptime	pit	
1	Pit Out		48.312	81.5	55.926			2:28.787		7	42.102		44.850	83.5	49.635	176.5	199.3	2:16.587		
2	48.678		43.317	94.0	48.348	157.9	150.8	2:20.343		8	41.165		<u>41.400</u>	<u>102.0</u>	47.632	175.6	204.5	2:10.197		
3	42.171		44.691	82.3	51.960	173.1	199.3	2:18.822		9	<u>40.433</u>		42.680	93.6	48.660	<u>180.9</u>	<u>211.8</u>	2:11.773		
4	44.317		45.973	90.4	49.624	171.4	157.2	2:19.914		10	42.148		44.783	91.9	48.882	175.6	189.8	2:15.813		
5	42.871		43.980	93.6	51.472	174.8	199.3	2:18.323		11	41.085		41.857	94.7	<u>47.243</u>	177.3	206.1	<u>2:10.185</u>		
6	45.730		45.948	93.3	50.229	171.4	172.8	2:21.907		12										

248 Klaus LEHR									Maserati 250F CM5											
lap	Sect-1	Speed	Sect-2	Speed	Sect-3	Speed	TopSpeed	laptime	pit	lap	Sect-1	Speed	Sect-2	Speed	Sect-3	Speed	Topspeed	laptime	pit	
1	Pit Out		47.543	96.4	56.001			2:31.406		6	50.772		49.887	94.2	53.194	146.9	162.2	2:33.853		
2	46.461		45.402	82.9	<u>51.204</u>	178.2	167.4	2:23.067		7	45.215		45.639	90.7	51.979	175.6	185.6	2:22.833		
3	45.164		45.736	93.3	51.598	<u>180.0</u>	184.3	<u>2:22.498</u>		8	45.997		<u>45.274</u>	<u>96.5</u>	53.715	178.2	176.5	2:24.986		
4	45.338		45.804	92.2	52.253	175.6	185.9	2:23.395		9	<u>43.926</u>		47.217	94.5	Pit In	178.2	<u>199.3</u>	2:35.362		
5	47.033		47.986	94.5	1:00.846	175.6	176.8	2:35.865		10										



ALGARVE CLASSIC FESTIVAL 2023

Heat name : HGPCA - Qualifying - 25min.
 Heat Date : 27 October 2023
 Track name : Autodromo Internacional Algarve - 4652 mtr.

Participants Started	: 29	Participants Classified	: 29
Participants Finished	: 22	Participants Not Classified	: 0
Participants Not Finished	: 7		

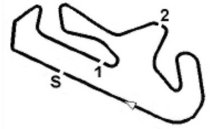
Green flag at	: 16:24:59	Heat recording start time	: 16:24:11
Finish flag waved at	: 16:49:59	Heat recording end time	: 16:52:24
Total time under Green	: 25:00	Total of All Laps in Heat	: 288
Number of cautions	: 0	Total time under Yellow	: 00:00:00
Number of code-60's	: 0	Total time under Code-60	: 00:00:00

Best Lap time history during the Heat

#	Nbr	lap time	in lap	Name	Car	time of day
1	53	2:03.904	2	Justin MAEERS	Cooper T53	16:29:13
2	12	2:03.375	3	Rudi FRIEDRICHS	Cooper T53	16:31:32
3	12	2:02.470	9	Rudi FRIEDRICHS	Cooper T53	16:44:06
4	17	2:02.133	11	Michael GANS	Cooper T79	16:48:14
5	76	2:01.836	12	Tim CHILD	Brabham BT3/4	16:50:24

Summary of best laptimes per class

Nbr	Name / Team name	Car	Cls	Fastest Laptime	In	Speed
99	Mark SHAW	Lotus 21 937	10a	2:06.566	10	132.34
128	Geoff UNDERWOOD	Cooper-Alfa T56/59	10b	2:10.185	11	128.67
50	Philipp BUHOFER	BRM P261-2	11	2:04.912	12	134.10
76	Tim CHILD	Brabham BT3/4	12	2:01.836	12	137.48
248	Klaus LEHR	Maserati 250F CM5	6	2:22.498	3	117.55
16	Max Smith- HILIARD	Lotus 16 362-2	7a	2:09.530	9	129.32
12	Rudi FRIEDRICHS	Cooper T53	7b	2:02.470	9	136.77
45	Hans CIERS	Cooper T45	7c	2:29.049	6	112.38
3	Barry CANNELL	Cooper T51	9	2:15.387	7	123.72



ALGARVE CLASSIC FESTIVAL 2023

26 - 29 October 2023

HGPCA

Autodromo Inter nacional Algarve - 4652mtr.

Final starting grid Race 1 - 25min.

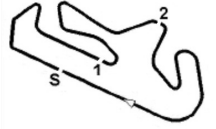
Start Time : 16:20 - Heat Duration : 25 Minutes

Pos	Nbr	Name	time	Pos	Nbr	Name	time
-----	-----	------	------	-----	-----	------	------

----- STARTLINE ----- PoTe Right -----

2	17	Michael GANS	2:02.133	Row 1	1	76	Tim CHILD	2:01.836
4	53	Justin MAEERS	2:02.843	Row 2	3	12	Rudi FRIEDRICHS	2:02.470
6	2	Rod JOLLEY	2:06.328	Row 3	5	50	Philipp BUHOFER	2:04.912
8	80	Philippe BONNY	2:09.218	Row 4	7	99	Mark SHAW	2:06.566
10	7	Nick TOPLISS	2:10.023	Row 5	9	16	Max Smith- HILIARD	2:09.530
12	63	Michel KUIPER	2:10.445	Row 6	11	128	Geoff UNDERWOOD	2:10.185
14	21	Dan COLLI NS	2:12.553	Row 7	13	35	Joaquin Folch- RUSINOL	2:10.618
16	54	James HAGAN	2:13.258	Row 8	15	10	Tom DARK	2:12.674
18	66	Sid HOOLE	2:18.112	Row 9	17	3	Barry CANNELL	2:15.387
20	23	Charles McCABE	2:20.810	Row 10	19	87	Tony LEES	2:20.685
22	8	Tony DITHERIDGE	2:25.519	Row 11	21	248	Klaus LEHR	2:22.498
24	92	Stephen BANHAM	2:30.587	Row 12	23	45	Hans CIERS	2:29.049

Results: https://livetiming.raceresults.nu/autodromodalgarve		Timekeeping by :	Publication-time
Page 1 of 2			



ALGARVE CLASSIC FESTIVAL 2023

26 - 29 October 2023

HGPCA

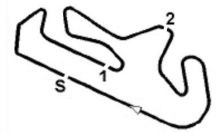
Autodromo Inter nacional Algarve - 4652mtr.

Final starting grid Race 1 - 25min.

Start Time : 16:20 - Heat Duration : 25 Minutes

Pos	Nbr	Name	time		Pos	Nbr	Name	time
26	51	Jean De MESTRAL	2: 32.005	Row 13	25	6	John EMERY	2: 30.643
28	123	Simon HOPE	2: 34.858	Row 14	27	1	John ROMA NO	2: 33.699
30	27	Chris LOCKE		Row 15	29	4	St ephan RETTENMAI ER	2: 37.879

Results: https://livetiming.raceresults.nu/autodromodoalgarve		Timekeeping by :	Publication-time
Page 2 of 2			


ALGARVE CLASSIC FESTIVAL 2023

 HGPCA
 Final result Race 1 - 25min.

 26 - 29 October 2023
 Autodromo Internacional Algarve - 4652mtr.

Pos	Nbr	Name	Car	Cls	PIC	Gap	Total time	Fastest	In	Avg. Speed
1	53	Justin MAEERS	Cooper T53	12	1	-- 11 laps --	25:02.993	2:02.622	11	122.59
2	12	Rudi FRIEDRICHS	Cooper T53	7b	1	1.510	25:04.503	2:02.313	11	122.46
3	76	Tim CHILD	Brabham BT3/4	12	2	2.028	25:05.021	2:02.282	11	122.42
4	17	Michael GANS	Cooper T79	12	3	5.638	25:08.631	2:02.219	11	122.13
5	63	Michel KUIPER	Brabham BT4	12	4	17.450	25:20.443	2:05.174	2	121.18
6	50	Philipp BUHOFER	BRM P261-2	11	1	22.481	25:25.474	2:05.990	8	120.78
7	99	Mark SHAW	Lotus 21 937	10a	1	27.143	25:30.136	2:06.104	8	120.41
8	2	Rod JOLLEY	Cooper T53	12	5	31.171	25:34.164	2:06.289	2	120.10
9	128	Geoff UNDERWOOD	Cooper-Alfa T56/59	10b	1	35.363	25:38.356	2:08.403	11	119.77
10	35	Joaquin Folch- RUSINOL	Lotus 16 365	7a	1	36.785	25:39.778	2:08.426	10	119.66
11	16	Max Smith- HILIARD	Lotus 16 362-2	7a	2	37.651	25:40.644	2:08.358	9	119.59
12	80	Philippe BONNY	Brabham BT2	10a	2	53.879	25:56.872	2:10.710	11	118.34
13	54	James HAGAN	Lotus 18	10a	3	54.231	25:57.224	2:10.939	11	118.32
14	248	Klaus LEHR	Maserati 250F CM5	6	1	1:33.031	26:36.024	2:18.038	7	115.44
15	21	Dan COLLINS	Lotus 21 933	10a	4	1:42.558	26:45.551	2:14.045	2	114.76
16	23	Charles McCABE	BRM P578-3	11	2	1:43.738	26:46.731	2:19.799	10	114.67
17	27	Chris LOCKE	Lotus 27	Inv	1	1:47.896	26:50.889	2:14.276	11	114.38
18	123	Simon HOPE	Maserati 250F CM4	6	2	2:19.480	27:22.473	2:21.244	8	112.18
19	6	John EMERY	Brabham BT4	12	6	-- 10 laps --	25:25.507	2:23.610	10	109.80
20	1	John ROMANO	Brabham BT11	11	3	1.655	25:27.162	2:23.437	10	109.68
21	92	Stephen BANHAM	Cooper T45	7c	1	6.571	25:32.078	2:26.147	9	109.33
22	51	Jean De MESTRAL	Cooper T51	10a	5	32.363	25:57.870	2:28.056	9	107.52
23	45	Hans CIERS	Cooper T45	7c	2	39.364	26:04.871	2:29.297	8	107.03
24	4	Stephan RETTENMAIER	Maserati 250F 2507	6	3	1:33.177	26:58.684	2:36.556	9	103.48
25	3	Barry CANNELL	Cooper T51	9	1	-- 2 laps --	4:43.415	2:15.827	2	118.20
26	7	Nick TOPLISS	Cooper T53 Low Line	12	7	-- 1 laps --	2:18.919			120.57
27	87	Tony LEES	Cooper T53	7b	2					

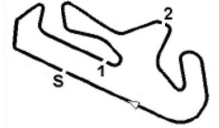
Fastest time : 2:02.219 in lap 11 by nbr. 17 : Michael GANS(Michael GANS) (Cooper T79)

Publication-time

 Results: <https://livetiming.raceresults.nu/autodromodoalgarve>

Timekeeping by :

--	--	--


ALGARVE CLASSIC FESTIVAL 2023

HGPCA

26 - 29 October 2023

Final result per class Race 1 - 25min.

Autodromo Internacional Algarve - 4652mtr.

10a

Pos	Nbr	Name	Car	Gap	Diff	Total time	Fastest	In
1	99	Mark SHAW	Lotus 21 937	-- 11 laps --		25:30.136	2:06.104	8
2	80	Philippe BONNY	Brabham BT2	26.736	26.736	25:56.872	2:10.710	11
3	54	James HAGAN	Lotus 18	27.088	0.352	25:57.224	2:10.939	11
4	21	Dan COLLINS	Lotus 21 933	1:15.415	48.327	26:45.551	2:14.045	2
5	51	Jean De MESTRAL	Cooper T51	-- 10 laps --		25:57.870	2:28.056	9

10b

Pos	Nbr	Name	Car	Gap	Diff	Total time	Fastest	In
1	128	Geoff UNDERWOOD	Cooper-Alfa T56/59	-- 11 laps --		25:38.356	2:08.403	11

11

Pos	Nbr	Name	Car	Gap	Diff	Total time	Fastest	In
1	50	Philipp BUHOFER	BRM P261-2	-- 11 laps --		25:25.474	2:05.990	8
2	23	Charles McCABE	BRM P578-3	1:21.257	1:21.257	26:46.731	2:19.799	10
3	1	John ROMANO	Brabham BT11	-- 10 laps --		25:27.162	2:23.437	10

12

Pos	Nbr	Name	Car	Gap	Diff	Total time	Fastest	In
1	53	Justin MAEERS	Cooper T53	-- 11 laps --		25:02.993	2:02.622	11
2	76	Tim CHILD	Brabham BT3/4	2.028	2.028	25:05.021	2:02.282	11
3	17	Michael GANS	Cooper T79	5.638	3.610	25:08.631	2:02.219	11
4	63	Michel KUIPER	Brabham BT4	17.450	11.812	25:20.443	2:05.174	2
5	2	Rod JOLLEY	Cooper T53	31.171	13.721	25:34.164	2:06.289	2
6	6	John EMERY	Brabham BT4	-- 10 laps --		25:25.507	2:23.610	10
7	7	Nick TOPLISS	Cooper T53 Low Line	-- 1 laps --		2:18.919		

6

Pos	Nbr	Name	Car	Gap	Diff	Total time	Fastest	In
1	248	Klaus LEHR	Maserati 250F CM5	-- 11 laps --		26:36.024	2:18.038	7
2	123	Simon HOPE	Maserati 250F CM4	46.449	46.449	27:22.473	2:21.244	8
3	4	Stephan RETTENMAIER	Maserati 250F 2507	-- 10 laps --		26:58.684	2:36.556	9

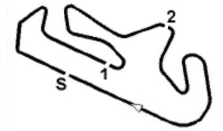
Fastest time : 2:02.219 in lap 11 by nbr. 17 : Michael GANS(Michael GANS) (Cooper T79)

Publication-time

 Results: <https://livetiming.raceresults.nu/autodromodoalgarve>

Timekeeping by :

--	--	--


ALGARVE CLASSIC FESTIVAL 2023

HGPCA

26 - 29 October 2023

Final result per class Race 1 - 25min.

Autodromo Internacional Algarve - 4652mtr.

7a

Pos	Nbr	Name	Car	Gap	Diff	Total time	Fastest	In
1	35	Joaquin Folch- RUSINOL	Lotus 16 365	-- 11 laps --		25:39.778	2:08.426	10
2	16	Max Smith- HILIARD	Lotus 16 362-2	0.866	0.866	25:40.644	2:08.358	9

7b

Pos	Nbr	Name	Car	Gap	Diff	Total time	Fastest	In
1	12	Rudi FRIEDRICHS	Cooper T53	-- 11 laps --		25:04.503	2:02.313	11
2	87	Tony LEES	Cooper T53					

7c

Pos	Nbr	Name	Car	Gap	Diff	Total time	Fastest	In
1	92	Stephen BANHAM	Cooper T45	-- 10 laps --		25:32.078	2:26.147	9
2	45	Hans CIERS	Cooper T45	32.793	32.793	26:04.871	2:29.297	8

9

Pos	Nbr	Name	Car	Gap	Diff	Total time	Fastest	In
1	3	Barry CANNELL	Cooper T51	-- 2 laps --		4:43.415	2:15.827	2

Inv

Pos	Nbr	Name	Car	Gap	Diff	Total time	Fastest	In
1	27	Chris LOCKE	Lotus 27	-- 11 laps --		26:50.889	2:14.276	11

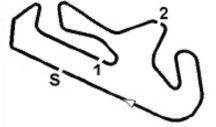
Fastest time : 2:02.219 in lap 11 by nbr. 17 : Michael GANS(Michael GANS) (Cooper T79)

Publication-time

 Results: <https://livetiming.raceresults.nu/autodromodoalgarve>

Timekeeping by :

--	--	--



ALGARVE CLASSIC FESTIVAL 2023

26 - 29 October 2023

HGPCA

Autodromo Inter nacional Algarve - 4652mtr.

Final starting grid Race 2 - 25min.

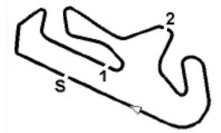
Start Time : 14:00 - Heat Duration : 25 Minutes

Pos	Nbr	Name	time	Pos	Nbr	Name	time
-----	-----	------	------	-----	-----	------	------

----- STARTLINE ----- PoTe Right -----

2	12	Rudi FRIEDRICHS	Row 1	1	53	Justin MAEERS
4	63	Michel KUIPER	Row 2	3	76	Tim CHILD
6	99	Mark SHAW	Row 3	5	50	Philipp BUHOFER
8	128	Geoff UNDERWOOD	Row 4	7	2	Rod JOLLEY
10	16	Max Smith- HILIARD	Row 5	9	35	Joaquin Folch- RUSINOL
12	54	James HAGAN	Row 6	11	80	Philippe BONNY
14	21	Dan COLLI NS	Row 7	13	248	Klaus LEHR
16	27	Chris LOCKE	Row 8	15	23	Charles McCABE
18	6	John EMERY	Row 9	17	123	Simon HOPE
20	92	Stephen BANHAM	Row 10	19	1	John ROMANO
22	4	Stephan RETTENMAIER	Row 11	21	51	Jean De MESTRAL
			Row 12	23	87	Tony LEES

Results: https://livetiming.raceresults.nu/autodromodalgarve		Timekeeping by :	Publication-time
Page 1 of 1			



ALGARVE CLASSIC FESTIVAL 2023

HGPCA
Final result Race 2 - 25min.

26 - 29 October 2023
Autodromo Internacional Algarve - 4652mtr.

Pos	Nbr	Name	Car	Cls	PIC	Gap	Total time	Fastest	In	Avg. Speed
1	12	Rudi FRIEDRICHS	Cooper T53	7b	1	-- 11 laps --	26:40.567	2:17.866	11	115.11
2	53	Justin MAEERS	Cooper T53	12	1	0.011	26:40.578	2:17.183	11	115.11
3	76	Tim CHILD	Brabham BT3/4	12	2	0.471	26:41.038	2:17.382	11	115.08
4	2	Rod JOLLEY	Cooper T53	12	3	5.537	26:46.104	2:18.654	11	114.72
5	63	Michel KUIPER	Brabham BT4	12	4	6.192	26:46.759	2:18.592	11	114.67
6	99	Mark SHAW	Lotus 21 937	10a	1	22.139	27:02.706	2:24.893	10	113.54
7	16	Max Smith- HILIARD	Lotus 16 362-2	7a	1	40.202	27:20.769	2:22.573	11	112.29
8	35	Joaquin Folch- RUSINOL	Lotus 16 365	7a	2	50.852	27:31.419	2:23.386	9	111.57
9	128	Geoff UNDERWOOD	Cooper-Alfa T56/59	10b	1	1:08.349	27:48.916	2:23.736	10	110.40
10	80	Philippe BONNY	Brabham BT2	10a	2	1:08.673	27:49.240	2:24.537	10	110.38
11	87	Tony LEES	Cooper T53	7b	2	1:48.684	28:29.251	2:28.695	11	107.79
12	248	Klaus LEHR	Maserati 250F CM5	6	1	1:48.984	28:29.551	2:28.024	11	107.77
13	21	Dan COLLINS	Lotus 21 933	10a	3	1:50.330	28:30.897	2:28.676	11	107.69
14	123	Simon HOPE	Maserati 250F CM4	6	2	2:06.293	28:46.860	2:31.231	8	106.69
15	54	James HAGAN	Lotus 18	10a	4	2:13.477	28:54.044	2:28.905	10	106.25
16	27	Chris LOCKE	Lotus 27	Inv	1	2:15.050	28:55.617	2:28.937	10	106.16
17	23	Charles McCABE	BRM P578-3	11	1	-- 10 laps --	26:45.509	2:36.621	7	93.89
18	51	Jean De MESTRAL	Cooper T51	10a	5	1:01.529	27:47.039	2:38.364	9	100.47
19	1	John ROMANO	Brabham BT11	11	2	1:01.966	27:47.476	2:37.970	9	100.45
20	92	Stephen BANHAM	Cooper T45	7c	1	2:25.048	29:10.558	2:51.181	3	95.68

Fastest time : 2:17.183 in lap 11 by nbr. 53 : Justin MAEERS(Justin MAEERS) (Cooper T53)

Publication-time

Results: <https://livetiming.raceresults.nu/autodromodoalgarve>

Timekeeping by :

--	--	--


ALGARVE CLASSIC FESTIVAL 2023

HGPCA

26 - 29 October 2023

Final result per class Race 2 - 25min.

Autodromo Internacional Algarve - 4652mtr.

10a

Pos	Nbr	Name	Car	Gap	Diff	Total time	Fastest	In
1	99	Mark SHAW	Lotus 21 937	-- 11 laps --		27:02.706	2:24.893	10
2	80	Philippe BONNY	Brabham BT2	46.534	46.534	27:49.240	2:24.537	10
3	21	Dan COLLINS	Lotus 21 933	1:28.191	41.657	28:30.897	2:28.676	11
4	54	James HAGAN	Lotus 18	1:51.338	23.147	28:54.044	2:28.905	10
5	51	Jean De MESTRAL	Cooper T51	-- 10 laps --		27:47.039	2:38.364	9

10b

Pos	Nbr	Name	Car	Gap	Diff	Total time	Fastest	In
1	128	Geoff UNDERWOOD	Cooper-Alfa T56/59	-- 11 laps --		27:48.916	2:23.736	10

11

Pos	Nbr	Name	Car	Gap	Diff	Total time	Fastest	In
1	23	Charles McCABE	BRM P578-3	-- 10 laps --	1:21.088	26:45.509	2:36.621	7
2	1	John ROMANO	Brabham BT11	1:01.966	1:01.966	27:47.476	2:37.970	9

12

Pos	Nbr	Name	Car	Gap	Diff	Total time	Fastest	In
1	53	Justin MAEERS	Cooper T53	-- 11 laps --		26:40.578	2:17.183	11
2	76	Tim CHILD	Brabham BT3/4	0.460	0.460	26:41.038	2:17.382	11
3	2	Rod JOLLEY	Cooper T53	5.526	5.066	26:46.104	2:18.654	11
4	63	Michel KUIPER	Brabham BT4	6.181	0.655	26:46.759	2:18.592	11

6

Pos	Nbr	Name	Car	Gap	Diff	Total time	Fastest	In
1	248	Klaus LEHR	Maserati 250F CM5	-- 11 laps --		28:29.551	2:28.024	11
2	123	Simon HOPE	Maserati 250F CM4	17.309	17.309	28:46.860	2:31.231	8

7a

Pos	Nbr	Name	Car	Gap	Diff	Total time	Fastest	In
1	16	Max Smith- HILIARD	Lotus 16 362-2	-- 11 laps --		27:20.769	2:22.573	11
2	35	Joaquin Folch- RUSINOL	Lotus 16 365	10.650	10.650	27:31.419	2:23.386	9

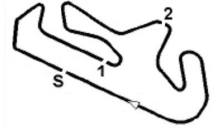
Fastest time : 2:17.183 in lap 11 by nbr. 53 : Justin MAEERS(Justin MAEERS) (Cooper T53)

Publication-time

 Results: <https://livetiming.raceresults.nu/autodromodoalgarve>

Timekeeping by :

--	--	--


ALGARVE CLASSIC FESTIVAL 2023

HGPCA

26 - 29 October 2023

Final result per class Race 2 - 25min.

Autodromo Internacional Algarve - 4652mtr.

7b

Pos	Nbr	Name	Car	Gap	Diff	Total time	Fastest	In
1	12	Rudi FRIEDRICHS	Cooper T53	-- 11 laps --		26:40.567	2:17.866	11
2	87	Tony LEES	Cooper T53	1:48.684	1:48.684	28:29.251	2:28.695	11

7c

Pos	Nbr	Name	Car	Gap	Diff	Total time	Fastest	In
1	92	Stephen BANHAM	Cooper T45	-- 10 laps --		29:10.558	2:51.181	3

Inv

Pos	Nbr	Name	Car	Gap	Diff	Total time	Fastest	In
1	27	Chris LOCKE	Lotus 27	-- 11 laps --		28:55.617	2:28.937	10

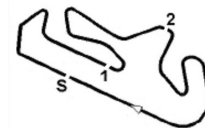
Fastest time : 2:17.183 in lap 11 by nbr. 53 : Justin MAEERS(Justin MAEERS) (Cooper T53)

Publication-time

 Results: <https://livetiming.raceresults.nu/autodromodoalgarve>

Timekeeping by :

--	--	--



ALGARVE CLASSIC FESTIVAL 2023

HGPCA

Laptimes - Race 2 - 25min.

26 - 29 October 2023

Autodromo Internacional Algarve - 4652mtr.

Nbr	Name	Laps	lap	Lap ..1	Lap ..2	Lap ..3	Lap ..4	Lap ..5	Lap ..6	Lap ..7	Lap ..8	Lap ..9	Lap ..0
12	Rudi FRIEDRICHS	11	1 - 10	2:35.556	2:30.767	2:27.723	2:26.952	2:26.187	2:25.189	2:22.426	2:23.443	2:22.814	2:19.272
			11 - 20	2:17.866									
53	Justin MAEERS	11	1 - 10	2:36.356	2:31.076	2:27.999	2:27.042	2:26.059	2:23.920	2:21.669	2:24.337	2:23.465	2:19.470
			11 - 20	2:17.183									
76	Tim CHILD	11	1 - 10	2:36.465	2:31.429	2:27.937	2:26.520	2:25.628	2:25.694	2:23.845	2:23.408	2:21.521	2:18.673
			11 - 20	2:17.382									
2	Rod JOLLEY	11	1 - 10	2:37.738	2:32.594	2:27.478	2:25.624	2:24.480	2:25.106	2:24.103	2:23.631	2:21.806	2:20.795
			11 - 20	2:18.654									
63	Michel KUIPER	11	1 - 10	2:37.252	2:34.604	2:27.609	2:26.290	2:24.775	2:24.003	2:24.824	2:23.798	2:20.911	2:21.078
			11 - 20	2:18.592									
99	Mark SHAW	11	1 - 10	2:37.166	2:31.191	2:27.291	2:25.636	2:26.111	2:25.074	2:25.374	2:25.912	2:25.539	2:24.893
			11 - 20	2:25.054									
16	Max Smith- HILIARD	11	1 - 10	2:44.118	2:33.085	2:32.102	2:29.686	2:29.244	2:26.958	2:25.362	2:25.285	2:23.542	2:24.088
			11 - 20	2:22.573									
35	Joaquin Folch- RUSINOL	11	1 - 10	2:45.031	2:33.303	2:31.369	2:30.628	2:28.398	2:27.167	2:26.508	2:24.217	2:23.386	2:23.401
			11 - 20	2:33.175									
128	Geoff UNDERWOOD	11	1 - 10	2:47.012	2:37.895	2:34.935	2:32.673	2:31.369	2:30.611	2:29.771	2:26.366	2:25.963	2:23.736
			11 - 20	2:24.495									
80	Philippe BONNY	11	1 - 10	2:46.532	2:37.341	2:34.494	2:30.071	2:29.464	2:30.692	2:29.626	2:28.916	2:27.438	2:24.537
			11 - 20	2:25.047									
87	Tony LEES	11	1 - 10	2:49.382	2:38.502	2:35.333	2:36.281	2:33.472	2:34.398	2:33.443	2:30.948	2:30.449	2:29.707
			11 - 20	2:28.695									
248	Klaus LEHR	11	1 - 10	2:47.779	2:39.348	2:37.152	2:37.008	2:34.342	2:35.048	2:33.962	2:31.520	2:30.990	2:28.725
			11 - 20	2:28.024									
21	Dan COLLINS	11	1 - 10	2:46.734	2:38.231	2:37.773	2:37.274	2:33.969	2:35.189	2:33.577	2:31.064	2:31.627	2:30.880
			11 - 20	2:28.676									
123	Simon HOPE	11	1 - 10	2:48.403	2:39.004	2:36.145	2:37.170	2:36.156	2:35.487	2:34.004	2:31.231	2:31.318	2:34.141
			11 - 20	2:37.078									
54	James HAGAN	11	1 - 10	2:41.426	2:53.024	2:49.553	2:37.417	2:35.798	2:34.031	2:33.945	2:33.762	2:30.798	2:28.905
			11 - 20	2:30.255									
27	Chris LOCKE	11	1 - 10	2:51.293	2:45.708	2:43.878	2:40.137	2:36.386	2:34.166	2:36.066	2:31.611	2:29.835	2:28.937
			11 - 20	2:30.907									
23	Charles McCABE	10	1 - 10	2:39.483	2:41.031	2:38.788	2:39.868	2:39.766	2:40.741	2:36.621	2:36.810	2:37.752	
51	Jean De MESTRAL	10	1 - 10	2:59.609	2:55.035	2:49.902	2:46.647	2:44.651	2:42.725	2:43.694	2:38.938	2:38.364	2:39.042
1	John ROMANO	10	1 - 10	2:54.588	2:50.746	2:50.833	2:51.609	2:46.390	2:43.488	2:45.714	2:39.871	2:37.970	2:38.727
92	Stephen BANHAM	10	1 - 10	2:59.922	2:57.372	2:51.181	2:55.331	2:55.500	2:53.471	2:52.986	2:51.804	2:52.292	2:53.237



ALGARVE CLASSIC FESTIVAL 2023

HGPCA

26 - 29 October 2023

Sector analyse - Race 2 - 25min.

Autodromo Internacional Algarve - 4652mtr.

Pos	Nbr	Name / Team name	Sector 1			Sector 2			Sector 3			theoretical best	Actual best	In
			time	Lap	pos	time	Lap	pos	time	Lap	pos			
1	12	Rudi FRIEDRICHS	42.874	11	1	44.030	11	3	50.962	11	5	2:17.866	2:17.866	11
2	53	Justin MAEERS	42.901	11	2	43.921	11	1	50.361	11	3	2:17.183	2:17.183	11
3	76	TimCHILD	42.907	10	3	44.244	11	5	50.010	11	1	2:17.161	2:17.382	11
4	2	RodJOLLEY	44.021	11	4	44.077	11	4	50.556	11	4	2:18.654	2:18.654	11
5	63	Michel KUIPER	44.310	11	6	44.014	11	2	50.268	11	2	2:18.592	2:18.592	11
6	99	Mark SHAW	45.349	8	8	46.412	8	10	52.222	6	9	2:23.983	2:24.893	10
7	16	Max Smith- HILIARD	44.246	11	5	44.916	11	6	52.458	10	10	2:21.620	2:22.573	11
8	35	Joaquin Folch- RUSINOL	45.050	9	7	45.985	9	7	52.045	10	8	2:23.080	2:23.386	9
9	128	Geoff UNDERWOOD	45.385	11	9	46.110	9	8	51.939	10	6	2:23.434	2:23.736	10
10	80	Philippe BONNY	45.775	10	10	46.361	10	9	51.987	11	7	2:24.123	2:24.537	10
11	87	Tony LEES	46.697	10	14	47.416	11	12	54.415	8	15	2:28.528	2:28.695	11
12	248	Klaus LEHR	46.686	10	13	47.196	11	11	53.562	10	12	2:27.444	2:28.024	11
13	21	Dan COLLINS	46.731	11	15	48.464	8	15	53.452	11	11	2:28.647	2:28.676	11
14	123	Simon HOPE	47.587	10	16	48.586	8	16	54.367	8	14	2:30.540	2:31.231	8
15	54	James HAGAN	46.499	10	12	47.781	10	13	54.625	10	16	2:28.905	2:28.905	10
16	27	Chris LOCKE	46.421	10	11	48.014	10	14	53.775	11	13	2:28.210	2:28.937	10
17	23	Charles McCABE											2:36.621	7
18	51	Jean De MESTRAL	49.591	8	17	51.494	10	18	56.815	9	18	2:37.900	2:38.364	9
19	1	John ROMANO	50.024	9	18	51.485	8	17	56.210	9	17	2:37.719	2:37.970	9
20	92	Stephen BANHAM	53.473	5	19	55.165	3	19	1:01.450	3	19	2:50.088	2:51.181	3



ALGARVE CLASSIC FESTIVAL 2023

HGPCA

26 - 29 October 2023

Laps and Sector Times - Race 2 - 25min.

Autodromo Internacional Algarve - 4652mtr.

1 John ROMANO										Brabham BT11									
lap	Sect-1	Speed	Sect-2	Speed	Sect-3	Speed	TopSpeed	laptime	pit	lap	Sect-1	Speed	Sect-2	Speed	Sect-3	Speed	Topspeed	laptime	pit
1	58.396		55.587	75.0	1:00.605	102.0	141.0	2:54.588		6	52.149		52.899	76.8	58.440	162.2	166.2	2:43.488	
2	54.567		54.782	69.9	1:01.397	155.2	154.5	2:50.746		7	50.156		54.568	<u>81.5</u>	1:00.990	<u>163.6</u>	168.2	2:45.714	
3	54.702		55.167	67.6	1:00.964	155.8	153.4	2:50.833		8	50.986		<u>51.485</u>	75.2	57.400	162.9	<u>181.2</u>	2:39.871	
4	54.918		55.100	69.8	1:01.591	157.2	157.0	2:51.609		9	<u>50.024</u>		51.736	77.5	<u>56.210</u>	<u>163.6</u>	179.7	<u>2:37.970</u>	
5	52.830		54.241	73.5	59.319	150.6	163.6	2:46.390		10	50.332		51.661	78.7	56.734	160.7	166.9	2:38.727	

2 Rod JOLLEY										Cooper T53									
lap	Sect-1	Speed	Sect-2	Speed	Sect-3	Speed	TopSpeed	laptime	pit	lap	Sect-1	Speed	Sect-2	Speed	Sect-3	Speed	Topspeed	laptime	pit
1	52.462		50.103	<u>91.8</u>	55.173	105.9	178.2	2:37.738		7	45.468		47.160	89.3	51.475	187.5	208.9	2:24.103	
2	47.789		50.092	80.8	54.713	181.8	192.2	2:32.594		8	44.727		46.417	87.9	52.487	<u>189.5</u>	210.5	2:23.631	
3	46.584		47.541	84.5	53.353	182.7	203.0	2:27.478		9	44.542		45.568	88.7	51.696	187.5	206.1	2:21.806	
4	45.920		46.881	87.5	52.823	183.7	197.4	2:25.624		10	44.504		45.114	85.9	51.177	187.5	<u>224.5</u>	2:20.795	
5	45.176		46.420	87.7	52.884	183.7	218.6	2:24.480		11	<u>44.021</u>		<u>44.077</u>	89.9	<u>50.556</u>	186.5	212.2	<u>2:18.654</u>	
6	45.961		46.912	87.4	52.233	184.6	222.7	2:25.106		12									

12 Rudi FRIEDRICHS										Cooper T53									
lap	Sect-1	Speed	Sect-2	Speed	Sect-3	Speed	TopSpeed	laptime	pit	lap	Sect-1	Speed	Sect-2	Speed	Sect-3	Speed	Topspeed	laptime	pit
1	50.890		49.300	81.2	55.366	103.2	173.9	2:35.556		7	44.616		45.198	91.1	52.612	187.5	216.4	2:22.426	
2	46.524		48.530	81.2	55.713	183.7	203.4	2:30.767		8	44.252		46.367	87.5	52.824	186.5	209.7	2:23.443	
3	45.916		47.759	84.0	54.048	182.7	203.8	2:27.723		9	44.827		45.684	93.5	52.303	184.6	206.1	2:22.814	
4	45.293		47.023	84.3	54.636	184.6	211.8	2:26.952		10	43.250		44.750	89.5	51.272	<u>190.5</u>	<u>223.6</u>	2:19.272	
5	44.997		47.099	82.2	54.091	184.6	201.5	2:26.187		11	<u>42.874</u>		<u>44.030</u>	<u>96.3</u>	<u>50.962</u>	188.5	219.1	<u>2:17.866</u>	
6	44.957		46.753	85.1	53.479	186.5	210.1	2:25.189		12									

16 Max Smith- HILIARD										Lotus 16 362-2									
lap	Sect-1	Speed	Sect-2	Speed	Sect-3	Speed	TopSpeed	laptime	pit	lap	Sect-1	Speed	Sect-2	Speed	Sect-3	Speed	Topspeed	laptime	pit
1	54.839		52.515	78.5	56.764	100.3	166.4	2:44.118		7	45.892		46.402	77.8	53.068	160.7	206.5	2:25.362	
2	47.362		49.763	80.8	55.960	161.4	201.5	2:33.085		8	45.722		46.775	83.1	52.788	166.7	201.1	2:25.285	
3	47.603		49.636	79.3	54.863	165.1	203.4	2:32.102		9	44.864		45.796	80.7	52.882	170.6	201.5	2:23.542	
4	47.248		47.694	79.1	54.744	160.7	212.6	2:29.686		10	45.236		46.394	80.3	<u>52.458</u>	169.0	200.7	2:24.088	
5	46.816		48.165	76.8	54.263	164.4	196.0	2:29.244		11	<u>44.246</u>		<u>44.916</u>	<u>84.4</u>	53.411	<u>173.1</u>	<u>221.3</u>	<u>2:22.573</u>	
6	46.248		47.249	81.5	53.461	160.7	202.6	2:26.958		12									

21 Dan COLLINS										Lotus 21 933									
lap	Sect-1	Speed	Sect-2	Speed	Sect-3	Speed	TopSpeed	laptime	pit	lap	Sect-1	Speed	Sect-2	Speed	Sect-3	Speed	Topspeed	laptime	pit
1	55.909		52.693	82.9	58.132	101.4	157.2	2:46.734		7	48.041		49.842	84.7	55.694	167.4	192.2	2:33.577	
2	50.304		51.132	81.0	56.795	160.0	174.8	2:38.231		8	47.690		<u>48.464</u>	<u>95.1</u>	54.910	165.1	<u>209.7</u>	2:31.064	
3	50.025		50.832	83.3	56.916	162.9	183.4	2:37.773		9	48.713		48.468	74.9	54.446	165.1	198.5	2:31.627	
4	49.535		51.187	78.2	56.552	162.9	188.8	2:37.274		10	47.841		49.296	80.5	53.743	165.9	203.8	2:30.880	
5	48.933		49.773	81.8	55.263	165.9	192.9	2:33.969		11	<u>46.731</u>		48.493	78.4	<u>53.452</u>	169.0	206.5	<u>2:28.676</u>	
6	48.307		50.943	80.4	55.939	165.1	191.8	2:35.189		12									

23 Charles McCABE										BRM P578-3									
lap	Sect-1	Speed	Sect-2	Speed	Sect-3	Speed	TopSpeed	laptime	pit	lap	Sect-1	Speed	Sect-2	Speed	Sect-3	Speed	Topspeed	laptime	pit
1								2:39.483		6								2:40.741	
2								2:41.031		7								<u>2:36.621</u>	



ALGARVE CLASSIC FESTIVAL 2023

HGPCA

26 - 29 October 2023

Laps and Sector Times - Race 2 - 25min.

Autodromo Internacional Algarve - 4652mtr.

3				2:38.788	8			2:36.810
4				2:39.868	9			2:37.752
5				2:39.766	10			

27 Chris LOCKE									Lotus 27										
lap	Sect-1	Speed	Sect-2	Speed	Sect-3	Speed	TopSpeed	laptime	pit	lap	Sect-1	Speed	Sect-2	Speed	Sect-3	Speed	Topspeed	laptime	pit
1	57.810		53.801	75.4	59.682	96.3	149.6	2:51.293		7	48.007		50.998	77.6	57.061	169.0	195.3	2:36.066	
2	52.483		53.019	70.1	1:00.206	149.4	161.4	2:45.708		8	47.090		49.323	77.6	55.198	166.7	193.5	2:31.611	
3	53.938		51.898	75.8	58.042	154.5	161.0	2:43.878		9	46.427		48.611	85.9	54.797	168.2	200.7	2:29.835	
4	49.208		53.475	79.2	57.454	163.6	176.5	2:40.137		10	<u>46.421</u>		<u>48.014</u>	<u>86.8</u>	54.502	168.2	<u>204.5</u>	<u>2:28.937</u>	
5	48.779		50.672	79.8	56.935	165.1	182.4	2:36.386		11	47.627		49.505	83.2	<u>53.775</u>	<u>169.8</u>	198.2	2:30.907	
6	48.152		49.724	83.9	56.290	166.7	184.3	2:34.166		12									

35 Joaquin Folch- RUSINOL									Lotus 16 365										
lap	Sect-1	Speed	Sect-2	Speed	Sect-3	Speed	TopSpeed	laptime	pit	lap	Sect-1	Speed	Sect-2	Speed	Sect-3	Speed	Topspeed	laptime	pit
1	56.292		51.699	85.2	57.040	88.7	155.2	2:45.031		7	45.994		46.696	83.2	53.818	169.8	210.5	2:26.508	
2	48.170		49.358	82.5	55.775	167.4	189.5	2:33.303		8	45.243		46.175	79.2	52.799	173.9	195.3	2:24.217	
3	47.599		48.989	74.9	54.781	173.9	189.1	2:31.369		9	<u>45.050</u>		<u>45.985</u>	85.5	52.351	175.6	201.5	<u>2:23.386</u>	
4	47.603		48.294	81.3	54.731	171.4	204.5	2:30.628		10	45.255		46.101	<u>88.5</u>	<u>52.045</u>	177.3	<u>214.3</u>	2:23.401	
5	46.403		47.629	78.3	54.366	170.6	199.3	2:28.398		11	45.151		52.742	85.0	55.282	<u>186.5</u>	201.9	2:33.175	
6	46.507		47.003	80.2	53.657	171.4	202.2	2:27.167		12									

51 Jean De MESTRAL									Cooper T51										
lap	Sect-1	Speed	Sect-2	Speed	Sect-3	Speed	TopSpeed	laptime	pit	lap	Sect-1	Speed	Sect-2	Speed	Sect-3	Speed	Topspeed	laptime	pit
1	1:00.716		55.690	74.5	1:03.203	97.8	137.8	2:59.609		6	50.045		53.432	75.5	59.248	149.4	192.2	2:42.725	
2	54.809		56.326	70.7	1:03.900	145.2	179.1	2:55.035		7	50.757		52.601	<u>84.4</u>	1:00.336	150.0	191.8	2:43.694	
3	53.713		55.021	74.8	1:01.168	145.7	187.8	2:49.902		8	<u>49.591</u>		51.495	79.1	57.852	147.5	189.5	2:38.938	
4	51.551		53.751	77.9	1:01.345	150.6	191.8	2:46.647		9	49.666		51.883	82.5	<u>56.815</u>	<u>153.8</u>	<u>193.5</u>	<u>2:38.364</u>	
5	51.502		53.057	76.2	1:00.092	148.1	188.5	2:44.651		10	50.031		<u>51.494</u>	78.5	57.517	150.0	192.2	2:39.042	

53 Justin MAEERS									Cooper T53										
lap	Sect-1	Speed	Sect-2	Speed	Sect-3	Speed	TopSpeed	laptime	pit	lap	Sect-1	Speed	Sect-2	Speed	Sect-3	Speed	Topspeed	laptime	pit
1	50.870		49.119	74.4	56.367	111.5	176.5	2:36.356		7	43.853		45.631	85.3	52.185	189.5	<u>237.9</u>	2:21.669	
2	47.074		49.009	77.0	54.993	181.8	203.4	2:31.076		8	44.581		46.678	80.7	53.078	190.5	219.5	2:24.337	
3	45.916		48.123	77.9	53.960	184.6	213.0	2:27.999		9	44.156		46.406	86.0	52.903	188.5	210.1	2:23.465	
4	45.708		47.324	85.6	54.010	187.5	210.5	2:27.042		10	43.215		45.348	89.0	50.907	194.6	217.7	2:19.470	
5	45.070		47.545	81.2	53.444	189.5	206.9	2:26.059		11	<u>42.901</u>		<u>43.921</u>	<u>92.9</u>	<u>50.361</u>	193.5	235.3	<u>2:17.183</u>	
6	44.840		46.623	82.8	52.457	191.5	226.4	2:23.920		12									

54 James HAGAN									Lotus 18										
lap	Sect-1	Speed	Sect-2	Speed	Sect-3	Speed	TopSpeed	laptime	pit	lap	Sect-1	Speed	Sect-2	Speed	Sect-3	Speed	Topspeed	laptime	pit
1	54.085		50.546	88.8	56.795	99.2	174.8	2:41.426		7	47.903		49.943	88.2	56.099	<u>167.4</u>	205.7	2:33.945	
2	50.007		51.703	87.1	1:11.314	163.6	200.7	2:53.024		8	47.496		49.811	90.9	56.455	163.6	201.5	2:33.762	
3	59.250		52.166	74.7	58.137	138.5	194.6	2:49.553		9	47.395		48.382	91.8	55.021	161.4	204.5	2:30.798	
4	48.678		51.409	86.7	57.330	160.0	195.3	2:37.417		10	<u>46.499</u>		<u>47.781</u>	95.7	<u>54.625</u>	165.9	<u>208.5</u>	<u>2:28.905</u>	
5	48.659		49.684	90.8	57.455	162.9	194.2	2:35.798		11	47.147		48.431	<u>99.4</u>	54.677	164.4	206.1	2:30.255	
6	48.677		49.744	93.0	55.610	162.2	200.0	2:34.031		12									



ALGARVE CLASSIC FESTIVAL 2023

HGPCA

26 - 29 October 2023

Laps and Sector Times - Race 2 - 25min.

Autodromo Internacional Algarve - 4652mtr.

63 Michel KUIPER									Brabham BT4										
lap	Sect-1	Speed	Sect-2	Speed	Sect-3	Speed	TopSpeed	laptime	pit	lap	Sect-1	Speed	Sect-2	Speed	Sect-3	Speed	Topspeed	laptime	pit
1	52.890		49.406	87.9	54.956	106.8	163.4	2:37.252		7	45.946		47.466	84.8	51.412	183.7	204.5	2:24.824	
2	48.711		51.253	85.6	54.640	179.1	176.8	2:34.604		8	45.117		46.174	88.5	52.507	184.6	203.0	2:23.798	
3	47.085		47.255	88.1	53.269	180.0	197.8	2:27.609		9	44.350		45.658	88.2	50.903	187.5	211.8	2:20.911	
4	46.616		46.973	92.0	52.701	185.6	197.8	2:26.290		10	44.741		45.014	90.5	51.323	186.5	210.1	2:21.078	
5	46.111		46.130	<u>93.0</u>	52.534	184.6	202.6	2:24.775		11	<u>44.310</u>		<u>44.014</u>	91.4	<u>50.268</u>	183.7	<u>216.9</u>	<u>2:18.592</u>	
6	45.428		46.382	85.4	52.193	186.5	212.2	2:24.003		12									

76 Tim CHILD									Brabham BT3/4										
lap	Sect-1	Speed	Sect-2	Speed	Sect-3	Speed	TopSpeed	laptime	pit	lap	Sect-1	Speed	Sect-2	Speed	Sect-3	Speed	Topspeed	laptime	pit
1	52.266		50.113	88.2	54.086	107.5	163.6	2:36.465		7	45.318		46.609	91.6	51.918	191.5	213.0	2:23.845	
2	47.553		49.219	83.4	54.657	187.5	199.6	2:31.429		8	44.230		46.776	86.9	52.402	189.5	<u>225.0</u>	2:23.408	
3	46.872		47.670	85.2	53.395	185.6	208.5	2:27.937		9	44.382		45.512	92.6	51.627	190.5	224.5	2:21.521	
4	45.665		47.328	84.5	53.527	193.5	212.2	2:26.520		10	<u>42.907</u>		45.011	88.7	50.755	195.7	219.1	2:18.673	
5	46.056		46.546	85.9	53.026	187.5	202.6	2:25.628		11	43.128		<u>44.244</u>	<u>94.2</u>	<u>50.010</u>	<u>197.8</u>	219.5	<u>2:17.382</u>	
6	45.831		46.981	90.1	52.882	189.5	204.5	2:25.694		12									

80 Philippe BONNY									Brabham BT2										
lap	Sect-1	Speed	Sect-2	Speed	Sect-3	Speed	TopSpeed	laptime	pit	lap	Sect-1	Speed	Sect-2	Speed	Sect-3	Speed	Topspeed	laptime	pit
1	54.118		52.350	81.6	1:00.064	87.8	168.8	2:46.532		7	45.996		48.617	76.8	55.013	170.6	213.4	2:29.626	
2	49.192		50.126	84.4	58.023	155.8	186.5	2:37.341		8	46.150		47.759	81.0	55.007	170.6	214.7	2:28.916	
3	47.967		49.530	84.2	56.997	158.6	200.4	2:34.494		9	46.605		47.796	79.5	53.037	159.3	213.4	2:27.438	
4	46.266		48.542	79.9	55.263	163.6	208.9	2:30.071		10	<u>45.775</u>		<u>46.361</u>	<u>87.6</u>	52.401	159.3	209.3	<u>2:24.537</u>	
5	46.755		48.122	78.8	54.587	165.9	208.5	2:29.464		11	45.871		47.189	85.9	<u>51.987</u>	171.4	<u>217.3</u>	2:25.047	
6	46.843		48.744	82.4	55.105	164.4	213.4	2:30.692		12									

87 Tony LEES									Cooper T53										
lap	Sect-1	Speed	Sect-2	Speed	Sect-3	Speed	TopSpeed	laptime	pit	lap	Sect-1	Speed	Sect-2	Speed	Sect-3	Speed	Topspeed	laptime	pit
1	57.203		53.203	75.5	58.976	102.6	153.0	2:49.382		7	47.692		49.739	79.9	56.012	182.7	187.5	2:33.443	
2	51.043		51.046	72.9	56.413	169.0	173.4	2:38.502		8	47.775		48.758		<u>54.415</u>	184.6	<u>208.1</u>	2:30.948	
3	49.000		49.536	81.8	56.797	175.6	181.5	2:35.333		9	47.062		48.547	79.4	54.840	<u>187.5</u>	195.7	2:30.449	
4	48.050		51.451	76.3	56.780	180.9	190.1	2:36.281		10	<u>46.697</u>		47.847	<u>82.8</u>	55.163	183.7	201.5	2:29.707	
5	48.389		49.543	78.9	55.540	184.6	184.3	2:33.472		11	46.740		<u>47.416</u>	81.4	54.539	173.1	190.8	<u>2:28.695</u>	
6	47.323		50.465	74.3	56.610	186.5	190.8	2:34.398		12									

92 Stephen BANHAM									Cooper T45										
lap	Sect-1	Speed	Sect-2	Speed	Sect-3	Speed	TopSpeed	laptime	pit	lap	Sect-1	Speed	Sect-2	Speed	Sect-3	Speed	Topspeed	laptime	pit
1	59.123		57.013	74.2	1:03.786	96.5	145.7	2:59.922		6	54.873		56.848	67.4	1:01.750	151.3	173.4	2:53.471	
2	55.678		58.364	68.4	1:03.330	151.9	165.6	2:57.372		7	53.748		56.583	69.3	1:02.655	158.6	175.6	2:52.986	
3	54.566		<u>55.165</u>	<u>75.7</u>	<u>1:01.450</u>	157.2	168.2	<u>2:51.181</u>		8	54.573		55.429	69.6	1:01.802	<u>163.6</u>	<u>175.9</u>	2:51.804	
4	55.245		56.967	67.9	1:03.119	160.7	162.4	2:55.331		9	54.171		55.898	71.4	1:02.223	160.0	165.1	2:52.292	
5	<u>53.473</u>		58.434	68.2	1:03.593	157.9	164.1	2:55.500		10	53.880		56.626	70.7	1:02.731	155.8	164.1	2:53.237	

99 Mark SHAW									Lotus 21 937										
lap	Sect-1	Speed	Sect-2	Speed	Sect-3	Speed	TopSpeed	laptime	pit	lap	Sect-1	Speed	Sect-2	Speed	Sect-3	Speed	Topspeed	laptime	pit
1	53.035		49.192	<u>91.4</u>	54.939	107.1	167.7	2:37.166		7	46.026		46.486	90.3	52.862	<u>179.1</u>	206.5	2:25.374	
2	48.576		49.194	84.3	53.421	177.3	181.8	2:31.191		8	<u>45.349</u>		<u>46.412</u>	90.3	54.151	174.8	208.5	2:25.912	



ALGARVE CLASSIC FESTIVAL 2023

HGPCA

26 - 29 October 2023

Laps and Sector Times - Race 2 - 25min.

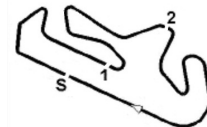
Autodromo Internacional Algarve - 4652mtr.

3	46.834	47.476	83.5	52.981	176.5	192.9	2:27.291	9	45.806	46.676	83.2	53.057	174.8	201.9	2:25.539
4	45.609	46.969	85.2	53.058	178.2	201.9	2:25.636	10	45.633	46.735	85.0	52.525	174.8	205.7	<u>2:24.893</u>
5	46.635	46.623	87.9	52.853	<u>179.1</u>	200.7	2:26.111	11	45.521	46.440	85.0	53.093	176.5	<u>210.5</u>	2:25.054
6	45.833	47.019	88.6	<u>52.222</u>	176.5	208.5	2:25.074	12							

123 Simon HOPE									Maserati 250F CM4										
lap	Sect-1	Speed	Sect-2	Speed	Sect-3	Speed	TopSpeed	laptime	pit	lap	Sect-1	Speed	Sect-2	Speed	Sect-3	Speed	Topspeed	laptime	pit
1	57.187		53.436	76.4	57.780	99.7	149.2	2:48.403		7	48.511		49.957	79.8	55.536	166.7	<u>190.5</u>	2:34.004	
2	50.707		51.792	77.1	56.505	<u>169.8</u>	174.2	2:39.004		8	48.278		<u>48.586</u>	82.6	<u>54.367</u>	164.4	182.4	<u>2:31.231</u>	
3	49.745		50.855	<u>83.0</u>	55.545	167.4	180.0	2:36.145		9	47.938		48.706	82.9	54.674	167.4	187.5	2:31.318	
4	49.664		51.415	76.6	56.091	164.4	174.5	2:37.170		10	<u>47.587</u>		50.150	82.8	56.404	163.6	181.8	2:34.141	
5	50.313		50.341	80.1	55.502	166.7	168.2	2:36.156		11	48.756		51.800	78.6	56.522	159.3	173.1	2:37.078	
6	49.515		50.344	80.9	55.628	162.9	180.9	2:35.487		12									

128 Geoff UNDERWOOD									Cooper-Alfa T56/59										
lap	Sect-1	Speed	Sect-2	Speed	Sect-3	Speed	TopSpeed	laptime	pit	lap	Sect-1	Speed	Sect-2	Speed	Sect-3	Speed	Topspeed	laptime	pit
1	56.394		52.506	73.1	58.112	102.6	150.2	2:47.012		7	47.012		48.128	88.6	54.631	169.8	194.6	2:29.771	
2	50.436		51.195	87.7	56.264	165.1	181.8	2:37.895		8	46.667		46.726	<u>97.5</u>	52.973	165.1	197.1	2:26.366	
3	50.113		49.809	82.6	55.013	165.1	179.4	2:34.935		9	47.297		<u>46.110</u>	93.4	52.556	170.6	184.3	2:25.963	
4	48.233		49.451	77.3	54.989	166.7	190.1	2:32.673		10	45.412		46.385	95.0	<u>51.939</u>	169.8	192.5	<u>2:23.736</u>	
5	48.100		48.706	81.7	54.563	165.9	194.9	2:31.369		11	<u>45.385</u>		46.244	92.5	52.866	<u>175.6</u>	198.9	2:24.495	
6	47.102		49.020	84.2	54.489	166.7	<u>199.3</u>	2:30.611		12									

248 Klaus LEHR									Maserati 250F CM5										
lap	Sect-1	Speed	Sect-2	Speed	Sect-3	Speed	TopSpeed	laptime	pit	lap	Sect-1	Speed	Sect-2	Speed	Sect-3	Speed	Topspeed	laptime	pit
1	57.181		52.746	79.4	57.852	95.2	149.0	2:47.779		7	48.607		49.306	81.6	56.049	<u>173.9</u>	186.2	2:33.962	
2	50.401		51.537	78.7	57.410	169.8	173.4	2:39.348		8	48.097		48.630	84.0	54.793	171.4	181.8	2:31.520	
3	49.462		50.731	81.1	56.959	169.8	180.0	2:37.152		9	47.571		48.525	82.2	54.894	170.6	<u>188.8</u>	2:30.990	
4	49.537		50.697	80.6	56.774	168.2	183.7	2:37.008		10	<u>46.686</u>		48.477	<u>88.6</u>	<u>53.562</u>	171.4	187.5	2:28.725	
5	48.737		50.031	85.2	55.574	173.1	188.2	2:34.342		11	47.121		<u>47.196</u>	88.2	53.707	<u>173.9</u>	188.5	<u>2:28.024</u>	
6	48.682		50.141	77.5	56.225	170.6	177.3	2:35.048		12									



ALGARVE CLASSIC FESTIVAL 2023

HGPCA

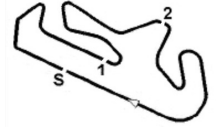
Positions for each lap - Race 2 - 25min.

26 - 29 October 2023

Positions for each lap

Autodromo Internacional Algarve - 4652mtr.

Pos	Nr.	Name	1	2	3	4	5	6	7	8	9	10	11
1	12	Rudi FRIEDRICHS	12	12	12	12	12	53	53	53	12	12	12
2	53	Justin MAEERS	53	53	53	53	76	12	12	12	53	53	53
3	76	Tim CHILD	76	76	76	99	53	99	76	76	76	76	76
4	2	Rod JOLLEY	63	99	99	76	99	76	2	2	2	2	2
5	63	Michel KUIPER	99	2	2	2	2	2	99	63	63	63	63
6	99	Mark SHAW	2	63	63	63	63	63	63	99	99	99	99
7	16	Max Smith- HILIARD	54	16	16	16	16	16	16	16	16	16	16
8	35	Joaquin Folch- RUSINOL	16	35	35	35	35	35	35	35	35	35	35
9	128	Geoff UNDERWOOD	35	80	80	80	80	80	80	80	80	80	128
10	80	Philippe BONNY	128	128	128	128	128	128	128	128	128	128	80
11	87	Tony LEES	80	21	21	21	21	21	21	21	87	87	87
12	248	Klaus LEHR	21	248	248	248	248	87	87	87	21	248	248
13	21	Dan COLLINS	248	123	123	123	87	248	248	248	248	21	21
14	123	Simon HOPE	123	87	87	87	123	123	123	123	123	123	123
15	54	James HAGAN	27	54	27	54	54	54	54	54	54	54	54
16	27	Chris LOCKE	87	27	54	27	27	27	27	27	27	27	27
17	23	Charles McCABE	1	1	1	1	1	1	51	51	51	51	
18	51	Jean De MESTRAL	92	51	51	51	51	51	1	1	1	1	
19	1	John ROMANO	51	92	92	92	92	92	92	92	92	92	
20	92	Stephen BANHAM	23	23	23	23	23	23	23	23	23		



ALGARVE CLASSIC FESTIVAL 2023

Heat name : HGPCA - Race 2 - 25min.
 Heat Date : 29 October 2023
 Track name : Autodromo Internacional Algarve - 4652 mtr.

Participants Started : 20 Participants Classified : 20
 Participants Finished : 20 Participants Not Classified : 10
 Participants Not Finished : 0

Green flag at : 13:59:37 Heat recording start time : 13:38:58
 Finish flag waved at : 14:26:18 Heat recording end time : 14:29:06
 Total time under Green : 26:40 Total of All Laps in Heat : 215
 Number of cautions : 0 Total time under Yellow : 00:00:00
 Number of code-60's : 0 Total time under Code-60 : 00:00:00

Summary of winners per class

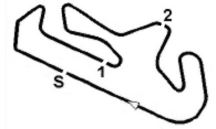
Nbr	Name / Team name	Car	Cls	Fastest Laptime	In	Avg. Speed	Laps	Race Time
12	Rudi FRIEDRICHS	Cooper T53	7b	2:17.866	11	115.11	11	26:40.567
53	Justin MAEERS	Cooper T53	12	2:17.183	11	115.11	11	26:40.578
99	Mark SHAW	Lotus 21 937	10a	2:24.893	10	113.54	11	27:02.706
16	Max Smith- HILIARD	Lotus 16 362-2	7a	2:22.573	11	112.29	11	27:20.769
128	Geoff UNDERWOOD	Cooper-Alfa T56/59	10b	2:23.736	10	110.40	11	27:48.916
248	Klaus LEHR	Maserati 250F CM5	6	2:28.024	11	107.77	11	28:29.551
27	Chris LOCKE	Lotus 27	Inv	2:28.937	10	106.16	11	28:55.617
23	Charles McCABE	BRM P578-3	11	2:36.621	7	93.89	10	26:45.509
92	Stephen BANHAM	Cooper T45	7c	2:51.181	3	95.68	10	29:10.558

Leader history during the Heat

#	Nbr	Lap	to Lap	Name	Car
1	12	1	5	Rudi FRIEDRICHS	Cooper T53
2	53	6	8	Justin MAEERS	Cooper T53
3	12	9	11	Rudi FRIEDRICHS	Cooper T53

Best Lap time history during the Heat

#	Nbr	lap time	in lap	Name	Car	time of day
1	12	2:30.767	2	Rudi FRIEDRICHS	Cooper T53	14:04:46
2	12	2:27.723	3	Rudi FRIEDRICHS	Cooper T53	14:07:13
3	99	2:27.291	3	Mark SHAW	Lotus 21 937	14:07:16
4	12	2:26.952	4	Rudi FRIEDRICHS	Cooper T53	14:09:40
5	99	2:25.636	4	Mark SHAW	Lotus 21 937	14:09:42
6	2	2:25.624	4	Rod JOLLEY	Cooper T53	14:09:44
7	2	2:24.480	5	Rod JOLLEY	Cooper T53	14:12:09
8	53	2:23.920	6	Justin MAEERS	Cooper T53	14:14:31
9	53	2:21.669	7	Justin MAEERS	Cooper T53	14:16:53
10	76	2:21.521	9	Tim CHILD	Brabham BT3/4	14:21:42
11	63	2:20.911	9	Michel KUIPER	Brabham BT4	14:21:44
12	12	2:19.272	10	Rudi FRIEDRICHS	Cooper T53	14:24:00
13	76	2:18.673	10	Tim CHILD	Brabham BT3/4	14:24:01
14	12	2:17.866	11	Rudi FRIEDRICHS	Cooper T53	14:26:18
15	53	2:17.183	11	Justin MAEERS	Cooper T53	14:26:18



ALGARVE CLASSIC FESTIVAL 2023

Summary of best lap times per class

Nbr	Name / Team name	Car	Cls	Fastest Laptime	l n	Speed
80	Philippe BONNY	Brabham BT2	10a	2:24.537	10	115.89
128	Geoff UNDERWOOD	Cooper-Alfa T56/59	10b	2:23.736	10	116.54
23	Charles McCABE	BRM P578-3	11	2:36.621	7	106.95
53	Justin MAEERS	Cooper T53	12	2:17.183	11	122.10
248	Klaus LEHR	Maserati 250F CM5	6	2:28.024	11	113.16
16	Max Smith - HILIARD	Lotus 16 362-2	7a	2:22.573	11	117.49
12	Rudi FRIEDRICHS	Cooper T53	7b	2:17.866	11	121.50
92	Stephen BANHAM	Cooper T45	7c	2:51.181	3	97.85
27	Chris LOCKE	Lotus 27	Inv	2:28.937	10	112.47

Summary of number of laps in the lead

#	Nbr	Name	Car	# Laps in the lead
1	12	Rudi FRIEDRICHS	Cooper T53	8
2	53	Justin MAEERS	Cooper T53	3