

c1

HISTORIC GRAND PRIX CARS ASSOCIATION

Qualifying Practice

PROVISIONAL PRACTICE RESULTS

CONDICIONES ATMOSFERICAS: **Soleado**ESTADO DE LA PISTA: **Seca**

Ord.	#	Piloto	Licencia	Club	Marca	NV	VR	Tiempo	Gap	Intv	VMax
1	12	Rudi FRIEDRICH	GER		Cooper T53	8	3	2:03.321	----	----	209,7
2	99	Mark SHAW	GBR		Lotus 21 937	5	2	2:03.407	0.086	0.086	194,9
3	17	Michael GANS	LUX		Cooper T79	7	3	2:03.703	0.382	0.296	211,3
4	49	Andrew BEAUMONT	GBR		Lotus 18	9	5	2:05.266	1.945	1.563	209,3
5	3	Barry CANNELL	GBR		Brabham	7	7	2:05.307	1.986	0.041	210,5
6	50	Philipp BUHOFER	SWI		BRM P261-2	8	5	2:07.592	4.271	2.285	193,9
7	38	Richard WILSON	GBR		Ferrari 246	7	1	2:07.644	4.323	0.052	193,5
8	16	Max SMITH-HILLIARD	GBR		Lotus 16 363	7	6	2:08.096	4.775	0.452	186,9
9	51	Rod JOLLEY	GBR	Tim Ross	Cooper T43	8	3	2:09.188	5.867	1.092	0,0
10	31	Guillermo FIERRO	ESP		Maserati 250	6	3	2:09.805	6.484	0.617	197,8
11	7	Nick TOPLISS	GBR		Cooper T53	8	3	2:09.832	6.511	0.027	197,8
12	64	Justin MAEERS	GBR		Cooper T51	11	7	2:10.704	7.383	0.872	191,1
13	53	Ben MAEERS	GBR	Justin Maers	Cooper T53	11	4	2:10.759	7.438	0.055	208,9
14	34	John SPIERS	GBR		Maserati 250	7	4	2:10.792	7.471	0.033	192,9
15	44	Klaus BERGS	GER		Lotus 18	11	3	2:13.522	10.201	2.730	176,5
16	87	Tony LEES	GBR		Cooper T53	5	3	2:13.889	10.568	0.367	203,8
17	10	Tom DARK	GBR		Cooper T51	2	2	2:13.959	10.638	0.070	201,5
18	43	Cliff GRAY	GBR		Cooper T43	7	4	2:15.449	12.128	1.490	180,3
19	8	Tony DITHERIDGE	GBR		Cooper T45	7	6	2:15.818	12.497	0.369	187,2
20	19	Paul GRANT	GBR		Cooper Brist	7	3	2:15.918	12.597	0.100	172,5
21	248	Klaus LEHR	GER		Maserati 250	8	7	2:15.926	12.605	0.008	196,0
22	57	Richard SMEETON	GBR		Lola Mk4	8	4	2:16.110	12.789	0.184	187,2
23	42	James WILLIS	GBR		Cooper T45	8	5	2:16.144	12.823	0.034	193,5
24	246	Alex BIRKENSTOCK	GER		Ferrari 246	9	6	2:16.651	13.330	0.507	196,0
25	40	Stephan JÖBSTL	AUT		Cooper Mas	11	3	2:17.065	13.744	0.414	189,5
26	36	Erik STAES	BEL		Cooper Brist	9	6	2:18.787	15.466	1.722	177,3
27	89	Stephen BANHAM	GBR		Cooper T45	10	10	2:28.122	24.801	9.335	170,3
28	6	John EMERY	GBR		Brabham	8	3	2:29.586	26.265	1.464	184,6
29	45	Hans CIERS	BEL		Cooper T45	9	2	2:34.743	31.422	5.157	154,5
30	28	Fritz BURKARD	SWI		Alfa Romeo	6	6	2:38.498	35.177	3.755	154,3
31	511	Katarina KYVALOVA	GER	Fritz Burkhard	Bugatti T51	9	9	2:40.451	37.130	1.953	146,9


Circuito de Jerez, 23 DE OCTUBRE DE 2021

STEWARDS	RACE DIRECTOR	TIMEKEEPER
Hora:	Hora:	RESULTADOS PUBLICADOS A LAS 12:08 HORAS

LiveTiming: live.crono-jerez.com

Pág 1 de 1





c2

HISTORIC GRAND PRIX CARS ASSOCIATION

Qualifying Practice

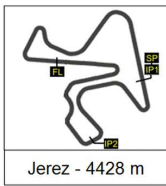
LAP BY LAP

Vuelta	3	6	7	8	10	12	16	17	19	28	31	34
1	2:23.387	2:55.784	2:20.250	2:38.326	2:37.348	2:13.235	2:31.445	2:24.137	2:50.309	2:50.572	2:32.957	2:36.919
2	2:09.261	2:34.511	2:10.145	2:21.217	2:13.959*	2:04.858	2:16.025	2:11.233	2:22.086	2:39.044	2:14.620	2:15.346
3	2:06.116	2:29.586*	2:09.832*	2:17.864		2:03.321*	2:09.168	2:03.703*	2:15.918*	2:43.768	2:09.805*	2:12.178
4	2:08.369	2:29.984	2:13.020	2:15.827		2:04.414	PIT EXIT	2:03.970	2:16.613	2:39.241	2:10.265	2:10.792*
5	2:07.405	2:32.440	2:10.736	2:17.166		2:04.100	2:34.761	2:04.628	2:20.011	2:39.902	2:12.672	PIT EXIT
6	2:08.110	2:32.937	2:13.259	2:15.818*		2:03.954	2:08.096*	2:11.185	2:20.390	2:38.498*	2:11.921	2:27.648
7	2:05.307*	2:34.427	2:11.672	2:20.179		2:04.622	2:19.071	2:16.666	2:22.765			2:14.260
8		2:32.172	2:15.051			2:05.303						

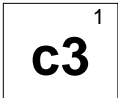
Vuelta	36	38	40	42	43	44	45	49	50	51	53	57
1	2:41.532	2:07.644*	2:23.343	2:35.093	2:34.900	2:26.666	2:49.175	2:19.729	2:19.430	2:19.712	2:31.997	2:41.592
2	2:39.257	2:18.506	2:26.935	2:18.253	2:17.387	2:15.618	2:34.743*	2:06.792	2:08.107	2:10.362	2:13.607	2:19.089
3	2:20.762	2:11.161	2:17.065*	2:18.400	2:15.864	2:13.522*	2:43.866	2:05.662	2:07.999	2:09.188*	2:12.246	2:21.657
4	2:19.518	2:12.879	2:17.981	2:16.624	2:15.449*	2:14.898	2:38.829	2:12.310	2:08.514	2:10.659	2:10.759*	2:16.110*
5	2:19.874	2:17.585	2:19.009	2:16.144*	2:16.907	2:14.396	2:40.813	2:05.266*	2:07.592*	2:09.360	2:12.692	2:16.446
6	2:18.787*	2:11.957	2:20.391	2:17.874	2:20.542	2:18.200	2:40.905	PIT EXIT	2:10.534	2:12.577	2:12.188	2:19.818
7	2:19.698	2:17.349	2:18.449	2:17.080	2:19.139	2:15.473	2:46.467	2:24.115	2:12.644	2:12.044	2:10.999	2:20.441
8	2:24.239		2:22.317	2:17.364		2:21.475	2:36.608	2:16.501	2:10.087	2:12.692	2:16.141	2:26.176
9	2:33.688		2:28.773			2:21.575	2:36.310	2:18.393			2:14.342	
10			2:20.916			2:18.027					2:14.559	
11			2:22.218			2:20.031					2:12.736	

Vuelta	64	87	89	99	246	248	511					
1	2:32.226	2:22.848	2:41.520	2:16.755	2:41.022	2:24.472	2:53.924					
2	2:16.489	2:14.548	2:48.776	2:03.407*	2:25.534	2:17.538	2:43.225					
3	2:12.077	2:13.889*	2:36.486	2:06.242	2:19.571	2:21.312	2:45.983					
4	2:11.311	2:15.019	2:32.434	2:10.745	2:18.289	2:18.320	2:43.241					
5	2:12.138	2:16.013	2:30.881	2:06.432	2:17.547	2:16.586	2:40.507					
6	2:13.333		2:34.075		2:16.651*	2:17.027	2:44.801					
7	2:10.704*		2:34.471		2:17.288	2:15.926*	2:42.564					
8	2:15.077		2:30.425		2:17.301	2:27.458	2:41.297					
9	2:14.399		2:34.339		2:19.180		2:40.451*					
10	2:14.907		2:28.122*									
11	2:13.334											



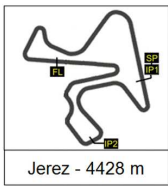


23 - 24 octubre 2021



HISTORIC GRAND PRIX CARS ASSOCIATION Qualifying Practice ANALYSIS

Número	3		6		7		8		10		12		16		
	Vta	Sector	Vuelta	Sector	Vuelta	Sector	Vuelta	Sector	Vuelta	Sector	Vuelta	Sector	Vuelta		
1	IP1	1:00.99	1:00.999	1:13.82	1:13.823	58.430	58.430	1:07.10	1:07.102	1:10.27	1:10.279	56.305	56.305	1:04.37	1:04.379
	IP2	38.677	1:39.676	48.353	2:02.176	37.854	1:36.284	41.927	1:49.029	40.674	1:50.953	35.449	1:31.754	41.216	1:45.595
	FL	43.711	2:23.387	53.608	2:55.784	43.966	2:20.250	49.297	2:38.326	46.395	2:37.348	41.481	2:13.235	45.850	2:31.445
2	IP1	50.422	50.422	59.454	59.454	50.248	50.248	55.455	55.455	50.975	50.975	47.690	47.690	52.402	52.402
	IP2	36.375	1:26.797	44.662	1:44.116	37.240	1:27.488	40.092	1:35.547	39.286	1:30.261	36.310	1:24.000	38.936	1:31.338
	FL	42.464	2:09.261	50.395	2:34.511	42.657	2:10.145	45.670	2:21.217	43.698	2:13.959	40.858	2:04.858	44.687	2:16.025
3	IP1	47.859	47.859	55.922	55.922	50.213	50.213	53.318	53.318			47.174	47.174	49.857	49.857
	IP2	36.429	1:24.288	44.187	1:40.109	36.575	1:26.788	39.078	1:32.396			35.407	1:22.581	36.065	1:25.922
	FL	41.828	2:06.116	49.477	2:29.586	43.044	2:09.832	45.468	2:17.864		-----	40.740	2:03.321	43.246	2:09.168
4	IP1	48.686	48.686	57.051	57.051	51.218	51.218	52.283	52.283			48.154	48.154	49.100	49.100
	IP2	36.396	1:25.082	42.887	1:39.938	36.781	1:27.999	38.326	1:30.609			35.759	1:23.913	36.283	1:25.383
	FL	43.287	2:08.369	50.046	2:29.984	45.021	2:13.020	45.218	2:15.827			40.501	2:04.414	3:42.92	PIT EXIT
5	IP1	49.823	49.823	57.161	57.161	50.085	50.085	52.659	52.659			48.013	48.013	1:06.04	1:06.045
	IP2	35.983	1:25.806	43.467	1:40.628	37.523	1:27.608	39.031	1:31.690			35.520	1:23.533	44.333	1:50.378
	FL	41.599	2:07.405	51.812	2:32.440	43.128	2:10.736	45.476	2:17.166			40.567	2:04.100	44.383	2:34.761
6	IP1	47.417	47.417	58.697	58.697	50.336	50.336	52.494	52.494			47.553	47.553	49.272	49.272
	IP2	37.134	1:24.551	44.087	1:42.784	36.854	1:27.190	38.270	1:30.764			35.885	1:23.438	35.901	1:25.173
	FL	43.559	2:08.110	50.153	2:32.937	46.069	2:13.259	45.054	2:15.818			40.516	2:03.954	42.923	2:08.096
7	IP1	46.857	46.857	59.489	59.489	50.337	50.337	52.966	52.966			47.933	47.933	52.824	52.824
	IP2	35.690	1:22.547	45.515	1:45.004	36.978	1:27.315	38.378	1:31.344			35.790	1:23.723	38.152	1:30.976
	FL	42.760	2:05.307	49.423	2:34.427	44.357	2:11.672	48.835	2:20.179			40.899	2:04.622	48.095	2:19.071
8	IP1	54.009	54.009	57.596	57.596	51.120	51.120	54.040	54.040			47.238	47.238	49.621	49.621
	IP2	40.301	1:34.310	43.684	1:41.280	38.957	1:30.077	39.593	1:33.633			36.501	1:23.739	36.525	1:26.146
	FL		-----	50.892	2:32.172	44.974	2:15.051		-----			41.564	2:05.303		-----
9	IP1			59.693	59.693	52.369	52.369					50.043	50.043		
	IP2			43.351	1:43.044	39.172	1:31.541					38.861	1:28.904		
	FL				-----		-----						-----		
10	IP1														
	IP2														
	FL														
11	IP1														
	IP2														
	FL														

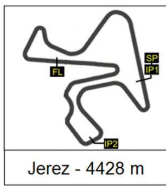


23 - 24 octubre 2021

2
c3

HISTORIC GRAND PRIX CARS ASSOCIATION Qualifying Practice ANALYSIS

Número	17		19		28		31		34		36		38		
	Vta	Sector	Vuelta	Sector	Vuelta	Sector	Vuelta	Sector	Vuelta	Sector	Vuelta	Sector	Vuelta		
1	IP1	1:02.19	1:02.198	1:09.23	1:09.234	1:07.43	1:07.439	1:08.93	1:08.934	1:05.55	1:05.552	1:07.29	1:07.296	48.506	48.506
	IP2	37.763	1:39.961	45.878	1:55.112	48.561	1:56.000	38.453	1:47.387	41.600	1:47.152	41.900	1:49.196	36.321	1:24.827
	FL	44.176	2:24.137	55.197	2:50.309	54.572	2:50.572	45.570	2:32.957	49.767	2:36.919	52.336	2:41.532	42.817	2:07.644
2	IP1	50.592	50.592	55.262	55.262	1:00.34	1:00.343	52.944	52.944	52.846	52.846	58.807	58.807	54.318	54.318
	IP2	36.296	1:26.888	39.158	1:34.420	45.574	1:45.917	38.276	1:31.220	38.183	1:31.029	40.267	1:39.074	39.599	1:33.917
	FL	44.345	2:11.233	47.666	2:22.086	53.127	2:39.044	43.400	2:14.620	44.317	2:15.346	1:00.18	2:39.257	44.589	2:18.506
3	IP1	47.064	47.064	51.906	51.906	1:02.41	1:02.412	50.095	50.095	50.816	50.816	53.776	53.776	48.783	48.783
	IP2	35.309	1:22.373	38.246	1:30.152	46.308	1:48.720	36.876	1:26.971	37.528	1:28.344	39.834	1:33.610	38.769	1:27.552
	FL	41.330	2:03.703	45.766	2:15.918	55.048	2:43.768	42.834	2:09.805	43.834	2:12.178	47.152	2:20.762	43.609	2:11.161
4	IP1	48.018	48.018	52.297	52.297	1:00.53	1:00.530	49.950	49.950	50.110	50.110	53.582	53.582	49.437	49.437
	IP2	35.227	1:23.245	38.346	1:30.643	45.557	1:46.087	37.304	1:27.254	37.434	1:27.544	38.892	1:32.474	37.229	1:26.666
	FL	40.725	2:03.970	45.970	2:16.613	53.154	2:39.241	43.011	2:10.265	43.248	2:10.792	47.044	2:19.518	46.213	2:12.879
5	IP1	47.128	47.128	53.491	53.491	1:02.04	1:02.041	50.999	50.999	51.422	51.422	54.102	54.102	54.649	54.649
	IP2	35.961	1:23.089	38.525	1:32.016	44.018	1:46.059	38.787	1:29.786	38.845	1:30.267	39.162	1:33.264	37.934	1:32.583
	FL	41.539	2:04.628	47.995	2:20.011	53.843	2:39.902	42.886	2:12.672	1:46.59	PIT EXIT	46.610	2:19.874	45.002	2:17.585
6	IP1	47.115	47.115	53.244	53.244	1:00.50	1:00.508	49.870	49.870	1:01.61	1:01.611	53.473	53.473	49.490	49.490
	IP2	34.518	1:21.633	38.407	1:31.651	44.748	1:45.256	36.766	1:26.636	41.190	1:42.801	38.579	1:32.052	37.423	1:26.913
	FL	49.552	2:11.185	48.739	2:20.390	53.242	2:38.498	45.285	2:11.921	44.847	2:27.648	46.735	2:18.787	45.044	2:11.957
7	IP1	53.201	53.201	55.168	55.168	1:03.20	1:03.208	54.264	54.264	51.884	51.884	52.958	52.958	50.581	50.581
	IP2	37.423	1:30.624	38.253	1:33.421	50.357	1:53.565	38.414	1:32.678	38.134	1:30.018	38.956	1:31.914	38.265	1:28.846
	FL	46.042	2:16.666	49.344	2:22.765					44.242	2:14.260	47.784	2:19.698	48.503	2:17.349
8	IP1	56.480	56.480	55.721	55.721					55.392	55.392	55.345	55.345	51.141	51.141
	IP2	39.081	1:35.561	40.998	1:36.719					43.338	1:38.730	40.364	1:35.709	38.187	1:29.328
	FL											48.530	2:24.239		
9	IP1											54.349	54.349		
	IP2											39.284	1:33.633		
	FL											1:00.05	2:33.688		
10	IP1											54.848	54.848		
	IP2											42.032	1:36.880		
	FL														
11	IP1														
	IP2														
	FL														

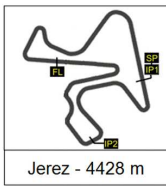


23 - 24 octubre 2021

3
C3

HISTORIC GRAND PRIX CARS ASSOCIATION Qualifying Practice ANALYSIS

Número	40		42		43		44		45		49		50		
	Vta	Sector	Vuelta	Sector	Vuelta	Sector	Vuelta	Sector	Vuelta	Sector	Vuelta	Sector	Vuelta		
1	IP1	58.593	58.593	1:03.88	1:03.889	1:07.53	1:07.537	1:01.72	1:01.725	1:10.34	1:10.345	59.374	59.374	58.770	58.770
	IP2	39.253	1:37.846	44.104	1:47.993	40.843	1:48.380	39.729	1:41.454	46.379	1:56.724	36.889	1:36.263	36.946	1:35.716
	FL	45.497	2:23.343	47.100	2:35.093	46.520	2:34.900	45.212	2:26.666	52.451	2:49.175	43.466	2:19.729	43.714	2:19.430
2	IP1	1:01.74	1:01.740	52.810	52.810	52.732	52.732	51.773	51.773	1:00.04	1:00.044	49.434	49.434	48.781	48.781
	IP2	40.015	1:41.755	40.326	1:33.136	38.956	1:31.688	38.796	1:30.569	44.274	1:44.318	36.273	1:25.707	36.597	1:25.378
	FL	45.180	2:26.935	45.117	2:18.253	45.699	2:17.387	45.049	2:15.618	50.425	2:34.743	41.085	2:06.792	42.729	2:08.107
3	IP1	53.553	53.553	52.735	52.735	51.884	51.884	50.703	50.703	1:03.06	1:03.067	48.345	48.345	48.785	48.785
	IP2	38.903	1:32.456	39.935	1:32.670	38.967	1:30.851	37.734	1:28.437	45.206	1:48.273	35.839	1:24.184	35.865	1:24.650
	FL	44.609	2:17.065	45.730	2:18.400	45.013	2:15.864	45.085	2:13.522	55.593	2:43.866	41.478	2:05.662	43.349	2:07.999
4	IP1	52.991	52.991	51.738	51.738	51.885	51.885	52.099	52.099	1:01.07	1:01.071	50.938	50.938	48.273	48.273
	IP2	39.988	1:32.979	40.072	1:31.810	38.070	1:29.955	37.726	1:29.825	45.699	1:46.770	36.487	1:27.425	36.627	1:24.900
	FL	45.002	2:17.981	44.814	2:16.624	45.494	2:15.449	45.073	2:14.898	52.059	2:38.829	44.885	2:12.310	43.614	2:08.514
5	IP1	53.692	53.692	51.404	51.404	51.811	51.811	51.755	51.755	1:03.74	1:03.749	47.718	47.718	48.169	48.169
	IP2	40.220	1:33.912	38.900	1:30.304	39.151	1:30.962	37.824	1:29.579	44.635	1:48.384	35.729	1:23.447	36.109	1:24.278
	FL	45.097	2:19.009	45.840	2:16.144	45.945	2:16.907	44.817	2:14.396	52.429	2:40.813	41.819	2:05.266	43.314	2:07.592
6	IP1	54.643	54.643	52.100	52.100	53.432	53.432	51.827	51.827	1:02.34	1:02.344	48.230	48.230	49.294	49.294
	IP2	39.783	1:34.426	38.377	1:30.477	39.476	1:32.908	37.864	1:29.691	44.929	1:47.273	36.580	1:24.810	35.923	1:25.217
	FL	45.965	2:20.391	47.397	2:17.874	47.634	2:20.542	48.509	2:18.200	53.632	2:40.905	2:30.37	PIT EXIT	45.317	2:10.534
7	IP1	52.710	52.710	52.277	52.277	53.854	53.854	51.755	51.755	1:02.30	1:02.301	59.561	59.561	51.623	51.623
	IP2	39.495	1:32.205	38.715	1:30.992	38.971	1:32.825	37.615	1:29.370	49.351	1:51.652	38.492	1:38.053	37.317	1:28.940
	FL	46.244	2:18.449	46.088	2:17.080	46.314	2:19.139	46.103	2:15.473	54.815	2:46.467	46.062	2:24.115	43.704	2:12.644
8	IP1	54.331	54.331	52.682	52.682	1:01.00	1:01.004	54.833	54.833	1:00.99	1:00.998	51.899	51.899	48.412	48.412
	IP2	40.799	1:35.130	38.364	1:31.046	45.843	1:46.847	40.069	1:34.902	43.902	1:44.900	38.964	1:30.863	37.137	1:25.549
	FL	47.187	2:22.317	46.318	2:17.364	-----	-----	46.573	2:21.475	51.708	2:36.608	45.638	2:16.501	44.538	2:10.087
9	IP1	57.845	57.845	52.936	52.936	-----	-----	53.911	53.911	1:00.53	1:00.539	54.244	54.244	54.273	54.273
	IP2	42.023	1:39.868	40.223	1:33.159	-----	-----	41.022	1:34.933	44.715	1:45.254	37.310	1:31.554	40.953	1:35.226
	FL	48.905	2:28.773	-----	-----	-----	-----	46.642	2:21.575	51.056	2:36.310	46.839	2:18.393	-----	-----
10	IP1	53.078	53.078	-----	-----	-----	-----	53.335	53.335	-----	-----	50.346	50.346	-----	-----
	IP2	39.825	1:32.903	-----	-----	-----	-----	38.936	1:32.271	-----	-----	37.605	1:27.951	-----	-----
	FL	48.013	2:20.916	-----	-----	-----	-----	45.756	2:18.027	-----	-----	-----	-----	-----	-----
11	IP1	54.609	54.609	-----	-----	-----	-----	54.670	54.670	-----	-----	-----	-----	-----	-----
	IP2	40.869	1:35.478	-----	-----	-----	-----	39.308	1:33.978	-----	-----	-----	-----	-----	-----
	FL	46.740	2:22.218	-----	-----	-----	-----	46.053	2:20.031	-----	-----	-----	-----	-----	-----

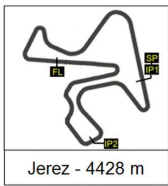


23 - 24 octubre 2021

4
c3

HISTORIC GRAND PRIX CARS ASSOCIATION Qualifying Practice ANALYSIS

Número	51		53		57		64		87		89		99		
	Vta	Sector	Vuelta	Sector	Vuelta	Sector	Vuelta	Sector	Vuelta	Sector	Vuelta	Sector	Vuelta		
1	IP1			1:07.36	1:07.369	1:06.41	1:06.419	1:07.82	1:07.826	58.715	58.715			55.447	55.447
	IP2			39.272	1:46.641	44.951	1:51.370	38.703	1:46.529	39.579	1:38.294			35.927	1:31.374
	FL	2:19.71	2:19.712	45.356	2:31.997	50.222	2:41.592	45.697	2:32.226	44.554	2:22.848	2:41.52	2:41.520	45.381	2:16.755
2	IP1			51.009	51.009	52.652	52.652	53.141	53.141	52.084	52.084			47.257	47.257
	IP2			38.881	1:29.890	40.880	1:33.532	38.941	1:32.082	37.938	1:30.022			34.953	1:22.210
	FL	2:10.36	2:10.362	43.717	2:13.607	45.557	2:19.089	44.407	2:16.489	44.526	2:14.548	2:48.77	2:48.776	41.197	2:03.407
3	IP1			50.712	50.712	53.294	53.294	50.693	50.693	51.737	51.737	1:01.28	1:01.289	46.967	46.967
	IP2			38.455	1:29.167	41.104	1:34.398	37.506	1:28.199	37.903	1:29.640	44.802	1:46.091	34.298	1:21.265
	FL	2:09.18	2:09.188	43.079	2:12.246	47.259	2:21.657	43.878	2:12.077	44.249	2:13.889	50.395	2:36.486	44.977	2:06.242
4	IP1			49.881	49.881	51.806	51.806	50.409	50.409	52.286	52.286	58.071	58.071	51.171	51.171
	IP2			38.086	1:27.967	39.412	1:31.218	37.320	1:27.729	38.157	1:30.443	42.282	1:40.353	36.680	1:27.851
	FL	2:10.65	2:10.659	42.792	2:10.759	44.892	2:16.110	43.582	2:11.311	44.576	2:15.019	52.081	2:32.434	42.894	2:10.745
5	IP1			50.283	50.283	52.003	52.003	50.000	50.000	51.409	51.409	56.974	56.974	47.024	47.024
	IP2			38.247	1:28.530	38.351	1:30.354	37.996	1:27.996	39.657	1:31.066	42.491	1:39.465	34.685	1:21.709
	FL	2:09.36	2:09.360	44.162	2:12.692	46.092	2:16.446	44.142	2:12.138	44.947	2:16.013	51.416	2:30.881	44.723	2:06.432
6	IP1			51.676	51.676	52.580	52.580	52.430	52.430	50.925	50.925	57.867	57.867	46.757	46.757
	IP2			37.580	1:29.256	39.026	1:31.606	37.117	1:29.547	38.806	1:29.731	44.434	1:42.301	34.759	1:21.516
	FL	2:12.57	2:12.577	42.932	2:12.188	48.212	2:19.818	43.786	2:13.333	-----	-----	51.774	2:34.075	-----	-----
7	IP1			49.681	49.681	52.709	52.709	49.289	49.289			58.087	58.087		
	IP2			37.470	1:27.151	39.950	1:32.659	36.912	1:26.201			45.832	1:43.919		
	FL	2:12.04	2:12.044	43.848	2:10.999	47.782	2:20.441	44.503	2:10.704			50.552	2:34.471		
8	IP1			50.885	50.885	57.590	57.590	51.392	51.392			55.908	55.908		
	IP2			40.145	1:31.030	39.930	1:37.520	37.909	1:29.301			43.526	1:39.434		
	FL	2:12.69	2:12.692	45.111	2:16.141	48.656	2:26.176	45.776	2:15.077			50.991	2:30.425		
9	IP1			50.714	50.714	53.658	53.658	51.488	51.488			59.668	59.668		
	IP2			38.659	1:29.373	38.878	1:32.536	37.536	1:29.024			43.385	1:43.053		
	FL		-----	44.969	2:14.342		-----	45.375	2:14.399			51.286	2:34.339		
10	IP1			51.214	51.214			51.080	51.080			56.521	56.521		
	IP2			38.377	1:29.591			38.055	1:29.135			41.070	1:37.591		
	FL			44.968	2:14.559			45.772	2:14.907			50.531	2:28.122		
11	IP1			49.633	49.633			50.949	50.949						
	IP2			38.460	1:28.093			37.652	1:28.601						
	FL			44.643	2:12.736			44.733	2:13.334				-----		

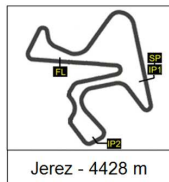


23 - 24 octubre 2021

5
C3

HISTORIC GRAND PRIX CARS ASSOCIATION Qualifying Practice ANALYSIS

Número	246		248		511		0		0		0		0	
Vta	Sector	Vuelta	Sector	Vuelta	Sector	Vuelta	Sector	Vuelta	Sector	Vuelta	Sector	Vuelta	Sector	Vuelta
1	IP1	1:03.45	1:03.457	1:00.59	1:00.590	1:10.12	1:10.127							
	IP2	45.325	1:48.782	39.208	1:39.798	47.511	1:57.638							
	FL	52.240	2:41.022	44.674	2:24.472	56.286	2:53.924							
2	IP1	55.810	55.810	52.675	52.675	1:02.04	1:02.040							
	IP2	41.824	1:37.634	39.262	1:31.937	45.975	1:48.015							
	FL	47.900	2:25.534	45.601	2:17.538	55.210	2:43.225							
3	IP1	53.530	53.530	56.267	56.267	1:03.80	1:03.807							
	IP2	40.543	1:34.073	39.454	1:35.721	45.843	1:49.650							
	FL	45.498	2:19.571	45.591	2:21.312	56.333	2:45.983							
4	IP1	52.114	52.114	53.431	53.431	1:03.07	1:03.073							
	IP2	40.604	1:32.718	39.292	1:32.723	45.846	1:48.919							
	FL	45.571	2:18.289	45.597	2:18.320	54.322	2:43.241							
5	IP1	52.204	52.204	52.396	52.396	1:01.51	1:01.517							
	IP2	40.121	1:32.325	38.949	1:31.345	45.422	1:46.939							
	FL	45.222	2:17.547	45.241	2:16.586	53.568	2:40.507							
6	IP1	52.055	52.055	52.766	52.766	1:01.51	1:01.514							
	IP2	39.151	1:31.206	38.604	1:31.370	45.921	1:47.435							
	FL	45.445	2:16.651	45.657	2:17.027	57.366	2:44.801							
7	IP1	52.254	52.254	51.788	51.788	1:01.00	1:01.008							
	IP2	39.404	1:31.658	38.350	1:30.138	46.322	1:47.330							
	FL	45.630	2:17.288	45.788	2:15.926	55.234	2:42.564							
8	IP1	52.673	52.673	52.784	52.784	1:01.48	1:01.481							
	IP2	39.546	1:32.219	40.283	1:33.067	44.894	1:46.375							
	FL	45.082	2:17.301	54.391	2:27.458	54.922	2:41.297							
9	IP1	52.411	52.411	1:07.74	1:07.748	1:01.77	1:01.778							
	IP2	40.302	1:32.713	50.550	1:58.298	44.875	1:46.653							
	FL	46.467	2:19.180		-----	53.798	2:40.451							
10	IP1	53.821	53.821											
	IP2	40.465	1:34.286											
	FL		-----											
11	IP1													
	IP2													
	FL													




c4

HISTORIC GRAND PRIX CARS ASSOCIATION Qualifying Practice 40 BEST LAPS

Dorsal	Piloto	Nat	Equipo	Maq.	Hora	Vuelta	Tiempo
12	Rudi FRIEDRICH	GER		Cooper T53	10:16:29	3	2:03.321
99	Mark SHAW	GBR		Lotus 21 93	10:14:28	2	2:03.407
17	Michael GANS	LUX		Cooper T79	10:17:37	3	2:03.703
12	Rudi FRIEDRICH	GER		Cooper T53	10:22:41	6	2:03.954
17	Michael GANS	LUX		Cooper T79	10:19:41	4	2:03.970
12	Rudi FRIEDRICH	GER		Cooper T53	10:20:37	5	2:04.100
12	Rudi FRIEDRICH	GER		Cooper T53	10:18:33	4	2:04.414
12	Rudi FRIEDRICH	GER		Cooper T53	10:24:46	7	2:04.622
17	Michael GANS	LUX		Cooper T79	10:21:46	5	2:04.628
12	Rudi FRIEDRICH	GER		Cooper T53	10:14:25	2	2:04.858
49	Andrew BEAUMONT	GBR		Lotus 18	10:21:04	5	2:05.266
12	Rudi FRIEDRICH	GER		Cooper T53	10:26:51	8	2:05.303
3	Barry CANNELL	GBR		Brabham	10:25:24	7	2:05.307
49	Andrew BEAUMONT	GBR		Lotus 18	10:16:47	3	2:05.662
3	Barry CANNELL	GBR		Brabham	10:16:55	3	2:06.116
99	Mark SHAW	GBR		Lotus 21 93	10:16:35	3	2:06.242
99	Mark SHAW	GBR		Lotus 21 93	10:20:52	5	2:06.432
49	Andrew BEAUMONT	GBR		Lotus 18	10:14:41	2	2:06.792
3	Barry CANNELL	GBR		Brabham	10:21:10	5	2:07.405
50	Philipp BUHOFER	SWI		BRM P261-	10:20:54	5	2:07.592
38	Richard WILSON	GBR		Ferrari 246	10:16:46	1	2:07.644
50	Philipp BUHOFER	SWI		BRM P261-	10:16:38	3	2:07.999
16	Max SMITH-HILLIARD	GBR		Lotus 16 36	10:27:22	6	2:08.096
50	Philipp BUHOFER	SWI		BRM P261-	10:14:30	2	2:08.107
3	Barry CANNELL	GBR		Brabham	10:23:18	6	2:08.110
3	Barry CANNELL	GBR		Brabham	10:19:03	4	2:08.369
50	Philipp BUHOFER	SWI		BRM P261-	10:18:47	4	2:08.514
16	Max SMITH-HILLIARD	GBR		Lotus 16 36	10:17:31	3	2:09.168
51	Rod JOLLEY	GBR	Tim Ross	Cooper T43	12:55	3	2:09.188
3	Barry CANNELL	GBR		Brabham	10:14:48	2	2:09.261
51	Rod JOLLEY	GBR	Tim Ross	Cooper T43	17:15	5	2:09.360
31	Guillermo FIERRO	ESP		Maserati 25	10:17:23	3	2:09.805
7	Nick TOPLISS	GBR		Cooper T53	10:16:50	3	2:09.832
50	Philipp BUHOFER	SWI		BRM P261-	10:27:28	8	2:10.087
7	Nick TOPLISS	GBR		Cooper T53	10:14:40	2	2:10.145
31	Guillermo FIERRO	ESP		Maserati 25	10:19:34	4	2:10.265
51	Rod JOLLEY	GBR	Tim Ross	Cooper T43	10:46	2	2:10.362
50	Philipp BUHOFER	SWI		BRM P261-	10:23:05	6	2:10.534
51	Rod JOLLEY	GBR	Tim Ross	Cooper T43	15:06	4	2:10.659
64	Justin MAEERS	GBR		Cooper T51	10:26:16	7	2:10.704





c5

HISTORIC GRAND PRIX CARS ASSOCIATION

Qualifying Practice

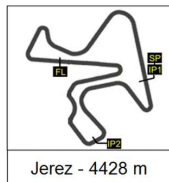
TOP FIVE LAPS

Piloto	Nat	Equipo	Top Five Laps				
12 Rudi FRIEDRICH	GER		2:03.321	2:03.954	2:04.100	2:04.414	2:04.622
99 Mark SHAW	GBR		2:03.407	2:06.242	2:06.432	2:10.745	2:16.755
17 Michael GANS	LUX		2:03.703	2:03.970	2:04.628	2:11.185	2:11.233
49 Andrew BEAUMONT	GBR		2:05.266	2:05.662	2:06.792	2:12.310	2:16.501
3 Barry CANNELL	GBR		2:05.307	2:06.116	2:07.405	2:08.110	2:08.369
50 Philipp BUHOFER	SWI		2:07.592	2:07.999	2:08.107	2:08.514	2:10.087
38 Richard WILSON	GBR		2:07.644	2:11.161	2:11.957	2:12.879	2:17.349
16 Max SMITH-HILLIARD	GBR		2:08.096	2:09.168	2:16.025	2:19.071	2:31.445
51 Rod JOLLEY	GBR	Tim Ross	2:09.188	2:09.360	2:10.362	2:10.659	2:12.044
31 Guillermo FIERRO	ESP		2:09.805	2:10.265	2:11.921	2:12.672	2:14.620
7 Nick TOPLISS	GBR		2:09.832	2:10.145	2:10.736	2:11.672	2:13.020
64 Justin MAEERS	GBR		2:10.704	2:11.311	2:12.077	2:12.138	2:13.333
53 Ben MAEERS	GBR	Justin Maeers	2:10.759	2:10.999	2:12.188	2:12.246	2:12.692
34 John SPIERS	GBR		2:10.792	2:12.178	2:14.260	2:15.346	2:27.648
44 Klaus BERGS	GER		2:13.522	2:14.396	2:14.898	2:15.473	2:15.618
87 Tony LEES	GBR		2:13.889	2:14.548	2:15.019	2:16.013	2:22.848
10 Tom DARK	GBR		2:13.959	2:37.348	PIT EXIT		
43 Cliff GRAY	GBR		2:15.449	2:15.864	2:16.907	2:17.387	2:19.139
8 Tony DITHERIDGE	GBR		2:15.818	2:15.827	2:17.166	2:17.864	2:20.179
19 Paul GRANT	GBR		2:15.918	2:16.613	2:20.011	2:20.390	2:22.086
248 Klaus LEHR	GER		2:15.926	2:16.586	2:17.027	2:17.538	2:18.320
57 Richard SMEETON	GBR		2:16.110	2:16.446	2:19.089	2:19.818	2:20.441
42 James WILLIS	GBR		2:16.144	2:16.624	2:17.080	2:17.364	2:17.874
246 Alex BIRKENSTOCK	GER		2:16.651	2:17.288	2:17.301	2:17.547	2:18.289
40 Stephan JÖBSTL	AUT		2:17.065	2:17.981	2:18.449	2:19.009	2:20.391
36 Erik STAES	BEL		2:18.787	2:19.518	2:19.698	2:19.874	2:20.762
89 Stephen BANHAM	GBR		2:28.122	2:30.425	2:30.881	2:32.434	2:34.075
6 John EMERY	GBR		2:29.586	2:29.984	2:32.172	2:32.440	2:32.937
45 Hans CIERS	BEL		2:34.743	2:36.310	2:36.608	2:38.829	2:40.813
28 Fritz BURKARD	SWI		2:38.498	2:39.044	2:39.241	2:39.902	2:43.768
511 Katarina KYVALOVA	GER	Fritz Burkhard	2:40.451	2:40.507	2:41.297	2:42.564	2:43.225

LiveTiming: live.crono-jerez.com

Pág 1 de 1





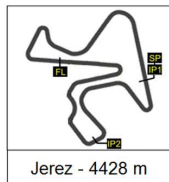
c6

HISTORIC GRAND PRIX CARS ASSOCIATION

Qualifying Practice

40 BEST MAXIMUM SPEEDS

Dorsal	Piloto	Nat	Equipo	Maq.	Hora	Vuelta	Vmax
17	Michael GANS	LUX		Cooper T79	10:20:28	4	211,3
17	Michael GANS	LUX		Cooper T79	10:22:33	5	210,9
3	Barry CANNELL	GBR		Brabham	10:24:05	6	210,5
3	Barry CANNELL	GBR		Brabham	10:17:43	3	209,7
12	Rudi FRIEDRICH	GER		Cooper T53	10:21:25	5	209,7
12	Rudi FRIEDRICH	GER		Cooper T53	10:25:33	7	209,7
17	Michael GANS	LUX		Cooper T79	10:16:21	2	209,7
49	Andrew BEAUMONT	GBR		Lotus 18	10:19:47	4	209,3
12	Rudi FRIEDRICH	GER		Cooper T53	10:11:04	0	209,3
53	Ben MAEERS	GBR	Justin Maeers	Cooper T53	10:20:28	4	208,9
3	Barry CANNELL	GBR		Brabham	10:15:36	2	208,9
12	Rudi FRIEDRICH	GER		Cooper T53	10:19:21	4	208,9
12	Rudi FRIEDRICH	GER		Cooper T53	10:17:17	3	208,1
12	Rudi FRIEDRICH	GER		Cooper T53	10:23:29	6	207,7
49	Andrew BEAUMONT	GBR		Lotus 18	10:11:14	0	206,9
49	Andrew BEAUMONT	GBR		Lotus 18	10:15:29	2	206,9
12	Rudi FRIEDRICH	GER		Cooper T53	10:15:13	2	206,9
53	Ben MAEERS	GBR	Justin Maeers	Cooper T53	10:16:05	2	206,5
53	Ben MAEERS	GBR	Justin Maeers	Cooper T53	10:18:17	3	206,5
17	Michael GANS	LUX		Cooper T79	10:18:25	3	206,5
3	Barry CANNELL	GBR		Brabham	10:13:30	1	206,1
49	Andrew BEAUMONT	GBR		Lotus 18	10:13:24	1	205,7
3	Barry CANNELL	GBR		Brabham	10:19:53	4	205,7
49	Andrew BEAUMONT	GBR		Lotus 18	10:21:53	5	205,3
53	Ben MAEERS	GBR	Justin Maeers	Cooper T53	10:22:42	5	204,2
53	Ben MAEERS	GBR	Justin Maeers	Cooper T53	10:24:52	6	204,2
87	Tony LEES	GBR		Cooper T53	10:22:25	5	203,8
12	Rudi FRIEDRICH	GER		Cooper T53	10:13:08	1	203,8
87	Tony LEES	GBR		Cooper T53	10:15:41	2	203,4
53	Ben MAEERS	GBR	Justin Maeers	Cooper T53	10:33:48	10	203,0
53	Ben MAEERS	GBR	Justin Maeers	Cooper T53	10:27:04	7	203,0
49	Andrew BEAUMONT	GBR		Lotus 18	10:25:59	6	203,0
87	Tony LEES	GBR		Cooper T53	10:17:55	3	203,0
12	Rudi FRIEDRICH	GER		Cooper T53	10:27:41	8	203,0
49	Andrew BEAUMONT	GBR		Lotus 18	10:17:38	3	202,6
3	Barry CANNELL	GBR		Brabham	10:21:58	5	201,5
10	Tom DARK	GBR		Cooper T51	10:13:53	1	201,5
87	Tony LEES	GBR		Cooper T53	10:20:09	4	200,7
87	Tony LEES	GBR		Cooper T53	10:13:26	1	198,9
49	Andrew BEAUMONT	GBR		Lotus 18	10:32:49	9	198,2



c7

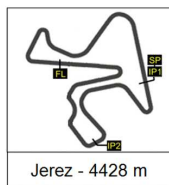
HISTORIC GRAND PRIX CARS ASSOCIATION

Qualifying Practice

TOP FIVE MAXIMUM SPEEDS

Piloto	Nat	Equipo	Top Five Vmax				
17 Michael GANS	LUX		211,3	210,9	209,7	206,5	193,5
3 Barry CANNELL	GBR		210,5	209,7	208,9	206,1	205,7
12 Rudi FRIEDRICH	GER		209,7	209,7	209,3	208,9	208,1
49 Andrew BEAUMONT	GBR		209,3	206,9	206,9	205,7	205,3
53 Ben MAEERS	GBR	Justin Maeers	208,9	206,5	206,5	204,2	204,2
87 Tony LEES	GBR		203,8	203,4	203,0	200,7	198,9
10 Tom DARK	GBR		201,5	163,1			
31 Guillermo FIERRO	ESP		197,8	197,4	197,4	194,2	192,5
7 Nick TOPLISS	GBR		197,8	197,4	196,7	196,0	195,6
248 Klaus LEHR	GER		196,0	195,6	195,3	190,5	188,5
246 Alex BIRKENSTOCK	GER		196,0	192,9	192,2	192,2	187,8
99 Mark SHAW	GBR		194,9	194,2	193,9	193,9	190,5
50 Philipp BUHOFER	SWI		193,9	193,5	191,5	190,5	189,8
38 Richard WILSON	GBR		193,5	193,2	191,1	187,5	187,5
42 James WILLIS	GBR		193,5	192,9	192,5	190,8	189,5
34 John SPIERS	GBR		192,9	192,2	189,8	187,8	186,5
64 Justin MAEERS	GBR		191,1	190,8	190,8	189,5	189,1
40 Stephan JÖBSTL	AUT		189,5	186,5	185,2	183,4	183,4
57 Richard SMEETON	GBR		187,2	185,9	184,9	183,4	180,9
8 Tony DITHERIDGE	GBR		187,2	184,0	183,7	182,1	177,6
16 Max SMITH-HILLIARD	GBR		186,9	185,9	184,9	184,3	183,0
6 John EMERY	GBR		184,6	175,3	170,1	169,8	165,4
43 Cliff GRAY	GBR		180,3	180,0	177,6	177,6	176,5
36 Erik STAES	BEL		177,3	175,9	174,2	173,4	172,2
44 Klaus BERGS	GER		176,5	175,0	175,0	174,2	173,4
19 Paul GRANT	GBR		172,5	171,7	171,2	170,6	167,2
89 Stephen BANHAM	GBR		170,3	168,8	168,8	167,7	167,2
45 Hans CIERS	BEL		154,5	154,1	150,8	149,8	149,4
28 Fritz BURKARD	SWI		154,3	151,9	150,6	150,2	141,0
511 Katarina KYVALOVA	GER	Fritz Burkhard	146,9	146,5	144,4	144,0	144,0





C8

HISTORIC GRAND PRIX CARS ASSOCIATION

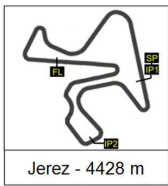
Race

STARTING GRID



	2	
1	99 Mark SHAW	2:03.407
	4	
2	49 Andrew BEAUMONT	2:05.266
	6	
3	50 Philipp BUHOFER	2:07.592
	8	
4	16 Max SMITH-HILLIARD	2:08.096
	10	
5	31 Guillermo FIERRO	2:09.805
	12	
6	64 Justin MAEERS	2:10.704
	14	
7	34 John SPIERS	2:10.792
	16	
8	87 Tony LEES	2:13.889
	18	
9	43 Cliff GRAY	2:15.449
	20	
10	19 Paul GRANT	2:15.918
	22	
11	57 Richard SMEETON	2:16.110
	24	
12	246 Alex BIRKENSTOCK	2:16.651
	26	
13	36 Erik STAES	2:18.787
	28	
14	6 John EMERY	2:29.586
	30	
15	28 Fritz BURKARD	2:38.498

	1	
12	Rudi FRIEDRICHS	2:03.321
	3	
17	Michael GANS	2:03.703
	5	
3	Barry CANNELL	2:05.307
	7	
38	Richard WILSON	2:07.644
	9	
51	Rod JOLLEY	2:09.188
	11	
7	Nick TOPLISS	2:09.832
	13	
53	Ben MAEERS	2:10.759
	15	
44	Klaus BERGS	2:13.522
	17	
10	Tom DARK	2:13.959
	19	
8	Tony DITHERIDGE	2:15.818
	21	
248	Klaus LEHR	2:15.926
	23	
42	James WILLIS	2:16.144
	25	
40	Stephan JÖBSTL	2:17.065
	27	
89	Stephen BANHAM	2:28.122
	29	
45	Hans CIERS	2:34.743



23 - 24 octubre 2021

C8

HISTORIC GRAND PRIX CARS ASSOCIATION Race STARTING GRID

16

--	--	--

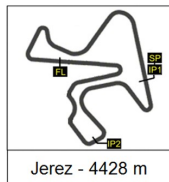
	31	
511	Katarina KYVALOVA	2:40.451

STEWARDS

RACE DIRECTOR

TIMEKEEPER





c9

HISTORIC GRAND PRIX CARS ASSOCIATION

Race 1

CLASSIFICATION

CONDICIONES ATMOSFERICAS: **Soleado**

ESTADO DE LA PISTA: **Seca**

Ord. #	Piloto	Club	Marca	Neum NV	Tiempo	Dif	VR	Vta Ráp.
1	49	Andrew BEAUMONT	Lotus 18	12	25:06.656	----	7	2:03.221
2	12	Rudi FRIEDRICH	Cooper T53	12	25:06.745	0.089	7	2:03.871
3	3	Barry CANNELL	Brabham	12	25:35.236	28.580	4	2:05.563
4	50	Philipp BUHOFER	BRM P261-	12	25:38.386	31.730	11	2:06.958
5	16	Max SMITH-HILLIARD	Lotus 16 36	12	25:57.999	51.343	3	2:07.703
6	38	Richard WILSON	Ferrari 246	12	26:00.584	53.928	7	2:07.892
7	17	Michael GANS	Cooper T79	12	26:07.161	1:00.505	8	2:03.107
8	53	Ben MAEERS	Cooper T53	12	26:16.576	1:09.920	12	2:07.693
9	51	Rod JOLLEY	Cooper T43	12	26:18.681	1:12.025	9	2:09.730
10	31	Guillermo FIERRO	Maserati 25	12	26:33.024	1:26.368	7	2:11.329
11	64	Justin MAEERS	Cooper T51	12	26:34.001	1:27.345	9	2:10.827
12	7	Nick TOPLISS	Cooper T53	12	26:43.339	1:36.683	7	2:11.966
13	42	James WILLIS	Cooper T45	12	26:56.603	1:49.947	10	2:11.896
14	87	Tony LEES	Cooper T53	12	27:24.385	2:17.729	5	2:13.632
15	248	Klaus LEHR	Maserati 25	11	25:06.465	1 Vuelta	4	2:14.371
16	8	Tony DITHERIDGE	Cooper T45	11	25:30.807	1 Vuelta	2	2:16.508
17	40	Stephan JÖBSTL	Cooper Mas	11	25:33.175	1 Vuelta	5	2:17.129
18	43	Cliff GRAY	Cooper T43	11	25:37.529	1 Vuelta	5	2:17.181
19	246	Alex BIRKENSTOCK	Ferrari 246	11	25:49.390	1 Vuelta	9	2:17.172
20	36	Erik STAES	Cooper Brist	11	26:06.259	1 Vuelta	4	2:19.991
21	6	John EMERY	Brabham	10	25:28.658	2 Vuelta	9	2:29.382
22	45	Hans CIERS	Cooper T45	10	26:06.542	2 Vuelta	4	2:31.017
23	28	Fritz BURKARD	Alfa Romeo	10	26:50.393	2 Vuelta	3	2:37.027
24	511	Katarina KYVALOVA	Bugatti T51	10	27:41.411	2 Vuelta	1	2:41.565
25	19	Paul GRANT	Cooper Brist	6	19:42.013	6 Vuelta	2	2:22.868
26	57	Richard SMEETON	Lola Mk4	5	11:47.011	7 Vuelta	2	2:16.560
27	10	Tom DARK	Cooper T51	5	25:13.768	7 Vuelta	2	2:13.533
28	44	Klaus BERGS	Lotus 18	4	9:29.189	8 Vuelta	3	2:17.510
29	89	Stephen BANHAM	Cooper T45	1	2:49.888	11 Vuelta	1	2:34.770

Vuelta rápida realizada por el piloto Nº 17.- Michael GANS en un tiempo de 2:03.107 en la vuelta 8ª.

Provisional

Definitiva


Circuito de Jerez, 23 DE OCTUBRE DE 2021

STEWARDS	RACE DIRECTOR	TIMEKEEPER
Hora:	Hora:	RESULTADOS PUBLICADOS A LAS 15:28 HORAS

LiveTiming: live.crono-jerez.com

Pág 1 de 1





c10

HISTORIC GRAND PRIX CARS ASSOCIATION

Race 1

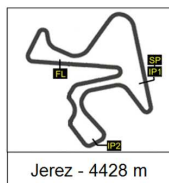
LAP BY LAP

Vuelta	3	6	7	8	10	12	16	17	19	28	31	36
1	2:08.153	2:34.073	2:15.370	2:22.471	2:16.776	2:06.339	2:13.573	2:08.644	2:25.171	2:43.719	2:13.465	2:23.408
2	2:07.557	2:30.817	2:12.466	2:16.508*	2:13.533*	2:05.332	2:10.503	2:03.625	2:22.868*	2:40.512	2:12.219	2:20.159
3	2:06.681	2:30.024	2:12.345	2:18.134	PIT EXIT	2:05.768	2:07.703*	2:16.531	2:24.838	2:37.027*	2:12.424	2:20.298
4	2:05.563*	2:31.970	2:13.125	2:18.005	2:24.943	2:05.462	2:07.960	2:03.210	2:25.488	2:40.581	2:11.448	2:19.991*
5	2:07.828	2:31.826	2:13.411	2:18.507	2:14.092	2:05.554	2:08.264	2:03.216	2:26.417	2:40.782	2:11.990	2:20.007
6	2:07.008	2:32.155	2:12.232	2:17.761		2:05.454	2:08.840	2:03.626	PIT EXIT	2:38.231	2:12.282	2:21.640
7	2:06.139	2:31.358	2:11.966*	2:17.730		2:03.871*	2:09.630	2:03.218		2:37.999	2:11.329*	2:20.593
8	2:06.282	2:30.555	2:13.073	2:17.946		2:04.851	2:08.339	2:03.107*		2:37.092	2:11.954	2:21.096
9	2:07.253	2:29.382*	2:12.286	2:17.445		2:04.252	2:07.724	PIT EXIT		2:39.661	2:11.715	2:21.517
10	2:07.330	2:31.788	2:12.080	2:18.085		2:05.108	2:07.881	2:10.421		2:38.865	2:12.709	2:21.563
11	2:09.098		2:12.533	2:17.030		2:04.947	2:09.438	2:05.842			2:11.878	2:22.164
12	2:10.255		2:13.205			2:04.973	2:10.246	2:04.199			2:11.603	

Vuelta	38	40	42	43	44	45	49	50	51	53	57	64
1	2:12.562	2:20.044	2:20.749	2:21.459	2:23.028	2:40.981	2:07.024	2:09.529	2:13.038	2:17.181	2:23.658	2:14.745
2	2:10.365	2:18.016	2:13.775	2:20.928	2:19.966	2:33.149	2:05.920	2:07.058	2:10.943	2:14.518	2:16.560*	2:11.924
3	2:09.432	2:20.012	2:13.557	2:19.497	2:17.510*	2:31.926	2:06.868	2:07.329	2:10.561	2:11.254	2:17.334	2:12.811
4	2:09.681	2:19.636	2:14.196	2:19.074	2:18.591	2:31.017*	2:05.458	2:07.549	2:09.777	2:11.732	2:19.011	2:11.786
5	2:08.547	2:17.129*	2:13.110	2:17.181*		2:39.414	2:04.234	2:08.035	2:10.392	2:09.894	2:17.202	2:11.188
6	2:10.427	2:17.550	2:13.942	2:18.332		2:36.260	2:05.042	2:07.234	2:11.515	2:09.799		2:11.963
7	2:07.892*	2:17.369	2:13.221	2:17.681		2:35.093	2:03.221*	2:07.360	2:09.886	2:09.237		2:13.462
8	2:08.391	2:17.295	2:12.553	2:17.569		2:33.425	2:04.004	2:08.465	2:09.732	2:08.942		2:11.423
9	2:08.075	2:17.448	2:12.406	2:17.426		2:37.656	2:04.785	2:07.038	2:09.730*	2:08.183		2:10.827*
10	2:08.538	2:19.119	2:11.896*	2:18.332		2:31.684	2:04.674	2:07.126	2:10.324	2:09.920		2:11.505
11	2:09.782	2:17.748	2:13.144	2:19.166			2:06.019	2:06.958*	2:12.291	2:08.625		2:11.998
12	2:09.478		2:12.543				2:03.464	2:08.015	2:12.979	2:07.693*		2:11.738

Vuelta	87	89	246	248	511							
1	2:17.522	2:34.770*	2:26.163	2:21.578	2:41.565*							
2	2:16.696		2:22.104	2:16.195	2:43.307							
3	2:15.927		2:19.484	2:14.488	2:46.353							
4	2:16.183		2:18.198	2:14.371*	2:49.515							
5	2:13.632*		2:19.124	2:15.047	2:43.650							
6	2:13.955		2:18.570	2:16.148	2:41.892							
7	2:15.087		2:18.230	2:14.390	2:42.563							
8	2:14.448		2:17.497	2:17.218	2:47.696							
9	2:15.149		2:17.172*	2:15.237	2:42.148							
10	2:17.699		2:21.551	2:15.940	2:43.123							
11	2:16.251		2:17.592	2:15.019								
12	2:22.546											





1
c11

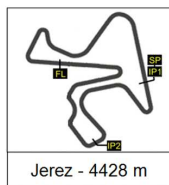
HISTORIC GRAND PRIX CARS ASSOCIATION

Race 1

ANALYSIS

Número	3		6		7		8		10		12		16		
	Vta	Sector	Vuelta	Sector	Vuelta	Sector	Vuelta	Sector	Vuelta	Sector	Vuelta	Sector	Vuelta		
1	IP1	49.585	49.585	59.689	59.689	52.762	52.762	55.103	55.103	53.425	53.425	48.860	48.860	52.620	52.620
	IP2	35.532	1:25.117	43.717	1:43.406	38.198	1:30.960	41.207	1:36.310	38.083	1:31.508	36.077	1:24.937	37.623	1:30.243
	FL	43.036	2:08.153	50.667	2:34.073	44.410	2:15.370	46.161	2:22.471	45.268	2:16.776	41.402	2:06.339	43.330	2:13.573
2	IP1	48.248	48.248	56.142	56.142	50.643	50.643	52.890	52.890	50.731	50.731	47.724	47.724	50.830	50.830
	IP2	36.431	1:24.679	44.994	1:41.136	37.912	1:28.555	38.485	1:31.375	37.982	1:28.713	36.239	1:23.963	36.840	1:27.670
	FL	42.878	2:07.557	49.681	2:30.817	43.911	2:12.466	45.133	2:16.508	44.820	2:13.533	41.369	2:05.332	42.833	2:10.503
3	IP1	48.590	48.590	56.199	56.199	50.486	50.486	53.800	53.800			47.955	47.955	49.225	49.225
	IP2	35.845	1:24.435	43.652	1:39.851	38.035	1:28.521	38.857	1:32.657			36.565	1:24.520	36.164	1:25.389
	FL	42.246	2:06.681	50.173	2:30.024	43.824	2:12.345	45.477	2:18.134	15:54.7	PIT EXIT	41.248	2:05.768	42.314	2:07.703
4	IP1	48.240	48.240	57.567	57.567			52.589	52.589	59.947	59.947	47.851	47.851	48.882	48.882
	IP2	35.941	1:24.181	43.332	1:40.899			38.891	1:31.480	39.989	1:39.936	36.534	1:24.385	36.044	1:24.926
	FL	41.382	2:05.563	51.071	2:31.970	2:13.12	2:13.125	46.525	2:18.005	45.007	2:24.943	41.077	2:05.462	43.034	2:07.960
5	IP1	49.225	49.225	56.531	56.531	50.572	50.572	52.472	52.472	53.263	53.263	47.806	47.806	48.942	48.942
	IP2	37.058	1:26.283	44.413	1:40.944	38.404	1:28.976	39.072	1:31.544	37.264	1:30.527	36.434	1:24.240	36.242	1:25.184
	FL	41.545	2:07.828	50.882	2:31.826	44.435	2:13.411	46.963	2:18.507	43.565	2:14.092	41.314	2:05.554	43.080	2:08.264
6	IP1	48.554	48.554	56.910	56.910			52.706	52.706			47.941	47.941	48.949	48.949
	IP2	35.585	1:24.139	44.178	1:41.088	1:28.62	1:28.620	39.079	1:31.785			36.371	1:24.312	36.156	1:25.105
	FL	42.869	2:07.008	51.067	2:32.155	43.612	2:12.232	45.976	2:17.761			41.142	2:05.454	43.735	2:08.840
7	IP1	47.799	47.799	57.496	57.496	50.301	50.301	52.818	52.818			47.381	47.381	48.473	48.473
	IP2	36.166	1:23.965	43.953	1:41.449	37.797	1:28.098	39.290	1:32.108			35.692	1:23.073	37.854	1:26.327
	FL	42.174	2:06.139	49.909	2:31.358	43.868	2:11.966	45.622	2:17.730			40.798	2:03.871	43.303	2:09.630
8	IP1	47.983	47.983	57.331	57.331			52.717	52.717			47.686	47.686	48.394	48.394
	IP2	36.141	1:24.124	43.269	1:40.600			38.981	1:31.698			35.793	1:23.479	36.278	1:24.672
	FL	42.158	2:06.282	49.955	2:30.555	2:13.07	2:13.073	46.248	2:17.946			41.372	2:04.851	43.667	2:08.339
9	IP1	47.600	47.600	56.959	56.959			52.397	52.397			47.152	47.152	48.761	48.761
	IP2	36.160	1:23.760	43.589	1:40.548			39.045	1:31.442			35.839	1:22.991	36.030	1:24.791
	FL	43.493	2:07.253	48.834	2:29.382	2:12.28	2:12.286	46.003	2:17.445			41.261	2:04.252	42.933	2:07.724
10	IP1	47.722	47.722	57.692	57.692			53.729	53.729			47.359	47.359	49.213	49.213
	IP2	37.495	1:25.217	44.279	1:41.971			38.915	1:32.644			35.758	1:23.117	36.047	1:25.260
	FL	42.113	2:07.330	49.817	2:31.788	2:12.08	2:12.080	45.441	2:18.085			41.991	2:05.108	42.621	2:07.881
11	IP1	49.346	49.346					51.973	51.973			47.772	47.772	49.068	49.068
	IP2	36.469	1:25.815			1:28.55	1:28.550	39.017	1:30.990			36.019	1:23.791	36.596	1:25.664
	FL	43.283	2:09.098			43.983	2:12.533	46.040	2:17.030			41.156	2:04.947	43.774	2:09.438
12	IP1	49.959	49.959									47.890	47.890	49.347	49.347
	IP2	37.089	1:27.048									35.694	1:23.584	37.066	1:26.413
	FL	43.207	2:10.255			2:13.20	2:13.205					41.389	2:04.973	43.833	2:10.246





2
c11

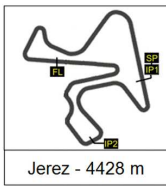
HISTORIC GRAND PRIX CARS ASSOCIATION

Race 1

ANALYSIS

Número	17		19		28		31		36		38		40		
	Vta	Sector	Vuelta	Sector	Vuelta	Sector	Vuelta	Sector	Vuelta	Sector	Vuelta	Sector	Vuelta		
1	IP1	50.963	50.963	55.963	55.963	1:02.01	1:02.017	52.129	52.129	55.824	55.824	51.308	51.308	54.233	54.233
	IP2	36.249	1:27.212	39.987	1:35.950	46.061	1:48.078	37.718	1:29.847	39.482	1:35.306	37.308	1:28.616	39.756	1:33.989
	FL	41.432	2:08.644	49.221	2:25.171	55.641	2:43.719	43.618	2:13.465	48.102	2:23.408	43.946	2:12.562	46.055	2:20.044
2	IP1	46.611	46.611	54.535	54.535	1:01.45	1:01.453	50.679	50.679	54.343	54.343	50.286	50.286	52.914	52.914
	IP2	35.583	1:22.194	39.757	1:34.292	44.646	1:46.099	37.538	1:28.217	39.116	1:33.459	36.686	1:26.972	39.794	1:32.708
	FL	41.431	2:03.625	48.576	2:22.868	54.413	2:40.512	44.002	2:12.219	46.700	2:20.159	43.393	2:10.365	45.308	2:18.016
3	IP1	59.582	59.582	55.784	55.784	59.926	59.926	50.979	50.979	53.937	53.937	49.608	49.608	53.623	53.623
	IP2	35.928	1:35.510	40.144	1:35.928	44.543	1:44.469	37.409	1:28.388	39.066	1:33.003	36.467	1:26.075	40.019	1:33.642
	FL	41.021	2:16.531	48.910	2:24.838	52.558	2:37.027	44.036	2:12.424	47.295	2:20.298	43.357	2:09.432	46.370	2:20.012
4	IP1	47.213	47.213	56.038	56.038	59.680	59.680	50.432	50.432	53.403	53.403	49.943	49.943	53.619	53.619
	IP2	35.396	1:22.609	40.391	1:36.429	46.086	1:45.766	37.611	1:28.043	38.650	1:32.053	36.473	1:26.416	40.275	1:33.894
	FL	40.601	2:03.210	49.059	2:25.488	54.815	2:40.581	43.405	2:11.448	47.938	2:19.991	43.265	2:09.681	45.742	2:19.636
5	IP1	47.406	47.406	55.644	55.644	1:00.73	1:00.730	50.359	50.359	53.394	53.394	49.177	49.177	52.590	52.590
	IP2	35.108	1:22.514	40.834	1:36.478	46.614	1:47.344	37.428	1:27.787	39.525	1:32.919	36.666	1:25.843	38.916	1:31.506
	FL	40.702	2:03.216	49.939	2:26.417	53.438	2:40.782	44.203	2:11.990	47.088	2:20.007	42.704	2:08.547	45.623	2:17.129
6	IP1	47.059	47.059	55.864	55.864	1:01.11	1:01.114	50.778	50.778	54.025	54.025	48.756	48.756	52.797	52.797
	IP2	35.400	1:22.459	41.030	1:36.894	45.121	1:46.235	37.603	1:28.381	40.166	1:34.191	36.352	1:25.108	39.320	1:32.117
	FL	41.167	2:03.626	5:46.88	PIT EXIT	51.996	2:38.231	43.901	2:12.282	47.449	2:21.640	45.319	2:10.427	45.433	2:17.550
7	IP1	47.077	47.077	1:02.89	1:02.893	1:01.49	1:01.496	50.408	50.408	52.932	52.932	48.906	48.906	52.414	52.414
	IP2	35.257	1:22.334	39.754	1:42.647	43.779	1:45.275	37.413	1:27.821	39.240	1:32.172	36.362	1:25.268	39.351	1:31.765
	FL	40.884	2:03.218	-----	-----	52.724	2:37.999	43.508	2:11.329	48.421	2:20.593	42.624	2:07.892	45.604	2:17.369
8	IP1	46.847	46.847	-----	-----	59.252	59.252	50.778	50.778	53.609	53.609	49.020	49.020	52.456	52.456
	IP2	35.462	1:22.309	-----	-----	45.491	1:44.743	37.606	1:28.384	40.076	1:33.685	36.198	1:25.218	39.565	1:32.021
	FL	40.798	2:03.107	-----	-----	52.349	2:37.092	43.570	2:11.954	47.411	2:21.096	43.173	2:08.391	45.274	2:17.295
9	IP1	53.296	53.296	-----	-----	1:01.50	1:01.508	50.659	50.659	53.853	53.853	49.328	49.328	52.646	52.646
	IP2	38.229	1:31.525	-----	-----	44.349	1:45.857	37.671	1:28.330	40.269	1:34.122	36.134	1:25.462	39.286	1:31.932
	FL	1:23.30	PIT EXIT	-----	-----	53.804	2:39.661	43.385	2:11.715	47.395	2:21.517	42.613	2:08.075	45.516	2:17.448
10	IP1	52.333	52.333	-----	-----	59.839	59.839	51.205	51.205	54.437	54.437	48.944	48.944	53.913	53.913
	IP2	36.213	1:28.546	-----	-----	45.525	1:45.364	37.607	1:28.812	39.504	1:33.941	36.300	1:25.244	39.430	1:33.343
	FL	41.875	2:10.421	-----	-----	53.501	2:38.865	43.897	2:12.709	47.622	2:21.563	43.294	2:08.538	45.776	2:19.119
11	IP1	47.748	47.748	-----	-----	-----	-----	50.290	50.290	54.145	54.145	49.920	49.920	52.817	52.817
	IP2	35.501	1:23.249	-----	-----	-----	-----	37.527	1:27.817	39.752	1:33.897	36.517	1:26.437	39.637	1:32.454
	FL	42.593	2:05.842	-----	-----	-----	-----	44.061	2:11.878	48.267	2:22.164	43.345	2:09.782	45.294	2:17.748
12	IP1	47.517	47.517	-----	-----	-----	-----	50.414	50.414	-----	-----	49.469	49.469	-----	-----
	IP2	35.543	1:23.060	-----	-----	-----	-----	37.659	1:28.073	-----	-----	36.576	1:26.045	-----	-----
	FL	41.139	2:04.199	-----	-----	-----	-----	43.530	2:11.603	-----	-----	43.433	2:09.478	-----	-----





23 - 24 octubre 2021

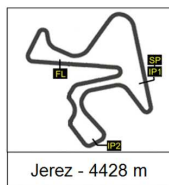
3
c11

HISTORIC GRAND PRIX CARS ASSOCIATION

Race 1

ANALYSIS

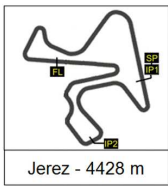
Número	42		43		44		45		49		50		51		
	Vta	Sector	Vuelta	Sector	Vuelta	Sector	Vuelta	Sector	Vuelta	Sector	Vuelta	Sector	Vuelta		
1	IP1	54.882	54.882	55.018	55.018	55.547	55.547	1:02.82	1:02.829	49.076	49.076	50.197	50.197	52.102	52.102
	IP2	40.181	1:35.063	39.511	1:34.529	41.591	1:37.138	45.496	1:48.325	35.903	1:24.979	36.601	1:26.798	37.065	1:29.167
	FL	45.686	2:20.749	46.930	2:21.459	45.890	2:23.028	52.656	2:40.981	42.045	2:07.024	42.731	2:09.529	43.871	2:13.038
2	IP1	50.908	50.908	54.154	54.154	53.483	53.483	59.842	59.842	48.106	48.106	48.259	48.259	49.964	49.964
	IP2	38.184	1:29.092	39.804	1:33.958	40.111	1:33.594	43.702	1:43.544	36.181	1:24.287	36.119	1:24.378	37.268	1:27.232
	FL	44.683	2:13.775	46.970	2:20.928	46.372	2:19.966	49.605	2:33.149	41.633	2:05.920	42.680	2:07.058	43.711	2:10.943
3	IP1	51.414	51.414	53.109	53.109	51.743	51.743	58.799	58.799	49.675	49.675	48.697	48.697	49.824	49.824
	IP2	37.774	1:29.188	40.191	1:33.300	39.059	1:30.802	43.331	1:42.130	35.822	1:25.497	36.311	1:25.008	37.322	1:27.146
	FL	44.369	2:13.557	46.197	2:19.497	46.708	2:17.510	49.796	2:31.926	41.371	2:06.868	42.321	2:07.329	43.415	2:10.561
4	IP1	51.664	51.664	53.514	53.514	53.314	53.314	57.879	57.879	47.799	47.799	48.406	48.406	48.862	48.862
	IP2	37.688	1:29.352	39.483	1:32.997	39.414	1:32.728	43.210	1:41.089	35.811	1:23.610	36.879	1:25.285	37.118	1:25.980
	FL	44.844	2:14.196	46.077	2:19.074	45.863	2:18.591	49.928	2:31.017	41.848	2:05.458	42.264	2:07.549	43.797	2:09.777
5	IP1	50.613	50.613	52.187	52.187	51.485	51.485	1:01.15	1:01.156	47.300	47.300	49.011	49.011	49.446	49.446
	IP2	38.216	1:28.829	38.798	1:30.985	38.138	1:29.623	44.225	1:45.381	35.741	1:23.041	36.433	1:25.444	37.262	1:26.708
	FL	44.281	2:13.110	46.196	2:17.181	-----	-----	54.033	2:39.414	41.193	2:04.234	42.591	2:08.035	43.684	2:10.392
6	IP1	50.806	50.806	52.403	52.403			58.849	58.849	47.210	47.210	48.579	48.579	50.165	50.165
	IP2	38.008	1:28.814	39.325	1:31.728			46.182	1:45.031	36.440	1:23.650	35.751	1:24.330	37.278	1:27.443
	FL	45.128	2:13.942	46.604	2:18.332			51.229	2:36.260	41.392	2:05.042	42.904	2:07.234	44.072	2:11.515
7	IP1	51.196	51.196	53.136	53.136			58.476	58.476	46.590	46.590	48.639	48.639	49.310	49.310
	IP2	37.690	1:28.886	38.896	1:32.032			44.288	1:42.764	35.290	1:21.880	36.167	1:24.806	36.902	1:26.212
	FL	44.335	2:13.221	45.649	2:17.681			52.329	2:35.093	41.341	2:03.221	42.554	2:07.360	43.674	2:09.886
8	IP1	50.361	50.361	52.800	52.800			58.466	58.466	47.091	47.091	48.811	48.811	49.345	49.345
	IP2	37.540	1:27.901	38.927	1:31.727			43.333	1:41.799	35.731	1:22.822	35.809	1:24.620	36.778	1:26.123
	FL	44.652	2:12.553	45.842	2:17.569			51.626	2:33.425	41.182	2:04.004	43.845	2:08.465	43.609	2:09.732
9	IP1	50.515	50.515	51.888	51.888			1:00.68	1:00.685	47.548	47.548	48.633	48.633	49.115	49.115
	IP2	37.929	1:28.444	38.719	1:30.607			42.876	1:43.561	35.727	1:23.275	35.992	1:24.625	37.417	1:26.532
	FL	43.962	2:12.406	46.819	2:17.426			54.095	2:37.656	41.510	2:04.785	42.413	2:07.038	43.198	2:09.730
10	IP1	49.986	49.986	52.989	52.989			57.475	57.475	47.024	47.024	48.670	48.670	49.909	49.909
	IP2	37.550	1:27.536	39.402	1:32.391			43.387	1:40.862	35.666	1:22.690	35.936	1:24.606	37.140	1:27.049
	FL	44.360	2:11.896	45.941	2:18.332			50.822	2:31.684	41.984	2:04.674	42.520	2:07.126	43.275	2:10.324
11	IP1	50.383	50.383	52.564	52.564					49.205	49.205	47.973	47.973	49.633	49.633
	IP2	38.383	1:28.766	39.262	1:31.826					35.486	1:24.691	36.121	1:24.094	37.371	1:27.004
	FL	44.378	2:13.144	47.340	2:19.166					41.328	2:06.019	42.864	2:06.958	45.287	2:12.291
12	IP1	50.216	50.216							47.594	47.594	49.379	49.379	49.813	49.813
	IP2	37.817	1:28.033							35.518	1:23.112	36.606	1:25.985	38.154	1:27.967
	FL	44.510	2:12.543							40.352	2:03.464	42.030	2:08.015	45.012	2:12.979



HISTORIC GRAND PRIX CARS ASSOCIATION

Race 1 ANALYSIS

Número	53		57		64		87		89		246		248		
	Vta	Sector	Vuelta	Sector	Vuelta	Sector	Vuelta	Sector	Vuelta	Sector	Vuelta	Sector	Vuelta		
1	IP1	53.541	53.541	54.082	54.082	52.867	52.867	53.873	53.873	59.945	59.945	57.799	57.799	55.247	55.247
	IP2	38.459	1:32.000	41.049	1:35.131	37.781	1:30.648	39.123	1:32.996	43.547	1:43.492	41.805	1:39.604	40.168	1:35.415
	FL	45.181	2:17.181	48.527	2:23.658	44.097	2:14.745	44.526	2:17.522	51.278	2:34.770	46.559	2:26.163	46.163	2:21.578
2	IP1	52.728	52.728	51.521	51.521	50.586	50.586	52.324	52.324			54.714	54.714	52.361	52.361
	IP2	38.193	1:30.921	38.802	1:30.323	37.369	1:27.955	38.976	1:31.300			41.148	1:35.862	38.922	1:31.283
	FL	43.597	2:14.518	46.237	2:16.560	43.969	2:11.924	45.396	2:16.696			46.242	2:22.104	44.912	2:16.195
3	IP1	50.341	50.341	52.723	52.723	50.391	50.391	52.341	52.341			53.640	53.640	50.884	50.884
	IP2	37.813	1:28.154	39.019	1:31.742	38.134	1:28.525	38.534	1:30.875			40.176	1:33.816	38.009	1:28.893
	FL	43.100	2:11.254	45.592	2:17.334	44.286	2:12.811	45.052	2:15.927			45.668	2:19.484	45.595	2:14.488
4	IP1	49.380	49.380	55.254	55.254	50.419	50.419	52.558	52.558			52.929	52.929	50.848	50.848
	IP2	37.101	1:26.481	38.120	1:33.374	37.646	1:28.065	38.567	1:31.125			40.246	1:33.175	38.761	1:29.609
	FL	45.251	2:11.732	45.637	2:19.011	43.721	2:11.786	45.058	2:16.183			45.023	2:18.198	44.762	2:14.371
5	IP1	49.011	49.011	52.461	52.461	50.034	50.034	52.072	52.072			53.127	53.127	51.447	51.447
	IP2	37.336	1:26.347	39.136	1:31.597	37.409	1:27.443	38.171	1:30.243			39.837	1:32.964	38.380	1:29.827
	FL	43.547	2:09.894	45.605	2:17.202	43.745	2:11.188	43.389	2:13.632			46.160	2:19.124	45.220	2:15.047
6	IP1	48.903	48.903	52.673	52.673	50.192	50.192	51.561	51.561			52.770	52.770	51.685	51.685
	IP2	38.264	1:27.167	40.674	1:33.347	37.450	1:27.642	38.202	1:29.763			39.717	1:32.487	38.435	1:30.120
	FL	42.632	2:09.799			44.321	2:11.963	44.192	2:13.955			46.083	2:18.570	46.028	2:16.148
7	IP1	49.195	49.195			49.924	49.924	51.299	51.299			52.340	52.340	50.831	50.831
	IP2	36.876	1:26.071			38.144	1:28.068	38.819	1:30.118			40.123	1:32.463	38.349	1:29.180
	FL	43.166	2:09.237			45.394	2:13.462	44.969	2:15.087			45.767	2:18.230	45.210	2:14.390
8	IP1	49.392	49.392			49.967	49.967	50.803	50.803			52.311	52.311	51.958	51.958
	IP2	36.890	1:26.282			37.587	1:27.554	39.257	1:30.060			39.804	1:32.115	38.788	1:30.746
	FL	42.660	2:08.942			43.869	2:11.423	44.388	2:14.448			45.382	2:17.497	46.472	2:17.218
9	IP1	48.420	48.420			50.192	50.192	51.072	51.072			52.020	52.020	51.269	51.269
	IP2	37.031	1:25.451			37.063	1:27.255	38.448	1:29.520			39.689	1:31.709	38.744	1:30.013
	FL	42.732	2:08.183			43.572	2:10.827	45.629	2:15.149			45.463	2:17.172	45.224	2:15.237
10	IP1	49.876	49.876			50.058	50.058	52.915	52.915			55.084	55.084	51.450	51.450
	IP2	37.222	1:27.098			37.369	1:27.427	39.210	1:32.125			40.375	1:35.459	39.139	1:30.589
	FL	42.822	2:09.920			44.078	2:11.505	45.574	2:17.699			46.092	2:21.551	45.351	2:15.940
11	IP1	48.439	48.439			49.854	49.854	51.704	51.704			52.464	52.464	51.221	51.221
	IP2	36.469	1:24.908			37.547	1:27.401	39.154	1:30.858			39.586	1:32.050	38.319	1:29.540
	FL	43.717	2:08.625			44.597	2:11.998	45.393	2:16.251			45.542	2:17.592	45.479	2:15.019
12	IP1	47.815	47.815			50.170	50.170	53.119	53.119					1:00.21	1:00.217
	IP2	37.102	1:24.917			37.407	1:27.577	40.376	1:33.495					43.934	1:44.151
	FL	42.776	2:07.693			44.161	2:11.738	49.051	2:22.546						



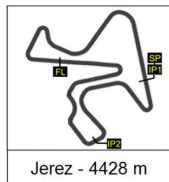
5
c11

HISTORIC GRAND PRIX CARS ASSOCIATION

Race 1

ANALYSIS

Número	511		0		0		0		0		0		0	
Vta	Sector	Vuelta	Sector	Vuelta	Sector	Vuelta	Sector	Vuelta	Sector	Vuelta	Sector	Vuelta	Sector	Vuelta
1	IP1	1:01.90	1:01.903											
	IP2	45.141	1:47.044											
	FL	54.521	2:41.565											
2	IP1	1:01.36	1:01.360											
	IP2	45.069	1:46.429											
	FL	56.878	2:43.307											
3	IP1	1:00.59	1:00.595											
	IP2	44.491	1:45.086											
	FL	1:01.26	2:46.353											
4	IP1	1:06.88	1:06.882											
	IP2	46.919	1:53.801											
	FL	55.714	2:49.515											
5	IP1	1:02.73	1:02.734											
	IP2	45.011	1:47.745											
	FL	55.905	2:43.650											
6	IP1	1:01.12	1:01.126											
	IP2	45.539	1:46.665											
	FL	55.227	2:41.892											
7	IP1	1:03.19	1:03.197											
	IP2	45.807	1:49.004											
	FL	53.559	2:42.563											
8	IP1	1:01.83	1:01.838											
	IP2	46.192	1:48.030											
	FL	59.666	2:47.696											
9	IP1	1:01.56	1:01.568											
	IP2	45.841	1:47.409											
	FL	54.739	2:42.148											
10	IP1	1:01.71	1:01.718											
	IP2	45.154	1:46.872											
	FL	56.251	2:43.123											
11	IP1													
	IP2													
	FL		-----											
12	IP1													
	IP2													
	FL													



c12

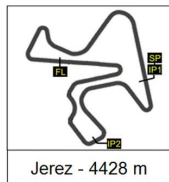
HISTORIC GRAND PRIX CARS ASSOCIATION

Race 1

40 BEST LAPS

Dorsal	Piloto	Nat	Equipo	Maq.	Hora	Vuelta	Tiempo
17	Michael GANS	LUX		Cooper T79	14:05:31	8	2:03.107
17	Michael GANS	LUX		Cooper T79	13:57:18	4	2:03.210
17	Michael GANS	LUX		Cooper T79	13:59:21	5	2:03.216
17	Michael GANS	LUX		Cooper T79	14:03:28	7	2:03.218
49	Andrew BEAUMONT	GBR		Lotus 18	14:03:23	7	2:03.221
49	Andrew BEAUMONT	GBR		Lotus 18	14:13:46	12	2:03.464
17	Michael GANS	LUX		Cooper T79	13:52:58	2	2:03.625
17	Michael GANS	LUX		Cooper T79	14:01:25	6	2:03.626
12	Rudi FRIEDRICH	GER		Cooper T53	14:03:22	7	2:03.871
49	Andrew BEAUMONT	GBR		Lotus 18	14:05:27	8	2:04.004
17	Michael GANS	LUX		Cooper T79	14:14:46	12	2:04.199
49	Andrew BEAUMONT	GBR		Lotus 18	13:59:15	5	2:04.234
12	Rudi FRIEDRICH	GER		Cooper T53	14:07:31	9	2:04.252
49	Andrew BEAUMONT	GBR		Lotus 18	14:09:36	10	2:04.674
49	Andrew BEAUMONT	GBR		Lotus 18	14:07:32	9	2:04.785
12	Rudi FRIEDRICH	GER		Cooper T53	14:05:27	8	2:04.851
12	Rudi FRIEDRICH	GER		Cooper T53	14:11:41	11	2:04.947
12	Rudi FRIEDRICH	GER		Cooper T53	14:13:46	12	2:04.973
49	Andrew BEAUMONT	GBR		Lotus 18	14:01:20	6	2:05.042
12	Rudi FRIEDRICH	GER		Cooper T53	14:09:36	10	2:05.108
12	Rudi FRIEDRICH	GER		Cooper T53	13:52:56	2	2:05.332
12	Rudi FRIEDRICH	GER		Cooper T53	14:01:18	6	2:05.454
49	Andrew BEAUMONT	GBR		Lotus 18	13:57:010	4	2:05.458
12	Rudi FRIEDRICH	GER		Cooper T53	13:57:07	4	2:05.462
12	Rudi FRIEDRICH	GER		Cooper T53	13:59:13	5	2:05.554
3	Barry CANNELL	GBR		Brabham	13:57:13	4	2:05.563
12	Rudi FRIEDRICH	GER		Cooper T53	13:55:02	3	2:05.768
17	Michael GANS	LUX		Cooper T79	14:12:42	11	2:05.842
49	Andrew BEAUMONT	GBR		Lotus 18	13:52:58	2	2:05.920
49	Andrew BEAUMONT	GBR		Lotus 18	14:11:42	11	2:06.019
3	Barry CANNELL	GBR		Brabham	14:03:34	7	2:06.139
3	Barry CANNELL	GBR		Brabham	14:05:41	8	2:06.282
12	Rudi FRIEDRICH	GER		Cooper T53	13:50:50	1	2:06.339
3	Barry CANNELL	GBR		Brabham	13:55:08	3	2:06.681
49	Andrew BEAUMONT	GBR		Lotus 18	13:55:05	3	2:06.868
50	Philipp BUHOFER	SWI		BRM P261-	14:12:010	11	2:06.958
3	Barry CANNELL	GBR		Brabham	14:01:28	6	2:07.008
49	Andrew BEAUMONT	GBR		Lotus 18	13:50:52	1	2:07.024
50	Philipp BUHOFER	SWI		BRM P261-	14:07:56	9	2:07.038
50	Philipp BUHOFER	SWI		BRM P261-	13:53:03	2	2:07.058





c13

HISTORIC GRAND PRIX CARS ASSOCIATION

Race 1

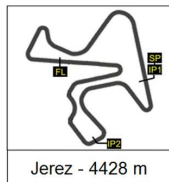
TOP FIVE LAPS

Piloto	Nat	Equipo	Top Five Laps				
17 Michael GANS	LUX		2:03.107	2:03.210	2:03.216	2:03.218	2:03.625
49 Andrew BEAUMONT	GBR		2:03.221	2:03.464	2:04.004	2:04.234	2:04.674
12 Rudi FRIEDRICH	GER		2:03.871	2:04.252	2:04.851	2:04.947	2:04.973
3 Barry CANNELL	GBR		2:05.563	2:06.139	2:06.282	2:06.681	2:07.008
50 Philipp BUHOFER	SWI		2:06.958	2:07.038	2:07.058	2:07.126	2:07.234
53 Ben MAEERS	GBR	Justin Maeers	2:07.693	2:08.183	2:08.625	2:08.942	2:09.237
16 Max SMITH-HILLIARD	GBR		2:07.703	2:07.724	2:07.881	2:07.960	2:08.264
38 Richard WILSON	GBR		2:07.892	2:08.075	2:08.391	2:08.538	2:08.547
51 Rod JOLLEY	GBR	Tim Ross	2:09.730	2:09.732	2:09.777	2:09.886	2:10.324
64 Justin MAEERS	GBR		2:10.827	2:11.188	2:11.423	2:11.505	2:11.738
31 Guillermo FIERRO	ESP		2:11.329	2:11.448	2:11.603	2:11.715	2:11.878
42 James WILLIS	GBR		2:11.896	2:12.406	2:12.543	2:12.553	2:13.110
7 Nick TOPLISS	GBR		2:11.966	2:12.080	2:12.232	2:12.286	2:12.345
10 Tom DARK	GBR		2:13.533	2:14.092	2:16.776	2:24.943	PIT EXIT
87 Tony LEES	GBR		2:13.632	2:13.955	2:14.448	2:15.087	2:15.149
248 Klaus LEHR	GER		2:14.371	2:14.390	2:14.488	2:15.019	2:15.047
8 Tony DITHERIDGE	GBR		2:16.508	2:17.030	2:17.445	2:17.730	2:17.761
57 Richard SMEETON	GBR		2:16.560	2:17.202	2:17.334	2:19.011	2:23.658
40 Stephan JÖBSTL	AUT		2:17.129	2:17.295	2:17.369	2:17.448	2:17.550
246 Alex BIRKENSTOCK	GER		2:17.172	2:17.497	2:17.592	2:18.198	2:18.230
43 Cliff GRAY	GBR		2:17.181	2:17.426	2:17.569	2:17.681	2:18.332
44 Klaus BERGS	GER		2:17.510	2:18.591	2:19.966	2:23.028	PARRILL
36 Erik STAES	BEL		2:19.991	2:20.007	2:20.159	2:20.298	2:20.593
19 Paul GRANT	GBR		2:22.868	2:24.838	2:25.171	2:25.488	2:26.417
6 John EMERY	GBR		2:29.382	2:30.024	2:30.555	2:30.817	2:31.358
45 Hans CIERS	BEL		2:31.017	2:31.684	2:31.926	2:33.149	2:33.425
89 Stephen BANHAM	GBR		2:34.770	PARRILL			
28 Fritz BURKARD	SWI		2:37.027	2:37.092	2:37.999	2:38.231	2:38.865
511 Katarina KYVALOVA	GER	Fritz Burkhard	2:41.565	2:41.892	2:42.148	2:42.563	2:43.123

LiveTiming: live.crono-jerez.com

Pág 1 de 1





c14

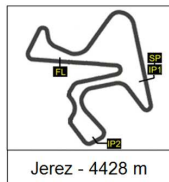
HISTORIC GRAND PRIX CARS ASSOCIATION

Race 1

40 BEST MAXIMUM SPEEDS

Dorsal	Piloto	Nat	Equipo	Maq.	Hora	Vuelta	Vmax
53	Ben MAEERS	GBR	Justin Maeers	Cooper T53	14:02:52	6	214,0
17	Michael GANS	LUX		Cooper T79	13:51:41	1	212,9
53	Ben MAEERS	GBR	Justin Maeers	Cooper T53	13:58:33	4	212,4
53	Ben MAEERS	GBR	Justin Maeers	Cooper T53	14:13:36	11	212,1
12	Rudi FRIEDRICH	GER		Cooper T53	14:06:14	8	211,5
49	Andrew BEAUMONT	GBR		Lotus 18	14:00:02	5	211,0
49	Andrew BEAUMONT	GBR		Lotus 18	14:06:15	8	211,0
49	Andrew BEAUMONT	GBR		Lotus 18	14:08:19	9	210,5
49	Andrew BEAUMONT	GBR		Lotus 18	14:02:06	6	210,2
49	Andrew BEAUMONT	GBR		Lotus 18	13:57:58	4	209,9
3	Barry CANNELL	GBR		Brabham	14:06:28	8	209,9
53	Ben MAEERS	GBR	Justin Maeers	Cooper T53	13:51:59	1	209,7
17	Michael GANS	LUX		Cooper T79	14:02:12	6	209,6
17	Michael GANS	LUX		Cooper T79	13:58:05	4	209,5
53	Ben MAEERS	GBR	Justin Maeers	Cooper T53	13:56:21	3	209,3
3	Barry CANNELL	GBR		Brabham	13:53:50	2	208,9
49	Andrew BEAUMONT	GBR		Lotus 18	14:10:26	10	208,8
17	Michael GANS	LUX		Cooper T79	14:00:08	5	208,8
12	Rudi FRIEDRICH	GER		Cooper T53	14:00:01	5	208,7
12	Rudi FRIEDRICH	GER		Cooper T53	14:02:05	6	208,7
3	Barry CANNELL	GBR		Brabham	14:00:10	5	208,6
17	Michael GANS	LUX		Cooper T79	14:04:15	7	208,5
53	Ben MAEERS	GBR	Justin Maeers	Cooper T53	13:49:42	0	208,4
17	Michael GANS	LUX		Cooper T79	13:49:37	0	208,4
12	Rudi FRIEDRICH	GER		Cooper T53	14:08:18	9	208,1
3	Barry CANNELL	GBR		Brabham	13:51:42	1	207,9
12	Rudi FRIEDRICH	GER		Cooper T53	13:55:49	3	207,9
12	Rudi FRIEDRICH	GER		Cooper T53	13:53:44	2	207,6
53	Ben MAEERS	GBR	Justin Maeers	Cooper T53	14:05:02	7	207,5
49	Andrew BEAUMONT	GBR		Lotus 18	14:12:30	11	207,5
12	Rudi FRIEDRICH	GER		Cooper T53	14:04:10	7	207,5
3	Barry CANNELL	GBR		Brabham	14:04:22	7	207,4
17	Michael GANS	LUX		Cooper T79	13:56:02	3	207,1
12	Rudi FRIEDRICH	GER		Cooper T53	13:57:55	4	206,9
17	Michael GANS	LUX		Cooper T79	14:11:24	10	206,9
49	Andrew BEAUMONT	GBR		Lotus 18	14:04:10	7	206,5
12	Rudi FRIEDRICH	GER		Cooper T53	13:51:38	1	206,5
12	Rudi FRIEDRICH	GER		Cooper T53	14:10:24	10	206,5
3	Barry CANNELL	GBR		Brabham	13:58:03	4	206,3
49	Andrew BEAUMONT	GBR		Lotus 18	13:55:53	3	206,2



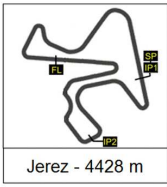


c15

HISTORIC GRAND PRIX CARS ASSOCIATION Race 1 TOP FIVE MAXIMUM SPEEDS

Piloto	Nat	Equipo	Top Five Vmax				
53 Ben MAEERS	GBR	Justin Maeers	214,0	212,4	212,1	209,7	209,3
17 Michael GANS	LUX		212,9	209,6	209,5	208,8	208,5
12 Rudi FRIEDRICH	GER		211,5	208,7	208,7	208,1	207,9
49 Andrew BEAUMONT	GBR		211,0	211,0	210,5	210,2	209,9
3 Barry CANNELL	GBR		209,9	208,9	208,6	207,9	207,4
87 Tony LEES	GBR		202,4	202,2	202,0	201,8	200,7
10 Tom DARK	GBR		199,2	197,7	195,3	193,4	
248 Klaus LEHR	GER		197,5	196,7	193,7	192,8	189,4
31 Guillermo FIERRO	ESP		197,2	196,9	196,6	195,9	195,8
7 Nick TOPLISS	GBR		196,7	196,1	188,3	0,0	0,0
246 Alex BIRKENSTOCK	GER		196,7	194,7	193,9	192,5	192,2
16 Max SMITH-HILLIARD	GBR		196,1	195,2	195,0	194,7	194,5
50 Philipp BUHOFER	SWI		194,4	194,3	190,6	190,5	190,4
38 Richard WILSON	GBR		193,3	192,4	192,0	191,5	191,3
42 James WILLIS	GBR		192,5	190,9	190,6	190,4	190,4
64 Justin MAEERS	GBR		192,3	191,3	190,7	190,4	189,7
8 Tony DITHERIDGE	GBR		189,0	188,7	186,7	183,9	183,3
51 Rod JOLLEY	GBR	Tim Ross	188,2	187,6	187,1	186,2	186,1
57 Richard SMEETON	GBR		187,7	187,6	186,1	183,5	181,6
40 Stephan JÖBSTL	AUT		185,6	185,1	184,8	184,0	183,4
6 John EMERY	GBR		179,3	177,8	175,6	175,4	174,9
43 Cliff GRAY	GBR		175,2	173,7	173,4	173,3	173,2
44 Klaus BERGS	GER		175,2	172,4	171,6	166,2	164,9
36 Erik STAES	BEL		174,4	174,2	173,1	173,1	172,9
89 Stephen BANHAM	GBR		165,9				
45 Hans CIERS	BEL		159,2	159,1	159,1	158,2	158,0
19 Paul GRANT	GBR		158,3	157,1	155,2	155,2	155,1
28 Fritz BURKARD	SWI		154,4	153,6	153,0	152,9	152,0
511 Katarina KYVALOVA	GER	Fritz Burkhard	149,2	148,2	146,7	145,4	144,6





c16

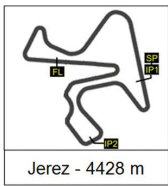
HISTORIC GRAND PRIX CARS ASSOCIATION

Race 1

PLANNING

Vta	1	2	3	4	5	6	7	8	9	10	11	12	13	14	15	16	17	18	19	20	21	22	23	24	25	26	27	28	29	30	31	32
0	12	49	3	50	17	38	51	16	31	64	7	87	53	10	44	248	43	8	42	40	57	19	246	36	6	89	28	45	511			
1	12	49	3	17	50	38	51	16	31	64	7	10	53	87	40	42	43	248	44	8	57	36	19	246	6	89	45	28	511			
2	12	49	17	3	50	38	51	16	31	64	7	10	53	87	42	248	40	8	44	43	57	36	19	246	6	45	28	511				
3	12	49	3	50	17	16	38	51	31	64	7	53	87	42	248	8	40	44	57	43	36	246	19	6	45	28	511 ¹	10 ⁶				
4	12	49	3	50	17	16	38	51	31	64	7	53	42	87	248	8	44	40	57	43	36	246	19	6	45	28	511 ¹	10 ⁶				
5	12	49	3	17	50	16	38	51	31	64	53	7	42	87	248	8	40	57	43	36	246	19	6	45	28	511 ¹	10 ⁶	10 ⁷				
6	12	49	17	3	50	16	38	51	31	64	53	7	42	87	248	8	40	43	246	36	6	45	28	511 ¹	19 ³							
7	12	49	17	3	50	16	38	51	31	53	64	7	42	87	248	8	40	43	246	36	6	45	28	511 ²								
8	12	49	17	3	50	16	38	51	53	31	64	7	42	87	248	8	40	43	246 ¹	36 ¹	6	45	28	511 ²								
9	12	49	3	50	16	38	51	17	53	31	64	7	42	87	248	8	40	43	246 ¹	36 ¹	6	45	28	511 ²								
10	12	49	3	50	16	38	51	17	53	31	64	7	42	87	248	8	40	43	246 ¹	36 ¹	6	45	28	511 ²								
11	12	49	3	50	16	38	17	51	53	31	64	7	42	87	248	8	40	43	246 ¹	36 ¹	6	45	28	511 ²								
12	49	12	3	50	16	38	17	53	51	31	64	7	42	87	248	8	40	43	246 ¹	36 ¹	6	45	28	511 ²								





c17

HISTORIC GRAND PRIX CARS ASSOCIATION

Race 2

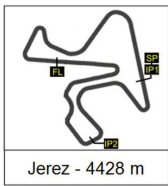
STARTING GRID



	2	
1	12	Rudi FRIEDRICH
	4	
2	50	Philipp BUHOFER
	6	
3	38	Richard WILSON
	8	
4	53	Ben MAEERS
	10	
5	31	Guillermo FIERRO
	12	
6	7	Nick TOPLISS
	14	
7	87	Tony LEES
	16	
8	8	Tony DITHERIDGE
	18	
9	43	Cliff GRAY
	20	
10	36	Erik STAES
	22	
11	45	Hans CIERS
	24	
12	511	Katarina KYVALOVA
	26	
13	57	Richard SMEETON
	28	
14	44	Klaus BERGS
	30	
15	34	John SPIERS

	1	
49	Andrew BEAUMONT	
	3	
3	Barry CANNELL	
	5	
16	Max SMITH-HILLIARD	
	7	
17	Michael GANS	
	9	
51	Rod JOLLEY	
	11	
64	Justin MAEERS	
	13	
42	James WILLIS	
	15	
248	Klaus LEHR	
	17	
40	Stephan JÖBSTL	
	19	
246	Alex BIRKENSTOCK	
	21	
6	John EMERY	
	23	
28	Fritz BURKARD	
	25	
19	Paul GRANT	
	27	
10	Tom DARK	
	29	
89	Stephen BANHAM	





c17

HISTORIC GRAND PRIX CARS ASSOCIATION

Race 2

STARTING GRID

STEWARDS

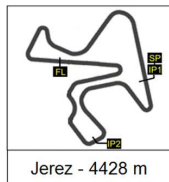
RACE DIRECTOR

TIMEKEEPER

LiveTiming: live.crono-jerez.com

Pág 2 de 2





c18

HISTORIC GRAND PRIX CARS ASSOCIATION Race 2 PROVISIONAL CLASSIFICATION

CONDICIONES ATMOSFERICAS: **Soleado**

ESTADO DE LA PISTA: **Seca**

Ord. #	Piloto	Club	Marca	Neum NV	Tiempo	Dif	VR	Vta Ráp.
1	17	Michael GANS	Cooper T79	12	25:07.659	----	2	2:02.679
2	12	Rudi FRIEDRICH	Cooper T53	12	25:08.606	0.947	2	2:04.283
3	3	Barry CANNELL	Brabham	12	25:14.058	6.399	9	2:03.744
4	50	Philipp BUHOFER	BRM P261-	12	25:44.219	36.560	9	2:07.146
5	49	Andrew BEAUMONT	Lotus 18	12	25:50.182	42.524	9	2:04.151
6	16	Max SMITH-HILLIARD	Lotus 16 36	12	26:11.082	1:03.423	3	2:08.440
7	38	Richard WILSON	Ferrari 246	12	26:14.447	1:06.788	10	2:08.763
8	42	James WILLIS	Cooper T45	12	26:17.056	1:09.397	10	2:09.757
9	51	Rod JOLLEY	Cooper T43	12	26:17.617	1:09.958	9	2:09.103
10	7	Nick TOPLISS	Cooper T53	12	26:29.480	1:21.821	9	2:09.442
11	31	Guillermo FIERRO	Maserati 25	12	26:31.417	1:23.758	9	2:09.738
12	64	Justin MAEERS	Cooper T51	12	26:35.919	1:28.260	10	2:10.942
13	87	Tony LEES	Cooper T53	12	26:50.337	1:42.678	2	2:11.297
14	53	Ben MAEERS	Cooper T53	12	26:52.011	1:44.352	3	2:07.838
15	248	Klaus LEHR	Maserati 25	11	25:24.251	1 Vuelta	4	2:15.811
16	8	Tony DITHERIDGE	Cooper T45	11	25:33.372	1 Vuelta	11	2:16.984
17	44	Klaus BERGS	Lotus 18	11	25:34.333	1 Vuelta	5	2:15.325
18	36	Erik STAES	Cooper Brist	11	25:38.912	1 Vuelta	11	2:16.903
19	19	Paul GRANT	Cooper Brist	11	25:39.774	1 Vuelta	3	2:17.112
20	246	Alex BIRKENSTOCK	Ferrari 246	11	25:47.080	1 Vuelta	7	2:17.394
21	43	Cliff GRAY	Cooper T43	11	25:53.318	1 Vuelta	9	2:18.179
22	6	John EMERY	Brabham	10	25:09.446	2 Vuelta	9	2:26.125
23	89	Stephen BANHAM	Cooper T45	10	25:16.565	2 Vuelta	9	2:25.080
24	45	Hans CIERS	Cooper T45	10	26:19.246	2 Vuelta	3	2:33.404
25	28	Fritz BURKARD	Alfa Romeo	10	26:54.471	2 Vuelta	8	2:35.278
26	40	Stephan JÖBSTL	Cooper Mas	9	21:01.699	3 Vuelta	5	2:16.504
27	511	Katarina KYVALOVA	Bugatti T51	9	25:11.219	3 Vuelta	7	2:41.421
28	34	John SPIERS	Maserati 25	5	11:44.611	7 Vuelta	2	2:16.559
29	10	Tom DARK	Cooper T51	4	8:58.103	8 Vuelta	4	2:10.105
30	57	Richard SMEETON	Lola Mk4	3	7:12.754	9 Vuelta	2	2:16.703

Vuelta rápida realizada por el piloto Nº 17.- Michael GANS en un tiempo de 2:02.679 en la vuelta 2ª.


Provisional

Definitiva

Circuito de Jerez, 24 DE OCTUBRE DE 2021

STEWARDS	RACE DIRECTOR	TIMEKEEPER
Hora:	Hora:	RESULTADOS PUBLICADOS A LAS 14:23 HORAS





c19

HISTORIC GRAND PRIX CARS ASSOCIATION

Race 2

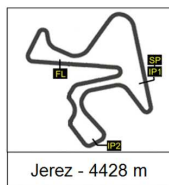
LAP BY LAP

Vuelta	3	6	7	8	10	12	16	17	19	28	31	34
1	2:07.454	2:35.150	2:14.992	2:19.896	2:15.625	2:06.379	2:12.187	2:06.747	2:21.303	2:42.968	2:16.165	2:20.551
2	2:05.834	2:30.260	2:12.411	2:18.891	2:10.412	2:04.283*	2:10.280	2:02.679*	2:17.845	2:37.726	2:11.306	2:16.559*
3	2:06.138	2:29.125	2:11.548	2:18.861	2:10.400	2:04.811	2:08.440*	2:03.744	2:17.112*	2:36.772	2:11.757	2:16.611
4	2:05.782	2:28.621	2:10.857	2:18.597	2:10.105*	2:04.884	2:08.721	2:03.786	2:19.377	2:39.326	2:11.524	2:16.695
5	2:05.532	2:31.019	2:11.908	2:18.361		2:04.541	2:10.469	2:04.434	2:18.741	2:41.323	2:10.950	2:18.911
6	2:06.991	2:31.120	2:11.558	2:18.375		2:05.093	2:10.024	2:04.828	2:20.038	2:41.217	2:10.812	
7	2:05.105	2:29.572	2:10.318	2:17.626		2:05.169	2:11.940	2:05.512	2:17.929	2:45.088	2:11.153	
8	2:05.187	2:27.637	2:14.047	2:18.746		2:04.924	2:12.775	2:04.718	2:19.540	2:35.278*	2:13.792	
9	2:03.744*	2:26.125*	2:09.442*	2:18.596		2:06.287	2:09.379	2:05.435	2:19.135	2:38.215	2:09.738*	
10	2:05.289	2:27.863	2:10.817	2:18.994		2:06.307	2:08.649	2:06.415	2:19.289	2:42.055	2:12.394	
11	2:05.524		2:11.294	2:16.984*		2:05.528	2:09.343	2:06.331	2:17.705		2:10.963	
12	2:05.842		2:12.097			2:04.987	2:12.138	2:05.871			2:11.579	

Vuelta	36	38	40	42	43	44	45	49	50	51	53	57
1	2:22.899	2:14.491	2:17.045	2:12.938	2:22.716	2:23.674	2:38.564	2:08.023	2:09.847	2:14.340	2:15.139	2:23.471
2	2:21.719	2:09.799	2:17.351	2:09.773	2:19.762	2:17.963	2:34.721	2:05.711	2:07.749	2:09.768	2:11.033	2:16.703*
3	2:18.319	2:10.593	2:18.748	2:10.299	2:19.729	2:16.687	2:33.404*	2:05.487	2:08.305	2:10.200	2:07.838*	2:17.838
4	2:19.692	2:11.578	2:19.037	2:10.448	2:20.952	2:17.366	2:34.590	2:05.122	2:07.768	2:10.347	2:09.464	
5	2:18.884	2:09.908	2:16.504*	2:11.513	2:19.708	2:15.325*	2:38.347	2:05.515	2:08.333	2:11.444	2:10.038	
6	2:17.806	2:10.383	2:18.294	2:10.149	2:19.642	2:18.670	2:39.462	2:07.319	2:07.678	2:13.001	2:08.290	
7	2:18.044	2:10.485	2:21.613	2:11.875	2:19.437	2:16.110	2:33.445	2:05.500	2:08.486	2:09.538	2:08.945	
8	2:16.933	2:10.996	2:21.248	2:11.159	2:22.190	2:19.459	2:43.824	2:04.530	2:07.779	2:11.746	2:08.993	
9	2:18.562	2:08.998	2:21.969	2:10.112	2:18.179*	2:18.780	2:34.854	2:04.151*	2:07.146*	2:09.103*	2:08.407	
10	2:17.947	2:08.763*		2:09.757*	2:18.533	2:18.131	2:35.677	2:05.934	2:08.169	2:10.543	2:08.307	
11	2:16.903*	2:10.969		2:09.899	2:22.102	2:17.142		2:06.822	2:07.461	2:10.498	2:08.349	
12		2:10.285		2:11.169				2:40.655	2:09.030	2:09.920	2:58.830	

Vuelta	64	87	89	246	248	511						
1	2:14.867	2:15.967	2:36.366	2:25.217	2:20.699	2:48.939						
2	2:11.948	2:11.297*	2:30.997	2:19.962	2:19.151	2:46.882						
3	2:12.545	2:13.301	2:30.455	2:21.421	2:17.519	2:43.355						
4	2:12.747	2:11.972	2:29.464	2:19.092	2:15.811*	2:47.007						
5	2:13.003	2:12.590	2:30.473	2:19.175	2:16.977	2:46.651						
6	2:11.473	2:12.462	2:28.002	2:19.005	2:17.846	2:47.330						
7	2:11.656	2:13.325	2:30.407	2:17.394*	2:16.076	2:41.421*						
8	2:12.394	2:13.827	2:35.311	2:19.479	2:17.389	2:47.741						
9	2:12.056	2:13.924	2:25.080*	2:17.937	2:18.727	2:44.365						
10	2:10.942*	2:12.604	2:25.466	2:18.416	2:17.629							
11	2:11.071	2:14.194		2:18.520	2:17.547							
12	2:13.259	2:16.109										





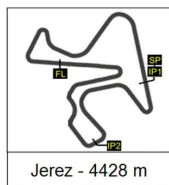
1
c20

HISTORIC GRAND PRIX CARS ASSOCIATION

Race 2

ANALYSIS

Número	3		6		7		8		10		12		16		
Vta	Sector	Vuelta	Sector	Vuelta	Sector	Vuelta	Sector	Vuelta	Sector	Vuelta	Sector	Vuelta	Sector	Vuelta	
1	IP1	49.889	49.889	1:00.86	1:00.867	53.133	53.133	55.091	55.091	53.263	53.263	49.857	49.857	51.987	51.987
	IP2	36.100	1:25.989	43.746	1:44.613	37.940	1:31.073	38.987	1:34.078	37.758	1:31.021	35.479	1:25.336	36.678	1:28.665
	FL	41.465	2:07.454	50.537	2:35.150	43.919	2:14.992	45.818	2:19.896	44.604	2:15.625	41.043	2:06.379	43.522	2:12.187
2	IP1	48.018	48.018	56.478	56.478	51.011	51.011	53.254	53.254	50.340	50.340	47.586	47.586	49.444	49.444
	IP2	35.874	1:23.892	43.719	1:40.197	37.438	1:28.449	39.127	1:32.381	36.982	1:27.322	35.830	1:23.416	36.924	1:26.368
	FL	41.942	2:05.834	50.063	2:30.260	43.962	2:12.411	46.510	2:18.891	43.090	2:10.412	40.867	2:04.283	43.912	2:10.280
3	IP1	48.734	48.734	56.925	56.925	49.915	49.915	52.486	52.486	49.221	49.221	47.372	47.372	48.755	48.755
	IP2	36.011	1:24.745	42.611	1:39.536	37.777	1:27.692	38.832	1:31.318	36.942	1:26.163	36.004	1:23.376	36.540	1:25.295
	FL	41.393	2:06.138	49.589	2:29.125	43.856	2:11.548	47.543	2:18.861	44.237	2:10.400	41.435	2:04.811	43.145	2:08.440
4	IP1	48.146	48.146	55.697	55.697			53.330	53.330	49.829	49.829	47.733	47.733	48.926	48.926
	IP2	36.025	1:24.171	42.634	1:38.331			39.147	1:32.477	36.691	1:26.520	35.596	1:23.329	36.378	1:25.304
	FL	41.611	2:05.782	50.290	2:28.621	2:10.85	2:10.857	46.120	2:18.597	43.586	2:10.105	41.555	2:04.884	43.417	2:08.721
5	IP1	47.624	47.624	56.965	56.965			52.739	52.739	48.977	48.977	47.434	47.434	50.591	50.591
	IP2	36.092	1:23.716	42.671	1:39.636			38.946	1:31.685	37.314	1:26.291	35.558	1:22.992	36.356	1:26.947
	FL	41.816	2:05.532	51.383	2:31.019	2:11.90	2:11.908	46.676	2:18.361		-----	41.549	2:04.541	43.522	2:10.469
6	IP1	47.838	47.838	58.329	58.329			52.626	52.626			47.559	47.559	49.778	49.778
	IP2	35.750	1:23.588	42.952	1:41.281			38.626	1:31.252			36.297	1:23.856	36.432	1:26.210
	FL	43.403	2:06.991	49.839	2:31.120	2:11.55	2:11.558	47.123	2:18.375			41.237	2:05.093	43.814	2:10.024
7	IP1	47.419	47.419	56.800	56.800			52.222	52.222			47.937	47.937	50.493	50.493
	IP2	35.643	1:23.062	43.500	1:40.300	1:27.30	1:27.305	38.117	1:30.339			35.839	1:23.776	37.051	1:27.544
	FL	42.043	2:05.105	49.272	2:29.572	43.013	2:10.318	47.287	2:17.626			41.393	2:05.169	44.396	2:11.940
8	IP1	47.292	47.292	56.702	56.702			53.026	53.026			47.854	47.854	51.840	51.840
	IP2	35.684	1:22.976	42.847	1:39.549			39.000	1:32.026			35.834	1:23.688	37.207	1:29.047
	FL	42.211	2:05.187	48.088	2:27.637	2:14.04	2:14.047	46.720	2:18.746			41.236	2:04.924	43.728	2:12.775
9	IP1	46.988	46.988	55.740	55.740			52.920	52.920			47.623	47.623	50.281	50.281
	IP2	35.711	1:22.699	42.097	1:37.837			38.717	1:31.637			35.691	1:23.314	36.029	1:26.310
	FL	41.045	2:03.744	48.288	2:26.125	2:09.44	2:09.442	46.959	2:18.596			42.974	2:06.287	43.070	2:09.379
10	IP1	48.004	48.004	55.913	55.913			53.278	53.278			47.548	47.548	48.902	48.902
	IP2	35.552	1:23.556	42.132	1:38.045			39.680	1:32.958			36.316	1:23.864	36.697	1:25.599
	FL	41.733	2:05.289	49.818	2:27.863	2:10.81	2:10.817	46.036	2:18.994			42.443	2:06.307	43.050	2:08.649
11	IP1	47.900	47.900					51.891	51.891			48.365	48.365	49.113	49.113
	IP2	36.569	1:24.469					39.242	1:31.133			35.659	1:24.024	36.753	1:25.866
	FL	41.055	2:05.524			2:11.29	2:11.294	45.851	2:16.984			41.504	2:05.528	43.477	2:09.343
12	IP1	47.800	47.800									47.495	47.495	50.048	50.048
	IP2	35.889	1:23.689									35.914	1:23.409	36.933	1:26.981
	FL	42.153	2:05.842			2:12.09	2:12.097					41.578	2:04.987	45.157	2:12.138



23 - 24 octubre 2021

2
c20

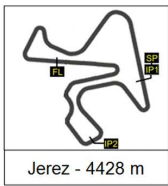
HISTORIC GRAND PRIX CARS ASSOCIATION

Race 2

ANALYSIS

Número	17		19		28		31		34		36		38		
	Vta	Sector	Vuelta	Sector	Vuelta	Sector	Vuelta	Sector	Vuelta	Sector	Vuelta	Sector	Vuelta		
1	IP1	49.542	49.542	55.168	55.168	1:04.98	1:04.986	53.957	53.957	55.406	55.406	55.395	55.395	52.679	52.679
	IP2	35.735	1:25.277	39.585	1:34.753	44.486	1:49.472	37.986	1:31.943	39.381	1:34.787	40.493	1:35.888	38.226	1:30.905
	FL	41.470	2:06.747	46.551	2:21.303	53.496	2:42.968	44.222	2:16.165	45.764	2:20.551	47.011	2:22.899	43.586	2:14.491
2	IP1	46.928	46.928	52.887	52.887	1:00.36	1:00.368	50.182	50.182	51.637	51.637	53.265	53.265	49.718	49.718
	IP2	35.403	1:22.331	38.716	1:31.603	44.545	1:44.913	37.385	1:27.567	39.268	1:30.905	39.629	1:32.894	37.008	1:26.726
	FL	40.348	2:02.679	46.242	2:17.845	52.813	2:37.726	43.739	2:11.306	45.654	2:16.559	48.825	2:21.719	43.073	2:09.799
3	IP1	46.944	46.944	52.296	52.296	1:00.62	1:00.626	49.960	49.960	51.731	51.731	52.545	52.545	49.299	49.299
	IP2	35.544	1:22.488	38.173	1:30.469	43.911	1:44.537	37.711	1:27.671	38.911	1:30.642	39.296	1:31.841	37.896	1:27.195
	FL	41.256	2:03.744	46.643	2:17.112	52.235	2:36.772	44.087	2:11.757	45.969	2:16.611	46.478	2:18.319	43.398	2:10.593
4	IP1	47.276	47.276	52.944	52.944	59.934	59.934	50.354	50.354	52.012	52.012	53.477	53.477	50.563	50.563
	IP2	35.245	1:22.521	39.670	1:32.614	46.225	1:46.159	37.441	1:27.795	39.249	1:31.261	39.424	1:32.901	37.088	1:27.651
	FL	41.265	2:03.786	46.763	2:19.377	53.167	2:39.326	43.729	2:11.524	45.434	2:16.695	46.791	2:19.692	43.927	2:11.578
5	IP1	47.459	47.459	52.436	52.436	1:01.37	1:01.370	49.898	49.898	52.707	52.707	52.551	52.551	49.463	49.463
	IP2	35.457	1:22.916	38.707	1:31.143	44.406	1:45.776	37.332	1:27.230	39.799	1:32.506	39.007	1:31.558	36.815	1:26.278
	FL	41.518	2:04.434	47.598	2:18.741	55.547	2:41.323	43.720	2:10.950	46.405	2:18.911	47.326	2:18.884	43.631	2:09.908
6	IP1	47.461	47.461	53.467	53.467	1:01.99	1:01.996	49.873	49.873			52.876	52.876	49.691	49.691
	IP2	36.118	1:23.579	39.566	1:33.033	46.034	1:48.030	37.134	1:27.007			38.227	1:31.103	37.407	1:27.098
	FL	41.249	2:04.828	47.005	2:20.038	53.187	2:41.217	43.805	2:10.812			46.703	2:17.806	43.286	2:10.383
7	IP1	48.204	48.204	52.613	52.613	1:04.20	1:04.205	50.671	50.671			53.270	53.270	49.976	49.976
	IP2	35.663	1:23.867	38.650	1:31.263	45.636	1:49.841	36.853	1:27.524			38.524	1:31.794	37.076	1:27.052
	FL	41.645	2:05.512	46.666	2:17.929	55.247	2:45.088	43.629	2:11.153			46.250	2:18.044	43.433	2:10.485
8	IP1	47.678	47.678	53.702	53.702	59.320	59.320	49.729	49.729			52.384	52.384	50.986	50.986
	IP2	35.359	1:23.037	39.078	1:32.780	43.646	1:42.966	37.372	1:27.101			38.458	1:30.842	37.072	1:28.058
	FL	41.681	2:04.718	46.761	2:19.540	52.312	2:35.278	46.691	2:13.792			46.091	2:16.933	42.938	2:10.996
9	IP1	47.593	47.593	53.299	53.299	1:00.13	1:00.139	49.524	49.524			52.401	52.401	49.534	49.534
	IP2	35.201	1:22.794	38.621	1:31.920	44.150	1:44.289	37.062	1:26.586			39.012	1:31.413	36.459	1:25.993
	FL	42.641	2:05.435	47.215	2:19.135	53.926	2:38.215	43.152	2:09.738			47.149	2:18.562	43.005	2:08.998
10	IP1	48.154	48.154	54.207	54.207	1:02.05	1:02.051	50.774	50.774			53.000	53.000	49.273	49.273
	IP2	35.803	1:23.957	39.183	1:33.390	44.764	1:46.815	38.011	1:28.785			38.742	1:31.742	36.528	1:25.801
	FL	42.458	2:06.415	45.899	2:19.289	55.241	2:42.055	43.609	2:12.394			46.205	2:17.947	42.962	2:08.763
11	IP1	48.102	48.102	52.496	52.496			50.494	50.494			52.082	52.082	50.255	50.255
	IP2	36.101	1:24.203	38.441	1:30.937			37.392	1:27.886			38.652	1:30.734	36.758	1:27.013
	FL	42.128	2:06.331	46.768	2:17.705			43.077	2:10.963			46.169	2:16.903	43.956	2:10.969
12	IP1	47.984	47.984					50.530	50.530					49.142	49.142
	IP2	35.932	1:23.916					37.234	1:27.764					37.046	1:26.188
	FL	41.955	2:05.871					43.815	2:11.579					44.097	2:10.285





23 - 24 octubre 2021

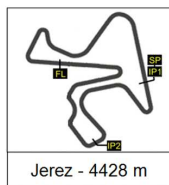
3
c20

HISTORIC GRAND PRIX CARS ASSOCIATION

Race 2

ANALYSIS

Número	40		42		43		44		45		49		50		
	Vta	Sector	Vuelta	Sector	Vuelta	Sector	Vuelta	Sector	Vuelta	Sector	Vuelta	Sector	Vuelta		
1	IP1	53.932	53.932	51.932	51.932	55.861	55.861	56.828	56.828	1:04.40	1:04.401	49.627	49.627	50.119	50.119
	IP2	38.492	1:32.424	37.439	1:29.371	39.805	1:35.666	39.141	1:35.969	43.610	1:48.011	37.141	1:26.768	36.589	1:26.708
	FL	44.621	2:17.045	43.567	2:12.938	47.050	2:22.716	47.705	2:23.674	50.553	2:38.564	41.256	2:08.023	43.139	2:09.847
2	IP1	52.122	52.122	49.731	49.731	53.841	53.841	52.136	52.136	1:00.54	1:00.540	48.042	48.042	48.907	48.907
	IP2	39.188	1:31.310	36.895	1:26.626	39.275	1:33.116	38.938	1:31.074	43.421	1:43.961	35.856	1:23.898	36.204	1:25.111
	FL	46.041	2:17.351	43.147	2:09.773	46.646	2:19.762	46.889	2:17.963	50.760	2:34.721	41.814	2:05.711	42.638	2:07.749
3	IP1	53.180	53.180	49.728	49.728	53.015	53.015	52.033	52.033	59.794	59.794	48.139	48.139	48.608	48.608
	IP2	39.658	1:32.838	37.739	1:27.467	39.812	1:32.827	38.310	1:30.343	43.317	1:43.111	35.784	1:23.923	36.429	1:25.037
	FL	45.910	2:18.748	42.832	2:10.299	46.902	2:19.729	46.344	2:16.687	50.293	2:33.404	41.565	2:05.487	43.268	2:08.305
4	IP1	53.701	53.701	49.739	49.739	54.485	54.485	53.138	53.138	58.201	58.201	48.249	48.249	48.698	48.698
	IP2	39.630	1:33.331	36.894	1:26.633	39.692	1:34.177	38.151	1:31.289	43.480	1:41.681	35.549	1:23.798	36.241	1:24.939
	FL	45.706	2:19.037	43.815	2:10.448	46.775	2:20.952	46.077	2:17.366	52.909	2:34.590	41.324	2:05.122	42.829	2:07.768
5	IP1	52.466	52.466	49.435	49.435	52.949	52.949	51.812	51.812	1:00.67	1:00.670	47.900	47.900	49.165	49.165
	IP2	38.744	1:31.210	36.974	1:26.409	39.792	1:32.741	37.887	1:29.699	44.896	1:45.566	36.076	1:23.976	36.255	1:25.420
	FL	45.294	2:16.504	45.104	2:11.513	46.968	2:19.708	45.626	2:15.325	52.781	2:38.347	41.539	2:05.515	42.913	2:08.333
6	IP1	52.950	52.950	49.553	49.553	53.880	53.880	53.614	53.614	1:03.98	1:03.982	47.677	47.677	48.998	48.998
	IP2	39.481	1:32.431	36.718	1:26.271	39.253	1:33.133	38.208	1:31.822	44.461	1:48.443	35.951	1:23.628	36.153	1:25.151
	FL	45.863	2:18.294	43.879	2:10.149	46.509	2:19.642	46.848	2:18.670	51.019	2:39.462	43.691	2:07.319	42.528	2:07.678
7	IP1	55.138	55.138	49.976	49.976	54.107	54.107	51.413	51.413	59.815	59.815	47.799	47.799	49.865	49.865
	IP2	39.993	1:35.131	37.161	1:27.137	38.958	1:33.065	38.302	1:29.715	43.567	1:43.382	35.576	1:23.375	36.091	1:25.956
	FL	46.482	2:21.613	44.738	2:11.875	46.372	2:19.437	46.396	2:16.110	50.063	2:33.445	42.125	2:05.500	42.530	2:08.486
8	IP1	54.893	54.893	50.788	50.788	53.330	53.330	53.629	53.629	1:00.47	1:00.475	47.411	47.411	49.030	49.030
	IP2	39.847	1:34.740	37.474	1:28.262	40.168	1:33.498	39.495	1:33.124	44.331	1:44.806	35.266	1:22.677	36.082	1:25.112
	FL	46.508	2:21.248	42.897	2:11.159	48.693	2:22.190	46.335	2:19.459	59.018	2:43.824	41.854	2:04.530	42.667	2:07.779
9	IP1	54.275	54.275	50.366	50.366	53.152	53.152	53.830	53.830	59.701	59.701	47.347	47.347	48.645	48.645
	IP2	40.072	1:34.347	36.421	1:26.787	38.817	1:31.969	38.632	1:32.462	43.516	1:43.217	35.326	1:22.673	35.958	1:24.603
	FL	47.622	2:21.969	43.325	2:10.112	46.210	2:18.179	46.318	2:18.780	51.637	2:34.854	41.479	2:04.151	42.543	2:07.146
10	IP1	55.286	55.286	50.126	50.126	53.459	53.459	52.185	52.185	58.455	58.455	48.133	48.133	48.626	48.626
	IP2	42.490	1:37.776	36.325	1:26.451	39.085	1:32.544	39.714	1:31.899	43.289	1:41.744	35.171	1:23.304	35.943	1:24.569
	FL	-----	-----	43.306	2:09.757	45.989	2:18.533	46.233	2:18.131	53.933	2:35.677	42.630	2:05.934	43.600	2:08.169
11	IP1	-----	-----	49.283	49.283	53.642	53.642	51.801	51.801	-----	-----	48.186	48.186	48.447	48.447
	IP2	-----	-----	36.721	1:26.004	39.980	1:33.622	38.846	1:30.647	-----	-----	37.299	1:25.485	36.296	1:24.743
	FL	-----	-----	43.895	2:09.899	48.480	2:22.102	46.495	2:17.142	-----	-----	41.338	2:06.822	42.718	2:07.461
12	IP1	-----	-----	50.131	50.131	-----	-----	-----	-----	-----	-----	1:15.10	1:15.109	49.836	49.836
	IP2	-----	-----	36.622	1:26.753	-----	-----	-----	-----	-----	-----	37.790	1:52.899	36.534	1:26.370
	FL	-----	-----	44.416	2:11.169	-----	-----	-----	-----	-----	-----	47.757	2:40.655	42.660	2:09.030

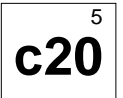
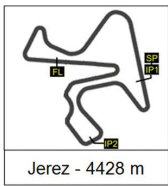


HISTORIC GRAND PRIX CARS ASSOCIATION

Race 2

ANALYSIS

Número	51		53		57		64		87		89		246		
	Vta	Sector	Vuelta	Sector	Vuelta	Sector	Vuelta	Sector	Vuelta	Sector	Vuelta	Sector	Vuelta		
1	IP1	52.214	52.214	53.692	53.692	57.878	57.878	53.179	53.179	53.236	53.236	1:00.80	1:00.805	57.781	57.781
	IP2	38.356	1:30.570	37.708	1:31.400	38.788	1:36.666	37.723	1:30.902	38.535	1:31.771	43.333	1:44.138	41.320	1:39.101
	FL	43.770	2:14.340	43.739	2:15.139	46.805	2:23.471	43.965	2:14.867	44.196	2:15.967	52.228	2:36.366	46.116	2:25.217
2	IP1	49.586	49.586	49.711	49.711	51.504	51.504	49.986	49.986	50.314	50.314	57.322	57.322	52.745	52.745
	IP2	36.820	1:26.406	37.938	1:27.649	39.538	1:31.042	37.919	1:27.905	37.517	1:27.831	41.850	1:39.172	40.764	1:33.509
	FL	43.362	2:09.768	43.385	2:11.033	45.661	2:16.703	44.043	2:11.948	43.466	2:11.297	51.825	2:30.997	46.453	2:19.962
3	IP1	49.267	49.267	48.449	48.449	50.771	50.771	50.266	50.266	51.171	51.171	57.475	57.475	54.684	54.684
	IP2	37.852	1:27.119	36.721	1:25.170	40.321	1:31.092	37.735	1:28.001	37.982	1:29.153	42.199	1:39.674	40.654	1:35.338
	FL	43.081	2:10.200	42.669	2:07.838	46.746	2:17.838	44.544	2:12.545	44.148	2:13.301	50.781	2:30.455	46.083	2:21.421
4	IP1	49.077	49.077	49.876	49.876	56.445	56.445	50.700	50.700	50.424	50.424	57.061	57.061	53.053	53.053
	IP2	37.427	1:26.504	36.791	1:26.667	39.635	1:36.080	38.001	1:28.701	37.575	1:27.999	41.642	1:38.703	40.339	1:33.392
	FL	43.843	2:10.347	42.797	2:09.464	-----	-----	44.046	2:12.747	43.973	2:11.972	50.761	2:29.464	45.700	2:19.092
5	IP1	49.609	49.609	49.534	49.534			51.057	51.057	50.644	50.644	56.966	56.966	53.379	53.379
	IP2	37.248	1:26.857	36.801	1:26.335			37.178	1:28.235	37.373	1:28.017	42.667	1:39.633	40.182	1:33.561
	FL	44.587	2:11.444	43.703	2:10.038			44.768	2:13.003	44.573	2:12.590	50.840	2:30.473	45.614	2:19.175
6	IP1	49.704	49.704	48.850	48.850			49.924	49.924	50.250	50.250	56.085	56.085	53.278	53.278
	IP2	38.316	1:28.020	36.295	1:25.145			37.417	1:27.341	37.520	1:27.770	40.858	1:36.943	40.245	1:33.523
	FL	44.982	2:13.001	43.145	2:08.290			44.132	2:11.473	44.692	2:12.462	51.060	2:28.002	45.482	2:19.005
7	IP1	49.644	49.644	49.573	49.573			50.528	50.528	51.102	51.102	55.851	55.851	52.689	52.689
	IP2	36.779	1:26.423	36.652	1:26.225			37.181	1:27.709	38.197	1:29.299	42.749	1:38.600	39.560	1:32.249
	FL	43.116	2:09.538	42.720	2:08.945			43.947	2:11.656	44.026	2:13.325	51.807	2:30.407	45.145	2:17.394
8	IP1	50.211	50.211	49.313	49.313			50.342	50.342	51.344	51.344	55.024	55.024	52.934	52.934
	IP2	37.868	1:28.079	37.066	1:26.379			37.585	1:27.927	37.974	1:29.318	42.377	1:37.401	40.000	1:32.934
	FL	43.667	2:11.746	42.615	2:08.993			44.467	2:12.394	44.509	2:13.827	57.910	2:35.311	46.545	2:19.479
9	IP1	49.010	49.010	48.570	48.570			50.598	50.598	51.072	51.072	55.603	55.603	52.848	52.848
	IP2	36.937	1:25.947	37.035	1:25.605			37.289	1:27.887	38.452	1:29.524	41.096	1:36.699	39.853	1:32.701
	FL	43.156	2:09.103	42.802	2:08.407			44.169	2:12.056	44.401	2:13.924	48.381	2:25.080	45.236	2:17.937
10	IP1	49.452	49.452	49.281	49.281			50.112	50.112	50.446	50.446	54.687	54.687	52.522	52.522
	IP2	36.911	1:26.363	36.869	1:26.150			37.123	1:27.235	37.689	1:28.135	41.767	1:36.454	39.702	1:32.224
	FL	44.180	2:10.543	42.157	2:08.307			43.707	2:10.942	44.469	2:12.604	49.012	2:25.466	46.192	2:18.416
11	IP1	49.199	49.199	48.652	48.652			49.867	49.867	51.344	51.344			52.556	52.556
	IP2	37.253	1:26.452	36.851	1:25.503			37.662	1:27.529	38.591	1:29.935			39.764	1:32.320
	FL	44.047	2:10.498	42.846	2:08.349			43.542	2:11.071	44.259	2:14.194			46.200	2:18.520
12	IP1	49.215	49.215	48.033	48.033			50.682	50.682	51.689	51.689				
	IP2	36.629	1:25.844	36.423	1:24.456			37.150	1:27.832	38.568	1:30.257				
	FL	44.076	2:09.920	1:34.37	2:58.830			45.427	2:13.259	45.852	2:16.109				



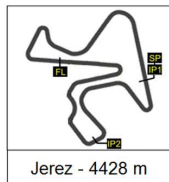
HISTORIC GRAND PRIX CARS ASSOCIATION

Race 2

ANALYSIS

Número	248		511		0		0		0		0		0	
Vta	Sector	Vuelta	Sector	Vuelta	Sector	Vuelta	Sector	Vuelta	Sector	Vuelta	Sector	Vuelta	Sector	Vuelta
1	IP1	54.908	54.908	1:06.61	1:06.613									
	IP2	40.426	1:35.334	46.182	1:52.795									
	FL	45.365	2:20.699	56.144	2:48.939									
2	IP1	53.106	53.106	1:02.13	1:02.137									
	IP2	39.666	1:32.772	45.916	1:48.053									
	FL	46.379	2:19.151	58.829	2:46.882									
3	IP1	52.568	52.568	1:01.98	1:01.981									
	IP2	38.941	1:31.509	46.224	1:48.205									
	FL	46.010	2:17.519	55.150	2:43.355									
4	IP1	51.620	51.620	1:02.30	1:02.307									
	IP2	38.981	1:30.601	48.059	1:50.366									
	FL	45.210	2:15.811	56.641	2:47.007									
5	IP1	52.641	52.641	1:01.16	1:01.163									
	IP2	38.946	1:31.587	47.783	1:48.946									
	FL	45.390	2:16.977	57.705	2:46.651									
6	IP1	53.091	53.091	1:04.54	1:04.540									
	IP2	39.392	1:32.483	46.156	1:50.696									
	FL	45.363	2:17.846	56.635	2:47.330									
7	IP1	51.951	51.951	1:01.76	1:01.765									
	IP2	38.778	1:30.729	45.559	1:47.324									
	FL	45.347	2:16.076	54.097	2:41.421									
8	IP1	52.802	52.802	1:04.46	1:04.463									
	IP2	38.805	1:31.607	47.792	1:52.255									
	FL	45.782	2:17.389	55.486	2:47.741									
9	IP1	53.622	53.622	1:02.30	1:02.300									
	IP2	39.425	1:33.047	46.183	1:48.483									
	FL	45.680	2:18.727	55.882	2:44.365									
10	IP1	52.929	52.929											
	IP2	39.016	1:31.945											
	FL	45.684	2:17.629											
11	IP1	53.268	53.268											
	IP2	38.482	1:31.750											
	FL	45.797	2:17.547											
12	IP1													
	IP2													
	FL													





c21

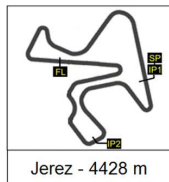
HISTORIC GRAND PRIX CARS ASSOCIATION

Race 2

40 BEST LAPS

Dorsal	Piloto	Nat	Equipo	Maq.	Hora	Vuelta	Tiempo
17	Michael GANS	LUX		Cooper T79	14:00:06	2	2:02.679
3	Barry CANNELL	GBR		Brabham	14:14:47	9	2:03.744
17	Michael GANS	LUX		Cooper T79	14:02:10	3	2:03.744
17	Michael GANS	LUX		Cooper T79	14:04:14	4	2:03.786
49	Andrew BEAUMONT	GBR		Lotus 18	14:14:47	9	2:04.151
12	Rudi FRIEDRICH	GER		Cooper T53	14:00:06	2	2:04.283
17	Michael GANS	LUX		Cooper T79	14:06:18	5	2:04.434
49	Andrew BEAUMONT	GBR		Lotus 18	14:12:42	8	2:04.530
12	Rudi FRIEDRICH	GER		Cooper T53	14:06:20	5	2:04.541
17	Michael GANS	LUX		Cooper T79	14:12:33	8	2:04.718
12	Rudi FRIEDRICH	GER		Cooper T53	14:02:11	3	2:04.811
17	Michael GANS	LUX		Cooper T79	14:08:23	6	2:04.828
12	Rudi FRIEDRICH	GER		Cooper T53	14:04:16	4	2:04.884
12	Rudi FRIEDRICH	GER		Cooper T53	14:12:35	8	2:04.924
12	Rudi FRIEDRICH	GER		Cooper T53	14:20:58	12	2:04.987
12	Rudi FRIEDRICH	GER		Cooper T53	14:08:25	6	2:05.093
3	Barry CANNELL	GBR		Brabham	14:10:38	7	2:05.105
49	Andrew BEAUMONT	GBR		Lotus 18	14:04:19	4	2:05.122
12	Rudi FRIEDRICH	GER		Cooper T53	14:10:30	7	2:05.169
3	Barry CANNELL	GBR		Brabham	14:12:43	8	2:05.187
3	Barry CANNELL	GBR		Brabham	14:16:52	10	2:05.289
17	Michael GANS	LUX		Cooper T79	14:14:39	9	2:05.435
49	Andrew BEAUMONT	GBR		Lotus 18	14:02:14	3	2:05.487
49	Andrew BEAUMONT	GBR		Lotus 18	14:10:38	7	2:05.500
17	Michael GANS	LUX		Cooper T79	14:10:29	7	2:05.512
49	Andrew BEAUMONT	GBR		Lotus 18	14:06:25	5	2:05.515
3	Barry CANNELL	GBR		Brabham	14:18:58	11	2:05.524
12	Rudi FRIEDRICH	GER		Cooper T53	14:18:53	11	2:05.528
3	Barry CANNELL	GBR		Brabham	14:06:26	5	2:05.532
49	Andrew BEAUMONT	GBR		Lotus 18	14:00:09	2	2:05.711
3	Barry CANNELL	GBR		Brabham	14:04:21	4	2:05.782
3	Barry CANNELL	GBR		Brabham	14:00:09	2	2:05.834
3	Barry CANNELL	GBR		Brabham	14:21:04	12	2:05.842
17	Michael GANS	LUX		Cooper T79	14:20:57	12	2:05.871
49	Andrew BEAUMONT	GBR		Lotus 18	14:16:52	10	2:05.934
3	Barry CANNELL	GBR		Brabham	14:02:15	3	2:06.138
12	Rudi FRIEDRICH	GER		Cooper T53	14:14:42	9	2:06.287
12	Rudi FRIEDRICH	GER		Cooper T53	14:16:48	10	2:06.307
17	Michael GANS	LUX		Cooper T79	14:18:52	11	2:06.331
12	Rudi FRIEDRICH	GER		Cooper T53	13:58:02	1	2:06.379



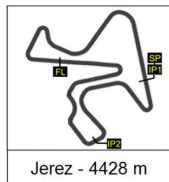


c22

HISTORIC GRAND PRIX CARS ASSOCIATION Race 2 TOP FIVE LAPS

Piloto	Nat	Equipo	Top Five Laps				
17 Michael GANS	LUX		2:02.679	2:03.744	2:03.786	2:04.434	2:04.718
3 Barry CANNELL	GBR		2:03.744	2:05.105	2:05.187	2:05.289	2:05.524
49 Andrew BEAUMONT	GBR		2:04.151	2:04.530	2:05.122	2:05.487	2:05.500
12 Rudi FRIEDRICH	GER		2:04.283	2:04.541	2:04.811	2:04.884	2:04.924
50 Philipp BUHOFER	SWI		2:07.146	2:07.461	2:07.678	2:07.749	2:07.768
53 Ben MAEERS	GBR	Justin Maeers	2:07.838	2:08.290	2:08.307	2:08.349	2:08.407
16 Max SMITH-HILLIARD	GBR		2:08.440	2:08.649	2:08.721	2:09.343	2:09.379
38 Richard WILSON	GBR		2:08.763	2:08.998	2:09.799	2:09.908	2:10.285
51 Rod JOLLEY	GBR	Tim Ross	2:09.103	2:09.538	2:09.768	2:09.920	2:10.200
7 Nick TOPLISS	GBR		2:09.442	2:10.318	2:10.817	2:10.857	2:11.294
31 Guillermo FIERRO	ESP		2:09.738	2:10.812	2:10.950	2:10.963	2:11.153
42 James WILLIS	GBR		2:09.757	2:09.773	2:09.899	2:10.112	2:10.149
10 Tom DARK	GBR		2:10.105	2:10.400	2:10.412	2:15.625	PARRILL
64 Justin MAEERS	GBR		2:10.942	2:11.071	2:11.473	2:11.656	2:11.948
87 Tony LEES	GBR		2:11.297	2:11.972	2:12.462	2:12.590	2:12.604
44 Klaus BERGS	GER		2:15.325	2:16.110	2:16.687	2:17.142	2:17.366
248 Klaus LEHR	GER		2:15.811	2:16.076	2:16.977	2:17.389	2:17.519
40 Stephan JÖBSTL	AUT		2:16.504	2:17.045	2:17.351	2:18.294	2:18.748
34 John SPIERS	GBR		2:16.559	2:16.611	2:16.695	2:18.911	2:20.551
57 Richard SMEETON	GBR		2:16.703	2:17.838	2:23.471	PARRILL	
36 Erik STAES	BEL		2:16.903	2:16.933	2:17.806	2:17.947	2:18.044
8 Tony DITHERIDGE	GBR		2:16.984	2:17.626	2:18.361	2:18.375	2:18.596
19 Paul GRANT	GBR		2:17.112	2:17.705	2:17.845	2:17.929	2:18.741
246 Alex BIRKENSTOCK	GER		2:17.394	2:17.937	2:18.416	2:18.520	2:19.005
43 Cliff GRAY	GBR		2:18.179	2:18.533	2:19.437	2:19.642	2:19.708
89 Stephen BANHAM	GBR		2:25.080	2:25.466	2:28.002	2:29.464	2:30.407
6 John EMERY	GBR		2:26.125	2:27.637	2:27.863	2:28.621	2:29.125
45 Hans CIERS	BEL		2:33.404	2:33.445	2:34.590	2:34.721	2:34.854
28 Fritz BURKARD	SWI		2:35.278	2:36.772	2:37.726	2:38.215	2:39.326
511 Katarina KYVALOVA	GER	Fritz Burkhard	2:41.421	2:43.355	2:44.365	2:46.651	2:46.882





c23

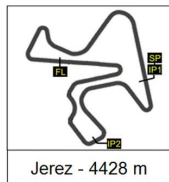
HISTORIC GRAND PRIX CARS ASSOCIATION

Race 2

40 BEST MAXIMUM SPEEDS

Dorsal	Piloto	Nat	Equipo	Maq.	Hora	Vuelta	Vmax
17	Michael GANS	LUX		Cooper T79	14:00:53	2	214,1
17	Michael GANS	LUX		Cooper T79	13:56:46	0	213,6
53	Ben MAEERS	GBR	Justin Maeers	Cooper T53	14:05:31	4	213,2
53	Ben MAEERS	GBR	Justin Maeers	Cooper T53	13:59:03	1	213,1
49	Andrew BEAUMONT	GBR		Lotus 18	13:58:51	1	213,0
12	Rudi FRIEDRICH	GER		Cooper T53	14:05:03	4	211,7
49	Andrew BEAUMONT	GBR		Lotus 18	13:56:45	0	211,6
53	Ben MAEERS	GBR	Justin Maeers	Cooper T53	14:03:22	3	211,4
53	Ben MAEERS	GBR	Justin Maeers	Cooper T53	14:01:13	2	211,3
17	Michael GANS	LUX		Cooper T79	13:58:51	1	210,9
53	Ben MAEERS	GBR	Justin Maeers	Cooper T53	13:56:52	0	210,7
53	Ben MAEERS	GBR	Justin Maeers	Cooper T53	14:20:31	11	210,7
17	Michael GANS	LUX		Cooper T79	14:02:57	3	210,7
3	Barry CANNELL	GBR		Brabham	14:15:35	9	210,6
53	Ben MAEERS	GBR	Justin Maeers	Cooper T53	14:18:23	10	210,4
12	Rudi FRIEDRICH	GER		Cooper T53	14:00:53	2	210,4
49	Andrew BEAUMONT	GBR		Lotus 18	14:03:03	3	209,9
49	Andrew BEAUMONT	GBR		Lotus 18	14:05:07	4	209,8
49	Andrew BEAUMONT	GBR		Lotus 18	14:07:13	5	209,8
12	Rudi FRIEDRICH	GER		Cooper T53	13:56:45	0	209,7
12	Rudi FRIEDRICH	GER		Cooper T53	14:02:58	3	209,5
53	Ben MAEERS	GBR	Justin Maeers	Cooper T53	14:09:49	6	209,4
17	Michael GANS	LUX		Cooper T79	14:05:01	4	209,4
3	Barry CANNELL	GBR		Brabham	13:58:51	1	209,3
49	Andrew BEAUMONT	GBR		Lotus 18	14:09:20	6	209,3
12	Rudi FRIEDRICH	GER		Cooper T53	13:58:49	1	209,1
12	Rudi FRIEDRICH	GER		Cooper T53	14:15:29	9	208,8
3	Barry CANNELL	GBR		Brabham	14:11:26	7	208,3
3	Barry CANNELL	GBR		Brabham	14:05:08	4	208,3
3	Barry CANNELL	GBR		Brabham	14:03:03	3	208,2
49	Andrew BEAUMONT	GBR		Lotus 18	14:00:57	2	208,1
3	Barry CANNELL	GBR		Brabham	14:07:14	5	208,1
12	Rudi FRIEDRICH	GER		Cooper T53	14:11:18	7	208,0
12	Rudi FRIEDRICH	GER		Cooper T53	14:07:08	5	207,9
49	Andrew BEAUMONT	GBR		Lotus 18	14:11:25	7	207,7
49	Andrew BEAUMONT	GBR		Lotus 18	14:13:30	8	207,7
49	Andrew BEAUMONT	GBR		Lotus 18	14:15:35	9	207,5
12	Rudi FRIEDRICH	GER		Cooper T53	14:19:41	11	207,5
17	Michael GANS	LUX		Cooper T79	14:15:27	9	207,4
53	Ben MAEERS	GBR	Justin Maeers	Cooper T53	14:11:58	7	207,3





c24

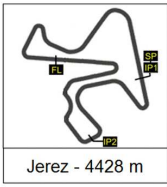
HISTORIC GRAND PRIX CARS ASSOCIATION

Race 2

TOP FIVE MAXIMUM SPEEDS

Piloto	Nat	Equipo	Top Five Vmax				
17 Michael GANS	LUX		214,1	213,6	210,9	210,7	209,4
53 Ben MAEERS	GBR	Justin Maeers	213,2	213,1	211,4	211,3	210,7
49 Andrew BEAUMONT	GBR		213,0	211,6	209,9	209,8	209,8
12 Rudi FRIEDRICH	GER		211,7	210,4	209,7	209,5	209,1
3 Barry CANNELL	GBR		210,6	209,3	208,3	208,3	208,2
10 Tom DARK	GBR		206,7	205,9	204,2	202,0	195,5
87 Tony LEES	GBR		205,4	202,3	201,9	201,3	200,7
7 Nick TOPLISS	GBR		201,3	196,5	191,2		
31 Guillermo FIERRO	ESP		199,3	199,2	198,9	198,5	198,3
248 Klaus LEHR	GER		199,0	196,8	195,7	193,8	190,4
246 Alex BIRKENSTOCK	GER		198,6	197,5	196,0	196,0	195,3
6 John EMERY	GBR		198,2	195,5	194,6	193,9	193,6
16 Max SMITH-HILLIARD	GBR		195,8	195,4	193,5	193,2	192,6
42 James WILLIS	GBR		195,8	194,6	194,2	193,0	192,8
50 Philipp BUHOFER	SWI		195,5	193,7	190,9	190,8	190,8
38 Richard WILSON	GBR		192,9	192,0	190,8	189,2	189,1
51 Rod JOLLEY	GBR	Tim Ross	192,4	191,3	191,3	190,9	189,6
34 John SPIERS	GBR		191,5	188,5	187,2	186,2	181,1
64 Justin MAEERS	GBR		191,0	190,0	189,8	189,2	189,1
8 Tony DITHERIDGE	GBR		190,4	188,9	188,7	188,1	188,0
57 Richard SMEETON	GBR		189,4	187,6	187,6	183,2	
40 Stephan JÖBSTL	AUT		187,8	187,3	185,5	185,2	182,7
44 Klaus BERGS	GER		177,6	176,2	175,7	175,2	174,9
36 Erik STAES	BEL		176,0	175,9	175,7	175,6	175,2
19 Paul GRANT	GBR		174,8	174,3	173,9	173,0	172,2
43 Cliff GRAY	GBR		173,8	172,3	172,0	171,4	170,7
89 Stephen BANHAM	GBR		172,9	169,1	168,4	168,3	167,0
45 Hans CIERS	BEL		161,1	159,1	158,0	156,2	155,6
28 Fritz BURKARD	SWI		153,9	153,0	152,8	152,3	151,0
511 Katarina KYVALOVA	GER	Fritz Burkhard	144,2	143,3	141,4	141,0	140,3





c25

HISTORIC GRAND PRIX CARS ASSOCIATION

Race 2

PLANNING

Vta	1	2	3	4	5	6	7	8	9	10	11	12	13	14	15	16	17	18	19	20	21	22	23	24	25	26	27	28	29	30	31	32
0	49	12	3	50	16	17	51	38	64	42	7	53	87	248	31	8	40	43	36	246	10	19	45	6	28	89	57	44	34	511		
1	12	3	49	17	50	16	42	51	38	64	7	53	87	31	40	10	8	248	19	43	36	34	246	57	44	6	89	45	28	511		
2	12	17	3	49	50	16	42	51	38	53	64	7	87	31	10	40	8	248	19	34	43	57	36	246	44	6	89	45	28	511		
3	17	12	49	3	50	16	42	51	38	53	7	64	10	31	87	40	248	8	19	34	43	57	44	36	246	6	89	45	28	511 ¹		
4	17	12	49	3	50	16	42	51	53	38	7	10	31	64	87	248	40	8	34	19	44	43	36	246	6	89	45 ¹	28 ¹	511 ¹			
5	17	12	49	3	50	16	53	42	51	38	7	31	64	87	40	248	8	34	44	19	36	43	246	6 ¹	89 ¹	45 ¹	28 ¹	511 ¹				
6	17	12	49	3	50	16	53	42	38	51	7	31	64	87	40	248	8	44	19	36	43	246	6 ¹	89 ¹	45 ¹	28 ¹	511 ²					
7	17	12	49	3	50	16	53	38	42	51	7	31	64	87	248	40	8	44	19	36	43	246	6 ¹	89 ¹	45 ¹	28 ²	511 ²					
8	17	12	49	3	50	53	16	38	42	51	7	31	64	87	248	8	40	44	19	36	246 ¹	43 ¹	6 ¹	89 ¹	45 ²	28 ²	511 ²					
9	17	12	49	3	50	53	16	38	42	51	7	31	64	87	248	8 ¹	44 ¹	40 ¹	19 ¹	36 ¹	246 ¹	43 ¹	6 ¹	89 ¹	45 ²	28 ²	511 ³					
10	17	12	3	49	50	53	16	38	42	51	7	31	64	87	248 ¹	8 ¹	44 ¹	36 ¹	19 ¹	246 ¹	43 ¹	6 ²	89 ²	45 ²	28 ²	511 ³						
11	17	12	3	49	50	53	16	38	42	51	7	31	64	87	248 ¹	8 ¹	44 ¹	36 ¹	19 ¹	246 ¹	43 ¹	6 ²	89 ²	45 ²	28 ²	511 ³						
12	17	12	3	50	49	16	38	42	51	7	31	64	87	248 ¹	8 ¹	44 ¹	36 ¹	19 ¹	246 ¹	43 ¹	6 ²	89 ²	45 ²	28 ²	511 ³							

