



GT-CER

RACE READY
IBERIAN HISTORIC RACINGCIRCUITO DE
NAVARRA

CIRCUITO DE NAVARRA 3.933 m.

HGPCA

FESTIVAL DE LA VELOCIDAD

Entrenamientos Privados

Classification

No Drivers	Team	Car	Cl.	Time	Lap Total	Gap	Kph
1 12 R. Friedrichs	DMSB	Cooper T53	7b	1:56.767	11 12	- -	121.3
2 49 A. Beaumont	Motorsport UK	Lotus 18 915	12	1:57.450	12 12	+0.683 +0.683	120.6
3 11 J. Maeers	Motorsport UK	Brabham BT11A	12	2:01.802	10 11	+5.035 +4.352	116.2
4 7 N. Topliss	Motorsport UK	Cooper T53 Low Line	12	2:02.587	7 10	+5.820 +0.785	115.5
5 27 S. Hart	Motorsport UK	Cooper Maserati T51	9	2:03.241	11 12	+6.474 +0.654	114.9
6 51 R. Jolley	Motorsport UK	Cooper T43/51	9	2:03.247	12 12	+6.480 +0.006	114.9
7 21 A. Morton	Motorsport UK	Lotus 21 939/952	10a	2:04.676	10 12	+7.909 +1.429	113.6
8 31 G. Fierro	RSEA	Maserati 250F 2501/2523	6	2:06.261	8 12	+9.494 +1.585	112.1
9 37 E. Perk	KNAF	Heron F1	10a	2:08.985	9 9	+12.218 +2.724	109.8
10 248 K. Lehr	DMSB	Maserati 250F CM5	6	2:10.523	5 8	+13.756 +1.538	108.5
11 20 H. Sykes	Motorsport UK	Cooper T45	9	2:10.603	6 7	+13.836 +0.080	108.4
12 44 K. Bergs	DMSB	Lotus 18 908	10a	2:16.112	9 11	+19.345 +5.509	104.0
13 47 B. Jolliffe	Motorsport UK	Cooper T45	9	2:16.390	3 7	+19.623 +0.278	103.8
14 25 S. Rettenmaier	DMSB	Maserati 250F 2507	6	2:26.089	9 10	+29.322 +9.699	96.9
15 16 K. Rettenmaier	DMSB	Cooper Bristol Mk II	5	2:42.026	6 7	+45.259 +15.937	87.4
16 41 T. Waterfield	Motorsport UK	Cooper T41	7c				
17 59 C. Martin	Motorsport UK	Cooper T53	7b		1		
18 110 V. Hichert	DMSB	Talbot Lago T26C	2				


Fastest Lap: Lap 11 | Rudi Friedrichs | **1:56.767** | 121.3 Kph

Published at:

Track Status: **DRY**

Race Director:

Timekeeper:



CIRCUITO DE NAVARRA 3.933 m.

HGPCA

FESTIVAL DE LA VELOCIDAD

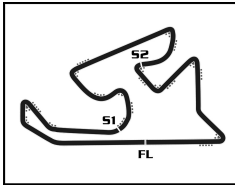
Entrenamientos Privados

Classification by Driver Fastest Lap

No	Team	Car	Class	Driver	Time Lap	Total	Gap	Kph
1	12 DMSB	Cooper T53	7b	Rudi Friedrichs	1:56.767	11 12		121.3
2	49 Motorsport UK	Lotus 18 915	12	Andrew Beaumont	1:57.450	12 12	0.683 0.683	120.6
3	11 Motorsport UK	Brabham BT11A	12	Justin Maeers	2:01.802	10 11	5.035 4.352	116.2
4	7 Motorsport UK	Cooper T53 Low Line	12	Nick Topliss	2:02.587	7 10	5.820 0.785	115.5
5	27 Motorsport UK	Cooper Maserati T51	9	Steve Hart	2:03.241	11 12	6.474 0.654	114.9
6	51 Motorsport UK	Cooper T43/51	9	Rod Jolley	2:03.247	12 12	6.480 0.006	114.9
7	21 Motorsport UK	Lotus 21 939/952	10a	Alex Morton	2:04.676	10 12	7.909 1.429	113.6
8	31 RSEA	Maserati 250F 2501/2523	6	Guillermo Fierro	2:06.261	8 12	9.494 1.585	112.1
9	37 KNAF	Heron F1	10a	Eddy Perk	2:08.985	9 9	12.218 2.724	109.8
10	248 DMSB	Maserati 250F CM5	6	Klaus Lehr	2:10.523	5 8	13.756 1.538	108.5
11	20 Motorsport UK	Cooper T45	9	Harvey Sykes	2:10.603	6 7	13.836 0.080	108.4
12	44 DMSB	Lotus 18 908	10a	Klaus Bergs	2:16.112	9 11	19.345 5.509	104.0
13	47 Motorsport UK	Cooper T45	9	Brian Jolliffe	2:16.390	3 7	19.623 0.278	103.8
14	25 DMSB	Maserati 250F 2507	6	Stephan Rettenmaier	2:26.089	9 10	29.322 9.699	96.9
15	16 DMSB	Cooper Bristol Mk II	5	Klara Rettenmaier	2:42.026	6 7	45.259 15.937	87.4
16	59 Motorsport UK	Cooper T53	7b	Charlie Martin		1		
17	41 Motorsport UK	Cooper T41	7c	Tom Waterfield				
18	110 DMSB	Talbot Lago T26C	2	Volker Hichert				

Published at:

Race Director:	Timekeeper:
----------------	-------------

GT-CER
CAMPEONATO DE ESPAÑA HISTÓRICARACE READY
IBERIAN HISTORIC RACING

CIRCUITO DE NAVARRA 3.933 m

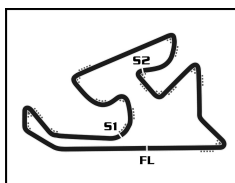
HGPCA

FESTIVAL DE LA VELOCIDAD

Entrenamientos Privados

Best Sector Times

Sector 1		Sector 2		Sector 3		No Team	Class	Ideal Lap	Best Lap		
No Driver	Time	No Driver	Time	No Driver	Time						
1	12 R.Friedrichs	31.422	12 R.Friedrichs	42.568	12 R.Friedrichs	41.972	1	12 DMSB	7b	1:55.962	1:56.767 (1)
2	49 A.Beaumont	31.611	49 A.Beaumont	43.646	49 A.Beaumont	42.011	2	49 Motorsport UK	12	1:57.268	1:57.450 (2)
3	11 J.Maeers	32.753	11 J.Maeers	44.758	7 N.Topliss	43.622	3	11 Motorsport UK	12	2:01.655	2:01.802 (3)
4	27 S.Hart	33.002	51 R.Jolley	45.001	11 J.Maeers	44.144	4	7 Motorsport UK	12	2:02.259	2:02.587 (4)
5	51 R.Jolley	33.288	7 N.Topliss	45.045	27 S.Hart	44.645	5	27 Motorsport UK	9	2:02.984	2:03.241 (5)
6	7 N.Topliss	33.592	21 A.Morton	45.237	51 R.Jolley	44.707	6	51 Motorsport UK	9	2:02.996	2:03.247 (6)
7	31 G.Fierro	33.804	27 S.Hart	45.337	21 A.Morton	44.886	7	21 Motorsport UK	10a	2:04.397	2:04.676 (7)
8	21 A.Morton	34.274	31 G.Fierro	46.480	20 H.Sykes	45.137	8	31 RSEA	6	2:05.593	2:06.261 (8)
9	37 E.Perk	35.578	37 E.Perk	46.528	31 G.Fierro	45.309	9	37 KNAF	10a	2:08.216	2:08.985 (9)
10	248 K.Lehr	35.889	248 K.Lehr	47.305	37 E.Perk	46.110	10	20 Motorsport UK	9	2:09.294	2:10.603 (11)
11	20 H.Sykes	36.022	20 H.Sykes	48.135	248 K.Lehr	46.241	11	248 DMSB	6	2:09.435	2:10.523 (10)
12	47 B.Jolliffe	37.130	47 B.Jolliffe	48.322	44 K.Bergs	47.861	12	47 Motorsport UK	9	2:14.594	2:16.390 (13)
13	44 K.Bergs	37.892	44 K.Bergs	49.575	47 B.Jolliffe	49.142	13	44 DMSB	10a	2:15.328	2:16.112 (12)
14	25 S.Rettenmaier	39.283	25 S.Rettenmaier	53.904	59 C.Martin	49.355	14	25 DMSB	6	2:24.853	2:26.089 (14)
15	16 K.Rettenmaier	45.796	59 C.Martin	56.517	25 S.Rettenmaier	51.666	15	16 DMSB	5	2:39.821	2:42.026 (15)



CIRCUITO DE NAVARRA 3.933 m

HGPCA FESTIVAL DE LA VELOCIDAD Entrenamientos Privados

Best Top Speed

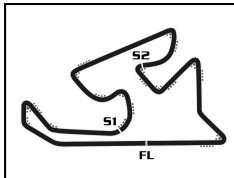
Team	Car	Class	Top Speed	Top 1 Kph Lap	Top 2 Kph Lap	Top 3 Kph Lap	Top 4 Kph Lap	Top 5 Kph Lap	Avg					
12 DMSB	Cooper T53	7b	R. Friedrichs	211.4	10	205.7	11	203.8	9	196.4	12	196.0	8	202,7
27 Motorsport UK	Cooper Maserati T51	9	S. Hart	204.9	12	197.8	10	197.4	11	192.9	8	188.2	6	196,2
51 Motorsport UK	Cooper T43/51	9	R. Jolley	200.4	8	199.6	6	197.1	5	196.4	12	196.0	9	197,9
31 RSEA	Maserati 250F 2501/2523	6	G. Fierro	197.8	12	197.4	11	194.2	8	191.2	9	189.5	10	194,0
49 Motorsport UK	Lotus 18 915	12	A. Beaumont	194.6	12	192.9	8	192.5	10	192.2	9	188.2	7	192,1
11 Motorsport UK	Brabham BT11A	12	J. Maeers	188.5	10	184.9	11	184.3	8	180.0	9	175.3	7	182,6
7 Motorsport UK	Cooper T53 Low Line	12	N. Topliss	181.2	7	173.9	5	172.8	9	170.6	6	169.0	8	173,5
47 Motorsport UK	Cooper T45	9	B. Jolliffe	180.9	7	177.3	4	164.6	6	162.4	5	157.0	3	168,4
21 Motorsport UK	Lotus 21 939/952	10a	A. Morton	176.2	10	174.2	9	164.9	11	162.7	7	156.1	8	166,8
37 KNAF	Heron F1	10a	E. Perk	173.9	9	166.9	8	157.2	6	150.8	4	139.7	5	157,7
248 DMSB	Maserati 250F CM5	6	K. Lehr	170.1	7	165.9	6	165.1	5	165.1	8	151.0	4	163,4
20 Motorsport UK	Cooper T45	9	H. Sykes	164.6	7	160.5	5	152.5	4	147.3	3	144.8	6	153,9
44 DMSB	Lotus 18 908	10a	K. Bergs	160.2	10	157.7	11	150.8	9	150.6	7	146.5	8	153,2
25 DMSB	Maserati 250F 2507	6	S. Rettenmaier	158.6	8	156.5	10	150.4	9	149.2	6	144.8	7	151,9
16 DMSB	Cooper Bristol Mk II	5	K. Rettenmaier	129.3	4	129.2	6	127.5	7	124.4	5	108.8	3	123,8
59 Motorsport UK	Cooper T53	7b	C. Martin	114.2	1									114,2
41 Motorsport UK	Cooper T41	7c												
110 DMSB	Talbot Lago T26C	2												



GT-CER
COMPARTICEMOS CON VOS A PASADORA



RACE READY
IBERIAN HISTORIC RACING



HGPCA


FESTIVAL DE LA VELOCIDAD

Entrenamientos Privados

CIRCUITO DE NAVARRA 3.933 m.

Fastest Lap Sequence

Elapsed	No Team	Car	Class	Driver	Time	Kph	Lap
4:22.684	12 DMSB	Cooper T53	7b	Rudi Friedrichs	2:02.934	115.2	2
6:23.648	12 DMSB	Cooper T53	7b	Rudi Friedrichs	2:00.964	117.0	3
8:21.793	12 DMSB	Cooper T53	7b	Rudi Friedrichs	1:58.145	119.8	4
12:17.271	12 DMSB	Cooper T53	7b	Rudi Friedrichs	1:57.104	120.9	6
22:05.700	12 DMSB	Cooper T53	7b	Rudi Friedrichs	1:56.767	121.3	11




HGPCA FESTIVAL DE LA VELOCIDAD

Entrenamientos Privados

Sector Analysis

Circuit: CIRCUITO DE NAVARRA 3.933 m							Legend: — Invalidated Lap ■ Personal Best ■ Session Best ■ Crossing the pit lane													
Lap	D	Time	Sector 1	Sector 2	Sector 3	Kph	Elapsed	Lap	D	Time	Sector 1	Sector 2	Sector 3	Kph	Elapsed					
7		Motorsport UK 1.Nick Topliss					Cooper T53 Low Line 12		20		Motorsport UK 1.Harvey Sykes					Cooper T45 9				
1	1	2:43.548	1:02.527	51.792	49.229	86.6	2:43.548	1	1	2:57.236	1:11.638	55.715	49.883	79.9	2:57.236					
2	1	2:15.277	38.745	49.154	47.378	104.7	4:58.825	2	1	2:21.111	39.871	53.375	47.865	100.3	5:18.347					
3	1	2:06.312	35.221	46.355	44.736	112.1	7:05.137	3	1	2:15.451	39.843	49.330	46.278	104.5	7:33.798					
4	1	2:05.516	35.051	45.833	44.632	112.8	9:10.653	4	1	2:13.066	37.539	49.017	46.510	106.4	9:46.864					
5	1	2:05.143	34.530	46.242	44.371	113.1	11:15.796	5	1	2:11.987	36.517	49.020	46.450	107.3	11:58.851					
6	1	2:03.996	34.229	46.145	43.622	114.2	13:19.792	6	1	2:10.603	37.106	48.360	45.137	108.4	14:09.454					
7	1	2:02.587	33.592	45.045	43.950	115.5	15:22.379	7	1	2:10.943	36.022	48.135	46.786	108.1	16:20.397					
8	1	2:04.647	34.093	45.888	44.666	113.6	17:27.026								21		Motorsport UK 1.Alex Morton		Lotus 21 939/952 10a	
9	1	2:04.033	34.414	45.523	44.096	114.2	19:31.059	1	1	2:42.795	58.409	53.176	51.210	87.0	2:42.795					
10	1	2:12.245	35.747	46.705	49.793	107.1	21:43.304	2	1	2:18.006	38.672	51.007	48.327	102.6	5:00.801					
11		Motorsport UK 1.Justin Maers					Brabham BT11A 12		3	1	2:11.724	37.100	47.476	47.148	107.5	7:12.525				
1	1	2:55.414	1:09.665	54.994	50.755	80.7	2:55.414	4	1	2:15.511	37.764	49.430	48.317	104.5	9:28.036					
2	1	2:20.764	40.005	53.076	47.683	100.6	5:16.178	5	1	2:11.205	38.379	45.437	47.389	107.9	11:39.241					
3	1	2:12.937	37.212	49.238	46.487	106.5	7:29.115	6	1	2:11.570	37.957	47.772	45.841	107.6	13:50.811					
4	1	2:09.859	36.305	47.511	46.043	109.0	9:38.974	7	1	2:06.202	35.495	45.388	45.319	112.2	15:57.013					
5	1	2:11.669	35.271	49.845	46.553	107.5	11:50.643	8	1	2:06.008	34.994	45.429	45.585	112.4	18:03.021					
6	1	2:05.778	34.885	46.032	44.861	112.6	13:56.421	9	1	2:10.313	37.240	46.823	46.250	108.7	20:13.334					
7	1	2:04.988	33.888	46.956	44.144	113.3	16:01.409	10	1	2:04.676	34.274	45.516	44.886	113.6	22:18.010					
8	1	2:03.150	33.188	45.810	44.152	115.0	18:04.559	11	1	2:05.843	35.339	45.237	45.267	112.5	24:23.853					
9	1	2:04.638	33.891	45.986	44.761	113.6	20:09.197	12	1	2:08.515	37.660	45.583	45.272	110.2	26:32.368					
10	1	2:01.802	32.753	44.842	44.207	116.2	22:10.999								25		DMSB 1.Stephan Rettenmaier		Maserati 250F 2507 6	
11	1	2:03.753	33.467	44.758	45.528	114.4	24:14.752	1	1	3:38.916	1:27.333	1:06.069	1:05.514	64.7	3:38.916					
12		DMSB 1.Rudi Friedrichs					Cooper T53 7b		2	1	2:53.922	51.046	1:04.260	58.616	81.4	6:32.838				
1	1	2:19.750	47.800	47.560	44.390	101.3	2:19.750	3	1	2:45.710	48.385	1:00.865	56.460	85.4	9:18.548					
2	1	2:02.934	34.332	45.048	43.554	115.2	4:22.684	4	1	2:39.348	45.107	57.834	56.407	88.9	11:57.896					
3	1	2:00.964	33.122	43.817	44.025	117.0	6:23.648	5	1	2:32.924	42.202	57.178	53.544	92.6	14:30.820					
4	1	1:58.145	31.889	43.672	42.584	119.8	8:21.793	6	1	2:29.110	41.353	55.207	52.550	95.0	16:59.930					
5	1	1:58.374	32.459	43.507	42.408	119.6	10:20.167	7	1	2:28.548	41.283	55.396	51.869	95.3	19:28.478					
6	1	1:57.104	31.774	43.358	41.972	120.9	12:17.271	8	1	2:28.384	40.385	55.525	52.474	95.4	21:56.862					
7	1	1:58.135	32.265	43.372	42.498	119.9	14:15.406	9	1	2:26.089	39.283	53.904	52.902	96.9	24:22.951					
8	1	1:57.319	31.422	43.591	42.306	120.7	16:12.725	10	1	2:26.118	40.484	53.968	51.666	96.9	26:49.069					
9	1	1:58.468	31.767	44.126	42.575	119.5	18:11.193								27		Motorsport UK 1.Steve Hart		Cooper Maserati T51 9	
10	1	1:57.740	31.513	43.487	42.740	120.3	20:08.933	1	1	3:06.186	1:26.110	52.427	47.649	76.0	3:06.186					
11	1	1:56.767	31.620	43.041	42.106	121.3	22:05.700	2	1	2:12.822	37.077	48.876	46.869	106.6	5:19.008					
12	1	1:58.212	32.020	43.632	42.560	119.8	24:03.912	3	1	2:12.190	36.769	48.858	46.563	107.1	7:31.198					
16		DMSB 1.Klara Rettenmaier					Cooper Bristol Mk II 5		4	1	2:09.313	36.474	47.237	45.602	109.5	9:40.511				
1	1	3:40.377	1:28.371	1:08.670	1:03.336	64.2	3:40.377	5	1	2:07.892	34.433	47.843	45.616	110.7	11:48.403					
2	1	2:56.481	52.953	1:03.436	1:00.092	80.2	6:36.858	6	1	2:07.391	34.558	47.281	45.552	111.1	13:55.794					
3	1	2:49.431	48.390	1:01.480	59.561	83.6	9:26.289	7	1	2:04.668	33.817	46.002	44.849	113.6	16:00.462					
4	1	2:46.134	46.197	1:01.141	58.796	85.2	12:12.423	8	1	2:04.298	33.287	46.083	44.928	113.9	18:04.760					
5	1	2:44.355	46.571	59.903	57.881	86.1	14:56.778	9	1	2:06.843	34.844	46.313	45.686	111.6	20:11.603					
6	1	2:42.026	45.796	59.118	57.112	87.4	17:38.804	10	1	2:03.267	33.002	45.603	44.662	114.9	22:14.870					
7	1	2:43.435	47.207	59.118	57.110	86.6	20:22.239	11	1	2:03.241	33.259	45.337	44.645	114.9	24:18.111					




HGPCA FESTIVAL DE LA VELOCIDAD

Entrenamientos Privados

Sector Analysis

— Invalidated Lap ■ Personal Best ■ Session Best B Crossing the pit lane

Lap	D	Time	Sector 1	Sector 2	Sector 3	Kph	Elapsed	Lap	D	Time	Sector 1	Sector 2	Sector 3	Kph	Elapsed
12	1	2:03.351	33.124	45.468	44.759	114.8	26:21.462								
31		RSEA													
		1.Guillermo Fierro													
1	1	3:02.850	1:24.088	51.424	47.338	77.4	3:02.850								
2	1	2:14.650	36.296	49.892	48.462	105.2	5:17.500								
3	1	2:13.539	37.390	48.705	47.444	106.0	7:31.039								
4	1	2:12.007	37.849	46.929	47.229	107.3	9:43.046								
5	1	2:08.277	35.079	47.333	45.865	110.4	11:51.323								
6	1	2:07.747	35.394	46.480	45.873	110.8	13:59.070								
7	1	2:08.472	34.467	48.506	45.499	110.2	16:07.542								
8	1	2:06.261	34.042	46.782	45.437	112.1	18:13.803								
9	1	2:08.080	33.804	47.469	46.807	110.5	20:21.883								
10	1	2:08.312	34.582	48.008	45.722	110.3	22:30.195								
11	1	2:07.351	34.766	47.168	45.417	111.2	24:37.546								
12	1	2:06.905	34.234	47.362	45.309	111.6	26:44.451								
		49													
		Motorsport UK													
		1.Andrew Beaumont													
		Lotus 18 915													
		12													
1	1	2:39.762	56.865	53.159	49.738	88.6	2:39.762								
2	1	2:10.721	36.820	47.675	46.226	108.3	4:50.483								
3	1	2:08.766	36.310	47.052	45.404	110.0	6:59.249								
4	1	2:09.822	35.102	48.535	46.185	109.1	9:09.071								
5	1	2:05.759	34.929	45.657	45.173	112.6	11:14.830								
6	1	2:02.743	33.897	44.917	43.929	115.4	13:17.573								
7	1	2:00.286	33.115	44.022	43.149	117.7	15:17.859								
8	1	1:59.264	32.564	43.690	43.010	118.7	17:17.123								
9	1	2:00.757	32.415	44.213	44.129	117.3	19:17.880								
10	1	2:02.503	32.962	46.434	43.107	115.6	21:20.383								
11	1	1:58.658	32.301	43.646	42.711	119.3	23:19.041								
12	1	1:57.450	31.611	43.828	42.011	120.6	25:16.491								
		51													
		Motorsport UK													
		1.Rod Jolley													
		Cooper T43/51													
		9													
1	1	2:43.103	1:01.119	51.088	50.896	86.8	2:43.103								
2	1	2:17.037	37.741	51.088	48.208	103.3	5:00.140								
3	1	2:09.206	35.889	47.198	46.119	109.6	7:09.346								
4	1	2:06.762	33.840	45.581	47.341	111.7	9:16.108								
5	1	2:05.564	33.971	45.757	45.836	112.8	11:21.672								
6	1	2:04.557	33.673	45.359	45.525	113.7	13:26.229								
7	1	2:04.686	33.875	45.505	45.306	113.6	15:30.915								
8	1	2:04.489	33.310	45.383	45.796	113.7	17:35.404								
9	1	2:04.001	33.505	45.238	45.258	114.2	19:39.405								
10	1	2:06.351	33.288	47.884	45.179	112.1	21:45.756								
11	1	2:05.538	34.676	45.001	45.861	112.8	23:51.294								
12	1	2:03.247	33.467	45.073	44.707	114.9	25:54.541								
		59													
		Motorsport UK													
		1.Charlie Martin													
		Cooper T53													
		7b													
1	1	3:24.456	1:38.584	56.517	49.355	69.3	3:24.456								
		248													
		DMSB													
		1.Klaus Lehr													
		Maserati 250F CM5													
		6													
1	1	2:54.432	1:08.000	55.510	50.922	81.2	2:54.432								
2	1	2:21.671	40.333	52.737	48.601	99.9	5:16.103								
3	1	2:16.116	37.912	51.351	46.853	104.0	7:32.219								
4	1	2:11.264	37.100	47.923	46.241	107.9	9:43.483								
5	1	2:10.523	36.065	47.305	47.153	108.5	11:54.006								
6	1	2:10.939	36.069	47.606	47.264	108.1	14:04.945								
7	1	2:11.716	35.889	48.236	47.591	107.5	16:16.661								
8	1	2:13.901	36.870	49.001	48.030	105.7	18:30.562								
		47													
		Motorsport UK													
		1.Brian Jolliffe													
		Cooper T45													
		9													
1	1	2:43.911	1:00.429	52.399	51.083	86.4	2:43.911								
2	1	2:18.521	39.254	49.790	49.477	102.2	5:02.432								
3	1	2:16.390	37.955	48.322	50.113	103.8	7:18.822								
4	1	2:25.286	37.850	54.871	52.565	97.5	9:44.108								
5	1	2:18.077	37.130	50.022	50.925	102.5	12:02.185								
6	1	2:17.866	37.879	50.845	49.142	102.7	14:20.051								
7	1	2:20.117	37.198	52.544	50.375	101.0	16:40.168								

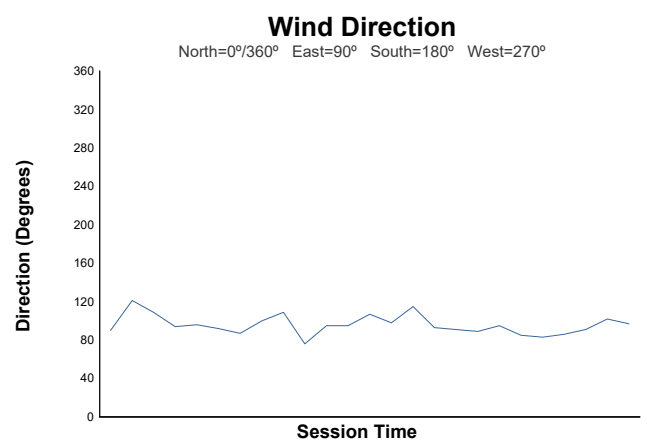
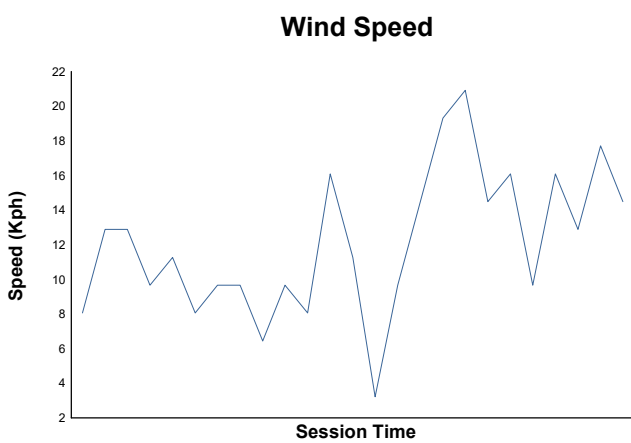
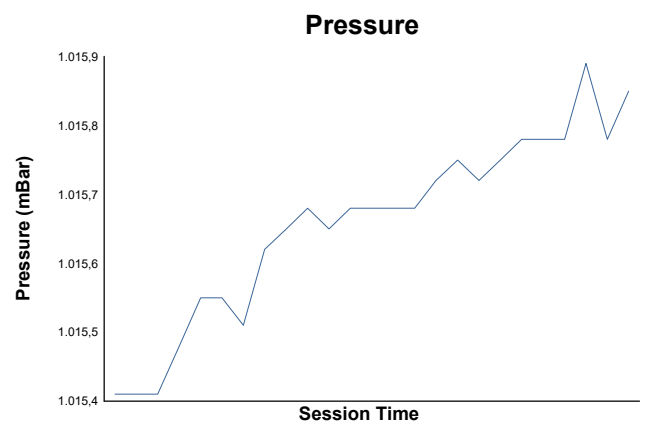
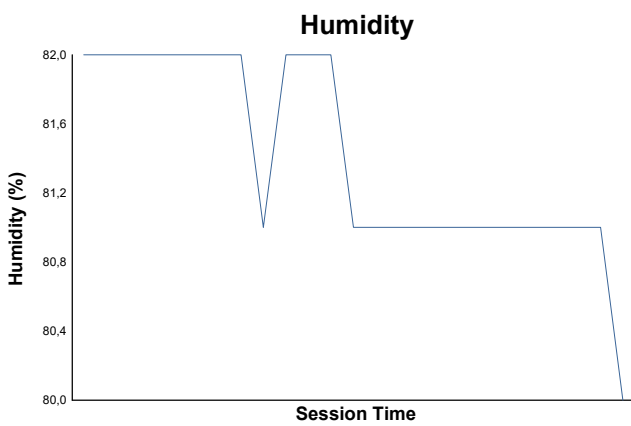
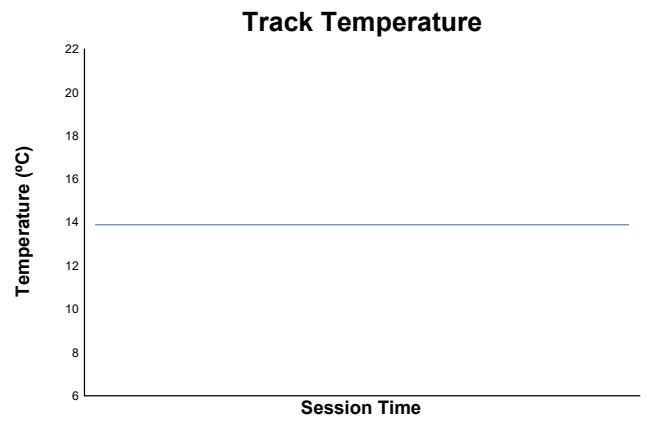
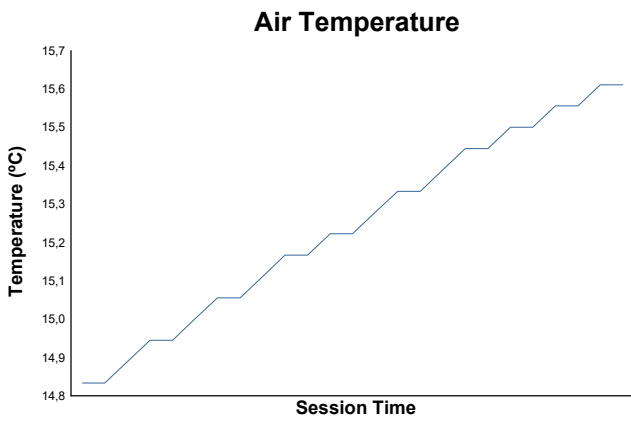


FESTIVAL DE LA VELOCIDAD

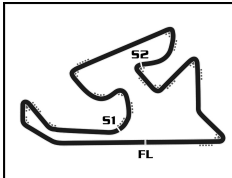
HGPCA

Entrenamientos Privados

Weather Report



Track Status: **DRY**

GT-CER
CAMPEONATO DE ESPAÑA DE HISTÓRICORACE READY
IBERIAN HISTORIC RACINGCIRCUITO DE
NAVARRA

CIRCUITO DE NAVARRA 3.933 m.

HGPCA

FESTIVAL DE LA VELOCIDAD

Entrenamientos Cronometrados

Final Classification

No Drivers	Team	Car	Cl.	Time	Lap Total	Gap	Kph
1 11 J. Maers	Motorsport UK	Brabham BT11A	12	1:56.552	13 13	- -	121.5
2 12 R. Friedrichs	DMSB	Cooper T53	7b	1:56.678	7 10	+0.126 +0.126	121.3
3 49 A. Beaumont	Motorsport UK	Lotus 18 915	12	1:56.729	10 10	+0.177 +0.051	121.3
4 7 N. Topliss	Motorsport UK	Cooper T53 Low Line	12	2:02.283	5 6	+5.731 +5.554	115.8
5 51 R. Jolley	Motorsport UK	Cooper T43/51	9	2:02.500	6 11	+5.948 +0.217	115.6
6 31 G. Fierro	RSEA	Maserati 250F 2501/2523	6	2:03.619	9 9	+7.067 +1.119	114.5
7 21 A. Morton	Motorsport UK	Lotus 21 939/952	10a	2:03.896	3 12	+7.344 +0.277	114.3
8 37 E. Perk	KNAF	Heron F1	10a	2:03.953	6 8	+7.401 +0.057	114.2
9 27 S. Hart	Motorsport UK	Cooper Maserati T51	9	2:04.017	4 12	+7.465 +0.064	114.2
10 41 T. Waterfield	Motorsport UK	Cooper T41	7c	2:08.069	4 8	+11.517 +4.052	110.6
11 248 K. Lehr	DMSB	Maserati 250F CM5	6	2:10.565	9 9	+14.013 +2.496	108.4
12 44 K. Bergs	DMSB	Lotus 18 908	10a	2:11.328	10 11	+14.776 +0.763	107.8
13 47 B. Jolliffe	Motorsport UK	Cooper T45	9	2:13.959	7 9	+17.407 +2.631	105.7
14 25 S. Rettenmaier	DMSB	Maserati 250F 2507	6	2:19.144	3 11	+22.592 +5.185	101.8
15 110 V. Hichert	DMSB	Talbot Lago T26C	2	2:20.670	10 10	+24.118 +1.526	100.7
16 16 K. Rettenmaier	DMSB	Cooper Bristol Mk II	5	2:24.177	10 10	+27.625 +3.507	98.2

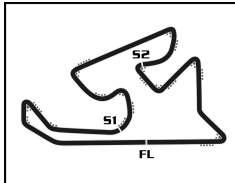
Fastest Lap:	Lap 13	Justin Maers	1:56.552	121.5 Kph
---------------------	--------	--------------	-----------------	-----------

Published at:

Track Status: **DRY**

Stewards:

Timekeeper:

GT-CER
CAMPEONATO DE ESPAÑA HISTÓRICARACE READY
IBERIAN HISTORIC RACINGCIRCUITO DE
NAVARRA

CIRCUITO DE NAVARRA 3.933 m.

HGPCA

FESTIVAL DE LA VELOCIDAD

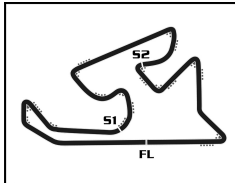
After Entrenamientos Cronometrados

Provisional Classification by Driver Fastest Lap

No	Team	Car	Class	Driver	Time	Laps	Gap	Kph	Session
1	11 Motorsport UK	Brabham BT11A	12	Justin Maers	1:56.552	24		121.5	Cronometrados
2	12 DMSB	Cooper T53	7b	Rudi Friedrichs	1:56.678	22	0.126	121.3	Cronometrados
3	49 Motorsport UK	Lotus 18 915	12	Andrew Beaumont	1:56.729	22	0.177	121.3	Cronometrados
4	7 Motorsport UK	Cooper T53 Low Line	12	Nick Topliss	2:02.283	16	5.731	115.8	Cronometrados
5	51 Motorsport UK	Cooper T43/51	9	Rod Jolley	2:02.500	23	5.948	115.6	Cronometrados
6	27 Motorsport UK	Cooper Maserati T51	9	Steve Hart	2:03.241	24	6.689	114.9	Privados
7	31 RSEA	Maserati 250F 2501/2523	6	Guillermo Fierro	2:03.619	21	7.067	114.5	Cronometrados
8	21 Motorsport UK	Lotus 21 939/952	10a	Alex Morton	2:03.896	24	7.344	114.3	Cronometrados
9	37 KNAF	Heron F1	10a	Eddy Perk	2:03.953	17	7.401	114.2	Cronometrados
10	41 Motorsport UK	Cooper T41	7c	Tom Waterfield	2:08.069	8	11.517	110.6	Cronometrados
11	248 DMSB	Maserati 250F CM5	6	Klaus Lehr	2:10.523	17	13.971	108.5	Privados
12	44 DMSB	Lotus 18 908	10a	Klaus Bergs	2:11.328	22	14.776	107.8	Cronometrados
13	47 Motorsport UK	Cooper T45	9	Brian Jolliffe	2:13.959	16	17.407	105.7	Cronometrados
14	25 DMSB	Maserati 250F 2507	6	Stephan Rettenmaier	2:19.144	21	22.592	101.8	Cronometrados
15	110 DMSB	Talbot Lago T26C	2	Volker Hichert	2:20.670	10	24.118	100.7	Cronometrados
16	16 DMSB	Cooper Bristol Mk II	5	Klara Rettenmaier	2:24.177	17	27.625	98.2	Cronometrados

Published at:

Race Director:	Timekeeper:
Race Director:	

GT-CER
CAMPEONATO DE ESPAÑA HISTÓRICARACE READY
IBERIAN HISTORIC RACINGCIRCUITO DE
NAVARRA

CIRCUITO DE NAVARRA 3.933 m.

HGPCA

FESTIVAL DE LA VELOCIDAD

After Entrenamientos Cronometrados

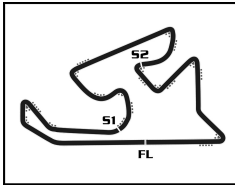
Provisional Classification by Driver And Class Fastest Lap

No	Team	Car	Class	Driver	Time	Laps	Gap	Kph	Session
7c									
1	41 Motorsport UK	Cooper T41	7c	Tom Waterfield	2:08.069	8		110.6	Cronometrados
2									
1	110 DMSB	Talbot Lago T26C	2	Volker Hichert	2:20.670	10		100.7	Cronometrados
7b									
1	12 DMSB	Cooper T53	7b	Rudi Friedrichs	1:56.678	22		121.3	Cronometrados
12									
1	11 Motorsport UK	Brabham BT11A	12	Justin Maeers	1:56.552	24		121.5	Cronometrados
2	49 Motorsport UK	Lotus 18 915	12	Andrew Beaumont	1:56.729	22	0.177	121.3	Cronometrados
3	7 Motorsport UK	Cooper T53 Low Line	12	Nick Topliss	2:02.283	16	5.731	115.8	Cronometrados
9									
1	51 Motorsport UK	Cooper T43/51	9	Rod Jolley	2:02.500	23		115.6	Cronometrados
2	27 Motorsport UK	Cooper Maserati T51	9	Steve Hart	2:03.241	24	0.741	114.9	Privados
3	47 Motorsport UK	Cooper T45	9	Brian Jolliffe	2:13.959	16	11.459	105.7	Cronometrados
10a									
1	21 Motorsport UK	Lotus 21 939/952	10a	Alex Morton	2:03.896	24		114.3	Cronometrados
2	37 KNAF	Heron F1	10a	Eddy Perk	2:03.953	17	0.057	114.2	Cronometrados
3	44 DMSB	Lotus 18 908	10a	Klaus Bergs	2:11.328	22	7.432	107.8	Cronometrados
6									
1	31 RSEA	Maserati 250F 2501/2523	6	Guillermo Fierro	2:03.619	21		114.5	Cronometrados
2	248 DMSB	Maserati 250F CM5	6	Klaus Lehr	2:10.523	17	6.904	108.5	Privados
3	25 DMSB	Maserati 250F 2507	6	Stephan Rettenmaier	2:19.144	21	15.525	101.8	Cronometrados
5									
1	16 DMSB	Cooper Bristol Mk II	5	Klara Rettenmaier	2:24.177	17		98.2	Cronometrados

Published at:

Race Director:

Timekeeper:

GT-CER
CAMPEONATO DE ESPAÑA HISTÓRICARACE READY
IBERIAN HISTORIC RACING

CIRCUITO DE NAVARRA 3.933 m

HGPCA

FESTIVAL DE LA VELOCIDAD


Entrenamientos Cronometrados

Best Sector Times

Sector 1			Sector 2			Sector 3			Class	Ideal Lap	Best Lap
No Driver	Time	No Driver	Time	No Driver	Time	No Team					
1	11 J.Maeers	31.064	12 R.Friedrichs	42.764	11 J.Maeers	41.700	1	11 Motorsport UK	12	1:55.830	1:56.552 (1)
2	49 A.Beaumont	31.221	49 A.Beaumont	42.887	49 A.Beaumont	42.216	2	49 Motorsport UK	12	1:56.324	1:56.729 (3)
3	12 R.Friedrichs	31.669	11 J.Maeers	43.066	12 R.Friedrichs	42.242	3	12 DMSB	7b	1:56.675	1:56.678 (2)
4	51 R.Jolley	32.986	37 E.Perk	44.367	7 N.Topliss	43.206	4	7 Motorsport UK	12	2:01.809	2:02.283 (4)
5	27 S.Hart	33.282	51 R.Jolley	44.451	31 G.Fierro	44.035	5	51 Motorsport UK	9	2:02.332	2:02.500 (5)
6	7 N.Topliss	33.506	21 A.Morton	44.558	21 A.Morton	44.515	6	21 Motorsport UK	10a	2:02.966	2:03.896 (7)
7	31 G.Fierro	33.605	7 N.Topliss	45.097	27 S.Hart	44.564	7	37 KNAF	10a	2:02.994	2:03.953 (8)
8	37 E.Perk	33.852	27 S.Hart	45.478	37 E.Perk	44.775	8	31 RSEA	6	2:03.191	2:03.619 (6)
9	21 A.Morton	33.893	31 G.Fierro	45.551	51 R.Jolley	44.895	9	27 Motorsport UK	9	2:03.324	2:04.017 (9)
10	41 T.Waterfield	34.605	41 T.Waterfield	46.192	44 K.Bergs	46.475	10	41 Motorsport UK	7c	2:07.435	2:08.069 (10)
11	248 K.Lehr	35.420	248 K.Lehr	47.522	41 T.Waterfield	46.638	11	248 DMSB	6	2:09.706	2:10.565 (11)
12	44 K.Bergs	36.172	44 K.Bergs	47.603	248 K.Lehr	46.764	12	44 DMSB	10a	2:10.250	2:11.328 (12)
13	47 B.Jolliffe	36.915	47 B.Jolliffe	47.876	47 B.Jolliffe	48.584	13	47 Motorsport UK	9	2:13.375	2:13.959 (13)
14	25 S.Rettenmaier	38.285	110 V.Hichert	50.780	25 S.Rettenmaier	49.466	14	25 DMSB	6	2:18.557	2:19.144 (14)
15	110 V.Hichert	38.574	25 S.Rettenmaier	50.806	110 V.Hichert	49.604	15	110 DMSB	2	2:18.958	2:20.670 (15)
16	16 K.Rettenmaier	40.610	16 K.Rettenmaier	52.349	16 K.Rettenmaier	50.446	16	16 DMSB	5	2:23.405	2:24.177 (16)

GT-CER
CAMPEONATO DE ESPAÑA HISTÓRICARACE READY
SERIE HISTÓRICA RACING

CIRCUITO DE NAVARRA



CIRCUITO DE NAVARRA 3.933 m.


HGPCA

FESTIVAL DE LA VELOCIDAD

After Entrenamientos Cronometrados

Event maximum speed

No	Team	Car	Class	Driver	Top Speed	Lap	Session
12	DMSB	Cooper T53	7b	Rudi Friedrichs	211.4	10	Privados
11	Motorsport UK	Brabham BT11A	12	Justin Maeers	210.1	13	Cronometrados
49	Motorsport UK	Lotus 18 915	12	Andrew Beaumont	209.7	8	Cronometrados
27	Motorsport UK	Cooper Maserati T51	9	Steve Hart	206.9	2	Cronometrados
31	RSEA	Maserati 250F 2501/2523	6	Guillermo Fierro	204.5	9	Cronometrados
51	Motorsport UK	Cooper T43/51	9	Rod Jolley	202.6	6	Cronometrados
21	Motorsport UK	Lotus 21 939/952	10a	Alex Morton	196.4	9	Cronometrados
37	KNAF	Heron F1	10a	Eddy Perk	192.9	9	Cronometrados
47	Motorsport UK	Cooper T45	9	Brian Jolliffe	186.5	9	Cronometrados
7	Motorsport UK	Cooper T53 Low Line	12	Nick Topliss	181.2	7	Privados
41	Motorsport UK	Cooper T41	7c	Tom Waterfield	179.4	6	Cronometrados
44	DMSB	Lotus 18 908	10a	Klaus Bergs	179.1	11	Cronometrados
248	DMSB	Maserati 250F CM5	6	Klaus Lehr	175.9	9	Cronometrados
25	DMSB	Maserati 250F 2507	6	Stephan Rettenmaier	171.4	3	Cronometrados
110	DMSB	Talbot Lago T26C	2	Volker Hichert	169.8	2	Cronometrados
16	DMSB	Cooper Bristol Mk II	5	Klara Rettenmaier	149.2	10	Cronometrados



HGPCA FESTIVAL DE LA VELOCIDAD

Entrenamientos Cronometrados


Sector Analysis

— Invalidated Lap ■ Personal Best ■ Session Best B Crossing the pit lane

Lap	D	Time	Sector 1	Sector 2	Sector 3	Kph	Elapsed	Lap	D	Time	Sector 1	Sector 2	Sector 3	Kph	Elapsed					
7	Motosport UK 1.Nick Topliss Cooper T53 Low Line 12								21	Motosport UK 1.Alex Morton Lotus 21 939/952 10a										
	1	1	2:36.463	1:01.004	48.538	46.921	90.5			2:36.463	1	1	2:31.579	55.847	48.715	47.017	93.4	2:31.579		
	2	1	2:03.354	34.291	45.572	43.491	114.8			4:39.817	2	1	2:07.771	36.072	45.456	46.243	110.8	4:39.350		
	3	1	2:03.757	34.618	45.200	43.939	114.4			6:43.574	3	1	2:03.896	34.207	44.558	45.131	114.3	6:43.246		
	4	1	2:02.773	34.350	45.217	43.206	115.3			8:46.347	4	1	2:05.735	36.296	44.630	44.809	112.6	8:48.981		
	5	1	2:02.283	33.506	45.354	43.423	115.8			10:48.630	5	1	2:04.293	34.335	45.443	44.515	113.9	10:53.274		
	6	1	2:03.038	34.298	45.097	43.643	115.1			12:51.668	6	1	2:04.035	34.144	44.799	45.092	114.2	12:57.309		
11	Motosport UK 1.Justin Maers Brabham BT11A 12								25	DMSB 1.Stephan Rettenmaier Maserati 250F 2507 6										
	1	1	2:19.161	48.829	45.522	44.810	101.7			2:19.161	1	1	3:21.739	1:33.142	55.787	52.810	70.2	3:21.739		
	2	1	2:01.119	33.069	43.861	44.189	116.9			4:20.280	2	1	2:25.860	42.878	52.868	50.114	97.1	5:47.599		
	3	1	2:00.860	32.564	45.127	43.169	117.2			6:21.140	3	1	2:19.144	38.363	51.315	49.466	101.8	8:06.743		
	4	1	1:58.652	31.926	43.812	42.914	119.3			8:19.792	4	1	2:19.461	38.474	50.806	50.181	101.5	10:26.204		
	5	1	2:01.562	32.521	45.526	43.515	116.5			10:21.354	5	1	2:20.410	38.452	51.313	50.645	100.8	12:46.614		
	6	1	1:57.821	31.947	43.416	42.458	120.2			12:19.175	6	1	2:20.606	38.427	51.398	50.781	100.7	15:07.220		
	7	1	1:58.562	32.802	43.285	42.475	119.4			14:17.737	7	1	2:21.167	39.757	51.391	50.019	100.3	17:28.387		
	8	1	1:59.225	31.729	44.482	43.014	118.8			16:16.962	8	1	2:20.968	39.007	51.173	50.788	100.4	19:49.355		
	9	1	1:59.603	32.573	44.499	42.531	118.4			18:16.565	9	1	2:20.176	38.808	51.368	50.000	101.0	22:09.531		
	10	1	2:26.939B	32.161	43.066	1:11.712	96.4			20:43.504	10	1	2:20.956	38.285	52.021	50.650	100.4	24:30.487		
	11	1	2:01.224	35.312	43.425	42.487	116.8			22:44.728	11	1	2:19.650	38.390	51.061	50.199	101.4	26:50.137		
	12	1	1:56.595	31.722	43.173	41.700	121.4			24:41.323	27	Motosport UK 1.Steve Hart Cooper Maserati T51 9								
13	1	1:56.552	31.064	43.240	42.248	121.5	26:37.875	1	1	3:26.956		1:52.814	47.838	46.304	68.4	3:26.956				
12	DMSB 1.Rudi Friedrichs Cooper T53 7b								31	RSEA 1.Guillermo Fierro Maserati 250F 2501/2523 6										
	1	1	2:14.617	44.216	46.595	43.806	105.2			2:14.617		1	1	2:54.749	1:17.738	50.329	46.682	81.0	2:54.749	
	2	1	1:59.714	32.730	44.604	42.380	118.3			4:14.331		2	1	2:08.442	35.404	47.698	45.340	110.2	5:03.191	
	3	1	1:58.453	31.996	44.170	42.287	119.5			6:12.784		3	1	2:05.548	34.987	45.817	44.744	112.8	7:08.739	
	4	1	1:57.697	31.733	43.722	42.242	120.3			8:10.481		4	1	2:04.763	34.214	45.810	44.739	113.5	9:13.502	
	5	1	1:58.139	32.746	42.862	42.531	119.8			10:08.620		5	1	2:04.692	34.067	46.439	44.186	113.6	11:18.194	
	6	1	1:57.180	31.745	43.087	42.348	120.8			12:05.800		31	RSEA 1.Guillermo Fierro Maserati 250F 2501/2523 6							
	7	1	1:56.678	31.669	42.764	42.245	121.3			14:02.478			1	1	2:06.988	33.642	48.532	44.814	111.5	24:21.848
	8	1	1:59.822	33.075	43.906	42.841	118.2			16:02.300			2	1	2:06.131	35.658	45.478	44.995	112.3	26:27.979
	9	1	5:56.438B	32.448	43.349	4:40.641	39.7			21:58.738			3	1	2:04.364	33.662	46.138	44.564	113.8	7:37.713
10	1	2:03.911	37.798	43.530	42.583	114.3	24:02.649	4	1	2:04.017			33.406	45.831	44.780	114.2	9:41.730			
16	DMSB 1.Klara Rettenmaier Cooper Bristol Mk II 5								31	RSEA 1.Guillermo Fierro Maserati 250F 2501/2523 6										
	1	1	3:29.019	1:33.905	59.211	55.903	67.7			3:29.019	5		1	2:08.549	34.721	47.743	46.085	110.1	11:50.279	
	2	1	2:33.405	43.809	56.219	53.377	92.3			6:02.424	6		1	2:05.603	33.547	46.911	45.145	112.7	13:55.882	
	3	1	2:32.614	42.837	56.177	53.600	92.8			8:35.038	7		1	2:05.779	33.321	47.258	45.200	112.6	16:01.661	
	4	1	2:31.282	42.552	55.481	53.249	93.6			11:06.320	8		1	2:04.367	34.115	45.672	44.580	113.8	18:06.028	
	5	1	2:30.643	42.265	55.355	53.023	94.0			13:36.963	9	1	2:04.309	33.282	46.184	44.843	113.9	20:10.337		
	6	1	2:28.649	42.072	54.093	52.484	95.2			16:05.612	10	1	2:04.523	33.487	46.159	44.877	113.7	22:14.860		
	7	1	2:30.406	42.546	55.359	52.501	94.1			18:36.018	11	1	2:06.988	33.642	48.532	44.814	111.5	24:21.848		
	8	1	2:27.012	41.136	54.072	51.804	96.3			21:03.030	12	1	2:06.131	35.658	45.478	44.995	112.3	26:27.979		
	9	1	2:24.935	40.610	53.040	51.285	97.7			23:27.965	31	RSEA 1.Guillermo Fierro Maserati 250F 2501/2523 6								
10	1	2:24.177	41.382	52.349	50.446	98.2	25:52.142	1	1	2:04.763		34.214	45.810	44.739	113.5	9:13.502				

GT-CER
COMPTON RACING ASSOCIATIONRACE READY
THEIR HISTORIC RACING

CIRCUITO DE NAVARRA



HGPCA FESTIVAL DE LA VELOCIDAD Entrenamientos Cronometrados

Sector Analysis

— Invalidated Lap

■ Personal Best

■ Session Best

■ Crossing the pit lane

Lap	D	Time	Sector 1	Sector 2	Sector 3	Kph	Elapsed	Lap	D	Time	Sector 1	Sector 2	Sector 3	Kph	Elapsed
6	1	2:04.211	33.697	45.700	44.814	114.0	13:22.405								
7	1	2:06.842	36.942	45.865	44.035	111.6	15:29.247								
8	1	2:03.786	33.859	45.551	44.376	114.4	17:33.033								
9	1	2:03.619	33.605	45.596	44.418	114.5	19:36.652								

37		KNAF		Heron F1			
1. Eddy Perk				10a			
1	1	2:40.012	1:03.270	50.001	46.741	88.5	2:40.012
2	1	2:06.570	34.273	46.951	45.346	111.9	4:46.582
3	1	2:05.159	34.170	46.214	44.775	113.1	6:51.741
4	1	2:04.971	34.256	45.744	44.971	113.3	8:56.712
5	1	2:05.089	34.140	45.472	45.477	113.2	11:01.801
6	1	2:03.953	33.852	45.097	45.004	114.2	13:05.754
7	1	2:04.054	34.595	44.367	45.092	114.1	15:09.808
8	1	2:05.017	34.554	44.780	45.683	113.3	17:14.825

41		Motorsport UK		Cooper T41			
1. Tom Waterfield				7c			
1	1	2:37.555	58.189	48.860	50.506	89.9	2:37.555
2	1	2:08.820	35.202	46.729	46.889	109.9	4:46.375
3	1	2:09.188	35.816	46.734	46.638	109.6	6:55.563
4	1	2:08.069	34.838	46.445	46.786	110.6	9:03.632
5	1	2:08.264	34.703	46.663	46.898	110.4	11:11.896
6	1	2:08.227	34.906	46.192	47.129	110.4	13:20.123
7	1	2:09.934	35.779	47.133	47.022	109.0	15:30.057
8	1	2:09.170	35.175	46.932	47.063	109.6	17:39.227

44		DMSB		Lotus 18 908			
1. Klaus Bergs				10a			
1	1	2:45.234	1:02.821	53.012	49.401	85.7	2:45.234
2	1	2:16.398	38.635	49.903	47.860	103.8	5:01.632
3	1	2:13.401	38.280	48.152	46.969	106.1	7:15.033
4	1	2:16.339	37.652	48.990	49.697	103.8	9:31.372
5	1	2:13.602	37.181	49.176	47.245	106.0	11:44.974
6	1	2:13.574	38.248	48.563	46.763	106.0	13:58.548
7	1	2:16.214	38.031	50.027	48.156	103.9	16:14.762
8	1	2:15.622	38.037	50.008	47.577	104.4	18:30.384
9	1	2:12.190	37.197	48.053	46.940	107.1	20:42.574
10	1	2:11.328	37.250	47.603	46.475	107.8	22:53.902
11	1	2:11.489	36.172	47.615	47.702	107.7	25:05.391


47		Motorsport UK		Cooper T45			
1. Brian Jolliffe				9			
1	1	2:36.372	55.156	51.207	50.009	90.5	2:36.372
2	1	2:15.752	37.279	49.818	48.655	104.3	4:52.124
3	1	2:19.092	38.146	51.076	49.870	101.8	7:11.216
4	1	2:20.206	37.865	51.933	50.408	101.0	9:31.422
5	1	2:17.128	38.163	49.483	49.482	103.3	11:48.550
6	1	2:17.335	37.225	51.129	48.981	103.1	14:05.885
7	1	2:13.959	36.915	48.236	48.808	105.7	16:19.844
8	1	2:14.377	37.063	48.534	48.780	105.4	18:34.221
9	1	2:14.174	37.714	47.876	48.584	105.5	20:48.395

49		Motorsport UK		Lotus 18 915			
1. Andrew Beaumont				12			
1	1	2:24.924	52.579	48.771	43.574	97.7	2:24.924
2	1	1:59.462	33.071	43.885	42.506	118.5	4:24.386
3	1	1:58.572	32.619	43.140	42.813	119.4	6:22.958
4	1	1:58.076	32.363	43.098	42.615	119.9	8:21.034
5	1	2:06.761	35.238	47.717	43.806	111.7	10:27.795
6	1	2:00.495	34.210	43.555	42.730	117.5	12:28.290
7	1	1:56.847	31.648	42.983	42.216	121.2	14:25.137
8	1	1:57.285	32.114	42.887	42.284	120.7	16:22.422
9	1	2:00.041	32.314	44.208	43.519	117.9	18:22.463
10	1	1:56.729	31.592	42.918	42.219	121.3	20:19.192

51		Motorsport UK		Cooper T43/51			
1. Rod Jolley				9			
1	1	2:31.739	56.316	48.954	46.469	93.3	2:31.739
2	1	2:06.753	35.309	45.716	45.728	111.7	4:38.492
3	1	2:04.334	33.715	45.006	45.613	113.9	6:42.826
4	1	2:03.224	33.622	44.707	44.895	114.9	8:46.050
5	1	2:05.896	34.409	45.754	45.733	112.5	10:51.946
6	1	2:02.500	32.986	44.451	45.063	115.6	12:54.446
7	1	2:04.388	34.226	44.853	45.309	113.8	14:58.834
8	1	2:06.427	33.730	45.604	47.093	112.0	17:05.261
9	1	2:03.911	33.326	45.361	45.224	114.3	19:09.172
10	1	2:03.987	33.267	45.358	45.362	114.2	21:13.159
11	1	2:03.787	33.150	45.300	45.337	114.4	23:16.946

110		DMSB		Talbot Lago T26C				
1. Volker Hichert				2				
1	1	3:22.704	1:35.357	55.863	51.484	69.8	3:22.704	
2	1	2:22.035	38.574	52.615	50.846	99.7	5:44.739	
3	1	2:21.470	39.209	52.321	49.940	100.1	8:06.209	
4	1	3:54.743	B	44.682	57.487	2:12.574	60.3	12:00.952
5	1	2:40.630	56.495	52.466	51.669	88.1	14:41.582	
6	1	2:25.283	42.092	51.809	51.382	97.5	17:06.865	
7	1	2:25.571	43.425	51.809	50.337	97.3	19:32.436	
8	1	2:26.492	45.134	51.255	50.103	96.7	21:58.928	
9	1	2:21.983	41.374	51.005	49.604	99.7	24:20.911	
10	1	2:20.670	40.190	50.780	49.700	100.7	26:41.581	

248		DMSB		Maserati 250F CM5			
1. Klaus Lehr				6			
1	1	2:59.726	1:20.597	50.839	48.290	78.8	2:59.726
2	1	2:13.009	36.621	48.659	47.729	106.4	5:12.735
3	1	2:13.594	37.277	49.263	47.054	106.0	7:26.329
4	1	2:13.118	36.675	48.858	47.585	106.4	9:39.447
5	1	2:10.894	36.558	47.522	46.814	108.2	11:50.341
6	1	2:11.268	36.609	47.895	46.764	107.9	14:01.609
7	1	2:11.591	35.568	48.448	47.575	107.6	16:13.200
8	1	2:12.351	36.163	49.054	47.134	107.0	18:25.551
9	1	2:10.565	35.420	47.696	47.449	108.4	20:36.116



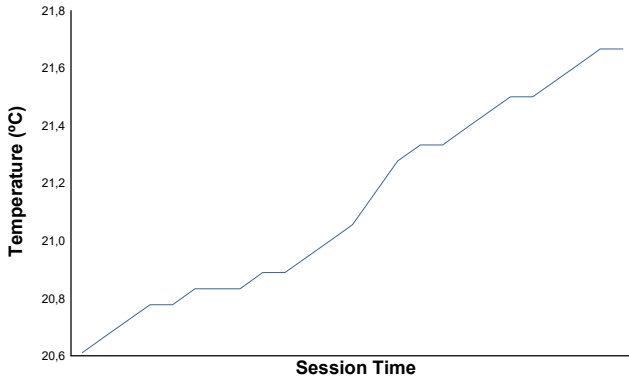
FESTIVAL DE LA VELOCIDAD

HGPCA

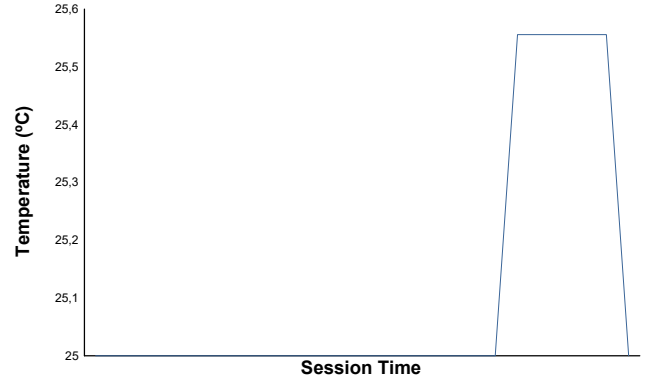
Entrenamientos Cronometrados

Weather Report

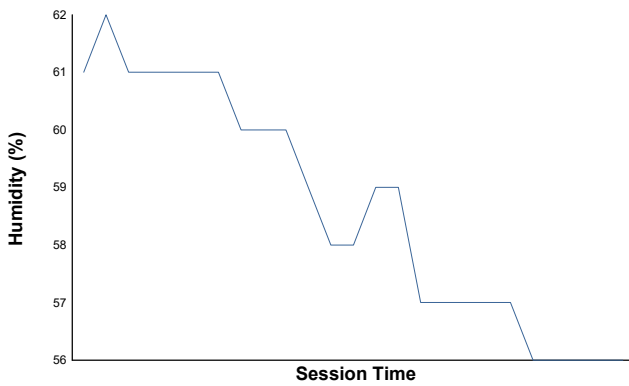
Air Temperature



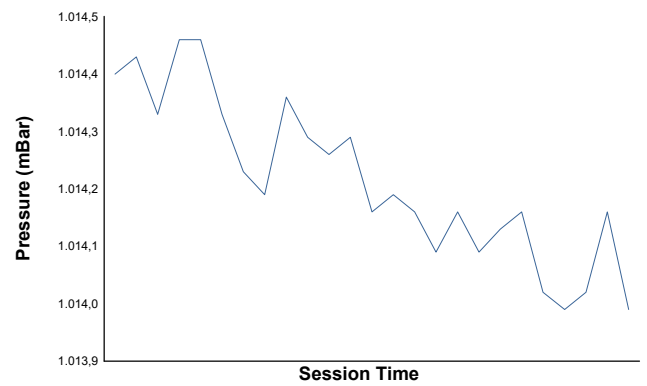
Track Temperature



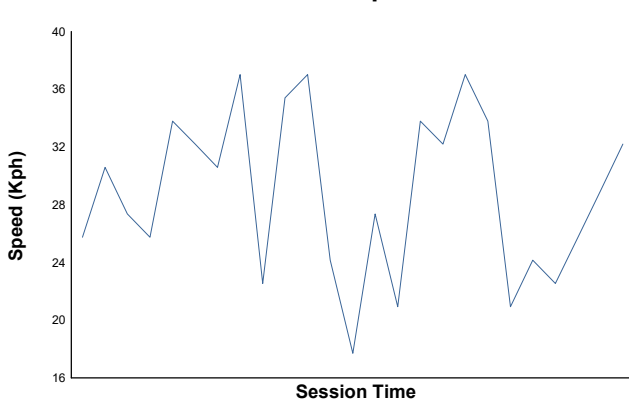
Humidity



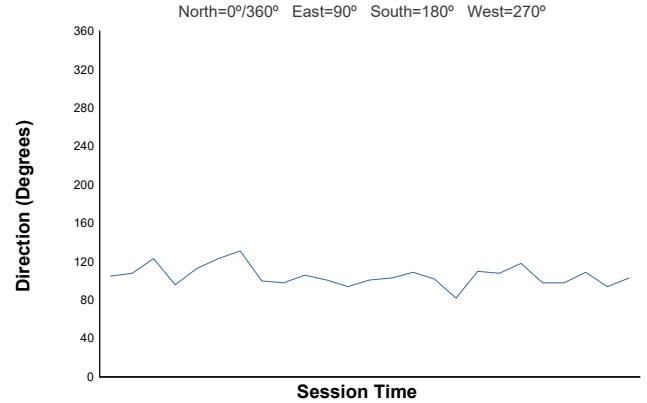
Pressure



Wind Speed



Wind Direction




Track Status: **DRY**



GT-CER
CAMPEONATO DE ESPAÑA HISTÓRICA



RACE READY
ESPAÑA HISTÓRICA RACING



HGPCA FESTIVAL DE LA VELOCIDAD Carrera 1 (25 Minutes)

Final Starting Grid

CIRCUITO DE NAVARRA 3.933 m

2:20.670 Volker Hichert DMSB 110	- 8 -	16	DMSB	Klara Rettenmaier 2:24.177
2:13.959 Brian Jolliffe Motorsport UK 47	- 7 -	25	DMSB	Stephan Rettenmaier 2:19.144
2:10.565 Klaus Lehr DMSB 248	- 6 -	44	DMSB	Klaus Bergs 2:11.328
2:04.017 Steve Hart Motorsport UK 27	- 5 -	41	Motorsport UK	Tom Waterfield 2:08.069
2:03.896 Alex Morton Motorsport UK 21	- 4 -	37	KNAF	Eddy Perk 2:03.953
2:02.500 Rod Jolley Motorsport UK 51	- 3 -	31	RSEA	Guillermo Fierro 2:03.619
1:56.678 Rudi Friedrichs DMSB 12	- 2 -	49	Motorsport UK	Andrew Beaumont 1:56.729
	- 1 -	11	Motorsport UK	Justin Maeers 1:56.552

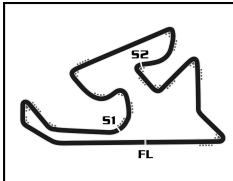


Pole

Stewards:	Timekeeper:
-----------	-------------

GT-CER
CAMPEONATO DE ESPAÑA AUTOMOVILCOPN
RACERRACE READY
IBERIAN HISTORIC RACINGCOPN
KORE MOTORSHISTORIC
GRAND PRIX CARS
ASSOCIATION

CIRCUITO DE NAVARRA

CIRCUITO DE
NAVARRA

CIRCUITO DE NAVARRA 3.933 m.

HGPCA

FESTIVAL DE LA VELOCIDAD

Carrera 1 (25 Minutes)

Final Classification

No Drivers	Team	Car	Cl.	Laps	Total Time	Gap	Kph	Best Lap		
								Lap	Time	Kph
1 11 J. Maeers	Motorsport UK	Brabham BT11A	12	13	25:31.984	-	120.1	11	1:54.710	123.4
2 49 A. Beaumont	Motorsport UK	Lotus 18 915	12	13	25:37.620	+5.636	119.7	11	1:56.029	122.0
3 12 R. Friedrichs	DMSB	Cooper T53	7b	13	25:38.561	+6.577	119.6	9	1:56.650	121.4
4 27 S. Hart	Motorsport UK	Cooper Maserati T51	9	13	26:50.873	+1:18.889	114.3	2	2:01.867	116.2
5 51 R. Jolley	Motorsport UK	Cooper T43/51	9	13	27:03.596	+1:31.612	113.4	3	2:03.290	114.8
6 31 G. Fierro	RSEA	Maserati 250F 2501/2523	6	13	27:06.829	+1:34.845	113.1	12	2:03.249	114.9
7 21 A. Morton	Motorsport UK	Lotus 21 939/952	10a	13	27:07.212	+1:35.228	113.1	12	2:01.747	116.3
8 37 E. Perk	KNAF	Heron F1	10a	13	27:08.212	+1:36.228	113.0	4	2:02.791	115.3
9 41 T. Waterfield	Motorsport UK	Cooper T41	7c	12	26:02.227	1 Lap	108.8	12	2:07.419	111.1
10 248 K. Lehr	DMSB	Maserati 250F CM5	6	12	26:08.624	1 Lap	108.3	2	2:08.484	110.2
11 44 K. Bergs	DMSB	Lotus 18 908	10a	12	26:41.694	1 Lap	106.1	11	2:11.017	108.1
12 47 B. Jolliffe	Motorsport UK	Cooper T45	9	12	27:12.910	1 Lap	104.1	4	2:12.803	106.6
13 25 S. Rettenmaier	DMSB	Maserati 250F 2507	6	12	27:41.710	1 Lap	102.2	9	2:14.833	105.0
14 110 V. Hichert	DMSB	Talbot Lago T26C	2	12	27:46.362	1 Lap	102.0	9	2:15.163	104.8
15 16 K. Rettenmaier	DMSB	Cooper Bristol Mk II	5	11	27:17.153	2 Laps	95.1	11	2:25.259	97.5

Pole Position:	Justin Maeers	1:56.552	121.5 Kph
Fastest Lap:	Lap 11 Justin Maeers	1:54.710	123.4 Kph

Published at:

Track Status: **DRY**

Stewards:	Timekeeper:
------------------	--------------------



HGPCA

FESTIVAL DE LA VELOCIDAD

Carrera 1

CIRCUITO DE NAVARRA 3.933 m.


Final Classification by Division

No Drivers	Team	Car	Time	Lap Total	Gap	Kph
Rear						
1 11 J. Maers	Motorsport UK	Brabham BT11A	1:54.710	11 13		123.4
2 49 A. Beaumont	Motorsport UK	Lotus 18 915	1:56.029	11 13	+5.636 +5.636	122.0
3 12 R. Friedrichs	DMSB	Cooper T53	1:56.650	9 13	+6.577 +0.941	121.4
4 27 S. Hart	Motorsport UK	Cooper Maserati T51	2:01.867	2 13	+1'18.889 1'12.312	116.2
5 51 R. Jolley	Motorsport UK	Cooper T43/51	2:03.290	3 13	+1'31.612 +12.723	114.8
6 21 A. Morton	Motorsport UK	Lotus 21 939/952	2:01.747	12 13	+1'35.228 +3.616	116.3
7 37 E. Perk	KNAF	Heron F1	2:02.791	4 13	+1'36.228 +1.000	115.3
8 41 T. Waterfield	Motorsport UK	Cooper T41	2:07.419	12 12	1 Laps 1 Laps	111.1
9 44 K. Bergs	DMSB	Lotus 18 908	2:11.017	11 12	1 Laps +39.467	108.1
10 47 B. Jolliffe	Motorsport UK	Cooper T45	2:12.803	4 12	1 Laps +31.216	106.6
Front						
1 31 G. Fierro	RSEA	Maserati 250F 2501/2523	2:03.249	12 13		114.9
2 248 K. Lehr	DMSB	Maserati 250F CM5	2:08.484	2 12	1 Laps 1 Laps	110.2
3 25 S. Rettenmaier	DMSB	Maserati 250F 2507	2:14.833	9 12	1 Laps 1'33.086	105.0
4 110 V. Hichert	DMSB	Talbot Lago T26C	2:15.163	9 12	1 Laps +4.652	104.8
5 16 K. Rettenmaier	DMSB	Cooper Bristol Mk II	2:25.259	11 11	2 Laps 1 Laps	97.5

Published at:

Track Status: **DRY**

Stewards:	Timekeeper:
-----------	-------------



CIRCUITO DE NAVARRA 3.933 m.

HGPCA

FESTIVAL DE LA VELOCIDAD

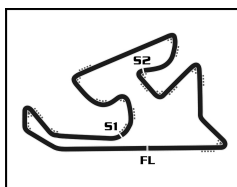
Carrera 1

Provisional Classification by Driver Fastest Lap

No	Team	Car	Class	Driver	Time Lap	Total	Gap	Kph
1	11 Motorsport UK	Brabham BT11A	12	Justin Maeers	1:54.710	11	13	123.4
2	49 Motorsport UK	Lotus 18 915	12	Andrew Beaumont	1:56.029	11	13	1.319 1.319 122.0
3	12 DMSB	Cooper T53	7b	Rudi Friedrichs	1:56.650	9	13	1.940 0.621 121.4
4	21 Motorsport UK	Lotus 21 939/952	10a	Alex Morton	2:01.747	12	13	7.037 5.097 116.3
5	27 Motorsport UK	Cooper Maserati T51	9	Steve Hart	2:01.867	2	13	7.157 0.120 116.2
6	37 KNAF	Heron F1	10a	Eddy Perk	2:02.791	4	13	8.081 0.924 115.3
7	31 RSEA	Maserati 250F 2501/2523	6	Guillermo Fierro	2:03.249	12	13	8.539 0.458 114.9
8	51 Motorsport UK	Cooper T43/51	9	Rod Jolley	2:03.290	3	13	8.580 0.041 114.8
9	41 Motorsport UK	Cooper T41	7c	Tom Waterfield	2:07.419	12	12	12.709 4.129 111.1
10	248 DMSB	Maserati 250F CM5	6	Klaus Lehr	2:08.484	2	12	13.774 1.065 110.2
11	44 DMSB	Lotus 18 908	10a	Klaus Bergs	2:11.017	11	12	16.307 2.533 108.1
12	47 Motorsport UK	Cooper T45	9	Brian Jolliffe	2:12.803	4	12	18.093 1.786 106.6
13	25 DMSB	Maserati 250F 2507	6	Stephan Rettenmaier	2:14.833	9	12	20.123 2.030 105.0
14	110 DMSB	Talbot Lago T26C	2	Volker Hichert	2:15.163	9	12	20.453 0.330 104.8
15	16 DMSB	Cooper Bristol Mk II	5	Klara Rettenmaier	2:25.259	11	11	30.549 10.096 97.5

Published at:

Race Director:	Timekeeper:
----------------	-------------



HGPCA


FESTIVAL DE LA VELOCIDAD

Carrera 1

Lap Chart

CIRCUITO DE NAVARRA 3.933 m.

No	Pos	Grid	Lap												
			1	2	3	4	5	6	7	8	9	10	11	12	13
11	1	11	11	11	11	12	12	12	12	12	12	11	11	11	11
12	2	12	12	12	12	11	11	11	11	11	11	12	12	12	49
49	3	49	49	49	49	49	49	49	49	49	49	49	49	49	12
51	4	51	27	27	27	27	27	27	27	27	27	27	27	27	27
31	5	31	31	31	31	31	31	31	31	31	31	51	51	51	51
21	6	21	51	51	51	51	51	51	51	51	51	31	37	31	31
37	7	37	21	21	21	21	21	21	21	21	21	37	31	21	21
27	8	27	37	37	37	37	37	37	37	37	37	21	21	37	37
41	9	41	248	248	248	248	248	248	41	248	248	41	41	41	41
248	10	248	41	41	41	41	41	41	248	41	41	248	248	248	248
44	11	44	47	44	44	44	44	44	44	44	44	44	44	44	44
47	12	47	44	47	47	47	47	47	47	47	47	47	47	47	47
25	13	25	25	25	25	25	25	25	25	25	25	25	25	25	25
110	14	110	110	110	110	110	110	110	110	110	110	110	110	110	110
16	15	16	16	16	16	16	16	16	16	16	16	16	16	16	16

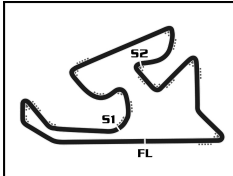
GT-CER
CAMPIONATO DE ESPAÑA HISTÓRICARACE READY
IBERIAN HISTORIC RACING

CIRCUITO DE NAVARRA 3.933 m

HGPCA FESTIVAL DE LA VELOCIDAD Carrera 1

Best Sector Times

Sector 1		Sector 2		Sector 3		No Team	Class	Ideal Lap	Best Lap		
No Driver	Time	No Driver	Time	No Driver	Time						
1	49 A.Beaumont	30.740	11 J.Maeers	42.286	11 J.Maeers	41.368	1	11 Motorsport UK	12	1:54.710	1:54.710 (1)
2	11 J.Maeers	31.056	49 A.Beaumont	42.862	12 R.Friedrichs	41.742	2	49 Motorsport UK	12	1:55.439	1:56.029 (2)
3	12 R.Friedrichs	31.227	12 R.Friedrichs	42.902	49 A.Beaumont	41.837	3	12 DMSB	7b	1:55.871	1:56.650 (3)
4	27 S.Hart	32.411	51 R.Jolley	44.531	31 G.Fierro	44.179	4	27 Motorsport UK	9	2:01.690	2:01.867 (5)
5	21 A.Morton	32.619	37 E.Perk	44.588	27 S.Hart	44.187	5	21 Motorsport UK	10a	2:01.727	2:01.747 (4)
6	51 R.Jolley	32.997	21 A.Morton	44.725	21 A.Morton	44.383	6	37 KNAF	10a	2:02.322	2:02.791 (6)
7	37 E.Perk	33.164	27 S.Hart	45.092	37 E.Perk	44.570	7	51 Motorsport UK	9	2:02.419	2:03.290 (8)
8	31 G.Fierro	33.230	31 G.Fierro	45.311	51 R.Jolley	44.891	8	31 RSEA	6	2:02.720	2:03.249 (7)
9	41 T.Waterfield	34.499	41 T.Waterfield	46.047	248 K.Lehr	46.052	9	41 Motorsport UK	7c	2:07.118	2:07.419 (9)
10	248 K.Lehr	34.734	248 K.Lehr	47.154	41 T.Waterfield	46.572	10	248 DMSB	6	2:07.940	2:08.484 (10)
11	47 B.Jolliffe	35.875	44 K.Bergs	47.684	44 K.Bergs	46.995	11	44 DMSB	10a	2:10.738	2:11.017 (11)
12	44 K.Bergs	36.059	47 B.Jolliffe	48.337	47 B.Jolliffe	47.675	12	47 Motorsport UK	9	2:11.887	2:12.803 (12)
13	25 S.Rettenmaier	36.729	110 V.Hichert	49.310	110 V.Hichert	48.650	13	110 DMSB	2	2:14.766	2:15.163 (14)
14	110 V.Hichert	36.806	25 S.Rettenmaier	49.355	25 S.Rettenmaier	48.685	14	25 DMSB	6	2:14.769	2:14.833 (13)
15	16 K.Rettenmaier	40.003	16 K.Rettenmaier	53.078	16 K.Rettenmaier	51.764	15	16 DMSB	5	2:24.845	2:25.259 (15)

GT-CER
CAMPEONATO DE ESPAÑA HISTÓRICARACE READY
IBERIAN HISTORIC RACING

CIRCUITO DE NAVARRA 3.933 m

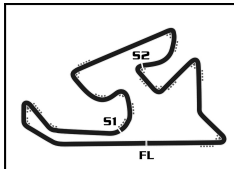
HGPCA

FESTIVAL DE LA VELOCIDAD

Carrera 1

Best Top Speed

Team	Car	Class	Top Speed	Top 1		Top 2		Top 3		Top 4		Top 5		
				Kph	Lap	Kph	Lap	Kph	Lap	Kph	Lap	Kph	Lap	Avg
12 DMSB	Cooper T53	7b	R. Friedrichs	220.4	13	220.0	4	214.3	5	213.4	8	213.0	10	216,2
49 Motorsport UK	Lotus 18 915	12	A. Beaumont	220.0	11	216.0	13	215.1	6	214.7	8	213.9	5	215,9
11 Motorsport UK	Brabham BT11A	12	J. Maeers	209.3	12	206.9	4	204.9	8	198.9	7	197.4	3	203,5
27 Motorsport UK	Cooper Maserati T51	9	S. Hart	208.5	2	206.1	4	205.3	10	205.3	9	204.9	7	206,0
51 Motorsport UK	Cooper T43/51	9	R. Jolley	205.3	10	203.8	9	203.4	6	203.4	5	203.0	7	203,8
21 Motorsport UK	Lotus 21 939/952	10a	A. Morton	202.2	9	200.0	12	198.2	13	197.4	5	194.9	10	198,5
31 RSEA	Maserati 250F 2501/2523	6	G. Fierro	201.5	5	199.6	6	198.9	4	197.8	8	195.7	3	198,7
37 KNAF	Heron F1	10a	E. Perk	196.7	13	194.6	11	193.5	9	192.9	7	192.5	5	194,0
47 Motorsport UK	Cooper T45	9	B. Jolliffe	191.8	10	191.2	11	189.8	6	188.8	4	188.2	7	190,0
248 DMSB	Maserati 250F CM5	6	K. Lehr	182.7	12	177.9	5	177.6	4	176.2	2	173.9	10	177,7
44 DMSB	Lotus 18 908	10a	K. Bergs	182.1	9	174.5	10	172.5	12	171.7	11	170.9	8	174,3
25 DMSB	Maserati 250F 2507	6	S. Rettenmaier	178.2	11	175.3	10	174.2	8	172.5	12	170.6	9	174,2
41 Motorsport UK	Cooper T41	7c	T. Waterfield	177.9	10	177.9	4	177.6	7	177.3	9	177.0	6	177,5
110 DMSB	Talbot Lago T26C	2	V. Hichert	177.9	4	176.8	8	175.9	5	174.8	6	171.2	9	175,3
16 DMSB	Cooper Bristol Mk II	5	K. Rettenmaier	158.1	11	157.4	10	157.4	9	154.7	8	148.6	7	155,2

GT-CER
COMPARTICEMOS CON VOS A PASIÓN POR EL MOTORRACE READY
IBERIAN HISTORIC RACING

HGPCA


FESTIVAL DE LA VELOCIDAD

Carrera 1

CIRCUITO DE NAVARRA 3.933 m.

Fastest Lap Sequence

Elapsed	No Team	Car	Class	Driver	Time	Kph	Lap
4:05.075	11 Motorsport UK	Brabham BT11A	12	Justin Maers	1:59.096	118.9	2
4:05.645	12 DMSB	Cooper T53	7b	Rudi Friedrichs	1:58.629	119.4	2
6:02.340	11 Motorsport UK	Brabham BT11A	12	Justin Maers	1:57.265	120.7	3
11:57.606	49 Motorsport UK	Lotus 18 915	12	Andrew Beaumont	1:56.700	121.3	6
15:52.936	49 Motorsport UK	Lotus 18 915	12	Andrew Beaumont	1:56.679	121.3	8
17:47.932	12 DMSB	Cooper T53	7b	Rudi Friedrichs	1:56.650	121.4	9
19:44.669	11 Motorsport UK	Brabham BT11A	12	Justin Maers	1:56.462	121.6	10
19:47.347	49 Motorsport UK	Lotus 18 915	12	Andrew Beaumont	1:56.086	122.0	10
21:39.379	11 Motorsport UK	Brabham BT11A	12	Justin Maers	1:54.710	123.4	11



HGPCA FESTIVAL DE LA VELOCIDAD Carrera 1

Analysis by lap

Lapped

No	Lap Time	Gap	No	Lap Time	Gap	No	Lap Time	Gap	No	Lap Time	Gap	No	Lap Time	Gap
Lap 1														
11	2:05.979	0.000	31	2:04.293	21.976	44	2:12.116	1:48.342	16	2:26.196	2 Laps			
12	2:07.016	1.037	51	2:03.432	22.856	47	2:14.684	1:55.872	47	2:13.581	1 Lap			
49	2:07.137	1.158	21	2:03.753	23.859				27	2:03.901	1:01.976			
27	2:10.188	4.209	37	2:02.791	24.893	Lap 8			51	2:03.307	1:15.199			
31	2:11.252	5.273	248	2:09.554	43.167	12	1:57.522		37	2:04.875	1:17.973			
51	2:13.269	7.290	41	2:09.977	45.400	11	1:56.948	0.195	31	2:05.664	1:18.246			
21	2:13.556	7.577	44	2:11.259	1:02.643	49	1:56.679	1.654	21	2:06.834	1:20.356			
37	2:14.505	8.526	47	2:12.803	1:06.197	25	2:16.099	1 Lap	25	2:18.289	1 Lap			
248	2:16.484	10.505	25	2:17.300	1:26.905	110	2:16.780	1 Lap	110	2:17.988	1 Lap			
41	2:18.420	12.441	110	2:17.277	1:28.308	27	2:03.332	39.247						
47	2:22.599	16.620	Lap 5			31	2:04.674	49.243	Lap 12					
44	2:24.045	18.066	12	1:58.323		51	2:03.924	50.028	11	1:56.046				
25	2:29.891	23.912	11	1:58.351	0.081	21	2:04.018	51.167	12	1:57.139	4.143			
110	2:32.548	26.569	49	1:57.424	1.563	37	2:04.128	51.467	49	1:57.114	5.065			
16	2:40.488	34.509	16	2:30.098	1 Lap	248	2:09.698	1:33.822	41	2:07.959	1 Lap			
Lap 2														
11	1:59.096		27	2:03.255	20.419	41	2:11.780	1:35.608	248	2:09.146	1 Lap			
12	1:58.629	0.570	31	2:04.168	27.821	16	2:27.287	1 Lap	44	2:11.017	1 Lap			
49	1:59.862	1.924	51	2:04.415	28.948				27	2:04.866	1:10.796			
27	2:01.867	6.980	21	2:04.234	29.770	Lap 9			47	2:16.701	1 Lap			
31	2:03.346	9.523	37	2:04.057	30.627	12	1:56.650		16	2:26.816	2 Laps			
51	2:03.885	12.079	248	2:11.365	56.209	11	1:56.730	0.275	51	2:04.272	1:23.425			
21	2:04.382	12.863	41	2:10.501	57.578	49	1:58.325	3.329	31	2:03.249	1:25.449			
37	2:04.106	13.536	44	2:11.974	1:16.294	44	2:14.012	1 Lap	21	2:01.747	1:26.057			
248	2:08.484	19.893	47	2:13.617	1:21.491	47	2:15.800	1 Lap	37	2:05.252	1:27.179			
41	2:08.325	21.670	25	2:17.026	1:45.608	27	2:03.735	46.332	25	2:16.292	1 Lap			
44	2:15.269	34.239	110	2:16.928	1:46.913	25	2:14.990	1 Lap	110	2:18.718	1 Lap			
47	2:17.349	34.873	Lap 6			110	2:15.658	1 Lap						
25	2:21.756	46.572	12	1:57.335		31	2:03.829	56.422	Lap 13					
110	2:20.132	47.605	11	1:57.723	0.469	51	2:04.007	57.385	11	1:56.559				
16	2:29.612	1:05.025	49	1:56.700	0.928	21	2:03.697	58.214	49	1:57.130	5.636			
Lap 3														
11	1:57.265		27	2:04.222	27.306	37	2:03.557	58.374	12	1:58.993	6.577			
12	1:57.396	0.701	31	2:04.857	35.343	248	2:11.138	1:48.310	41	2:07.419	1 Lap			
49	1:58.099	2.758	51	2:04.632	36.245	41	2:10.360	1:49.318	248	2:10.543	1 Lap			
27	2:02.079	11.794	21	2:04.456	36.891	Lap 10			44	2:11.088	1 Lap			
31	2:04.105	16.363	37	2:04.642	37.934	11	1:56.462		27	2:04.652	1:18.889			
51	2:03.290	18.104	16	2:29.523	1 Lap	12	1:57.847	1.110	51	2:04.746	1:31.612			
21	2:03.188	18.786	248	2:09.278	1:08.152	49	1:56.086	2.678	31	2:05.955	1:34.845			
37	2:04.511	20.782	41	2:09.779	1:10.022	16	2:25.302	2 Laps	21	2:05.730	1:35.228			
248	2:09.665	32.293	44	2:14.349	1:33.308	44	2:11.210	1 Lap	37	2:05.608	1:36.228			
41	2:09.698	34.103	47	2:14.114	1:38.270	47	2:15.839	1 Lap	47	2:21.357	1 Lap			
44	2:13.090	50.064	Lap 7			27	2:03.190	52.785	16	2:25.259	2 Laps			
47	2:14.466	52.074	12	1:57.082		25	2:14.833	1 Lap	25	2:17.827	1 Lap			
25	2:18.978	1:08.285	11	1:57.382	0.769	51	2:05.954	1:06.602	110	2:17.955	1 Lap			
110	2:19.371	1:09.711	49	1:58.651	2.497	110	2:15.163	1 Lap						
16	2:29.259	1:37.019	25	2:18.429	1 Lap	31	2:07.607	1:07.292	Lap 11					
Lap 4														
12	1:57.979		110	2:17.844	1 Lap	37	2:06.171	1:07.808	11	1:54.710				
11	1:58.733	0.053	27	2:03.213	33.437	21	2:06.755	1:08.232	12	1:56.650	3.050			
49	1:58.384	2.462	31	2:03.830	42.091	Lap 11			49	1:56.029	3.997			
27	2:02.373	15.487	51	2:04.463	43.626	11	1:54.710		41	2:09.599	1 Lap			
			21	2:04.862	44.671	12	1:56.650	3.050	248	2:12.693	1 Lap			
			37	2:04.009	44.861	49	1:56.029	3.997	44	2:12.265	1 Lap			
			16	2:27.313	1 Lap	41	2:09.599	1 Lap						
			41	2:08.410	1:21.350	248	2:12.693	1 Lap						
			248	2:10.576	1:21.646	44	2:12.265	1 Lap						




HGPCA FESTIVAL DE LA VELOCIDAD

Carrera 1

Sector Analysis

CARRERA 1							CARRERA 2								
Lap	D	Time	Sector 1	Sector 2	Sector 3	Kph	Elapsed	Lap	D	Time	Sector 1	Sector 2	Sector 3	Kph	Elapsed
11 Motorsport UK 1.Justin Maers							Brabham BT11A 12								
1	1	2:05.979	37.981	45.011	42.987	112.4	2:05.979	4	1	2:03.753	33.429	44.938	45.386	114.4	8:24.879
2	1	1:59.096	32.092	43.838	43.166	118.9	4:05.075	5	1	2:04.234	33.105	45.638	45.491	114.0	10:29.113
3	1	1:57.265	31.807	43.206	42.252	120.7	6:02.340	6	1	2:04.456	33.437	45.674	45.345	113.8	12:33.569
4	1	1:58.733	31.452	44.295	42.986	119.2	8:01.073	7	1	2:04.862	34.034	44.861	45.967	113.4	14:38.431
5	1	1:58.351	32.209	43.840	42.302	119.6	9:59.424	8	1	2:04.018	33.620	45.046	45.352	114.2	16:42.449
6	1	1:57.723	32.015	43.502	42.206	120.3	11:57.147	9	1	2:03.697	33.431	44.725	45.541	114.5	18:46.146
7	1	1:57.382	31.752	43.584	42.046	120.6	13:54.529	10	1	2:06.755	34.208	46.484	46.063	111.7	20:52.901
8	1	1:56.948	31.695	42.942	42.311	121.1	15:51.477	11	1	2:06.834	35.537	46.228	45.069	111.6	22:59.735
9	1	1:56.730	31.912	43.003	41.815	121.3	17:48.207	12	1	2:01.747	32.619	44.745	44.383	116.3	25:01.482
10	1	1:56.462	32.013	42.695	41.754	121.6	19:44.669	13	1	2:05.730	33.470	46.511	45.749	112.6	27:07.212
11	1	1:54.710	31.056	42.286	41.368	123.4	21:39.379								
12	1	1:56.046	31.461	42.434	42.151	122.0	23:35.425								
13	1	1:56.559	31.558	42.709	42.292	121.5	25:31.984								
12 DMSB 1.Rudi Friedrichs							Cooper T53 7b								
1	1	2:07.016	39.106	44.598	43.312	111.5	2:07.016								
2	1	1:58.629	31.449	44.531	42.649	119.4	4:05.645								
3	1	1:57.396	31.698	43.353	42.345	120.6	6:03.041								
4	1	1:57.979	31.227	43.177	43.575	120.0	8:01.020								
5	1	1:58.323	31.653	43.791	42.879	119.7	9:59.343								
6	1	1:57.335	31.665	43.504	42.166	120.7	11:56.678								
7	1	1:57.082	31.800	43.142	42.140	120.9	13:53.760								
8	1	1:57.522	32.004	42.902	42.616	120.5	15:51.282								
9	1	1:56.650	31.663	42.915	42.072	121.4	17:47.932								
10	1	1:57.847	31.908	43.577	42.362	120.1	19:45.779								
11	1	1:56.650	31.582	43.326	41.742	121.4	21:42.429								
12	1	1:57.139	31.398	43.083	42.658	120.9	23:39.568								
13	1	1:58.993	31.644	44.591	42.758	119.0	25:38.561								
16 DMSB 1.Klara Rettenmaier							Cooper Bristol Mk II 5								
1	1	2:40.488	51.634	55.130	53.724	88.2	2:40.488								
2	1	2:29.612	42.709	54.576	52.327	94.6	5:10.100								
3	1	2:29.259	42.149	54.610	52.500	94.9	7:39.359								
4	1	2:30.098	41.557	54.630	53.911	94.3	10:09.457								
5	1	2:29.523	41.659	54.077	53.787	94.7	12:38.980								
6	1	2:27.313	41.047	53.825	52.441	96.1	15:06.293								
7	1	2:27.287	40.622	54.500	52.165	96.1	17:33.580								
8	1	2:25.302	40.459	53.078	51.765	97.4	19:58.882								
9	1	2:26.196	40.309	53.736	52.151	96.8	22:25.078								
10	1	2:26.816	40.505	53.750	52.561	96.4	24:51.894								
11	1	2:25.259	40.003	53.492	51.764	97.5	27:17.153								
21 Motorsport UK 1.Alex Morton							Lotus 21 939/952 10a								
1	1	2:13.556	41.696	46.251	45.609	106.0	2:13.556								
2	1	2:04.382	33.997	44.859	45.526	113.8	4:17.938								
3	1	2:03.188	33.294	44.970	44.924	114.9	6:21.126								
25 DMSB 1.Stephan Rettenmaier							Maserati 250F 2507 6								
1	1	2:29.891	49.486	50.572	49.833	94.5	2:29.891								
2	1	2:21.756	38.234	53.079	50.443	99.9	4:51.647								
3	1	2:18.978	38.373	51.158	49.447	101.9	7:10.625								
4	1	2:17.300	37.920	50.104	49.276	103.1	9:27.925								
5	1	2:17.026	37.769	50.067	49.190	103.3	11:44.951								
6	1	2:18.429	37.568	50.450	50.411	102.3	14:03.380								
7	1	2:16.099	37.281	49.964	48.854	104.0	16:19.479								
8	1	2:14.990	36.729	49.419	48.842	104.9	18:34.469								
9	1	2:14.833	36.793	49.355	48.685	105.0	20:49.302								
10	1	2:18.289	38.995	50.269	49.025	102.4	23:07.591								
11	1	2:16.292	37.417	50.090	48.785	103.9	25:23.883								
12	1	2:17.827	37.487	51.344	48.996	102.7	27:41.710								
27 Motorsport UK 1.Steve Hart							Cooper Maserati T51 9								
1	1	2:10.188	40.550	45.313	44.325	108.8	2:10.188								
2	1	2:01.867	32.411	45.269	44.187	116.2	4:12.055								
3	1	2:02.079	32.568	45.092	44.419	116.0	6:14.134								
4	1	2:02.373	32.776	45.280	44.317	115.7	8:16.507								
5	1	2:03.255	33.361	45.237	44.657	114.9	10:19.762								
6	1	2:04.222	33.226	46.013	44.983	114.0	12:23.984								
7	1	2:03.213	32.580	45.927	44.706	114.9	14:27.197								
8	1	2:03.332	32.900	45.534	44.898	114.8	16:30.529								
9	1	2:03.735	33.003	45.729	45.003	114.4	18:34.264								
10	1	2:03.190	33.062	45.498	44.630	114.9	20:37.454								
11	1	2:03.901	33.488	45.655	44.758	114.3	22:41.355								
12	1	2:04.866	33.548	45.882	45.436	113.4	24:46.221								
13	1	2:04.652	33.537	46.028	45.087	113.6	26:50.873								
31 RSEA 1.Guillermo Fierro							Maserati 250F 2501/2523 6								
1	1	2:11.252	41.296	45.559	44.397	107.9	2:11.252								
2	1	2:03.346	33.376	45.478	44.492	114.8	4:14.598								
3	1	2:04.105	33.401	45.740	44.964	114.1	6:18.703								
4	1	2:04.293	33.230	45.872	45.191	113.9	8:22.996								
5	1	2:04.168	33.645	46.093	44.430	114.0	10:27.164								
6	1	2:04.857	33.703	46.362	44.792	113.4	12:32.021								
7	1	2:03.830	33.641	45.850	44.339	114.3	14:35.851								
8	1	2:04.674	33.997	46.171	44.506	113.6	16:40.525								
9	1	2:03.829	33.651	45.625	44.553	114.3	18:44.354								




HGPCA FESTIVAL DE LA VELOCIDAD

Carrera 1

Sector Analysis

_ Invalidated Lap ■ Personal Best ■ Session Best ■ Crossing the pit lane															
Lap	D	Time	Sector 1	Sector 2	Sector 3	Kph	Elapsed	Lap	D	Time	Sector 1	Sector 2	Sector 3	Kph	Elapsed
37 KNAF Heron F1 1. Eddy Perk 10a															
1	1	2:14.505	42.480	46.038	45.987	105.3	2:14.505								
2	1	2:04.106	33.550	44.986	45.570	114.1	4:18.611								
3	1	2:04.511	34.072	44.990	45.449	113.7	6:23.122								
4	1	2:02.791	33.164	44.716	44.911	115.3	8:25.913								
5	1	2:04.057	33.265	44.996	45.796	114.1	10:29.970								
6	1	2:04.642	34.127	44.744	45.771	113.6	12:34.612								
7	1	2:04.009	33.395	45.560	45.054	114.2	14:38.621								
8	1	2:04.128	34.143	44.875	45.110	114.1	16:42.749								
9	1	2:03.557	33.918	44.588	45.051	114.6	18:46.306								
10	1	2:06.171	33.784	45.821	46.566	112.2	20:52.477								
11	1	2:04.875	33.817	45.307	45.751	113.4	22:57.352								
12	1	2:05.252	34.779	45.903	44.570	113.0	25:02.604								
13	1	2:05.608	33.436	46.296	45.876	112.7	27:08.212								
41 Motorsport UK Cooper T41 1. Tom Waterfield 7c															
1	1	2:18.420	43.630	47.622	47.168	102.3	2:18.420								
2	1	2:08.325	34.809	46.342	47.174	110.3	4:26.745								
3	1	2:09.698	34.911	47.522	47.265	109.2	6:36.443								
4	1	2:09.977	34.499	47.418	48.060	108.9	8:46.420								
5	1	2:10.501	34.827	47.996	47.678	108.5	10:56.921								
6	1	2:09.779	34.806	47.578	47.395	109.1	13:06.700								
7	1	2:08.410	34.762	46.731	46.917	110.3	15:15.110								
8	1	2:11.780	36.389	48.428	46.963	107.4	17:26.890								
9	1	2:10.360	35.008	47.460	47.892	108.6	19:37.250								
10	1	2:09.599	35.955	46.329	47.315	109.3	21:46.849								
11	1	2:07.959	34.842	46.266	46.851	110.7	23:54.808								
12	1	2:07.419	34.800	46.047	46.572	111.1	26:02.227								
44 DMSB Lotus 18 908 1. Klaus Bergs 10a															
1	1	2:24.045	47.269	48.852	47.924	98.3	2:24.045								
2	1	2:15.269	37.137	49.558	48.574	104.7	4:39.314								
3	1	2:13.090	37.140	48.362	47.588	106.4	6:52.404								
4	1	2:11.259	36.506	47.684	47.069	107.9	9:03.663								
5	1	2:11.974	36.456	48.121	47.397	107.3	11:15.637								
6	1	2:14.349	38.412	48.809	47.128	105.4	13:29.986								
7	1	2:12.116	36.789	47.929	47.398	107.2	15:42.102								
8	1	2:14.012	36.797	49.029	48.186	105.7	17:56.114								
9	1	2:11.210	36.180	47.845	47.185	107.9	20:07.324								
10	1	2:12.265	36.413	48.415	47.437	107.0	22:19.589								
11	1	2:11.017	36.059	47.836	47.122	108.1	24:30.606								
12	1	2:11.088	36.117	47.976	46.995	108.0	26:41.694								
47 Motorsport UK Cooper T45 1. Brian Jolliffe 9															
1	1	2:22.599	44.420	49.750	48.429	99.3	2:22.599								
2	1	2:17.349	37.584	50.200	49.565	103.1	4:39.948								
3	1	2:14.466	37.891	48.337	48.238	105.3	6:54.414								
4	1	2:12.803	36.716	48.412	47.675	106.6	9:07.217								
5	1	2:13.617	36.696	49.061	47.860	106.0	11:20.834								
6	1	2:14.114	36.794	48.645	48.675	105.6	13:34.948								
7	1	2:14.684	36.498	48.376	49.810	105.1	15:49.632								
8	1	2:15.800	37.206	50.002	48.592	104.3	18:05.432								
9	1	2:15.839	37.614	50.014	48.211	104.2	20:21.271								
10	1	2:13.581	35.875	49.063	48.643	106.0	22:34.852								
11	1	2:16.701	37.904	49.352	49.445	103.6	24:51.553								
12	1	2:21.357	37.090	49.121	55.146	100.2	27:12.910								
49 Motorsport UK Lotus 18 915 1. Andrew Beaumont 12															
1	1	2:07.137	38.906	44.455	43.776	111.4	2:07.137								
2	1	1:59.862	33.156	43.899	42.807	118.1	4:06.999								
3	1	1:58.099	32.061	43.349	42.689	119.9	6:05.098								
4	1	1:58.384	32.020	43.460	42.904	119.6	8:03.482								
5	1	1:57.424	31.565	43.247	42.612	120.6	10:00.906								
6	1	1:56.700	31.414	43.079	42.207	121.3	11:57.606								
7	1	1:58.651	31.843	44.267	42.541	119.3	13:56.257								
8	1	1:56.679	31.019	43.176	42.484	121.3	15:52.936								
9	1	1:58.325	31.681	43.576	43.068	119.7	17:51.261								
10	1	1:56.086	31.355	42.894	41.837	122.0	19:47.347								
11	1	1:56.029	30.740	43.214	42.075	122.0	21:43.376								
12	1	1:57.114	31.241	43.330	42.543	120.9	23:40.490								
13	1	1:57.130	31.323	42.862	42.945	120.9	25:37.620								
51 Motorsport UK Cooper T43/51 1. Rod Jolley 9															
1	1	2:13.269	41.007	46.162	46.100	106.2	2:13.269								
2	1	2:03.885	33.818	44.919	45.148	114.3	4:17.154								
3	1	2:03.290	33.428	44.971	44.891	114.8	6:20.444								
4	1	2:03.432	33.118	44.637	45.677	114.7	8:23.876								
5	1	2:04.415	33.255	46.081	45.079	113.8	10:28.291								
6	1	2:04.632	32.997	46.079	45.556	113.6	12:32.923								
7	1	2:04.463	33.084	46.029	45.350	113.8	14:37.386								
8	1	2:03.924	33.153	45.756	45.015	114.3	16:41.310								
9	1	2:04.007	33.420	45.364	45.223	114.2	18:45.317								
10	1	2:05.954	34.451	45.279	46.224	112.4	20:51.271								
11	1	2:03.307	33.288	44.531	45.488	114.8	22:54.578								
12	1	2:04.272	33.146	45.488	45.638	113.9	24:58.850								
13	1	2:04.746	33.414	45.614	45.718	113.5	27:03.596								
110 DMSB Talbot Lago T26C 1. Volker Hichert 2															
1	1	2:32.548	51.328	51.018	50.202	92.8	2:32.548								
2	1	2:20.132	37.905	51.299	50.928	101.0	4:52.680								



HGPCA

FESTIVAL DE LA VELOCIDAD

Carrera 1


Sector Analysis

_ Invalidated Lap
 ■ Personal Best
 ■ Session Best
 B Crossing the pit lane

Lap	D	Time	Sector 1	Sector 2	Sector 3	Kph	Elapsed	Lap	D	Time	Sector 1	Sector 2	Sector 3	Kph	Elapsed
3	1	2:19.371	37.410	52.156	49.805	101.6	7:12.051								
4	1	2:17.277	37.667	50.085	49.525	103.1	9:29.328								
5	1	2:16.928	37.620	50.619	48.689	103.4	11:46.256								
6	1	2:17.844	37.188	50.603	50.053	102.7	14:04.100								
7	1	2:16.780	37.606	49.862	49.312	103.5	16:20.880								
8	1	2:15.658	36.806	49.920	48.932	104.4	18:36.538								
9	1	2:15.163	36.995	49.310	48.858	104.8	20:51.701								
10	1	2:17.988	37.963	51.375	48.650	102.6	23:09.689								
11	1	2:18.718	37.651	51.402	49.665	102.1	25:28.407								
12	1	2:17.955	37.786	50.717	49.452	102.6	27:46.362								

248	DMSB	Maserati 250F CM5
	1.Klaus Lehr	6

1	1	2:16.484	43.278	47.154	46.052	103.7	2:16.484
2	1	2:08.484	34.734	47.337	46.413	110.2	4:24.968
3	1	2:09.665	35.143	48.269	46.253	109.2	6:34.633
4	1	2:09.554	35.141	47.998	46.415	109.3	8:44.187
5	1	2:11.365	35.620	48.808	46.937	107.8	10:55.552
6	1	2:09.278	35.417	47.520	46.341	109.5	13:04.830
7	1	2:10.576	35.899	48.591	46.086	108.4	15:15.406
8	1	2:09.698	35.778	47.674	46.246	109.2	17:25.104
9	1	2:11.138	35.761	48.151	47.226	108.0	19:36.242
10	1	2:12.693	36.323	49.505	46.865	106.7	21:48.935
11	1	2:09.146	34.751	47.395	47.000	109.6	23:58.081
12	1	2:10.543	35.592	48.191	46.760	108.5	26:08.624



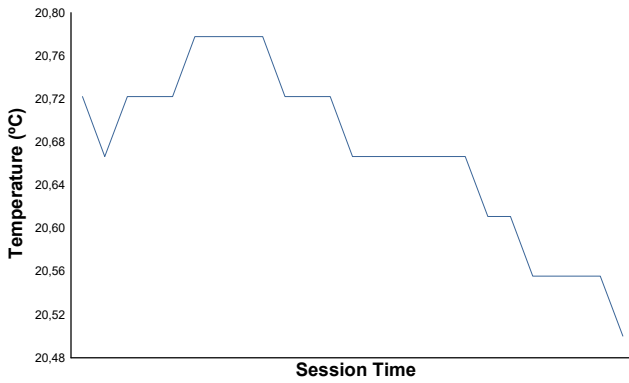
FESTIVAL DE LA VELOCIDAD

HGPCA

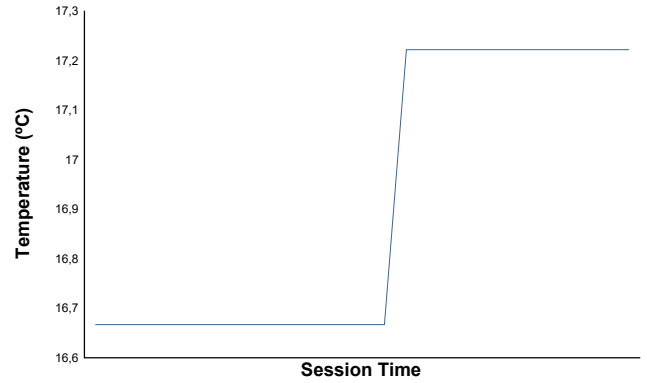
Carrera 1

Weather Report

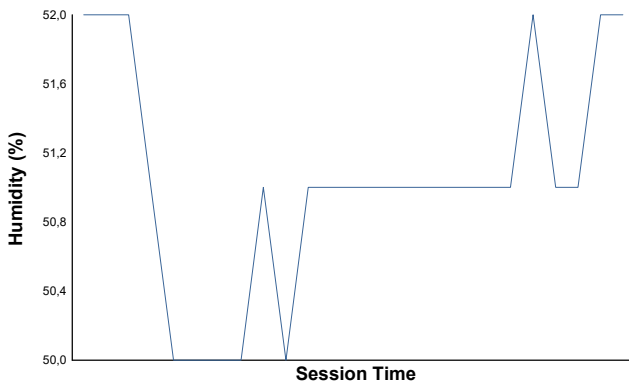
Air Temperature



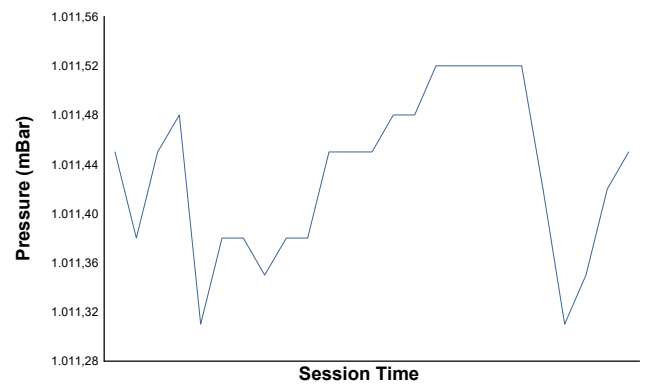
Track Temperature



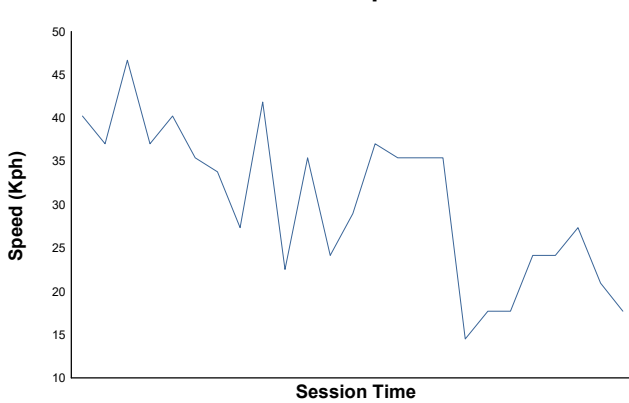
Humidity



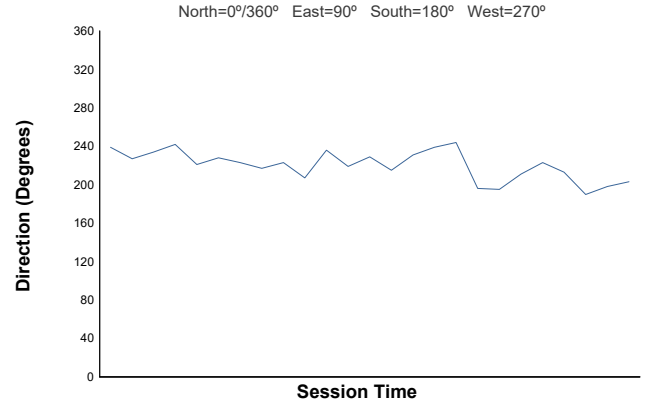
Pressure




Wind Speed



Wind Direction



Track Status: **DRY**



HGPCA FESTIVAL DE LA VELOCIDAD Carrera 2 (25 Minutes)

Final Starting Grid

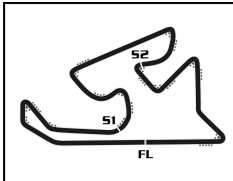
CIRCUITO DE NAVARRA 3.933 m

		- 8 -	16	DMSB	Klara Rettenmaier
Volker Hichert	DMSB 110				
		- 7 -	25	DMSB	Stephan Rettenmaier
Brian Jolliffe	Motorsport UK 47				
		- 6 -	44	DMSB	Klaus Bergs
Klaus Lehr	DMSB 248				
		- 5 -	41	Motorsport UK	Tom Waterfield
Eddy Perk	KNAF 37				
		- 4 -	21	Motorsport UK	Alex Morton
Guillermo Fierro	RSEA 31				
		- 3 -	51	Motorsport UK	Rod Jolley
Steve Hart	Motorsport UK 27				
		- 2 -	12	DMSB	Rudi Friedrichs
Andrew Beaumont	Motorsport UK 49				
		- 1 -	11	Motorsport UK	Justin Maeers



Pole

Stewards:	Timekeeper:
-----------	-------------

GT-CER
CAMPEONATO DE ESPAÑA AUTOMOVILRACE READY
IBERIAN HISTORIC RACING

CIRCUITO DE NAVARRA 3.933 m.

HGPCA

FESTIVAL DE LA VELOCIDAD

Carrera 2 (25 Minutes)

Final Classification

No Drivers	Team	Car	Cl.	Laps	Total Time	Gap	Kph	Best Lap		
								Lap	Time	Kph
1 12 R. Friedrichs	DMSB	Cooper T53	7b	13	25:30.835	-	120.2	7	1:56.533	121.5
2 11 J. Maers	Motorsport UK	Brabham BT11A	12	13	25:31.827	+0.992	120.2	6	1:56.593	121.4
3 49 A. Beaumont	Motorsport UK	Lotus 18 915	12	13	25:56.155	+25.320	118.3	8	1:56.250	121.8
4 27 S. Hart	Motorsport UK	Cooper Maserati T51	9	13	27:02.268	+1:31.433	113.5	5	2:03.454	114.7
5 31 G. Fierro	RSEA	Maserati 250F 2501/2523	6	13	27:05.177	+1:34.342	113.3	6	2:03.552	114.6
6 21 A. Morton	Motorsport UK	Lotus 21 939/952	10a	13	27:09.000	+1:38.165	113.0	13	2:03.289	114.8
7 37 E. Perk	KNAF	Heron F1	10a	13	27:20.281	+1:49.446	112.2	6	2:03.909	114.3
8 248 K. Lehr	DMSB	Maserati 250F CM5	6	12	26:17.407	1 Lap	107.7	2	2:08.840	109.9
9 44 K. Bergs	DMSB	Lotus 18 908	10a	12	26:35.429	1 Lap	106.5	7	2:10.862	108.2
10 47 B. Jolliffe	Motorsport UK	Cooper T45	9	12	26:53.564	1 Lap	105.3	6	2:11.155	108.0
11 25 S. Rettenmaier	DMSB	Maserati 250F 2507	6	11	25:57.147	2 Laps	100.0	2	2:19.244	101.7
12 110 V. Hichert	DMSB	Talbot Lago T26C	2	11	26:16.659	2 Laps	98.8	3	2:20.415	100.8
13 16 K. Rettenmaier	DMSB	Cooper Bristol Mk II	5	11	26:37.033	2 Laps	97.5	8	2:22.147	99.6
14 41 T. Waterfield	Motorsport UK	Cooper T41	7c	9	19:38.505	4 Laps	108.1	8	2:08.089	110.5

Pole Position:

Justin Maers

Fastest Lap:

Lap 8

Andrew Beaumont

1:56.250


121.8 Kph

Published at:

Track Status: **DRY**

Stewards:

Timekeeper:



HGPCA

FESTIVAL DE LA VELOCIDAD

Carrera 2


Final Classification by Division

No Drivers	Team	Car	Time	Lap Total	Gap	Kph
Rear						
1 12 R. Friedrichs	DMSB	Cooper T53	1:56.533	7 13		121.5
2 11 J. Maeers	Motorsport UK	Brabham BT11A	1:56.593	6 13	+0.992	121.4
3 49 A. Beaumont	Motorsport UK	Lotus 18 915	1:56.250	8 13	+25.320	121.8
4 27 S. Hart	Motorsport UK	Cooper Maserati T51	2:03.454	5 13	+1'31.433	114.7
5 21 A. Morton	Motorsport UK	Lotus 21 939/952	2:03.289	13 13	+1'38.165	114.8
6 37 E. Perk	KNAF	Heron F1	2:03.909	6 13	+1'49.446	114.3
7 44 K. Bergs	DMSB	Lotus 18 908	2:10.862	7 12	1 Laps	108.2
8 47 B. Jolliffe	Motorsport UK	Cooper T45	2:11.155	6 12	1 Laps	108.0
9 41 T. Waterfield	Motorsport UK	Cooper T41	2:08.089	8 9	4 Laps	110.5
Front						
1 31 G. Fierro	RSEA	Maserati 250F 2501/2523	2:03.552	6 13		114.6
2 248 K. Lehr	DMSB	Maserati 250F CM5	2:08.840	2 12	1 Laps	109.9
3 25 S. Rettenmaier	DMSB	Maserati 250F 2507	2:19.244	2 11	2 Laps	101.7
4 110 V. Hichert	DMSB	Talbot Lago T26C	2:20.415	3 11	2 Laps	100.8
5 16 K. Rettenmaier	DMSB	Cooper Bristol Mk II	2:22.147	8 11	2 Laps	99.6

Published at:

Track Status: **DRY**

Stewards:	Timekeeper:
-----------	-------------



CIRCUITO DE NAVARRA 3.933 m.

HGPCA

FESTIVAL DE LA VELOCIDAD

Carrera 2

Provisional Classification by Driver Fastest Lap

No	Team	Car	Class	Driver	Time Lap	Total	Gap	Kph
1	49 Motorsport UK	Lotus 18 915	12	Andrew Beaumont	1:56.250	8 13		121.8
2	12 DMSB	Cooper T53	7b	Rudi Friedrichs	1:56.533	7 13	0.283 0.283	121.5
3	11 Motorsport UK	Brabham BT11A	12	Justin Maeers	1:56.593	6 13	0.343 0.060	121.4
4	21 Motorsport UK	Lotus 21 939/952	10a	Alex Morton	2:03.289	13 13	7.039 6.696	114.8
5	27 Motorsport UK	Cooper Maserati T51	9	Steve Hart	2:03.454	5 13	7.204 0.165	114.7
6	31 RSEA	Maserati 250F 2501/2523	6	Guillermo Fierro	2:03.552	6 13	7.302 0.098	114.6
7	37 KNAF	Heron F1	10a	Eddy Perk	2:03.909	6 13	7.659 0.357	114.3
8	41 Motorsport UK	Cooper T41	7c	Tom Waterfield	2:08.089	8 9	11.839 4.180	110.5
9	248 DMSB	Maserati 250F CM5	6	Klaus Lehr	2:08.840	2 12	12.590 0.751	109.9
10	44 DMSB	Lotus 18 908	10a	Klaus Bergs	2:10.862	7 12	14.612 2.022	108.2
11	47 Motorsport UK	Cooper T45	9	Brian Jolliffe	2:11.155	6 12	14.905 0.293	108.0
12	25 DMSB	Maserati 250F 2507	6	Stephan Rettenmaier	2:19.244	2 11	22.994 8.089	101.7
13	110 DMSB	Talbot Lago T26C	2	Volker Hichert	2:20.415	3 11	24.165 1.171	100.8
14	16 DMSB	Cooper Bristol Mk II	5	Klara Rettenmaier	2:22.147	8 11	25.897 1.732	99.6

Published at:

Race Director:	Timekeeper:
----------------	-------------



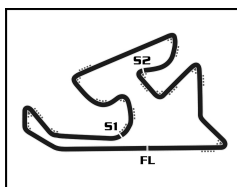
GT-CER
CAMPIONATO DE ESPAÑA HISTÓRICA



RACE READY
IBERIAN HISTORIC RACING



CIRCUITO DE NAVARRA

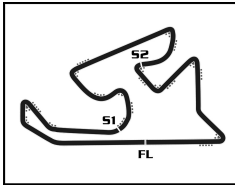


HGPCA FESTIVAL DE LA VELOCIDAD Carrera 2

Lap Chart

CIRCUITO DE NAVARRA 3.933 m.

		Lap													
No	Pos	Grid	1	2	3	4	5	6	7	8	9	10	11	12	13
11	1	11	11	11	11	11	11	11	12	12	12	12	12	12	12
49	2	49	12	12	12	12	12	12	11	11	11	11	11	11	11
12	3	12	49	49	49	49	49	49	49	49	49	49	49	49	49
27	4	27	27	27	27	27	27	27	27	27	27	27	27	27	27
31	5	31	31	31	31	31	31	31	31	31	31	31	31	31	31
21	6	21	21	21	21	21	21	21	21	21	21	21	21	21	21
37	7	37	37	37	37	37	37	37	37	37	37	37	37	37	37
41	8	41	248	248	248	248	248	248	248	41	41	248	248	248	
248	9	248	41	41	41	41	41	41	41	248	248	44	44	44	
44	10	44	44	44	44	44	44	44	44	44	44	47	47	47	
47	11	47	47	47	47	47	47	47	47	47	25	25			
25	12	25	25	25	25	25	25	25	25	25	110	110			
110	13	110	110	110	110	110	110	110	110	110	16	16			
16	14	16	16	16	16	16	16	16	16	16					

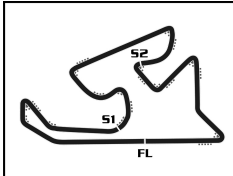
GT-CER
CAMPEONATO DE ESPAÑA HISTÓRICARACE READY
IBERIAN HISTORIC RACING

CIRCUITO DE NAVARRA 3.933 m

HGPCA FESTIVAL DE LA VELOCIDAD Carrera 2

Best Sector Times

Sector 1		Sector 2		Sector 3		No Team	Class	Ideal Lap	Best Lap
No Driver	Time	No Driver	Time	No Driver	Time				
1 49 A.Beaumont	31.425	12 R.Friedrichs	42.260	11 J.Maeers	41.613	1 12 DMSB	7b	1:55.747	1:56.533 (2)
2 12 R.Friedrichs	31.546	49 A.Beaumont	42.702	12 R.Friedrichs	41.941	2 11 Motorsport UK	12	1:56.106	1:56.593 (3)
3 11 J.Maeers	31.633	11 J.Maeers	42.860	49 A.Beaumont	42.123	3 49 Motorsport UK	12	1:56.250	1:56.250 (1)
4 27 S.Hart	32.618	21 A.Morton	44.554	31 G.Fierro	44.247	4 27 Motorsport UK	9	2:02.266	2:03.454 (5)
5 21 A.Morton	33.206	37 E.Perk	45.037	27 S.Hart	44.563	5 21 Motorsport UK	10a	2:02.474	2:03.289 (4)
6 31 G.Fierro	33.314	27 S.Hart	45.085	21 A.Morton	44.714	6 31 RSEA	6	2:02.824	2:03.552 (6)
7 37 E.Perk	33.362	31 G.Fierro	45.263	37 E.Perk	44.840	7 37 KNAF	10a	2:03.239	2:03.909 (7)
8 41 T.Waterfield	34.552	41 T.Waterfield	46.517	248 K.Lehr	46.080	8 41 Motorsport UK	7c	2:07.905	2:08.089 (8)
9 248 K.Lehr	34.731	248 K.Lehr	47.098	44 K.Bergs	46.796	9 248 DMSB	6	2:07.909	2:08.840 (9)
10 47 B.Jolliffe	35.218	44 K.Bergs	47.205	41 T.Waterfield	46.836	10 44 DMSB	10a	2:09.903	2:10.862 (10)
11 44 K.Bergs	35.902	47 B.Jolliffe	47.450	47 B.Jolliffe	48.262	11 47 Motorsport UK	9	2:10.930	2:11.155 (11)
12 110 V.Hichert	38.488	25 S.Rettenmaier	50.533	25 S.Rettenmaier	49.485	12 25 DMSB	6	2:18.526	2:19.244 (12)
13 25 S.Rettenmaier	38.508	110 V.Hichert	50.595	110 V.Hichert	50.121	13 110 DMSB	2	2:19.204	2:20.415 (13)
14 16 K.Rettenmaier	39.483	16 K.Rettenmaier	51.780	16 K.Rettenmaier	50.530	14 16 DMSB	5	2:21.793	2:22.147 (14)

GT-CER
CAMPEONATO DE ESPAÑA HISTÓRICARACE READY
IBERIAN HISTORIC RACING

CIRCUITO DE NAVARRA 3.933 m

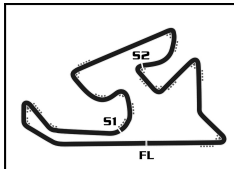
HGPCA

FESTIVAL DE LA VELOCIDAD

Carrera 2

Best Top Speed

Team	Car	Class	Top Speed	Top 1	Top 2	Top 3	Top 4	Top 5	Avg					
				Kph Lap	Kph Lap	Kph Lap	Kph Lap	Kph Lap						
49 Motorsport UK	Lotus 18 915	12	A. Beaumont	216.0	9	213.4	4	213.0	6	212.2	8	212.2	5	213,4
12 DMSB	Cooper T53	7b	R. Friedrichs	213.0	9	212.2	10	212.2	5	209.7	6	209.3	12	211,3
27 Motorsport UK	Cooper Maserati T51	9	S. Hart	209.3	2	208.5	4	207.3	3	206.9	13	206.1	7	207,6
11 Motorsport UK	Brabham BT11A	12	J. Maeers	203.8	6	203.4	5	200.0	9	197.4	10	195.3	13	200,0
31 RSEA	Maserati 250F 2501/2523	6	G. Fierro	203.0	6	202.6	5	201.9	3	200.7	4	198.9	2	201,4
21 Motorsport UK	Lotus 21 939/952	10a	A. Morton	201.5	11	199.6	2	196.0	8	193.5	7	189.5	13	196,0
37 KNAF	Heron F1	10a	E. Perk	192.9	7	187.5	9	186.5	8	185.9	3	185.2	11	187,6
47 Motorsport UK	Cooper T45	9	B. Jolliffe	189.8	10	189.5	7	189.1	6	188.8	12	186.9	9	188,8
248 DMSB	Maserati 250F CM5	6	K. Lehr	185.2	4	179.1	2	176.5	8	176.2	12	175.9	3	178,6
44 DMSB	Lotus 18 908	10a	K. Bergs	180.9	10	180.0	7	179.1	6	177.6	12	177.0	2	178,9
41 Motorsport UK	Cooper T41	7c	T. Waterfield	179.7	6	179.7	8	179.4	3	178.8	4	178.8	7	179,3
16 DMSB	Cooper Bristol Mk II	5	K. Rettenmaier	164.4	10	161.9	9	159.1	6	158.6	8	156.5	11	160,1
25 DMSB	Maserati 250F 2507	6	S. Rettenmaier	161.9	5	161.7	11	161.0	10	160.0	9	158.8	2	160,7
110 DMSB	Talbot Lago T26C	2	V. Hichert	159.5	6	155.2	8	154.9	9	154.3	11	153.6	10	155,5

GT-CER
CAMPAÑAS DE PROMOCIÓN ASISTENCIALRACE READY
IBERIAN HISTORIC RACING

HGPCA


FESTIVAL DE LA VELOCIDAD

Carrera 2

CIRCUITO DE NAVARRA 3.933 m.

Fastest Lap Sequence

Elapsed	No Team	Car	Class	Driver	Time	Kph	Lap
4:02.033	11 Motorsport UK	Brabham BT11A	12	Justin Maers	1:58.417	119.6	2
4:03.653	49 Motorsport UK	Lotus 18 915	12	Andrew Beaumont	1:58.239	119.7	2
6:01.376	12 DMSB	Cooper T53	7b	Rudi Friedrichs	1:58.183	119.8	3
7:57.795	11 Motorsport UK	Brabham BT11A	12	Justin Maers	1:57.509	120.5	4
7:58.667	12 DMSB	Cooper T53	7b	Rudi Friedrichs	1:57.291	120.7	4
9:55.043	11 Motorsport UK	Brabham BT11A	12	Justin Maers	1:57.248	120.8	5
9:55.586	12 DMSB	Cooper T53	7b	Rudi Friedrichs	1:56.919	121.1	5
9:56.591	49 Motorsport UK	Lotus 18 915	12	Andrew Beaumont	1:56.840	121.2	5
11:51.636	11 Motorsport UK	Brabham BT11A	12	Justin Maers	1:56.593	121.4	6
13:48.726	12 DMSB	Cooper T53	7b	Rudi Friedrichs	1:56.533	121.5	7
15:47.894	49 Motorsport UK	Lotus 18 915	12	Andrew Beaumont	1:56.250	121.8	8




HGPCA FESTIVAL DE LA VELOCIDAD Carrera 2

Analysis by lap

Lapped

No	Lap Time	Gap	No	Lap Time	Gap	No	Lap Time	Gap	No	Lap Time	Gap	No	Lap Time	Gap			
Lap 1			248	2:09.121	49.096	49	1:56.250	2.598	25	2:22.007	2 Laps	49	2:04.528	17.235			
11	2:03.616	0.000	41	2:09.075	50.639	25	2:20.459	1 Lap	49	2:04.528	17.235	110	2:27.035	2 Laps			
12	2:04.612	0.996	44	2:12.790	1:01.448	27	2:04.351	52.611	110	2:27.035	2 Laps	248	2:13.670	1 Lap			
49	2:05.414	1.798	47	2:12.469	1:04.017	31	2:04.315	53.759	248	2:13.670	1 Lap	16	2:22.462	2 Laps			
27	2:10.109	6.493	25	2:19.745	1:31.832	110	2:23.404	1 Lap	44	2:13.635	1 Lap	47	2:16.551	1 Lap			
31	2:11.738	8.122	110	2:21.542	1:40.144	21	2:03.626	59.549	47	2:16.551	1 Lap	27	2:05.435	1:23.494			
21	2:13.990	10.374	Lap 5			37	2:04.037	1:02.395	27	2:05.435	1:23.494	31	2:05.624	1:26.613			
37	2:15.053	11.437	11	1:57.248		16	2:22.548	1 Lap	31	2:05.624	1:26.613	21	2:06.373	1:32.504			
248	2:18.831	15.215	12	1:56.919	0.543	41	2:08.089	1:42.278	21	2:06.373	1:32.504	37	2:08.337	1:39.105			
41	2:20.452	16.836	16	2:25.504	1 Lap	248	2:09.957	1:42.662									
44	2:22.433	18.817	49	1:56.840	1.548	Lap 9			Lap 13								
47	2:22.753	19.137	27	2:03.454	31.000	12	1:56.647		12	1:57.628							
25	2:30.231	26.615	31	2:03.640	31.749	11	1:56.679	0.799	11	1:57.741	0.992						
110	2:34.210	30.594	21	2:04.318	37.160	44	2:11.058	1 Lap	49	2:05.713	25.320						
16	2:37.710	34.094	37	2:04.642	39.948	49	1:57.006	2.957	25	2:21.794	2 Laps						
Lap 2			248	2:10.403	1:02.251	47	2:15.650	1 Lap	110	2:21.058	2 Laps						
11	1:58.417		41	2:11.187	1:04.578	27	2:04.148	1:00.112	248	2:10.975	1 Lap						
12	1:58.581	1.160	44	2:11.536	1:15.736	31	2:04.543	1:01.655	44	2:13.095	1 Lap						
49	1:58.239	1.620	47	2:12.036	1:18.805	21	2:04.683	1:07.585	16	2:23.370	2 Laps						
27	2:04.258	12.334	25	2:20.751	1:55.335	37	2:05.200	1:10.948	47	2:15.552	1 Lap						
31	2:03.950	13.655	Lap 6			25	2:21.552	1 Lap	27	2:05.567	1:31.433						
21	2:04.115	16.072	11	1:56.593		110	2:23.349	1 Lap	31	2:05.357	1:34.342						
37	2:05.220	18.240	12	1:56.607	0.557	16	2:22.147	1 Lap	21	2:03.289	1:38.165						
248	2:08.840	25.638	49	1:57.345	2.300	41	2:10.931	1:56.562	37	2:07.969	1:49.446						
41	2:09.181	27.600	110	2:21.422	1 Lap	Lap 10											
44	2:11.742	32.142	16	2:23.147	1 Lap	12	1:57.225										
47	2:13.379	34.099	27	2:03.883	38.290	248	2:11.331	1 Lap									
25	2:19.244	47.442	31	2:03.552	38.708	11	1:56.598	0.172									
110	2:21.772	53.949	21	2:05.358	45.925	49	1:58.422	4.154									
16	2:26.315	1:01.992	37	2:03.909	47.264	44	2:11.220	1 Lap									
Lap 3			248	2:10.194	1:15.852	47	2:14.723	1 Lap									
11	1:58.253		41	2:09.061	1:17.046	27	2:03.985	1:06.872									
12	1:58.183	1.090	44	2:11.489	1:30.632	31	2:03.827	1:08.257									
49	1:58.415	1.782	47	2:11.155	1:33.367	21	2:04.512	1:14.872									
27	2:03.566	17.647	Lap 7			37	2:04.162	1:17.885									
31	2:03.685	19.087	12	1:56.533		25	2:20.070	1 Lap									
21	2:05.509	23.328	11	1:57.345	0.255	110	2:21.342	1 Lap									
37	2:05.446	25.433	49	1:57.708	2.918	Lap 11											
248	2:10.099	37.484	25	2:20.887	1 Lap	12	1:56.778										
41	2:09.726	39.073	110	2:21.110	1 Lap	11	1:57.213	0.607									
44	2:12.278	46.167	27	2:03.630	44.830	49	2:02.592	9.968									
47	2:13.211	49.057	31	2:04.396	46.014	16	2:22.356	2 Laps									
25	2:20.407	1:09.596	21	2:03.658	52.493	248	2:13.473	1 Lap									
110	2:20.415	1:16.111	37	2:04.754	54.928	44	2:13.291	1 Lap									
16	2:26.871	1:30.610	16	2:24.603	1 Lap	47	2:14.201	1 Lap									
Lap 4			248	2:10.513	1:29.275	27	2:05.226	1:15.320									
11	1:57.509		41	2:10.803	1:30.759	31	2:06.771	1:18.250									
12	1:57.291	0.872	44	2:10.862	1:44.404	21	2:05.298	1:23.392									
49	1:57.683	1.956	47	2:11.884	1:48.161	37	2:06.922	1:28.029									
27	2:04.656	24.794	Lap 8			Lap 12											
31	2:03.779	25.357	12	1:56.570		12	1:57.261										
21	2:04.271	30.090	11	1:57.082	0.767	11	1:57.533	0.879									
37	2:04.630	32.554															



HGPCA FESTIVAL DE LA VELOCIDAD Carrera 2


Sector Analysis

— Invalidated Lap ■ Personal Best ■ Session Best B Crossing the pit lane

Lap	D	Time	Sector 1	Sector 2	Sector 3	Kph	Elapsed	Lap	D	Time	Sector 1	Sector 2	Sector 3	Kph	Elapsed			
11	Motorsport UK Brabham BT11A							12	4	1	2:04.271	33.827	44.908	45.536	113.9	8:27.885		
	5	1	2:04.318	33.263	44.992	46.063	113.9		10:32.203									
	6	1	2:05.358	34.131	45.643	45.584	112.9		12:37.561									
	7	1	2:03.658	33.264	44.554	45.840	114.5		14:41.219									
	8	1	2:03.626	33.578	45.011	45.037	114.5		16:44.845									
	9	1	2:04.683	34.216	44.673	45.794	113.6		18:49.528									
	10	1	2:04.512	34.225	45.573	44.714	113.7		20:54.040									
	11	1	2:05.298	33.295	46.343	45.660	113.0		22:59.338									
	12	1	2:06.373	33.977	47.269	45.127	112.0		25:05.711									
	13	1	2:03.289	33.605	44.678	45.006	114.8		27:09.000									
	12	DMSB Cooper T53							7b	1	1	2:04.612	38.436	43.815	42.361	113.6	2:04.612	
		2	1	1:58.581	32.181	43.888	42.512			119.4	4:03.193							
		3	1	1:58.183	32.159	43.585	42.439			119.8	6:01.376							
4		1	1:57.291	31.880	43.220	42.191	120.7	7:58.667										
5		1	1:56.919	31.637	43.096	42.186	121.1	9:55.586										
6		1	1:56.607	31.693	42.973	41.941	121.4	11:52.193										
7		1	1:56.533	31.546	42.824	42.163	121.5	13:48.726										
8		1	1:56.570	31.722	42.260	42.588	121.5	15:45.296										
9		1	1:56.647	31.829	42.787	42.031	121.4	17:41.943										
10		1	1:57.225	31.815	43.095	42.315	120.8	19:39.168										
11		1	1:56.778	31.715	42.832	42.231	121.2	21:35.946										
12		1	1:57.261	31.625	43.563	42.073	120.7	23:33.207										
13		1	1:57.628	31.816	43.608	42.204	120.4	25:30.835										
16	DMSB Cooper Bristol Mk II							5	1	1	2:37.710	52.314	53.209	52.187	89.8	2:37.710		
	2	1	2:26.315	40.983	53.115	52.217	96.8		5:04.025									
	3	1	2:26.871	40.893	53.681	52.297	96.4		7:30.896									
	4	1	2:25.504	40.887	52.926	51.691	97.3		9:56.400									
	5	1	2:23.147	40.077	51.856	51.214	98.9		12:19.547									
	6	1	2:24.603	39.882	52.960	51.761	97.9		14:44.150									
	7	1	2:22.548	40.060	51.780	50.708	99.3		17:06.698									
	8	1	2:22.147	39.689	51.788	50.670	99.6		19:28.845									
	9	1	2:22.356	39.483	51.780	51.093	99.5		21:51.201									
	10	1	2:22.462	39.638	52.294	50.530	99.4		24:13.663									
	11	1	2:23.370	39.682	52.217	51.471	98.8		26:37.033									
	21	Motorsport UK Lotus 21 939/952							10a	1	1	2:13.990	42.331	45.718	45.941	105.7	2:13.990	
		2	1	2:04.115	33.206	45.295	45.614			114.1	4:18.105							
3		1	2:05.509	34.385	45.220	45.904	112.8	6:23.614										
25		DMSB Maserati 250F 2507								6	1	1	2:30.231	49.973	50.773	49.485	94.2	2:30.231
	2	1	2:19.244	38.675	50.533	50.036	101.7	4:49.475										
	3	1	2:20.407	38.785	50.907	50.715	100.8	7:09.882										
	4	1	2:19.745	38.911	50.744	50.090	101.3	9:29.627										
	5	1	2:20.751	38.508	51.325	50.918	100.6	11:50.378										
	6	1	2:20.887	39.199	51.190	50.498	100.5	14:11.265										
	7	1	2:20.459	38.907	51.024	50.528	100.8	16:31.724										
	8	1	2:21.552	39.104	51.958	50.490	100.0	18:53.276										
	9	1	2:20.070	38.573	51.008	50.489	101.1	21:13.346										
	10	1	2:22.007	38.822	52.180	51.005	99.7	23:35.353										
	11	1	2:21.794	38.596	52.278	50.920	99.9	25:57.147										
	27	Motorsport UK Cooper Maserati T51							9		1	1	2:10.109	40.461	45.085	44.563	108.8	2:10.109
		2	1	2:04.258	32.618	46.725	44.915	113.9			4:14.367							
3		1	2:03.566	32.920	45.733	44.913	114.6	6:17.933										
4		1	2:04.656	33.360	46.227	45.069	113.6	8:22.589										
5		1	2:03.454	32.979	45.633	44.842	114.7	10:26.043										
6		1	2:03.883	33.090	45.670	45.123	114.3	12:29.926										
7		1	2:03.630	33.238	45.734	44.658	114.5	14:33.556										
8		1	2:04.351	33.604	45.645	45.102	113.9	16:37.907										
9		1	2:04.148	33.338	46.021	44.789	114.0	18:42.055										
10		1	2:03.985	33.410	45.750	44.825	114.2	20:46.040										
11		1	2:05.226	33.482	46.135	45.609	113.1	22:51.266										
12		1	2:05.435	33.550	46.681	45.204	112.9	24:56.701										
13		1	2:05.567	33.131	46.656	45.780	112.8	27:02.268										
31	RSEA Maserati 250F 2501/2523							6	1	1	2:11.738	41.597	45.534	44.607	107.5	2:11.738		
	2	1	2:03.950	33.560	45.779	44.611	114.2		4:15.688									
	3	1	2:03.685	33.638	45.304	44.743	114.5		6:19.373									
	4	1	2:03.779	33.588	45.775	44.416	114.4		8:23.152									
	5	1	2:03.640	33.447	45.599	44.594	114.5		10:26.792									
	6	1	2:03.552	33.314	45.865	44.373	114.6		12:30.344									
	7	1	2:04.396	34.342	45.807	44.247	113.8		14:34.740									
	8	1	2:04.315	33.666	45.263	45.386	113.9		16:39.055									
	9	1	2:04.543	34.535	45.487	44.521	113.7		18:43.598									
	10	1	2:03.827	33.529	45.802	44.496	114.3		20:47.425									

GT-CER
COMPARTECER.COM/NAVARRARACE READY
INTERNATIONAL HISTORIC RACING

CIRCUITO DE NAVARRA



HGPCA

FESTIVAL DE LA VELOCIDAD

Carrera 2

Sector Analysis

— Invalidated Lap

■ Personal Best

■ Session Best

■ Crossing the pit lane


Lap	D	Time	Sector 1	Sector 2	Sector 3	Kph	Elapsed	Lap	D	Time	Sector 1	Sector 2	Sector 3	Kph	Elapsed							
11	1	2:06.771	34.255	47.552	44.964	111.7	22:54.196	4	1	2:12.469	36.062	47.934	48.473	106.9	9:01.812							
12	1	2:05.624	34.427	46.831	44.366	112.7	24:59.820	5	1	2:12.036	35.922	47.852	48.262	107.2	11:13.848							
13	1	2:05.357	33.763	46.507	45.087	112.9	27:05.177	6	1	2:11.155	35.218	47.492	48.445	108.0	13:25.003							
37 KNAF 1.Eddy Perk Heron F1 10a								7								1	2:11.884	35.560	47.739	48.585	107.4	15:36.887
1	1	2:15.053	43.155	46.191	45.707	104.8	2:15.053	8	1	2:15.650	36.294	49.683	49.673	104.4	17:52.537							
2	1	2:05.220	33.862	46.236	45.122	113.1	4:20.273	9	1	2:14.723	37.029	49.193	48.501	105.1	20:07.260							
3	1	2:05.446	34.346	46.022	45.078	112.9	6:25.719	10	1	2:14.201	35.958	49.738	48.505	105.5	22:21.461							
4	1	2:04.630	33.842	45.509	45.279	113.6	8:30.349	11	1	2:16.551	38.721	49.100	48.730	103.7	24:38.012							
5	1	2:04.642	33.861	45.594	45.187	113.6	10:34.991	12	1	2:15.552	36.885	49.680	48.987	104.5	26:53.564							
6	1	2:03.909	33.916	45.037	44.956	114.3	12:38.900	49 Motorsport UK 1.Andrew Beaumont Lotus 18 915 12														
7	1	2:04.754	33.362	45.630	45.762	113.5	14:43.654	1	1	2:05.414	39.059	43.776	42.579	112.9	2:05.414							
8	1	2:04.037	33.584	45.347	45.106	114.1	16:47.691	2	1	1:58.239	31.875	43.857	42.507	119.7	4:03.653							
9	1	2:05.200	34.887	45.378	44.935	113.1	18:52.891	3	1	1:58.415	32.290	43.741	42.384	119.6	6:02.068							
10	1	2:04.162	33.851	45.471	44.840	114.0	20:57.053	4	1	1:57.683	32.021	43.498	42.164	120.3	7:59.751							
11	1	2:06.922	33.918	46.955	46.049	111.6	23:03.975	5	1	1:56.840	31.583	42.924	42.333	121.2	9:56.591							
12	1	2:08.337	34.650	47.747	45.940	110.3	25:12.312	6	1	1:57.345	31.595	42.953	42.797	120.7	11:53.936							
13	1	2:07.969	34.808	47.065	46.096	110.6	27:20.281	7	1	1:57.708	32.205	43.170	42.333	120.3	13:51.644							
41 Motorsport UK 1.Tom Waterfield Cooper T41 7c								8								1	1:56.250	31.425	42.702	42.123	121.8	15:47.894
1	1	2:20.452	45.301	47.582	47.569	100.8	2:20.452	9	1	1:57.006	31.431	43.263	42.312	121.0	17:44.900							
2	1	2:09.181	34.973	46.908	47.300	109.6	4:29.633	10	1	1:58.422	32.648	43.517	42.257	119.6	19:43.322							
3	1	2:09.726	34.955	47.100	47.671	109.1	6:39.359	11	1	2:02.592	32.228	45.949	44.415	115.5	21:45.914							
4	1	2:09.075	35.112	46.517	47.446	109.7	8:48.434	12	1	2:04.528	33.523	46.470	44.535	113.7	23:50.442							
5	1	2:11.187	34.826	47.736	48.625	107.9	10:59.621	13	1	2:05.713	33.890	46.390	45.433	112.6	25:56.155							
6	1	2:09.061	34.552	46.629	47.880	109.7	13:08.682	110 DMSB 1.Volker Hichert Talbot Lago T26C 2														
7	1	2:10.803	34.641	48.004	48.158	108.2	15:19.485	1	1	2:34.210	51.610	51.841	50.759	91.8	2:34.210							
8	1	2:08.089	34.619	46.634	46.836	110.5	17:27.574	2	1	2:21.772	39.759	50.748	51.265	99.9	4:55.982							
9	1	2:10.931	36.970	46.865	47.096	108.1	19:38.505	3	1	2:20.415	38.674	51.620	50.121	100.8	7:16.397							
44 DMSB 1.Klaus Bergs Lotus 18 908 10a								4								1	2:21.542	39.520	51.000	51.022	100.0	9:37.939
1	1	2:22.433	46.544	47.707	48.182	99.4	2:22.433	5	1	2:21.422	39.087	50.595	51.740	100.1	11:59.361							
2	1	2:11.742	35.992	47.999	47.751	107.5	4:34.175	6	1	2:21.110	38.488	52.376	50.246	100.3	14:20.471							
3	1	2:12.278	36.814	48.048	47.416	107.0	6:46.453	7	1	2:23.404	39.497	51.545	52.362	98.7	16:43.875							
4	1	2:12.790	36.814	48.160	47.816	106.6	8:59.243	8	1	2:23.349	40.339	52.249	50.761	98.8	19:07.224							
5	1	2:11.536	36.806	47.545	47.185	107.6	11:10.779	9	1	2:21.342	39.637	51.003	50.702	100.2	21:28.566							
6	1	2:11.489	36.306	47.807	47.376	107.7	13:22.268	10	1	2:27.035	41.227	54.446	51.362	96.3	23:55.601							
7	1	2:10.862	36.145	47.274	47.443	108.2	15:33.130	11	1	2:21.058	38.892	51.458	50.708	100.4	26:16.659							
8	1	2:11.058	35.902	47.205	47.951	108.0	17:44.188	248 DMSB 1.Klaus Lehr Maserati 250F CM5 6														
9	1	2:11.220	36.662	47.762	46.796	107.9	19:55.408	1	1	2:18.831	44.989	47.098	46.744	102.0	2:18.831							
10	1	2:13.291	36.229	49.178	47.884	106.2	22:08.699	2	1	2:08.840	34.731	47.346	46.763	109.9	4:27.671							
11	1	2:13.635	36.397	49.475	47.763	106.0	24:22.334	3	1	2:10.099	35.496	47.819	46.784	108.8	6:37.770							
12	1	2:13.095	35.936	48.547	48.612	106.4	26:35.429	4	1	2:09.121	34.947	47.418	46.756	109.7	8:46.891							
47 Motorsport UK 1.Brian Jolliffe Cooper T45 9								5								1	2:10.403	35.944	47.472	46.987	108.6	10:57.294
1	1	2:22.753	46.001	47.500	49.252	99.2	2:22.753	6	1	2:10.194	34.883	47.938	47.373	108.8	13:07.488							
2	1	2:13.379	37.284	47.450	48.645	106.2	4:36.132	7	1	2:10.513	35.492	47.920	47.101	108.5	15:18.001							
3	1	2:13.211	36.112	47.648	49.451	106.3	6:49.343	8	1	2:09.957	35.820	48.057	46.080	108.9	17:27.958							
								9								1	2:11.331	36.474	48.391	46.466	107.8	19:39.289
								10								1	2:13.473	35.951	50.207	47.315	106.1	21:52.762
								11								1	2:13.670	36.482	49.889	47.299	105.9	24:06.432



GT-CER
CAMPAÑAS DE PROMOCIÓN DE LA RACER



RACE READY
IBERIA HISTORIC RACING



CIRCUITO DE NAVARRA 3.933 m.

HGPCA FESTIVAL DE LA VELOCIDAD Carrera 2

Sector Analysis


— Invalidated Lap

■ Personal Best

■ Session Best

B Crossing the pit lane

Lap	D	Time	Sector 1	Sector 2	Sector 3	Kph	Elapsed	Lap	D	Time	Sector 1	Sector 2	Sector 3	Kph	Elapsed
12	1	2:10.975	35.384	49.269	46.322	108.1	26:17.407								



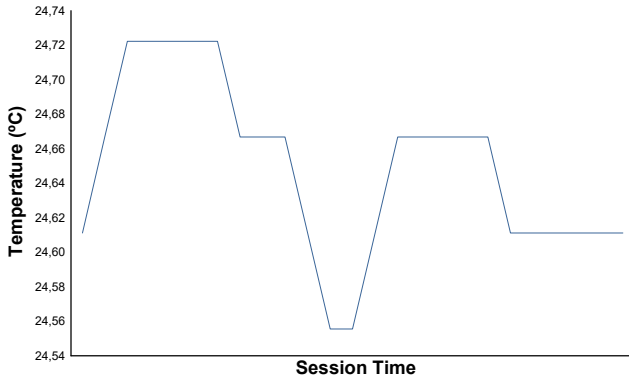
FESTIVAL DE LA VELOCIDAD

HGPCA

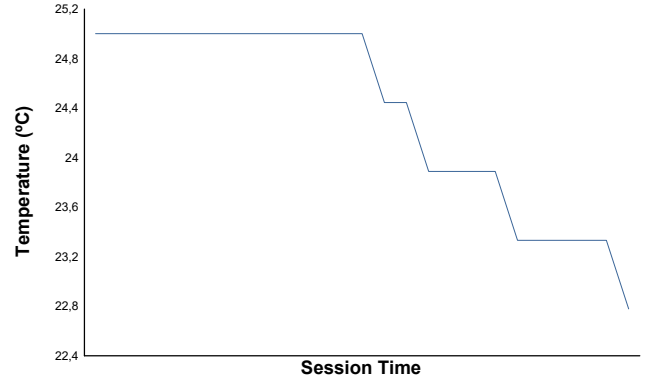
Carrera 2

Weather Report

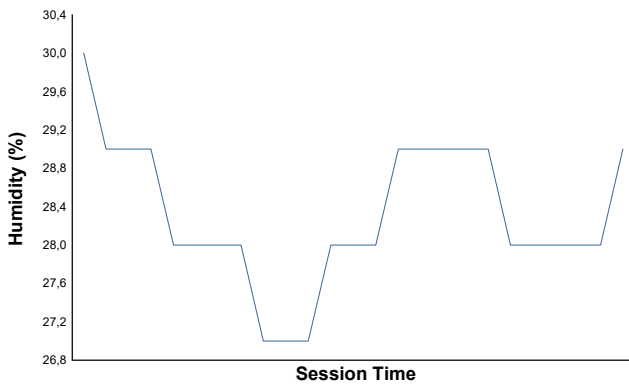
Air Temperature



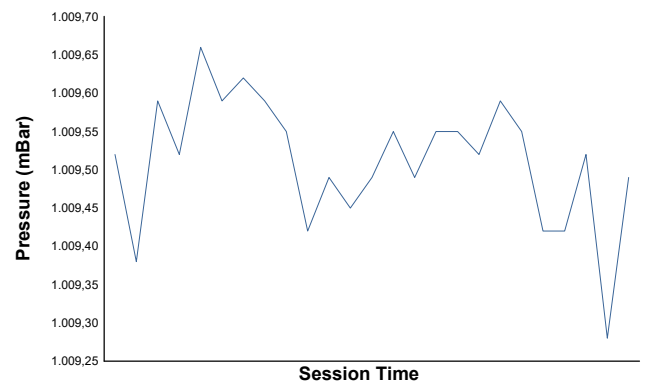
Track Temperature



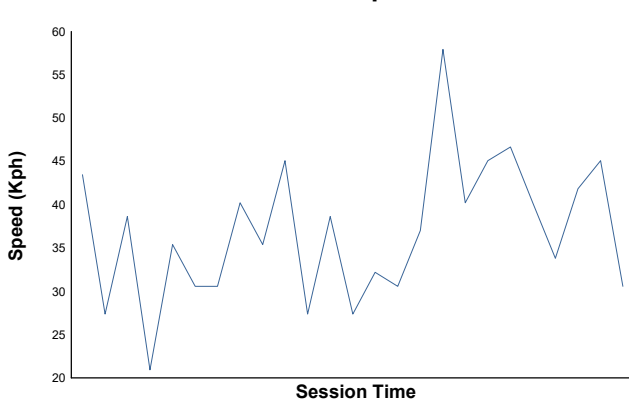
Humidity



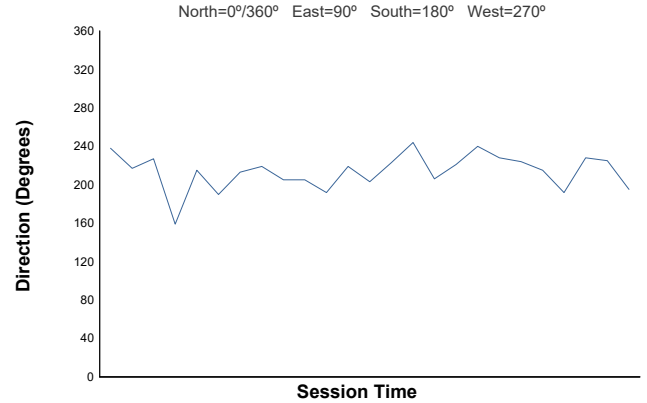
Pressure



Wind Speed



Wind Direction



Track Status: **DRY**