



Silverstone Classic - 29 - 31 Jul 2016

Maserati Trophy for HGPCA Pre '66 Grand Prix Cars Qualifying for Race 8 - Classification

Sheet No:

POS	NO	DRIVER/S	CLASS	CLASS POS	CAR MAKE / MODEL	TIME	ON	LAPS	GAP	DIFF	MPH
1	10	Will Nuthall	7B	1	Cooper T53	2:20.032	2	6			93.56
2	122	Peter Horsman	12	1	Lotus 18/21	2:21.978	3	8	1.946	1.946	92.28
3	11	Jon Fairley	12	2	Brabham BT11/19	2:23.084	8	8	3.052	1.106	91.57
4	29	Nick Fennell	11	1	Lotus 25	2:23.279	6	8	3.247	0.195	91.44
5	12	Rudi Friedrichs	7B	2	Cooper T53	2:23.718	8	8	3.686	0.439	91.16
6	4	Andrew Beaumont	11	2	Lotus 24	2:24.672	8	8	4.640	0.954	90.56
7	3	Barry Cannell	7B	3	Cooper T51	2:24.751	8	8	4.719	0.079	90.51
8	2	Rod Jolley	7B	4	Cooper T45/51	2:25.018	8	8	4.986	0.267	90.35
9	25	Tony Wood	7A	1	Maserati Tec Mec	2:25.746	3	8	5.714	0.728	89.89
10	35	Richard Tarling	10	1	Assegai F1	2:27.227	4	7	7.195	1.481	88.99
11	66	Sid Hoole	11	3	Cooper T66	2:27.253	8	8	7.221	0.026	88.97
12	6	Andrew Smith	9	1	Cooper T43	2:28.387	7	7	8.355	1.134	88.29
13	27	Ed Morris	10	2	Lotus 18	2:29.596	7	7	9.564	1.209	87.58
14	42	Fred Harper	8	1	Kurtis KK500G	2:30.060	3	7	10.028	0.464	87.31
15	77	Geraint Owen	8	2	Kurtis 500C	2:30.083	3	8	10.051	0.023	87.30
16	26	Peter Mullen	11	4	BRM P261	2:31.227	6	8	11.195	1.144	86.64
17	129	Paul Woolley	11	5	Scirocco BRM F1	2:31.695	6	7	11.663	0.468	86.37
18	51	Matteo Maria Tullio	12	3	Cooper T51	2:31.705	3	5	11.673	0.010	86.36
19	71	Alan Baillie	10	3	Cooper T71/73	2:31.824	6	8	11.792	0.119	86.30
20	14	Richard Wilson	7B	5	Cooper T51	2:32.304	7	7	12.272	0.480	86.02
21	18	John Clark	10	4	Cooper T56	2:32.781	5	7	12.749	0.477	85.76
22	31	Guillermo Fierro	6	1	Maserati 250F	2:33.009	5	7	12.977	0.228	85.63
23	22	Steve Hart	6	2	Maserati 250F	2:33.167	5	7	13.135	0.158	85.54
24	75	Eddie McGuire	5	1	Cooper Mk1	2:33.478	3	8	13.446	0.311	85.37
25	99	John Evans	12	4	Brabham BT4	2:33.971	3	8	13.939	0.493	85.09
26	56	Martin Halusa	6	3	Maserati 250F	2:36.095	7	7	16.063	2.124	83.93
27	61	Rainer Ott	12	5	Cooper T53	2:37.005	7	7	16.973	0.910	83.45
28	248	Klaus Lehr	6	4	Maserati 250F	2:37.102	5	8	17.070	0.097	83.40
29	28	Anthony Goddard	10	5	Cooper Alfa T56/69	2:38.551	6	7	18.519	1.449	82.63
30	33	Chris Phillips	5	2	Cooper Bristol Mk2	2:38.893	8	8	18.861	0.342	82.46
31	9	Steve Russell	5	3	Cooper Bristol Mk2	2:38.981	6	8	18.949	0.088	82.41
32	36	Tony Best	10	6	Lotus 21	2:39.029	5	6	18.997	0.048	82.39
33	21	Ian Nuthall	5	4	Alta F2	2:39.436	3	7	19.404	0.407	82.18
34	19	Paul Grant	5	5	Cooper Bristol Mk2	2:39.438	5	7	19.406	0.002	82.17
35	40	Doug Mockett	10	7	Cooper T53	2:39.887	7	7	19.855	0.449	81.94
36	53	Scotty Taylor	12	6	Cooper T53	2:39.970	5	6	19.938	0.083	81.90
37	23	Barry Wood	5	6	Cooper Bristol Mk1	2:40.363	7	8	20.331	0.393	81.70
38	32	Larry Kinch	12	7	Lotus 32	2:40.457	7	7	20.425	0.094	81.65
39	34	John Bussey	7C	1	Cooper T43	2:41.546	4	7	21.514	1.089	81.10
40	43	Tania Pilkington	9	2	Cooper T43	2:41.641	4	7	21.609	0.095	81.05

CAR 52 has two transponders fitted - please remove one

Session Start: 15:00:28 - Finish: 15:20:30

Weather/Track Conditions: Cloud / Dry

Circuit: Silverstone Historic Grand Prix

Track Length: 5.857 Km - 3.6394 miles

These results are provisional until the conclusion of any judicial and technical matters.

Clerk of the Course:

Timekeeper:

Issued at:



Silverstone Classic - 29 - 31 Jul 2016

**Maserati Trophy for HGPCA Pre '66 Grand Prix Cars
Qualifying for Race 8 - Classification**

Sheet No:

POS	NO	DRIVER/S	CLASS	CLASS POS	CAR MAKE / MODEL	TIME	ON	LAPS	GAP	DIFF	MPH
41	24	Wolfgang Friedrichs	7A	2	Aston Martin DBR4/1	2:42.551	3	4	22.519	0.910	80.60
42	15	Marc Valvekens	8	3	Aston DBR4/4	2:44.127	3	7	24.095	1.576	79.83
43	30	Helmut Gassmann	6	5	Connaught B Type	2:48.252	5	7	28.220	4.125	77.87
44	41	Brian Maile	7C	2	Cooper T41	2:52.321	7	7	32.289	4.069	76.03
45	110	Francesco Baldanza	10	8	Lola Mk3	2:55.916	7	7	35.884	3.595	74.48
46	5	Richard Pilkington	2	1	Talbot T26 SS	2:59.028	3	6	38.996	3.112	73.18
47	7	Thierry Chanoine	7B	6	Cooper T51	2:59.046	6	7	39.014	0.018	73.18
48	52	Erik Staes	5	7	Cooper Mk1	3:02.319	4	5	42.287	3.273	71.86
49	20	Julia De Baldanza	5	8	Alfa F1	3:08.399	5	6	48.367	6.080	69.54

CAR 52 has two transponders fitted - please remove one

*Session Start: 15:00:28 - Finish: 15:20:30
Weather/Track Conditions: Cloud / Dry
Circuit: Silverstone Historic Grand Prix
Track Length: 5.857 Km - 3.6394 miles*

These results are provisional until the conclusion of any judicial and technical matters.

Clerk of the Course:	Timekeeper:	Issued at:
----------------------	-------------	------------

Silverstone Classic - 29 - 31 Jul 2016

Maserati Trophy for HGPCA Pre '66 Grand Prix Cars

Qualifying for Race 8 - Sector Analysis

2 Rod Jolley (7B)									Cooper T45/51								
lap	Sect-1	Speed	Sect-2	Speed	Sect-3	Speed	TopSpeed	laptime pit	lap	Sect-1	Speed	Sect-2	Speed	Sect-3	Speed	Topspeed	laptime pit
1	Out	103.1	1:17.243	136.1	29.581	89.5		2:34.881	5	46.081	129.1	1:11.744	141.9	30.688	78.2		2:28.513
2	47.334	106.4	1:14.172	138.7	28.780	88.5		2:30.286	6	45.392	130.6	1:13.186	140.1	27.604	93.1		2:26.182
3	46.998	117.5	1:12.974	139.8	27.969	89.8		2:27.941	7	44.643	132.6	1:12.136	140.1	28.598	95.1		2:25.377
4	45.538	104.7	1:13.895	139.8	27.777	92.3		2:27.210	8	45.344	122.9	1:11.986	141.6	27.688	94.5		2:25.018

3 Barry Cannell (7B)									Cooper T51								
lap	Sect-1	Speed	Sect-2	Speed	Sect-3	Speed	TopSpeed	laptime pit	lap	Sect-1	Speed	Sect-2	Speed	Sect-3	Speed	Topspeed	laptime pit
1	Out	107.9	1:16.318	131.8	28.516	84.9		2:32.275	5	45.640	129.8	1:12.642	139.8	28.459	85.6		2:26.741
2	46.444	118.1	1:14.104	135.6	27.749	90.6		2:28.297	6	45.205	126.9	1:12.651	138.4	28.678	89.2		2:26.534
3	46.191	129.6	1:12.291	135.8	27.342	91.7		2:25.824	7	45.327	121.1	1:13.230	138.9	28.096	93.9		2:26.653
4	45.669	129.1	1:12.569	134.8	30.771	84.5		2:29.009	8	46.155	132.1	1:11.069	142.2	27.527	86.5		2:24.751

4 Andrew Beaumont (11)									Lotus 24								
lap	Sect-1	Speed	Sect-2	Speed	Sect-3	Speed	TopSpeed	laptime pit	lap	Sect-1	Speed	Sect-2	Speed	Sect-3	Speed	Topspeed	laptime pit
1	Out	108.4	1:16.340	128.3	27.891	89.7		2:32.349	5	45.407	124.0	1:14.586	132.1	27.294	91.2		2:27.287
2	45.515	123.1	1:13.072	130.1	26.874	84.5		2:25.461	6	45.205	124.0	1:12.355	130.6	27.868	93.9		2:25.428
3	45.546	123.8	1:11.866	131.1	27.831	89.4		2:25.243	7	47.456	122.5	1:12.423	131.6	29.213	91.9		2:29.092
4	45.480	123.4	1:14.756	129.1	27.664	92.2		2:27.900	8	45.012	123.1	1:11.425	131.8	28.235	91.6		2:24.672

5 Richard Pilkington (2)									Talbot T26 SS								
lap	Sect-1	Speed	Sect-2	Speed	Sect-3	Speed	TopSpeed	laptime pit	lap	Sect-1	Speed	Sect-2	Speed	Sect-3	Speed	Topspeed	laptime pit
1	Out	85.1	1:39.511	98.8	39.082	70.9		3:14.632	4	56.108	92.6	1:30.148	99.4	33.255	78.0		2:59.511
2	57.662	92.7	1:30.122	98.7	33.953	76.8		3:01.737	5	55.818	93.7	1:30.122	99.4	33.840	73.7		2:59.780
3	55.445	92.9	1:29.616	100.0	33.967	76.3		2:59.028	6	57.106	94.3	1:33.952	89.8				3:04.672

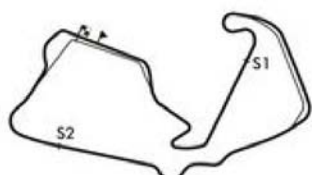
6 Andrew Smith (9)									Cooper T43								
lap	Sect-1	Speed	Sect-2	Speed	Sect-3	Speed	TopSpeed	laptime pit	lap	Sect-1	Speed	Sect-2	Speed	Sect-3	Speed	Topspeed	laptime pit
1	Out	95.5	1:19.649	124.7	29.133	88.9		2:38.533	5	47.128	122.2	1:13.801	132.1	29.180	83.4		2:30.109
2	52.631	117.7	1:14.240	129.1	27.770	91.7		2:34.641	6	47.693	122.0	1:14.911	132.1	28.756	83.2		2:31.360
3	49.123	122.7	1:13.773	129.6	28.156	92.4		2:31.052	7	46.702	120.3	1:14.051	128.1	27.634	90.8		2:28.387
4	46.710	122.7	1:16.489	130.3	27.721	91.9		2:30.920	8								

7 Thierry Chanoine (7B)									Cooper T51								
lap	Sect-1	Speed	Sect-2	Speed	Sect-3	Speed	TopSpeed	laptime pit	lap	Sect-1	Speed	Sect-2	Speed	Sect-3	Speed	Topspeed	laptime pit
1	Out	99.1	1:27.612	111.7	35.117	72.5		2:52.639	5	56.590	105.4	1:30.295	110.6	35.234	78.5		3:02.119
2	1:14.399	91.7	1:29.116	113.0	37.209	67.4		3:20.724	6	54.614	111.1	1:28.277	108.2	36.155	77.8		2:59.046
3	56.537	94.4	1:29.671	110.0	37.790	74.2		3:03.998	7	55.058	107.4	1:28.806	111.8	37.086	74.6		3:00.950
4	56.969	102.8	1:30.654	109.8	36.491	72.6		3:04.114	8								

9 Steve Russell (5)									Cooper Bristol Mk2								
lap	Sect-1	Speed	Sect-2	Speed	Sect-3	Speed	TopSpeed	laptime pit	lap	Sect-1	Speed	Sect-2	Speed	Sect-3	Speed	Topspeed	laptime pit
1	Out	96.4	1:25.546	110.9	31.702	80.6		2:47.896	5	50.527	110.0	1:19.382	117.3	29.404	84.8		2:39.313
2	51.867	106.7	1:24.825	115.9	31.048	75.8		2:47.740	6	49.744	110.9	1:19.907	117.5	29.330	85.4		2:38.981
3	49.929	109.8	1:21.361	113.7	30.506	83.4		2:41.796	7	49.424	111.1	1:21.059	115.1	29.858	84.1		2:40.341
4	49.604	109.8	1:19.528	116.7	29.859	83.3		2:38.991	8	49.909	110.2	1:20.096	116.3	29.731	82.8		2:39.736

10 Will Nuthall (7B)									Cooper T53								
lap	Sect-1	Speed	Sect-2	Speed	Sect-3	Speed	TopSpeed	laptime pit	lap	Sect-1	Speed	Sect-2	Speed	Sect-3	Speed	Topspeed	laptime pit
1	Out	123.4	1:12.947	134.8	27.545	98.5		2:25.177	4	45.933	125.7	1:12.788	133.9	28.559	86.6		2:27.280
2	43.827	126.6	1:09.788	137.0	26.417	98.8		2:20.032	5	45.783	127.8	1:11.915	130.6	30.673	97.1		2:28.371
3	43.330	129.1	1:10.311	137.0	26.715	92.6		2:20.356	6	43.528	129.3	1:11.206	127.1				2:22.010

11 Jon Fairley (12)									Brabham BT11/19								
lap	Sect-1	Speed	Sect-2	Speed	Sect-3	Speed	TopSpeed	laptime pit	lap	Sect-1	Speed	Sect-2	Speed	Sect-3	Speed	Topspeed	laptime pit
1	Out	115.5	1:15.870	135.6	31.243	83.5		2:36.506	5	46.644	129.6	1:11.168	138.1	30.639	86.3		2:28.451
2	47.003	119.0	1:13.625	137.2	27.843	85.6		2:28.471	6	44.807	130.1	1:10.804	137.8	27.526	91.9		2:23.137
3	45.639	127.6	1:11.102	141.6	27.397	95.2		2:24.138	7	44.261	129.1	1:10.686	138.4	28.638	90.1		2:23.585
4	44.067	128.6	1:12.170	139.5	27.534	94.8		2:23.771	8	43.923	129.6	1:10.904	140.4	28.257	91.8		2:23.084



Session Start: 15:00:28 - Finish: 15:20:30
Weather/Track Conditions: Cloud / Dry
Circuit: Silverstone Historic Grand Prix
Track Length: 5.857 Km - 3.6394 miles

Silverstone Classic - 29 - 31 Jul 2016

Maserati Trophy for HGPCA Pre '66 Grand Prix Cars

Qualifying for Race 8 - Sector Analysis

12 Rudi Friedrichs (7B)									Cooper T53										
lap	Sect-1	Speed	Sect-2	Speed	Sect-3	Speed	TopSpeed	laptime	pit	lap	Sect-1	Speed	Sect-2	Speed	Sect-3	Speed	Topspeed	laptime	pit
1	Out	125.7	1:13.555	130.6	28.236	92.9		2:27.759		5	45.206	124.3	1:13.134	136.7	28.460	91.8		2:26.800	
2	45.081	130.3	1:31.228	133.2	28.780	94.5		2:45.089		6	45.420	126.9	1:12.515	137.5	27.546	94.3		2:25.481	
3	45.615	118.8	1:13.075	136.1	28.354	92.7		2:27.044		7	46.770	127.8	1:11.607	137.0	27.855	93.2		2:26.232	
4	45.164	128.1	1:13.258	133.4	28.619	92.8		2:27.041		8	44.836	127.8	1:11.352	135.8	27.530	93.6		2:23.718	

14 Richard Wilson (7B)									Cooper T51										
lap	Sect-1	Speed	Sect-2	Speed	Sect-3	Speed	TopSpeed	laptime	pit	lap	Sect-1	Speed	Sect-2	Speed	Sect-3	Speed	Topspeed	laptime	pit
1	Out	79.2	1:37.662	112.8	34.087	79.1		3:03.566		5	47.347	115.5	1:16.351	132.4	29.690	92.7		2:33.388	
2	55.741	103.7	1:24.442	112.2	34.749	81.0		2:54.932		6	47.676	111.5	1:15.037	121.1	30.686	92.2		2:33.399	
3	49.107	124.0	1:17.473	130.8	31.811	86.4		2:38.391		7	48.414	118.4	1:14.629	129.6	29.261	93.3		2:32.304	
4	49.062	113.4	1:16.538	126.1	30.454	91.1		2:36.054		8									

15 Marc Valvekens (8)									Aston DBR4/4										
lap	Sect-1	Speed	Sect-2	Speed	Sect-3	Speed	TopSpeed	laptime	pit	lap	Sect-1	Speed	Sect-2	Speed	Sect-3	Speed	Topspeed	laptime	pit
1	Out	82.7	1:28.919	105.2	33.854	81.2		2:57.140		5	50.922	101.4	1:22.251	112.6	31.980	84.5		2:45.153	
2	52.340	102.0	1:23.905	113.7	32.348	85.2		2:48.593		6	50.777	102.6	1:21.730	107.2	34.409	81.0		2:46.916	
3	50.945	107.2	1:20.271	115.3	32.911	78.0		2:44.127		7	51.409	97.4	1:22.319	110.2	33.318	81.6		2:47.046	
4	54.148	97.5	1:22.385	113.9	32.222	84.1		2:48.755		8									

18 John Clark (10)									Cooper T56										
lap	Sect-1	Speed	Sect-2	Speed	Sect-3	Speed	TopSpeed	laptime	pit	lap	Sect-1	Speed	Sect-2	Speed	Sect-3	Speed	Topspeed	laptime	pit
1	Out	93.9	1:21.148	121.1	29.846	86.0		2:38.281		5	48.031	110.2	1:16.162	123.4	28.588	89.6		2:32.781	
2	49.558	93.3	1:19.077	122.9	28.491	88.8		2:37.126		6	49.533	115.5	1:16.648	121.1	30.127	77.0		2:36.308	
3	47.393	111.7	1:17.055	122.2	28.884	89.0		2:33.332		7	52.043	78.1	2:16.277	54.6				3:53.977	
4	47.330	113.6	1:16.152	124.7	29.645	90.9		2:33.127		8									

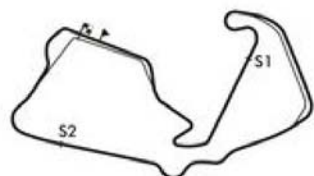
19 Paul Grant (5)									Cooper Bristol Mk2										
lap	Sect-1	Speed	Sect-2	Speed	Sect-3	Speed	TopSpeed	laptime	pit	lap	Sect-1	Speed	Sect-2	Speed	Sect-3	Speed	Topspeed	laptime	pit
1	Out	78.6	1:33.838	90.9	35.419	79.0		3:03.532		5	49.510	107.7	1:19.422	115.9	30.506	84.7		2:39.438	
2	52.153	108.6	1:22.127	114.5	31.460	82.7		2:45.740		6	50.344	107.4	1:20.080	116.1	30.257	81.2		2:40.681	
3	49.928	107.5	1:20.756	116.1	30.843	84.5		2:41.527		7	50.522	110.6	1:19.180	117.9	29.853	86.0		2:39.555	
4	49.658	108.2	1:20.385	117.9	30.529	86.1		2:40.572		8									

20 Julia De Baldanza (5)									Alta F1										
lap	Sect-1	Speed	Sect-2	Speed	Sect-3	Speed	TopSpeed	laptime	pit	lap	Sect-1	Speed	Sect-2	Speed	Sect-3	Speed	Topspeed	laptime	pit
1	Out	78.1	1:44.130	84.0	40.625	68.7		3:26.841		4	59.412	90.6	1:33.088	100.6	38.004	68.5		3:10.504	
2	1:00.412	78.1	1:35.934	93.6	38.637	67.1		3:14.983		5	59.081	87.7	1:32.655	96.8	36.663	67.4		3:08.399	
3	1:00.659	88.0	1:34.982	92.4	38.939	69.8		3:14.580		6	59.275	84.2	1:33.066	101.1	39.448	70.1		3:11.789	

21 Ian Nuthall (5)									Alta F2										
lap	Sect-1	Speed	Sect-2	Speed	Sect-3	Speed	TopSpeed	laptime	pit	lap	Sect-1	Speed	Sect-2	Speed	Sect-3	Speed	Topspeed	laptime	pit
1	Out	97.8	1:22.276	113.6	31.261	75.1		2:42.512		5	50.431	111.3	1:19.726	115.3	29.392	84.6		2:39.549	
2	51.090	109.1	1:20.954	114.9	29.823	83.9		2:41.867		6	49.541	112.0	1:20.115	116.1	29.919	84.5		2:39.575	
3	49.520	109.8	1:19.781	114.9	30.135	83.8		2:39.436		7	51.207	108.1	1:22.823	114.5				2:41.183	
4	49.756	109.1	1:20.500	116.5	29.675	85.1		2:39.931		8									

22 Steve Hart (6)									Maserati 250F										
lap	Sect-1	Speed	Sect-2	Speed	Sect-3	Speed	TopSpeed	laptime	pit	lap	Sect-1	Speed	Sect-2	Speed	Sect-3	Speed	Topspeed	laptime	pit
1	Out	116.7	1:22.846	113.0	34.433	81.0		2:43.415		5	47.095	118.8	1:16.017	119.6	30.055	91.8		2:33.167	
2	51.493	107.7	1:19.216	124.7	30.341	90.4		2:41.050		6	48.087	115.9	1:16.124	133.7	29.800	88.7		2:34.011	
3	48.745	116.3	1:17.289	124.7	30.457	87.5		2:36.491		7	48.337	114.9	1:16.404	134.8	30.319	84.9		2:35.060	
4	47.335	113.6	1:16.478	130.6	29.947	86.1		2:33.760		8									

23 Barry Wood (5)									Cooper Bristol Mk1										
lap	Sect-1	Speed	Sect-2	Speed	Sect-3	Speed	TopSpeed	laptime	pit	lap	Sect-1	Speed	Sect-2	Speed	Sect-3	Speed	Topspeed	laptime	pit
1	Out	96.4	1:25.034	107.4	31.405	82.4		2:46.616		5	51.843	107.7	1:20.754	111.7	31.704	83.4		2:44.301	
2	51.889	107.9	1:21.489	115.9	31.203	81.5		2:44.581		6	50.798	106.4	1:20.245	116.9	30.363	85.6		2:41.406	
3	51.338	110.9	1:20.598	113.7	31.005	79.8		2:42.941		7	49.960	109.5	1:19.680	116.7	30.723	82.5		2:40.363	
4	50.829	109.5	1:20.026	116.7	31.535	82.3		2:42.390		8	51.315	108.1	1:20.724	115.9	30.874	83.0		2:42.913	



Session Start: 15:00:28 - Finish: 15:20:30
Weather/Track Conditions: Cloud / Dry
Circuit: Silverstone Historic Grand Prix
Track Length: 5.857 Km - 3.6394 miles

Silverstone Classic - 29 - 31 Jul 2016

Maserati Trophy for HGPCA Pre '66 Grand Prix Cars

Qualifying for Race 8 - Sector Analysis

24 Wolfgang Friedrichs (7A)									Aston Martin DBR4/1										
lap	Sect-1	Speed	Sect-2	Speed	Sect-3	Speed	TopSpeed	laptime	pit	lap	Sect-1	Speed	Sect-2	Speed	Sect-3	Speed	Topspeed	laptime	pit
1	Out	97.8	1:32.665	109.5	34.919	78.7		2:58.357		3	51.979	107.4	1:19.591	120.9	30.981	85.2		2:42.551	
2	54.878	97.5	1:23.165	120.3	34.507	79.2		2:52.550		4	52.831	101.2	1:22.471	118.4	32.353	78.1		2:47.655	

25 Tony Wood (7A)									Maserati Tec Mec										
lap	Sect-1	Speed	Sect-2	Speed	Sect-3	Speed	TopSpeed	laptime	pit	lap	Sect-1	Speed	Sect-2	Speed	Sect-3	Speed	Topspeed	laptime	pit
1	Out	113.9	1:16.089	131.8	28.054	85.4		2:29.441		5	Out	103.7	1:19.838	127.8	28.120	90.1		3:39.558	P
2	45.712	120.5	1:14.766	133.7	27.646	91.8		2:28.124		6	45.234	126.9	1:13.115	133.7	28.111	82.1		2:26.460	
3	45.586	123.6	1:12.754	133.9	27.406	89.6		2:25.746		7	45.521	127.6	1:14.585	133.2	28.398	79.6		2:28.504	
4	45.496	126.6	1:15.764	79.0				2:35.258		8	45.240	129.1	1:13.693	133.4	26.981	89.7		2:25.914	

26 Peter Mullen (11)									BRM P261										
lap	Sect-1	Speed	Sect-2	Speed	Sect-3	Speed	TopSpeed	laptime	pit	lap	Sect-1	Speed	Sect-2	Speed	Sect-3	Speed	Topspeed	laptime	pit
1	Out	107.7	1:23.147	123.1	29.729	76.8		2:42.289		5	46.582	121.4	1:16.379	128.3	29.937	88.9		2:32.898	
2	47.913	115.3	1:17.597	126.9	28.312	92.6		2:33.822		6	47.179	121.6	1:15.297	127.8	28.751	86.5		2:31.227	
3	46.341	120.9	1:16.420	124.7	28.786	92.9		2:31.547		7	46.865	120.7	1:15.953	128.3	30.450	89.6		2:33.268	
4	46.999	119.6	1:15.181	129.1	29.070	91.2		2:31.250		8	48.335	120.5	1:17.318	127.8	28.140	94.9		2:33.793	

27 Ed Morris (10)									Lotus 18										
lap	Sect-1	Speed	Sect-2	Speed	Sect-3	Speed	TopSpeed	laptime	pit	lap	Sect-1	Speed	Sect-2	Speed	Sect-3	Speed	Topspeed	laptime	pit
1	Out	106.9	1:17.599	119.0	29.852	80.4		2:35.629		5	Out	112.6	1:17.293	117.1	28.682	81.6		4:39.882	P
2	48.160	112.4	1:18.161	118.1	28.403	88.1		2:34.724		6	48.032	113.9	1:16.887	119.6	28.110	87.5		2:33.029	
3	48.134	114.5	1:17.643	117.5	27.920	88.7		2:33.697		7	46.974	113.0	1:15.282	118.8	27.340	89.6		2:29.596	
4	47.692	113.6	1:17.375	117.1				2:31.387		8									

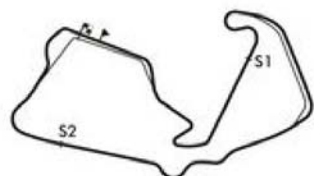
28 Anthony Goddard (10)									Cooper Alfa T56/69										
lap	Sect-1	Speed	Sect-2	Speed	Sect-3	Speed	TopSpeed	laptime	pit	lap	Sect-1	Speed	Sect-2	Speed	Sect-3	Speed	Topspeed	laptime	pit
1	Out	97.5	1:31.429	108.4	33.713	84.4		2:54.256		5	49.907	105.8	1:18.464	121.8	31.594	84.6		2:39.965	
2	55.986	98.4	1:23.307	117.3	31.261	86.6		2:50.554		6	49.526	104.5	1:18.406	122.0	30.619	87.7		2:38.551	
3	49.314	104.7	1:18.436	118.4	32.697	88.1		2:40.447		7	49.585	99.3	1:18.304	118.8	30.874	88.7		2:38.763	
4	49.073	100.6	1:19.009	114.7	31.310	88.2		2:39.392		8									

29 Nick Fennell (11)									Lotus 25										
lap	Sect-1	Speed	Sect-2	Speed	Sect-3	Speed	TopSpeed	laptime	pit	lap	Sect-1	Speed	Sect-2	Speed	Sect-3	Speed	Topspeed	laptime	pit
1	Out	116.3	1:14.438	129.6	27.861	94.5		2:28.790		5	46.452	122.5	1:14.859	130.8	28.120	89.1		2:29.431	
2	45.194	125.0	1:12.603	130.8	27.427	93.9		2:25.224		6	45.250	125.9	1:11.297	130.3	26.732	94.4		2:23.279	
3	45.402	122.7	1:12.142	131.6	28.004	96.7		2:25.548		7	44.627	125.2	1:11.943	132.6	28.140	92.7		2:24.710	
4	45.127	122.5	1:13.806	131.6	27.577	94.3		2:26.510		8	46.081	119.2	1:13.398	131.1	27.841	91.7		2:27.320	

30 Helmut Gassmann (6)									Connaught B Type										
lap	Sect-1	Speed	Sect-2	Speed	Sect-3	Speed	TopSpeed	laptime	pit	lap	Sect-1	Speed	Sect-2	Speed	Sect-3	Speed	Topspeed	laptime	pit
1	Out	96.6	1:27.460	103.9	34.641	71.4		2:52.146		5	51.520	112.8	1:22.620	120.3	34.112	73.9		2:48.252	
2	54.777	104.4	1:24.371	110.4	33.870	76.0		2:53.018		6	53.844	100.9	1:31.340	103.1	39.322	67.3		3:04.506	
3	52.960	110.4	1:23.242	117.3	33.978	76.4		2:50.180		7	57.657	97.4	1:29.667	112.6				3:01.439	
4	52.668	110.9	1:22.887	115.9	32.855	78.1		2:48.410		8									

31 Guillermo Fierro (6)									Maserati 250F										
lap	Sect-1	Speed	Sect-2	Speed	Sect-3	Speed	TopSpeed	laptime	pit	lap	Sect-1	Speed	Sect-2	Speed	Sect-3	Speed	Topspeed	laptime	pit
1	Out	111.8	1:24.308	114.3	33.851	82.6		2:43.716		5	46.979	122.5	1:16.945	130.6	29.085	91.1		2:33.009	
2	52.006	103.1	1:19.330	131.1	29.956	89.4		2:41.292		6	47.604	120.5	1:16.128	131.3	29.556	89.6		2:33.288	
3	48.555	122.7	1:17.386	129.8	30.184	89.4		2:36.125		7	48.993	119.6	1:18.534	116.5	31.674	89.2		2:39.201	
4	47.269	117.3	1:16.879	131.3	29.406	88.8		2:33.554		8									

32 Larry Kinch (12)									Lotus 32										
lap	Sect-1	Speed	Sect-2	Speed	Sect-3	Speed	TopSpeed	laptime	pit	lap	Sect-1	Speed	Sect-2	Speed	Sect-3	Speed	Topspeed	laptime	pit
1	Out	100.8	1:33.164	111.3	34.854	82.5		2:59.377		5	51.285	116.7	1:20.579	133.4	31.220	83.6		2:43.084	
2	55.103	101.8	1:24.407	104.2	36.076	75.1		2:55.586		6	49.350	112.2	1:19.931	135.6	32.533	84.0		2:41.814	
3	51.065	112.8	1:19.969	125.9	31.319	84.2		2:42.353		7	48.950	117.7	1:20.180	129.3	31.327	85.1		2:40.457	
4	49.763	117.5	1:22.464	131.8	32.338	80.1		2:44.565		8									



Session Start: 15:00:28 - Finish: 15:20:30
Weather/Track Conditions: Cloud / Dry
Circuit: Silverstone Historic Grand Prix
Track Length: 5.857 Km - 3.6394 miles

Silverstone Classic - 29 - 31 Jul 2016

Maserati Trophy for HGPCA Pre '66 Grand Prix Cars

Qualifying for Race 8 - Sector Analysis

33 Chris Phillips (5)									Cooper Bristol Mk2										
lap	Sect-1	Speed	Sect-2	Speed	Sect-3	Speed	TopSpeed	laptime	pit	lap	Sect-1	Speed	Sect-2	Speed	Sect-3	Speed	Topspeed	laptime	pit
1	Out	98.1	1:23.845	115.5	30.996	82.1		2:46.329		5	51.027	102.5	1:20.385	116.1	31.521	75.6		2:42.933	
2	51.597	102.1	1:21.756	117.1	30.550	83.4		2:43.903		6	50.774	108.6	1:21.854	117.7	29.596	84.7		2:42.224	
3	51.343	106.2	1:20.625	115.5	30.290	77.5		2:42.258		7	49.866	111.3	1:20.832	118.1	29.992	84.6		2:40.690	
4	51.117	103.7	1:20.077	117.9	29.993	79.0		2:41.187		8	49.808	107.0	1:19.402	117.3	29.683	83.8		2:38.893	

34 John Bussey (7C)									Cooper T43										
lap	Sect-1	Speed	Sect-2	Speed	Sect-3	Speed	TopSpeed	laptime	pit	lap	Sect-1	Speed	Sect-2	Speed	Sect-3	Speed	Topspeed	laptime	pit
1	Out	82.6	1:33.460	101.8	34.902	73.3		2:58.113		5	50.401	107.2	1:21.891	113.2	30.170	78.5		2:42.462	
2	55.223	103.4	1:22.155	114.3	30.461	73.8		2:47.839		6	51.810	101.7	1:23.524	111.8	30.170	77.9		2:45.504	
3	51.486	101.5	1:21.244	112.2	32.943	79.2		2:45.673		7	51.300	105.8	1:20.489	111.7	30.049	78.8		2:41.838	
4	50.942	106.0	1:20.614	112.0	29.990	80.6		2:41.546		8									

35 Richard Tarling (10)									Assegai F1										
lap	Sect-1	Speed	Sect-2	Speed	Sect-3	Speed	TopSpeed	laptime	pit	lap	Sect-1	Speed	Sect-2	Speed	Sect-3	Speed	Topspeed	laptime	pit
1	Out	113.7	1:15.402	120.7	29.041	83.3		2:30.568		5	45.860	118.1	1:15.608	122.2				2:25.669	
2	47.126	114.7	1:15.017	123.6	27.864	92.4		2:30.007		6	Out	112.4	1:18.818	110.7	29.543	89.4		4:38.816	P
3	45.800	121.4	1:14.369	123.8	27.412	91.9		2:27.581		7	46.357	120.3	1:14.355	124.5	27.912	90.1		2:28.624	
4	45.488	119.6	1:13.504	123.6	28.235	90.7		2:27.227		8									

36 Tony Best (10)									Lotus 21										
lap	Sect-1	Speed	Sect-2	Speed	Sect-3	Speed	TopSpeed	laptime	pit	lap	Sect-1	Speed	Sect-2	Speed	Sect-3	Speed	Topspeed	laptime	pit
1	Out	103.6	1:29.449	108.8	35.347	74.7		2:54.673		4	50.581	115.1	1:20.057	124.7	30.291	87.8		2:40.929	
2	54.584	93.5	1:23.562	116.5	34.041	83.1		2:52.187		5	48.993	116.1	1:20.377	125.9	29.659	88.3		2:39.029	
3	52.139	107.0	1:20.252	119.0	30.511	87.3		2:42.902		6	49.613	115.9	1:23.908	101.5				2:42.831	

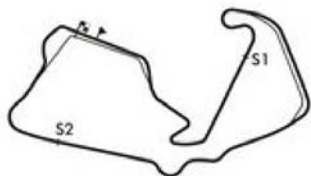
40 Doug Mockett (10)									Cooper T53										
lap	Sect-1	Speed	Sect-2	Speed	Sect-3	Speed	TopSpeed	laptime	pit	lap	Sect-1	Speed	Sect-2	Speed	Sect-3	Speed	Topspeed	laptime	pit
1	Out	87.7	1:34.696	105.7	35.452	81.2		3:04.667		5	50.828	105.5	1:21.298	116.1	30.895	86.9		2:43.021	
2	53.890	96.4	1:25.238	117.1	33.333	80.4		2:52.461		6	51.099	107.4	1:20.519	115.3	30.024	86.9		2:41.642	
3	55.971	104.0	1:20.484	113.9	30.342	86.5		2:46.797		7	50.812	109.3	1:19.644	115.3	29.431	83.0		2:39.887	
4	51.353	109.1	1:21.521	116.5	30.050	85.6		2:42.924		8									

41 Brian Maile (7C)									Cooper T41										
lap	Sect-1	Speed	Sect-2	Speed	Sect-3	Speed	TopSpeed	laptime	pit	lap	Sect-1	Speed	Sect-2	Speed	Sect-3	Speed	Topspeed	laptime	pit
1	Out	72.3	1:33.943	94.5	35.101	74.2		3:14.203		5	59.061	64.4	1:53.876	102.5	33.351	72.4		3:26.288	
2	1:00.071	73.8	1:29.627	107.0	33.856	76.1		3:03.554		6	54.192	99.4	1:27.955	103.1	32.762	78.2		2:54.909	
3	55.440	100.0	1:27.958	104.4	33.745	74.2		2:57.143		7	54.706	102.5	1:24.874	108.9	32.741	76.7		2:52.321	
4	54.830	105.2	1:26.683	105.2	35.497	74.3		2:57.010		8									

42 Fred Harper (8)									Kurtis KK500G										
lap	Sect-1	Speed	Sect-2	Speed	Sect-3	Speed	TopSpeed	laptime	pit	lap	Sect-1	Speed	Sect-2	Speed	Sect-3	Speed	Topspeed	laptime	pit
1	Out	106.2	1:18.252	129.6	30.739	87.2		2:40.848		5	47.710	116.9	1:15.532	135.0	30.283	81.6		2:33.525	
2	48.000	116.7	1:16.518	128.3	30.108	87.5		2:34.626		6	46.228	125.2	1:16.400	132.1	30.053	85.9		2:32.681	
3	46.782	124.7	1:14.054	139.2	29.224	91.7		2:30.060		7	49.630	102.6	1:23.902	107.9				2:45.713	
4	48.181	120.1	1:15.740	130.3	29.155	87.7		2:33.076		8									

43 Tania Pilkington (9)									Cooper T43										
lap	Sect-1	Speed	Sect-2	Speed	Sect-3	Speed	TopSpeed	laptime	pit	lap	Sect-1	Speed	Sect-2	Speed	Sect-3	Speed	Topspeed	laptime	pit
1	Out	95.7	1:28.055	114.5	32.196	77.6		2:53.104		5	51.050	108.8	1:20.563	121.4	30.349	84.4		2:41.962	
2	53.813	110.4	1:22.249	121.4	32.736	79.2		2:48.798		6	52.145	111.8	1:21.880	118.8	34.513	71.5		2:48.538	
3	52.099	113.7	1:19.448	123.6	30.344	83.8		2:41.891		7	55.939	107.0	1:26.818	92.1	34.658	79.7		2:57.415	
4	50.848	113.4	1:20.259	120.3	30.534	87.8		2:41.641		8									

51 Matteo Maria Tullio (12)									Cooper T51										
lap	Sect-1	Speed	Sect-2	Speed	Sect-3	Speed	TopSpeed	laptime	pit	lap	Sect-1	Speed	Sect-2	Speed	Sect-3	Speed	Topspeed	laptime	pit
1	Out	106.9	1:17.135	132.6	29.396	90.4		2:32.534		4	9:12.860	114.5	1:17.645	136.7	29.495	85.3		11:00.000	
2	48.699	88.9	1:19.044	131.6	29.162	93.5		2:36.905		5	48.128	119.8	1:16.717	91.9				2:43.381	
3	45.924	125.7	1:15.941	128.3	29.840	89.0		2:31.705		6									



Session Start: 15:00:28 - Finish: 15:20:30
Weather/Track Conditions: Cloud / Dry
Circuit: Silverstone Historic Grand Prix
Track Length: 5.857 Km - 3.6394 miles

Silverstone Classic - 29 - 31 Jul 2016

Maserati Trophy for HGPCA Pre '66 Grand Prix Cars

Qualifying for Race 8 - Sector Analysis

52 Erik Staes (5)									Cooper Mk1										
lap	Sect-1	Speed	Sect-2	Speed	Sect-3	Speed	TopSpeed	laptime	pit	lap	Sect-1	Speed	Sect-2	Speed	Sect-3	Speed	Topspeed	laptime	pit
1	Out	72.9	1:45.227	94.0	38.612	71.2		3:22.156		4	57.498	98.1	1:28.293	100.0	36.528	69.2		3:02.319	
2	59.960	84.2	1:30.853	105.4	35.587	68.3		3:06.400		5	1:06.706	71.9	1:37.800	82.4				3:29.101	
3	57.882	86.6	1:31.069	103.6	35.419	75.2		3:04.370		6									

53 Scotty Taylor (12)									Cooper T53										
lap	Sect-1	Speed	Sect-2	Speed	Sect-3	Speed	TopSpeed	laptime	pit	lap	Sect-1	Speed	Sect-2	Speed	Sect-3	Speed	Topspeed	laptime	pit
1	Out	87.8	1:22.149	129.8	41.767	6.3		3:00.011		4	51.177	115.9	1:19.677	131.6	31.000	83.1		2:41.854	
2	55.275	110.6	1:22.026	132.4	32.289	82.2		2:49.590		5	50.479	109.3	1:18.695	130.8	30.796	83.1		2:39.970	
3	50.616	119.8	1:18.008	128.1	31.656	83.9		2:40.280		6	49.798	107.2	1:23.186	65.6				3:05.256	

56 Martin Halusa (6)									Maserati 250F										
lap	Sect-1	Speed	Sect-2	Speed	Sect-3	Speed	TopSpeed	laptime	pit	lap	Sect-1	Speed	Sect-2	Speed	Sect-3	Speed	Topspeed	laptime	pit
1	Out	91.4	1:28.366	108.4	35.295	80.9		2:53.552		5	Out	92.2	1:20.899	124.7	32.309	84.3		4:15.503	P
2	53.329	90.6	1:24.878	114.1	34.227	79.6		2:52.434		6	50.508	103.2	1:18.392	131.8	30.984	83.5		2:39.884	
3	52.513	110.2	1:20.402	115.7	32.909	82.7		2:45.824		7	48.687	109.1	1:18.055	130.3	29.353	89.1		2:36.095	
4	50.696	108.2	1:21.468	118.4				2:42.550		8									

61 Rainer Ott (12)									Cooper T53										
lap	Sect-1	Speed	Sect-2	Speed	Sect-3	Speed	TopSpeed	laptime	pit	lap	Sect-1	Speed	Sect-2	Speed	Sect-3	Speed	Topspeed	laptime	pit
1	Out	95.7	1:24.917	106.2	32.692	81.4		2:48.160		5	49.171	92.6	1:21.219	102.9	32.816	88.3		2:43.206	
2	51.410	91.1	1:22.704	103.2	31.625	83.4		2:45.739		6	49.094	102.0	1:18.253	113.9	32.043	80.5		2:39.390	
3	49.309	104.2	1:18.831	107.4	33.350	84.3		2:41.490		7	48.909	103.2	1:16.923	116.5	31.173	84.2		2:37.005	
4	49.126	94.9	1:21.588	104.2	33.529	85.5		2:44.243		8									

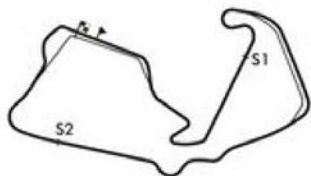
66 Sid Hoole (11)									Cooper T66										
lap	Sect-1	Speed	Sect-2	Speed	Sect-3	Speed	TopSpeed	laptime	pit	lap	Sect-1	Speed	Sect-2	Speed	Sect-3	Speed	Topspeed	laptime	pit
1	Out	114.5	1:16.047	128.3	30.540	71.2		2:39.096		5	47.384	123.8	1:12.817	136.4	29.264	82.2		2:29.465	
2	48.477	125.0	1:14.188	125.7	28.995	81.9		2:31.660		6	47.262	125.7	1:14.368	136.1	29.826	83.7		2:31.456	
3	46.987	120.5	1:14.496	132.6	28.340	92.1		2:29.823		7	49.302	126.1	1:13.154	134.8	28.113	93.1		2:30.569	
4	46.724	125.0	1:13.328	133.9	28.023	94.3		2:28.075		8	46.988	125.0	1:12.782	135.0	27.483	97.0		2:27.253	

71 Alan Baillie (10)									Cooper T71/73										
lap	Sect-1	Speed	Sect-2	Speed	Sect-3	Speed	TopSpeed	laptime	pit	lap	Sect-1	Speed	Sect-2	Speed	Sect-3	Speed	Topspeed	laptime	pit
1	Out	106.7	1:18.649	125.4	29.637	83.7		2:40.059		5	48.391	119.0	1:14.740	130.6	28.940	83.4		2:32.071	
2	48.574	117.9	1:16.758	125.2	29.463	82.2		2:34.795		6	47.294	121.6	1:14.889	130.1	29.641	63.7		2:31.824	
3	48.012	116.3	1:16.528	125.9	29.195	86.1		2:33.735		7	49.638	121.8	1:29.744	124.7	28.570	87.0		2:47.952	
4	48.289	114.7	1:16.670	125.9	28.973	88.4		2:33.932		8	47.212	121.6	1:16.379	118.6	29.975	83.2		2:33.566	

75 Eddie McGuire (5)									Cooper Mk1										
lap	Sect-1	Speed	Sect-2	Speed	Sect-3	Speed	TopSpeed	laptime	pit	lap	Sect-1	Speed	Sect-2	Speed	Sect-3	Speed	Topspeed	laptime	pit
1	Out	106.5	1:21.189	116.7	29.618	86.0		2:36.229		5	48.309	114.3	1:17.656	121.1	29.008	86.6		2:34.973	
2	49.063	110.2	1:18.176	119.4	28.804	87.2		2:36.043		6	49.126	114.7	1:17.757	119.8	29.817	80.1		2:36.700	
3	47.856	113.7	1:16.861	119.4	28.761	88.2		2:33.478		7	50.709	109.8	1:18.251	118.6	28.974	84.8		2:37.934	
4	48.022	113.6	1:17.474	119.0	29.049	87.3		2:34.545		8	49.080	113.2	1:17.864	118.6	28.628	88.5		2:35.572	

77 Geraint Owen (8)									Kurtis 500C										
lap	Sect-1	Speed	Sect-2	Speed	Sect-3	Speed	TopSpeed	laptime	pit	lap	Sect-1	Speed	Sect-2	Speed	Sect-3	Speed	Topspeed	laptime	pit
1	Out	103.9	1:18.737	125.9	30.092	88.1		2:40.203		5	47.171	128.1	1:15.366	136.1	29.846	87.4		2:32.383	
2	48.405	120.9	1:16.713	137.8	29.053	88.4		2:34.171		6	46.962	121.8	1:14.735	141.6	28.824	89.1		2:30.521	
3	47.380	127.1	1:13.708	140.7	28.995	90.2		2:30.083		7	46.283	127.6	1:18.739	128.3	29.751	91.4		2:34.773	
4	46.953	127.3	1:15.024	142.5	28.357	94.0		2:30.334		8	46.967	122.2	1:15.301	141.9	28.738	93.1		2:31.006	

99 John Evans (12)									Brabham BT4										
lap	Sect-1	Speed	Sect-2	Speed	Sect-3	Speed	TopSpeed	laptime	pit	lap	Sect-1	Speed	Sect-2	Speed	Sect-3	Speed	Topspeed	laptime	pit
1	Out	116.7	1:18.676	133.4	31.039	85.8		2:36.945		5	47.786	127.1	1:17.216	122.7	31.732	88.1		2:36.734	
2	48.532	119.4	1:16.648	138.7	30.637	89.1		2:35.817		6	47.607	110.9	1:16.826	131.6	31.172	84.4		2:35.605	
3	47.077	111.5	1:16.201	132.4	30.693	88.8		2:33.971		7	49.211	120.7	1:19.263	130.8	31.943	88.8		2:40.417	
4	46.743	116.1	1:18.822	132.6	30.946	89.2		2:36.511		8	47.603	119.2	1:17.987	130.8	30.556	86.4		2:36.146	



Session Start: 15:00:28 - Finish: 15:20:30
Weather/Track Conditions: Cloud / Dry
Circuit: Silverstone Historic Grand Prix
Track Length: 5.857 Km - 3.6394 miles

Silverstone Classic - 29 - 31 Jul 2016

Maserati Trophy for HGPCA Pre '66 Grand Prix Cars

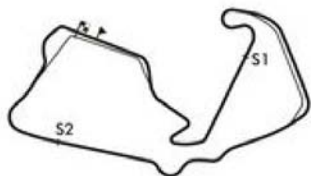
Qualifying for Race 8 - Sector Analysis

110 Francesco Baldanza (10)									Lola Mk3								
lap	Sect-1	Speed	Sect-2	Speed	Sect-3	Speed	TopSpeed	laptime pit	lap	Sect-1	Speed	Sect-2	Speed	Sect-3	Speed	Topspeed	laptime pit
1	Out	81.6	1:32.171	102.6	36.900	74.3		3:05.028	5	53.303	90.7	1:27.703	103.9	35.847	80.0		2:56.853
2	56.417	92.7	1:28.336	105.2	35.353	75.2		3:00.106	6	54.396	91.2	1:28.313	110.0	37.497	71.3		3:00.206
3	56.123	94.3	1:28.776	106.4	36.303	77.8		3:01.202	7	54.515	91.9	1:27.123	99.6	34.278	79.7		2:55.916
4	54.071	95.1	1:29.863	102.8	35.092	76.5		2:59.026	8								

122 Peter Horsman (12)									Lotus 18/21								
lap	Sect-1	Speed	Sect-2	Speed	Sect-3	Speed	TopSpeed	laptime pit	lap	Sect-1	Speed	Sect-2	Speed	Sect-3	Speed	Topspeed	laptime pit
1	Out	114.1	1:16.971	128.8	28.667	90.4		2:32.121	5	45.262	129.6	1:10.916	138.1	27.239	94.9		2:23.417
2	49.570	128.3	1:12.289	138.7	27.094	97.5		2:28.953	6	44.830	132.6	1:11.515	138.7	26.732	96.3		2:23.077
3	44.114	132.9	1:10.720	138.9	27.144	92.1		2:21.978	7	44.412	133.9	1:11.800	138.9	28.286	92.9		2:24.498
4	45.290	126.6	1:14.175	135.6	28.853	90.3		2:28.318	8	44.654	133.2	1:11.045	127.6	27.074	96.0		2:22.773

129 Paul Woolley (11)									Scirocco BRM F1								
lap	Sect-1	Speed	Sect-2	Speed	Sect-3	Speed	TopSpeed	laptime pit	lap	Sect-1	Speed	Sect-2	Speed	Sect-3	Speed	Topspeed	laptime pit
1	Out	94.0	1:32.615	101.8	35.178	77.2		2:56.591	5	47.337	116.3	1:18.580	124.7	29.555	89.8		2:35.472
2	54.194	93.3	1:24.638	100.3	39.577	86.6		2:58.409	6	48.831	110.4	1:14.888	126.1	27.976	89.0		2:31.695
3	51.542	105.0	1:17.438	121.6	29.725	92.3		2:38.705	7	47.312	116.5	1:15.861	125.7	29.652	91.3		2:32.825
4	50.768	109.1	1:21.269	122.2	29.938	82.5		2:41.975	8								

248 Klaus Lehr (6)									Maserati 250F								
lap	Sect-1	Speed	Sect-2	Speed	Sect-3	Speed	TopSpeed	laptime pit	lap	Sect-1	Speed	Sect-2	Speed	Sect-3	Speed	Topspeed	laptime pit
1	Out	110.9	1:20.474	113.9	30.222	82.3		2:36.667	5	48.049	125.9	1:19.281	129.3	29.772	83.1		2:37.102
2	1:03.448	123.8	1:19.161	127.6	30.169	80.9		2:52.778	6	50.307	113.9	1:19.577	129.8	30.043	74.4		2:39.927
3	49.329	118.1	1:18.055	127.3	30.145	81.8		2:37.529	7	49.039	114.7	1:20.396	126.6	31.253	78.5		2:40.688
4	49.251	112.4	1:19.904	120.1	29.742	87.3		2:38.897	8	50.122	112.2	1:22.790	130.1				2:44.284



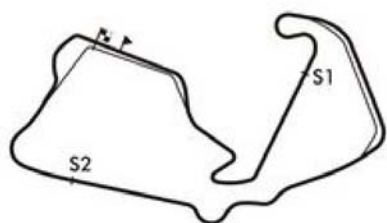
Session Start: 15:00:28 - Finish: 15:20:30
Weather/Track Conditions: Cloud / Dry
Circuit: Silverstone Historic Grand Prix
Track Length: 5.857 Km - 3.6394 miles

Silverstone Classic - 29 - 31 Jul 2016

Maserati Trophy for HGPCA Pre '66 Grand Prix Cars

Qualifying for Race 8 - Best Sector Times

POS	NO	DRIVER/S	Sector 1			Sector 2			Sector 3			IDEAL LAP	BEST LAP	On
			TIME	LAP	POS	TIME	LAP	POS	TIME	LAP	POS			
1	10	Will Nuthall	43.330	3	1	1:09.788	2	1	26.417	2	1	2:19.535	2:20.032	2
2	122	Peter Horsman	44.114	3	3	1:10.720	3	3	26.732	6	3	2:21.566	2:21.978	3
3	11	Jon Fairley	43.923	8	2	1:10.686	7	2	27.397	3	8	2:22.006	2:23.084	8
4	29	Nick Fennell	44.627	7	4	1:11.297	6	5	26.732	6	2	2:22.656	2:23.279	6
5	12	Rudi Friedrichs	44.836	8	6	1:11.352	8	6	27.530	8	11	2:23.718	2:23.718	8
6	4	Andrew Beaumont	45.012	8	7	1:11.425	8	7	26.874	2	4	2:23.311	2:24.672	8
7	3	Barry Cannell	45.205	6	8	1:11.069	8	4	27.342	3	7	2:23.616	2:24.751	8
8	2	Rod Jolley	44.643	7	5	1:11.744	5	8	27.604	6	12	2:23.991	2:25.018	8
9	25	Tony Wood	45.234	6	9	1:12.754	3	9	26.981	8	5	2:24.969	2:25.746	3
10	35	Richard Tarling	45.488	4	10	1:13.504	4	11	27.412	3	9	2:26.404	2:27.227	4
11	66	Sid Hoole	46.724	4	16	1:12.782	8	10	27.483	8	10	2:26.989	2:27.253	8
12	6	Andrew Smith	45.996	8	12	1:13.773	3	13	27.634	7	13	2:27.403	2:28.387	7
13	27	Ed Morris	46.974	7	18	1:15.282	7	19	27.340	7	6	2:29.596	2:29.596	7
14	42	Fred Harper	46.228	6	13	1:14.054	3	14	29.155	4	21	2:29.437	2:30.060	3
15	77	Geraint Owen	46.283	7	14	1:13.708	3	12	28.357	4	16	2:28.348	2:30.083	3
16	26	Peter Mullen	46.341	3	15	1:15.181	4	18	28.140	8	15	2:29.662	2:31.227	6
17	129	Paul Woolley	47.312	7	22	1:14.888	6	17	27.976	6	14	2:30.176	2:31.695	6
18	51	Matteo Maria Tullio	45.924	3	11	1:15.941	3	20	29.162	2	22	2:31.027	2:31.705	3
19	71	Alan Baillie	47.212	8	21	1:14.740	5	16	28.570	7	18	2:30.522	2:31.824	6
20	14	Richard Wilson	47.347	5	24	1:14.629	7	15	29.261	7	23	2:31.237	2:32.304	7
21	18	John Clark	47.330	4	23	1:16.152	4	23	28.491	2	17	2:31.973	2:32.781	5
22	31	Guillermo Fierro	46.979	5	19	1:16.128	6	22	29.085	5	20	2:32.192	2:33.009	5
23	22	Steve Hart	47.095	5	20	1:16.017	5	21	29.800	6	31	2:32.912	2:33.167	5
24	75	Eddie McGuire	47.856	3	25	1:16.861	3	25	28.628	8	19	2:33.345	2:33.478	3
25	99	John Evans	46.743	4	17	1:16.201	3	24	30.556	8	36	2:33.500	2:33.971	3
26	56	Martin Halusa	48.687	7	27	1:18.055	7	29	29.353	7	25	2:36.095	2:36.095	7
27	61	Rainer Ott	48.909	7	28	1:16.923	7	26	31.173	7	40	2:37.005	2:37.005	7
28	248	Klaus Lehr	48.049	5	26	1:18.055	3	28	29.742	4	30	2:35.846	2:37.102	5
29	28	Anthony Goddard	49.073	4	31	1:18.304	7	30	30.619	6	37	2:37.996	2:38.551	6
30	33	Chris Phillips	49.808	8	36	1:19.402	8	33	29.596	6	28	2:38.806	2:38.893	8
31	9	Steve Russell	49.424	7	32	1:19.382	5	32	29.330	6	24	2:38.136	2:38.981	6
32	36	Tony Best	48.993	5	30	1:20.057	4	40	29.659	5	29	2:38.709	2:39.029	5
33	21	Ian Nuthall	49.520	3	34	1:19.726	5	38	29.392	5	26	2:38.638	2:39.436	3
34	19	Paul Grant	49.510	5	33	1:19.180	7	31	29.853	7	32	2:38.543	2:39.438	5
35	40	Doug Mockett	50.812	7	40	1:19.644	7	36	29.431	7	27	2:39.887	2:39.887	7
36	53	Scotty Taylor	49.798	6	35	1:18.008	3	27	30.796	5	38	2:38.602	2:39.970	5
37	23	Barry Wood	49.960	7	37	1:19.680	7	37	30.363	6	35	2:40.003	2:40.363	7
38	32	Larry Kinch	48.950	7	29	1:19.931	6	39	31.220	5	41	2:40.101	2:40.457	7
39	34	John Bussey	50.401	5	38	1:20.489	7	42	29.990	4	33	2:40.880	2:41.546	4
40	43	Tania Pilkington	50.848	4	41	1:19.448	3	34	30.344	3	34	2:40.640	2:41.641	4
41	24	Wolfgang Friedrichs	51.979	3	43	1:19.591	3	35	30.981	3	39	2:42.551	2:42.551	3
42	15	Marc Valvekens	50.777	6	39	1:20.271	3	41	31.980	5	42	2:43.028	2:44.127	3
43	30	Helmut Gassmann	51.520	5	42	1:22.620	5	43	32.855	4	44	2:46.995	2:48.252	5
44	41	Brian Maile	54.192	6	45	1:24.874	7	44	32.741	7	43	2:51.807	2:52.321	7



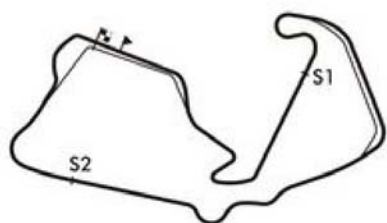
Session Start: 15:00:28 - Finish: 15:20:30
Weather/Track Conditions: Cloud / Dry
Circuit: Silverstone Historic Grand Prix
Track Length: 5.857 Km - 3.6394 miles

Silverstone Classic - 29 - 31 Jul 2016

Maserati Trophy for HGPCA Pre '66 Grand Prix Cars

Qualifying for Race 8 - Best Sector Times

POS	NO	DRIVER/S	Sector 1			Sector 2			Sector 3			IDEAL LAP	BEST LAP	On
			TIME	LAP	POS	TIME	LAP	POS	TIME	LAP	POS			
45	110	Francesco Baldanza	53.303	5	44	1:27.123	7	45	34.278	7	46	2:54.704	2:55.916	7
46	5	Richard Pilkington	55.445	3	47	1:29.616	3	48	33.255	4	45	2:58.316	2:59.028	3
47	7	Thierry Chanoine	54.614	6	46	1:27.612	1	46	35.117	1	47	2:57.343	2:59.046	6
48	52	Erik Staes	57.498	4	48	1:28.293	4	47	35.419	3	48	3:01.210	3:02.319	4
49	20	Julia De Baldanza	59.081	5	49	1:32.655	5	49	36.663	5	49	3:08.399	3:08.399	5



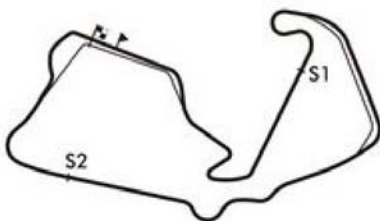
Session Start: 15:00:28 - Finish: 15:20:30
Weather/Track Conditions: Cloud / Dry
Circuit: Silverstone Historic Grand Prix
Track Length: 5.857 Km - 3.6394 miles

Silverstone Classic - 29 - 31 Jul 2016

Maserati Trophy for HGPCA Pre '66 Grand Prix Cars

Qualifying for Race 8 - Best Sector Speeds

	NO	SECTOR 1	MPH	NO	SECTOR 2	MPH	NO	SECTOR 3	MPH
1	122	Peter Horsman	133.9	77	Geraint Owen	142.5	10	Will Nuthall	98.8
2	2	Rod Jolley	132.6	3	Barry Cannell	142.2	122	Peter Horsman	97.5
3	3	Barry Cannell	132.1	2	Rod Jolley	141.9	66	Sid Hoole	97.0
4	12	Rudi Friedrichs	130.3	11	Jon Fairley	141.6	29	Nick Fennell	96.7
5	11	Jon Fairley	130.1	42	Fred Harper	139.2	11	Jon Fairley	95.2
6	10	Will Nuthall	129.3	122	Peter Horsman	138.9	2	Rod Jolley	95.1
7	25	Tony Wood	129.1	99	John Evans	138.7	12	Rudi Friedrichs	95.1
8	77	Geraint Owen	128.1	12	Rudi Friedrichs	137.5	26	Peter Mullen	94.9
9	99	John Evans	127.1	10	Will Nuthall	137.0	77	Geraint Owen	94.0
10	66	Sid Hoole	126.1	51	Matteo Maria Tullio	136.7	3	Barry Cannell	93.9
11	29	Nick Fennell	125.9	66	Sid Hoole	136.4	4	Andrew Beaumont	93.9
12	248	Klaus Lehr	125.9	32	Larry Kinch	135.6	51	Matteo Maria Tullio	93.5
13	51	Matteo Maria Tullio	125.7	22	Steve Hart	134.8	14	Richard Wilson	93.3
14	42	Fred Harper	125.2	25	Tony Wood	133.9	6	Andrew Smith	92.4
15	4	Andrew Beaumont	124.0	29	Nick Fennell	132.6	35	Richard Tarling	92.4
16	14	Richard Wilson	124.0	14	Richard Wilson	132.4	129	Paul Woolley	92.3
17	6	Andrew Smith	122.7	53	Scotty Taylor	132.4	22	Steve Hart	91.8
18	31	Guillermo Fierro	122.7	4	Andrew Beaumont	132.1	25	Tony Wood	91.8
19	71	Alan Baillie	121.8	6	Andrew Smith	132.1	42	Fred Harper	91.7
20	26	Peter Mullen	121.6	56	Martin Halusa	131.8	31	Guillermo Fierro	91.1
21	35	Richard Tarling	121.4	31	Guillermo Fierro	131.3	18	John Clark	90.9
22	53	Scotty Taylor	119.8	71	Alan Baillie	130.6	27	Ed Morris	89.6
23	22	Steve Hart	118.8	248	Klaus Lehr	130.1	99	John Evans	89.2
24	32	Larry Kinch	117.7	26	Peter Mullen	129.1	56	Martin Halusa	89.1
25	129	Paul Woolley	116.5	129	Paul Woolley	126.1	28	Anthony Goddard	88.7
26	36	Tony Best	116.1	36	Tony Best	125.9	75	Eddie McGuire	88.5
27	18	John Clark	115.5	18	John Clark	124.7	71	Alan Baillie	88.4
28	75	Eddie McGuire	114.7	35	Richard Tarling	124.5	36	Tony Best	88.3
29	27	Ed Morris	114.5	43	Tania Pilkington	123.6	61	Rainer Ott	88.3
30	43	Tania Pilkington	113.7	28	Anthony Goddard	122.0	43	Tania Pilkington	87.8
31	30	Helmut Gassmann	112.8	75	Eddie McGuire	121.1	248	Klaus Lehr	87.3
32	21	Ian Nuthall	112.0	24	Wolfgang Friedrichs	120.9	40	Doug Mockett	86.9
33	33	Chris Phillips	111.3	30	Helmut Gassmann	120.3	19	Paul Grant	86.1
34	7	Thierry Chanoine	111.1	27	Ed Morris	119.6	23	Barry Wood	85.6
35	9	Steve Russell	111.1	33	Chris Phillips	118.1	9	Steve Russell	85.4
36	23	Barry Wood	110.9	19	Paul Grant	117.9	15	Marc Valvekens	85.2
37	19	Paul Grant	110.6	9	Steve Russell	117.5	24	Wolfgang Friedrichs	85.2
38	56	Martin Halusa	110.2	61	Rainer Ott	117.3	21	Ian Nuthall	85.1
39	40	Doug Mockett	109.3	40	Doug Mockett	117.1	32	Larry Kinch	85.1
40	24	Wolfgang Friedrichs	107.4	23	Barry Wood	116.9	33	Chris Phillips	84.7



Session Start: 15:00:28 - Finish: 15:20:30

Weather/Track Conditions: Cloud / Dry

Circuit: Silverstone Historic Grand Prix

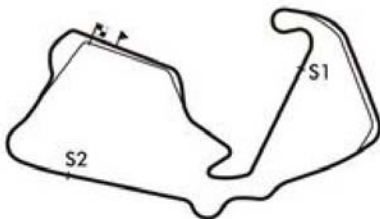
Track Length: 5.857 Km - 3.6394 miles

Silverstone Classic - 29 - 31 Jul 2016

Maserati Trophy for HGPCA Pre '66 Grand Prix Cars

Qualifying for Race 8 - Best Sector Speeds

41	15	Marc Valvekens	107.2	21	Ian Nuthall	116.5	53	Scotty Taylor	83.9
42	34	John Bussey	107.2	15	Marc Valvekens	115.3	34	John Bussey	80.6
43	28	Anthony Goddard	105.8	34	John Bussey	114.3	110	Francesco Baldanza	80.0
44	41	Brian Maile	105.2	7	Thierry Chanoine	113.0	7	Thierry Chanoine	78.5
45	61	Rainer Ott	104.2	110	Francesco Baldanza	110.0	41	Brian Maile	78.2
46	52	Erik Staes	98.1	41	Brian Maile	108.9	30	Helmut Gassmann	78.1
47	110	Francesco Baldanza	95.1	52	Erik Staes	105.4	5	Richard Pilkington	78.0
48	5	Richard Pilkington	94.3	20	Julia De Baldanza	101.1	52	Erik Staes	75.2
49	20	Julia De Baldanza	90.6	5	Richard Pilkington	100.0	20	Julia De Baldanza	70.1
50	8	Tony Ditheridge	0.0	8	Tony Ditheridge	0.0	8	Tony Ditheridge	0.0
51	16	Charles Mccabe	0.0	16	Charles Mccabe	0.0	16	Charles Mccabe	0.0
52	17	Marc Valvekens	0.0	17	Marc Valvekens	0.0	17	Marc Valvekens	0.0
53	45	Scotty Taylor	0.0	45	Scotty Taylor	0.0	45	Scotty Taylor	0.0



Session Start: 15:00:28 - Finish: 15:20:30
Weather/Track Conditions: Cloud / Dry
Circuit: Silverstone Historic Grand Prix
Track Length: 5.857 Km - 3.6394 miles



Silverstone Classic - 29 - 31 Jul 2016

Maserati Trophy for HGPCA Pre '66 Grand Prix Cars

Race 8 - Starting Grid

Sheet No:

Start Time : 16:55 - Heat Duration : 20 Minutes

25	49	45	Scotty Taylor			
24	47	52	Erik Staes	48	20	Julia De Baldanza
23	45	5	Richard Pilkington	46	7	Thierry Chanoine
22	43	41	Brian Maile	44	110	Francesco Baldanza
21	41	15	Marc Valvekens	42	30	Helmut Gassmann
20	39	43	Tania Pilkington	40	24	Wolfgang Friedrichs
19	37	32	Larry Kinch	38	34	John Bussey
18	35	40	Doug Mockett	36	23	Barry Wood
17	33	21	Ian Nuthall	34	19	Paul Grant
16	31	9	Steve Russell	32	36	Tony Best
15	29	28	Anthony Goddard	30	33	Chris Phillips
14	27	61	Rainer Ott	28	248	Klaus Lehr
13	25	99	John Evans	26	56	Martin Halusa
12	23	22	Steve Hart	24	75	Eddie McGuire
11	21	18	John Clark	22	31	Guillermo Fierro
10	19	71	Alan Baillie	20	14	Richard Wilson
9	17	129	Paul Woolley	18	51	Matteo Maria Tullio
8	15	77	Geraint Owen	16	26	Peter Mullen
7	13	27	Ed Morris	14	42	Fred Harper
6	11	66	Sid Hoole	12	6	Andrew Smith
5	9	25	Tony Wood	10	35	Richard Tarling
4	7	3	Barry Cannell	8	2	Rod Jolley
3	5	12	Rudi Friedrichs	6	4	Andrew Beaumont
2	3	11	Jon Fairley	4	29	Nick Fennell
1	1	10	Will Nuthall	2	122	Peter Horsman

Pole Right



Car 45 to start from back of grid due to change of car.

Circuit: Silverstone Historic Grand Prix
Track Length: 5.857 Km - 3.6394 miles

These results are provisional until the conclusion of any judicial and technical matters.

Clerk of the Course:

Timekeeper:

Issued at:



Silverstone Classic - 29 - 31 Jul 2016

Maserati Trophy for HGPCA Pre '66 Grand Prix Cars Race 8 - Classification

Sheet No:

POS	NO	DRIVER/S	CLASS	CLASS POS	CAR MAKE / MODEL	TIME	LAPS	GAP	DIFF	MPH	BEST	ON
1	10	Will Nuthall	7B	1	Cooper T53	21:14.621	9	-- 9 laps --		92.51	2:20.025	4
2	11	Jon Fairley	12	1	Brabham BT11/19	21:16.024	9	1.403	1.403	92.40	2:19.418	8
3	122	Peter Horsman	12	2	Lotus 18/21	21:27.662	9	13.041	11.638	91.57	2:21.438	4
4	3	Barry Cannell	7B	2	Cooper T51	21:41.795	9	27.174	14.133	90.58	2:22.101	7
5	12	Rudi Friedrichs	7B	3	Cooper T53	22:02.820	9	48.199	21.025	89.14	2:23.343	2
6	2	Rod Jolley	7B	4	Cooper T45/51	22:03.059	9	48.438	0.239	89.12	2:23.257	2
7	29	Nick Fennell	11	1	Lotus 25	22:05.202	9	50.581	2.143	88.97	2:22.841	2
8	66	Sid Hoole	11	2	Cooper T66	22:05.990	9	51.369	0.788	88.92	2:25.046	3
9	25	Tony Wood	7A	1	Maserati Tec Mec	22:10.055	9	55.434	4.065	88.65	2:26.157	2
10	35	Richard Tarling	10	1	Assegai F1	22:10.547	9	55.926	0.492	88.62	2:26.457	3
11	51	Matteo Maria Tullio	12	3	Cooper T51	22:40.087	9	1:25.466	29.540	86.69	2:27.602	3
12	27	Ed Morris	10	2	Lotus 18	22:40.860	9	1:26.239	0.773	86.64	2:29.160	6
13	26	Peter Mullen	11	3	BRM P261	22:42.161	9	1:27.540	1.301	86.56	2:29.004	9
14	77	Geraint Owen	8	1	Kurtis 500C	22:46.370	9	1:31.749	4.209	86.30	2:29.375	3
15	61	Rainer Ott	12	4	Cooper T53	23:11.759	9	1:57.138	25.389	84.72	2:31.983	6
16	31	Guillermo Fierro	6	1	Maserati 250F	23:13.754	9	1:59.133	1.995	84.60	2:31.774	6
17	22	Steve Hart	6	2	Maserati 250F	23:14.515	9	1:59.894	0.761	84.56	2:32.885	3
18	99	John Evans	12	5	Brabham BT4	23:15.178	9	2:00.557	0.663	84.51	2:32.605	8
19	71	Alan Baillie	10	3	Cooper T71/73	23:34.416	9	2:19.795	19.238	83.36	2:33.414	6
20	36	Tony Best	10	4	Lotus 21	23:42.166	9	2:27.545	7.750	82.91	2:34.785	6
21	28	Anthony Goddard	10	5	Cooper Alfa T56/69	23:49.294	9	2:34.673	7.128	82.49	2:35.608	3
22	19	Paul Grant	5	1	Cooper Bristol Mk2	25:00.907	9	3:46.286	1:11.613	78.56	2:36.481	3
23	32	Larry Kinch	12	6	Lotus 32	21:25.905	8	-- 8 laps --	13.801	81.51	2:37.840	3
24	9	Steve Russell	5	2	Cooper Bristol Mk2	21:28.678	8	2.773	2.773	81.33	2:38.639	7
25	21	Ian Nuthall	5	3	Alfa F2	21:28.987	8	3.082	0.309	81.31	2:38.738	7
26	34	John Bussey	7C	1	Cooper T43	21:31.081	8	5.176	2.094	81.18	2:38.631	3
27	33	Chris Phillips	5	4	Cooper Bristol Mk2	21:31.919	8	6.014	0.838	81.13	2:39.137	4
28	248	Klaus Lehr	6	3	Maserati 250F	21:40.760	8	14.855	8.841	80.57	2:38.966	6
29	40	Doug Mockett	10	6	Cooper T53	21:41.353	8	15.448	0.593	80.54	2:37.116	6
30	56	Martin Halusa	6	4	Maserati 250F	21:49.269	8	23.364	7.916	80.05	2:39.254	5
31	23	Barry Wood	5	5	Cooper Bristol Mk1	22:02.684	8	36.779	13.415	79.24	2:42.556	4
32	24	Wolfgang Friedrichs	7A	2	Aston Martin DBR4/1	22:21.858	8	55.953	19.174	78.11	2:41.485	5
33	75	Niamh Wood	5	6	Cooper Mk1	22:22.412	8	56.507	0.554	78.08	2:43.728	7
34	52	Erik Staes	5	7	Cooper Mk1	23:19.677	8	1:53.772	57.265	74.88	2:50.907	7
35	43	Tania Pilkington	9	1	Cooper T43	23:23.718	8	1:57.813	4.041	74.66	2:46.383	7
36	30	Helmut Gassmann	6	5	Connaught B Type	23:32.197	8	2:06.292	8.479	74.22	2:49.764	3
37	7	Thierry Chanoine	7B	5	Cooper T51	23:41.948	8	2:16.043	9.751	73.71	2:53.478	8
38	41	Brian Maile	7C	2	Cooper T41	23:47.550	8	2:21.645	5.602	73.42	2:54.186	3
39	110	Francesco Baldanza	10	7	Lola Mk3	23:54.533	8	2:28.628	6.983	73.06	2:50.948	7

Car 56 requires a working transponder - Regulation Q.12.2.1 refers.
Cars 4 & 6 - Non Starters

Session Start: 17:01:18 - Finish: 17:22:31
Weather/Track Conditions: Bright / Dry
Circuit: Silverstone Historic Grand Prix
Track Length: 5.857 Km - 3.6394 miles

These results are provisional until the conclusion of any judicial and technical matters.

Clerk of the Course:

Timekeeper:

Issued at:



Silverstone Classic - 29 - 31 Jul 2016

Maserati Trophy for HGPCA Pre '66 Grand Prix Cars

Race 8 - Classification

Sheet No:

40	5	Richard Pilkington	2	1	Talbot T26 SS	24:53.224	8	3:27.319	58.691	70.19	2:58.154	2
----- NOT CLASSIFIED -----												
DNF	18	John Clark	10		Cooper T56							
DNF	129	Paul Woolley	11		Scirocco BRM F1	7:54.859	3	-- 3 laps --		82.77	2:34.529	3
DNF	20	Julia De Baldanza	5		Alfa F1							
DNF	14	Richard Wilson	7B		Cooper T51							
DNF	45	Scotty Taylor	7C		Cooper T45	5:57.667	2	-- 2 laps --		73.26	2:51.329	2
DNF	42	Fred Harper	8		Kurtis KK500G	18:14.301	7	-- 7 laps --		83.80	2:29.385	3
DNF	15	Marc Valvekens	8		Aston DBR/4	3:23.970	1	-- 1 laps --		47.544	64.23	

----- FASTEST LAP SUMMARY -----

NO	DRIVER/S	CLASS	CAR MAKE / MODEL	FASTEST LAP	ON	MPH
11	Jon Fairley	12	Brabham BT11/19	2:19.418	8	93.97
10	Will Nuthall	7B	Cooper T53	2:20.025	4	93.57
29	Nick Fennell	11	Lotus 25	2:22.841	2	91.72
25	Tony Wood	7A	Maserati Tec Mec	2:26.157	2	89.64
35	Richard Tarling	10	Assegai F1	2:26.457	3	89.46
77	Geraint Owen	8	Kurtis 500C	2:29.375	3	87.71
31	Guillermo Fierro	6	Maserati 250F	2:31.774	6	86.32
19	Paul Grant	5	Cooper Bristol Mk2	2:36.481	3	83.73
34	John Bussey	7C	Cooper T43	2:38.631	3	82.59
43	Tania Pilkington	9	Cooper T43	2:46.383	7	78.74
5	Richard Pilkington	2	Talbot T26 SS	2:58.154	2	73.54

Car 56 requires a working transponder - Regulation Q.12.2.1 refers.
Cars 4 & 6 - Non Starters

Session Start: 17:01:18 - Finish: 17:22:31
Weather/Track Conditions: Bright / Dry
Circuit: Silverstone Historic Grand Prix
Track Length: 5.857 Km - 3.6394 miles

These results are provisional until the conclusion of any judicial and technical matters.

Clerk of the Course:	Timekeeper:	Issued at:
----------------------	-------------	------------

Silverstone Classic - 29 - 31 Jul 2016

Maserati Trophy for HGPCA Pre '66 Grand Prix Cars

Race 8 - Sector Analysis

2 Rod Jolley (7B)										Cooper T45/51										
lap	Sect-1	Speed	Sect-2	Speed	Sect-3	Speed	TopSpeed	laptime	pit	lap	Sect-1	Speed	Sect-2	Speed	Sect-3	Speed	Topspeed	laptime	pit	
1				140.7	27.621	92.7		2:29.752		6	45.826	127.8	1:12.872	140.1	28.371	87.5			2:27.069	
2	44.644	131.6	1:11.266	140.7	27.347	92.9		2:23.257		7	46.653	125.4	1:12.798	141.3	27.634	95.7			2:27.085	
3	44.540	131.1	1:11.495	140.1	27.457	95.2		2:23.492		8	44.904	130.6	1:11.186	140.1	28.210	91.3			2:24.300	
4	44.627	128.6	1:21.543	137.5	30.849	84.2		2:37.019		9	46.102	126.6	1:11.283	139.5	27.708	84.9			2:25.093	
5	46.895	130.1	1:11.375	141.6	27.722	92.6		2:25.992		10										

3 Barry Cannell (7B)										Cooper T51										
lap	Sect-1	Speed	Sect-2	Speed	Sect-3	Speed	TopSpeed	laptime	pit	lap	Sect-1	Speed	Sect-2	Speed	Sect-3	Speed	Topspeed	laptime	pit	
1				140.7	27.645	90.1		2:30.770		6	46.933	128.3	1:11.132	136.4	27.298	96.0			2:25.363	
2	44.970	129.3	1:11.323	143.4	26.798	95.7		2:23.091		7	44.571	127.3	1:10.749	141.6	26.781	91.3			2:22.101	
3	45.399	129.3	1:11.242	143.7	27.171	93.2		2:23.812		8	45.925	130.6	1:10.814	141.6	27.890	88.0			2:24.629	
4	45.304	133.7	1:12.864	140.4	27.055	96.4		2:25.223		9	44.773	131.1	1:11.262	142.2	27.120	97.7			2:23.155	
5	45.084	130.3	1:11.169	133.4	27.398	95.5		2:23.651		10										

5 Richard Pilkington (2)										Talbot T26 SS										
lap	Sect-1	Speed	Sect-2	Speed	Sect-3	Speed	TopSpeed	laptime	pit	lap	Sect-1	Speed	Sect-2	Speed	Sect-3	Speed	Topspeed	laptime	pit	
1				99.9	33.563	76.4		3:13.842		5	57.158	93.5	1:29.130	100.3	33.881	75.6			3:00.169	
2	56.069	93.3	1:28.972	100.0	33.113	76.3		2:58.154		6	56.475	93.9	1:28.706	100.8	33.702	76.7			2:58.883	
3	55.872	94.1	1:29.800	100.0	33.336	78.3		2:59.008		7	56.440	93.7	1:30.290	100.2	33.415	75.5			3:00.145	
4	55.959	94.5	1:30.747	100.0	33.260	75.6		2:59.966		8	1:04.472	63.1	1:58.316	60.8					3:43.057	

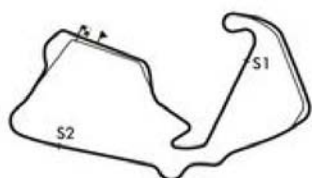
7 Thierry Chanoine (7B)										Cooper T51										
lap	Sect-1	Speed	Sect-2	Speed	Sect-3	Speed	TopSpeed	laptime	pit	lap	Sect-1	Speed	Sect-2	Speed	Sect-3	Speed	Topspeed	laptime	pit	
1				119.0	33.916	72.3		3:03.369		5	55.746	111.1	1:28.455	108.1	34.660	74.1			2:58.861	
2	54.061	111.7	1:25.088	119.8	35.526	73.6		2:54.675		6	54.588	116.9	1:28.170	110.7	33.993	77.9			2:56.751	
3	53.431	116.7	1:26.297	120.5	34.733	78.2		2:54.461		7	54.445	113.7	1:26.044	115.1	34.082	77.7			2:54.571	
4	53.345	113.4	1:38.105	114.5	34.332	80.1		3:05.782		8	54.850	104.4	1:25.185	125.4	33.443	77.0			2:53.478	

9 Steve Russell (5)										Cooper Bristol Mk2										
lap	Sect-1	Speed	Sect-2	Speed	Sect-3	Speed	TopSpeed	laptime	pit	lap	Sect-1	Speed	Sect-2	Speed	Sect-3	Speed	Topspeed	laptime	pit	
1				118.8	31.480	84.6		2:50.815		5	50.053	111.5	1:19.912	117.3	30.526	82.0			2:40.491	
2	49.872	112.4	1:19.097	118.4	30.702	82.6		2:39.671		6	51.150	110.6	1:19.688	118.6	29.880	81.8			2:40.718	
3	49.697	113.4	1:19.408	118.1	29.535	83.6		2:38.640		7	50.366	111.1	1:19.048	118.8	29.225	84.3			2:38.639	
4	50.452	112.6	1:20.066	118.8	29.778	82.6		2:40.296		8	49.635	112.6	1:19.500	118.1	30.273	82.0			2:39.408	

10 Will Nuthall (7B)										Cooper T53										
lap	Sect-1	Speed	Sect-2	Speed	Sect-3	Speed	TopSpeed	laptime	pit	lap	Sect-1	Speed	Sect-2	Speed	Sect-3	Speed	Topspeed	laptime	pit	
1				138.9	26.667	95.2		2:24.975		6	44.358	127.8	1:10.599	137.0	26.097	98.0			2:21.054	
2	44.061	129.3	1:10.691	138.9	27.140	94.3		2:21.892		7	44.889	128.3	1:09.567	137.2	26.592	97.5			2:21.048	
3	44.100	128.1	1:10.011	141.6	26.503	97.1		2:20.614		8	43.411	130.8	1:12.094	138.7	26.130	96.3			2:21.635	
4	43.833	127.1	1:09.874	137.0	26.318	98.4		2:20.025		9	43.836	131.1	1:10.263	137.2	26.587	95.3			2:20.686	
5	43.646	129.1	1:11.234	135.8	27.812	82.6		2:22.692		10										

11 Jon Fairley (12)										Brabham BT11/19										
lap	Sect-1	Speed	Sect-2	Speed	Sect-3	Speed	TopSpeed	laptime	pit	lap	Sect-1	Speed	Sect-2	Speed	Sect-3	Speed	Topspeed	laptime	pit	
1				139.2	26.753	92.4		2:24.855		6	43.868	132.1	1:10.668	139.8	26.651	97.1			2:21.187	
2	44.042	130.1	1:10.672	138.7	27.163	94.4		2:21.877		7	44.547	132.6	1:09.132	143.4	27.066	95.9			2:20.745	
3	44.103	129.8	1:10.045	139.5	27.280	96.3		2:21.428		8	43.308	133.9	1:10.177	140.7	25.933	98.3			2:19.418	
4	44.026	132.4	1:10.419	139.8	26.682	97.0		2:21.127		9	44.799	131.6	1:11.809	136.7	26.907	94.4			2:23.515	
5	44.097	130.6	1:10.699	141.3	27.076	91.9		2:21.872		10										

12 Rudi Friedrichs (7B)										Cooper T53										
lap	Sect-1	Speed	Sect-2	Speed	Sect-3	Speed	TopSpeed	laptime	pit	lap	Sect-1	Speed	Sect-2	Speed	Sect-3	Speed	Topspeed	laptime	pit	
1				140.4	27.733	93.1		2:30.081		6	44.705	124.7	1:12.752	134.2	27.441	94.7			2:24.898	
2	44.730	131.8	1:11.105	139.2	27.508	92.2		2:23.343		7	45.449	131.8	1:12.478	141.0	27.955	95.2			2:25.882	
3	45.468	120.7	1:11.205	141.3	27.140	93.6		2:23.813		8	45.193	128.3	1:10.874	140.7	27.757	92.2			2:23.824	
4	44.223	126.9	1:31.247	130.6	27.408	95.6		2:42.878		9	45.950	121.8	1:11.282	140.1	27.340	84.7			2:24.572	
5	45.252	120.9	1:11.511	139.2	26.766	94.4		2:23.529		10										



Session Start: 17:01:18 - Finish: 17:22:31

Weather/Track Conditions: Bright / Dry

Circuit: Silverstone Historic Grand Prix

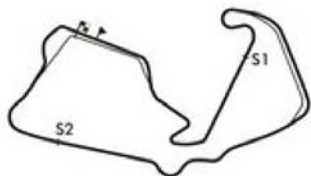
Track Length: 5.857 Km - 3.6394 miles

Silverstone Classic - 29 - 31 Jul 2016

Maserati Trophy for HGPCA Pre '66 Grand Prix Cars

Race 8 - Sector Analysis

14 Richard Wilson (7B)										Cooper T51										
lap	Sect-1	Speed	Sect-2	Speed	Sect-3	Speed	TopSpeed	laptime	pit	lap	Sect-1	Speed	Sect-2	Speed	Sect-3	Speed	Topspeed	laptime	pit	
15 Marc Valvekens (8)										Aston DBR4/4										
1				72.5				3:23.970		2										
18 John Clark (10)										Cooper T56										
lap	Sect-1	Speed	Sect-2	Speed	Sect-3	Speed	TopSpeed	laptime	pit	lap	Sect-1	Speed	Sect-2	Speed	Sect-3	Speed	Topspeed	laptime	pit	
19 Paul Grant (5)										Cooper Bristol Mk2										
lap	Sect-1	Speed	Sect-2	Speed	Sect-3	Speed	TopSpeed	laptime	pit	lap	Sect-1	Speed	Sect-2	Speed	Sect-3	Speed	Topspeed	laptime	pit	
1				117.1	29.090	84.5		2:47.624		6	49.450	108.8	1:19.994	119.0	29.397	86.4		2:38.841		
2	49.085	109.3	1:18.556	116.1	29.195	86.4		2:36.836		7	49.184	109.5	1:18.916	118.4	28.961	86.5		2:37.061		
3	48.769	111.8	1:18.260	116.3	29.452	85.5		2:36.481		8	49.568	112.8	1:19.024	118.1	29.272	86.7		2:37.864		
4	51.166	107.4	1:18.778	117.3	29.500	86.5		2:39.444		9	1:07.953	56.9	1:53.379	56.0				3:48.803		
5	49.348	109.8	1:19.021	117.5	29.584	85.2		2:37.953		10										
20 Julia De Baldanza (5)										Alta F1										
lap	Sect-1	Speed	Sect-2	Speed	Sect-3	Speed	TopSpeed	laptime	pit	lap	Sect-1	Speed	Sect-2	Speed	Sect-3	Speed	Topspeed	laptime	pit	
21 Ian Nuthall (5)										Alta F2										
lap	Sect-1	Speed	Sect-2	Speed	Sect-3	Speed	TopSpeed	laptime	pit	lap	Sect-1	Speed	Sect-2	Speed	Sect-3	Speed	Topspeed	laptime	pit	
1				117.3	30.170	85.3		2:51.508		5	50.170	109.3	1:19.759	116.3	30.511	85.1		2:40.440		
2	49.422	113.7	1:19.431	115.9	30.426	85.3		2:39.279		6	51.101	112.0	1:20.274	117.9	29.346	84.0		2:40.721		
3	49.806	110.6	1:19.421	117.1	29.565	84.4		2:38.792		7	50.248	113.2	1:19.299	119.2	29.191	83.9		2:38.738		
4	50.913	110.6	1:19.503	120.1	29.685	85.5		2:40.101		8	50.761	112.4	1:18.258	116.3	30.389	82.4		2:39.408		
22 Steve Hart (6)										Maserati 250F										
lap	Sect-1	Speed	Sect-2	Speed	Sect-3	Speed	TopSpeed	laptime	pit	lap	Sect-1	Speed	Sect-2	Speed	Sect-3	Speed	Topspeed	laptime	pit	
1				133.2	30.383	83.8		2:44.660		6	47.103	125.7	1:16.618	138.1	29.509	91.1		2:33.230		
2	48.130	118.4	1:16.726	135.8	29.233	90.4		2:34.089		7	47.821	124.7	1:16.327	130.3	29.916	87.5		2:34.064		
3	46.779	119.4	1:16.026	134.5	30.080	90.0		2:32.885		8	47.342	122.7	1:16.559	136.1	29.267	90.8		2:33.168		
4	48.402	112.2	1:15.973	136.4	31.255	84.8		2:35.630		9	48.617	125.0	1:15.821	135.8	29.056	88.9		2:33.494		
5	47.403	117.9	1:16.184	132.4	29.708	90.1		2:33.295		10										
23 Barry Wood (5)										Cooper Bristol Mk1										
lap	Sect-1	Speed	Sect-2	Speed	Sect-3	Speed	TopSpeed	laptime	pit	lap	Sect-1	Speed	Sect-2	Speed	Sect-3	Speed	Topspeed	laptime	pit	
1				118.6	32.227	79.7		2:57.428		5	51.991	109.7	1:21.193	113.7	30.986	82.1		2:44.170		
2	51.022	111.5	1:21.280	117.7	31.130	82.1		2:43.432		6	51.238	105.8	1:21.485	116.9	31.386	82.0		2:44.109		
3	51.164	104.9	1:20.885	117.3	30.711	81.7		2:42.760		7	51.738	111.1	1:21.190	117.7	31.438	77.0		2:44.366		
4	50.112	107.5	1:21.672	118.4	30.772	82.5		2:42.556		8	50.509	110.4	1:21.418	116.3	31.936	76.2		2:43.863		
24 Wolfgang Friedrichs (7A)										Aston Martin DBR4/1										
lap	Sect-1	Speed	Sect-2	Speed	Sect-3	Speed	TopSpeed	laptime	pit	lap	Sect-1	Speed	Sect-2	Speed	Sect-3	Speed	Topspeed	laptime	pit	
1				115.3	32.219	84.0		2:58.067		5	50.604	113.6	1:19.830	123.8	31.051	81.7		2:41.485		
2	1:06.054	100.8	1:21.021	119.8	33.112	76.7		3:00.187		6	51.414	111.7	1:20.590	123.6	31.198	82.8		2:43.202		
3	53.562	104.9	1:21.438	124.5	31.211	81.8		2:46.211		7	52.235	114.1	1:20.196	125.4	32.621	81.2		2:45.052		
4	50.837	109.1	1:20.924	124.0	31.169	82.2		2:42.930		8	52.682	110.6	1:20.917	123.1	31.125	83.3		2:44.724		
25 Tony Wood (7A)										Maserati Tec Mec										
lap	Sect-1	Speed	Sect-2	Speed	Sect-3	Speed	TopSpeed	laptime	pit	lap	Sect-1	Speed	Sect-2	Speed	Sect-3	Speed	Topspeed	laptime	pit	
1				136.4	28.045	91.3		2:33.269		6	45.733	130.3	1:13.993	136.1	27.592	91.3		2:27.318		
2	45.562	129.6	1:12.782	135.0	27.813	90.0		2:26.157		7	46.386	127.8	1:14.575	136.1	27.660	91.1		2:28.621		
3	45.631	125.7	1:13.252	134.5	27.657	91.1		2:26.540		8	45.830	128.8	1:13.162	136.7	27.652	90.3		2:26.644		
4	46.032	128.3	1:12.815	134.5	28.609	86.8		2:27.456		9	46.563	127.8	1:13.223	136.1	27.570	89.6		2:27.356		
5	45.731	128.6	1:12.732	134.8	28.231	86.3		2:26.694		10										



Session Start: 17:01:18 - Finish: 17:22:31
Weather/Track Conditions: Bright / Dry
Circuit: Silverstone Historic Grand Prix
Track Length: 5.857 Km - 3.6394 miles

Silverstone Classic - 29 - 31 Jul 2016

Maserati Trophy for HGPCA Pre '66 Grand Prix Cars

Race 8 - Sector Analysis

26 Peter Mullen (11)									BRM P261								
lap	Sect-1	Speed	Sect-2	Speed	Sect-3	Speed	TopSpeed	laptime pit	lap	Sect-1	Speed	Sect-2	Speed	Sect-3	Speed	Topspeed	laptime pit
1				130.3	29.212	94.1		2:38.235	6	47.437	121.8	1:15.053	129.8	27.926	91.7		2:30.416
2	46.394	121.6	1:14.321	130.1	28.385	84.9		2:29.100	7	47.425	124.3	1:15.992	130.3	28.060	92.7		2:31.477
3	47.913	119.0	1:15.384	127.8	28.124	90.4		2:31.421	8	46.760	122.5	1:15.047	129.1	28.191	94.5		2:29.998
4	47.169	123.4	1:14.758	127.6	28.364	87.2		2:30.291	9	46.496	123.8	1:14.783	128.8	27.725	92.8		2:29.004
5	47.596	120.3	1:15.253	126.4	29.370	93.1		2:32.219	10								

27 Ed Morris (10)									Lotus 18								
lap	Sect-1	Speed	Sect-2	Speed	Sect-3	Speed	TopSpeed	laptime pit	lap	Sect-1	Speed	Sect-2	Speed	Sect-3	Speed	Topspeed	laptime pit
1				123.6	29.305	92.6		2:38.472	6	46.334	118.8	1:14.206	121.1	28.620	87.8		2:29.160
2	47.830	116.9	1:14.585	120.9	27.409	91.6		2:29.824	7	46.913	118.8	1:17.323	123.8	27.568	90.2		2:31.804
3	47.261	116.9	1:15.934	119.4	27.581	91.1		2:30.776	8	47.964	114.3	1:14.431	122.2	27.261	91.3		2:29.656
4	47.477	117.1	1:14.445	123.6	28.216	87.5		2:30.138	9	46.062	119.4	1:16.568	122.7	27.174	91.4		2:29.804
5	47.923	114.7	1:15.572	121.6	27.731	91.4		2:31.226	10								

28 Anthony Goddard (10)									Cooper Alfa T56/69								
lap	Sect-1	Speed	Sect-2	Speed	Sect-3	Speed	TopSpeed	laptime pit	lap	Sect-1	Speed	Sect-2	Speed	Sect-3	Speed	Topspeed	laptime pit
1				122.9	30.651	84.6		2:53.508	6	49.054	109.7	1:17.820	121.8	29.942	88.1		2:36.816
2	49.726	114.3	1:16.817	125.0	29.544	90.3		2:36.087	7	49.001	109.1	1:17.637	121.6	29.881	88.7		2:36.519
3	48.419	112.2	1:17.343	123.6	29.846	88.0		2:35.608	8	49.039	107.7	1:17.999	122.5	30.725	86.7		2:37.763
4	50.396	110.9	1:17.900	123.1	29.799	89.8		2:38.095	9	48.862	109.8	1:19.376	122.5	30.252	88.4		2:38.490
5	48.615	111.7	1:17.412	120.1	30.381	86.7		2:36.408	10								

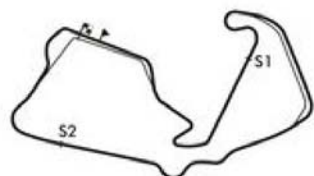
29 Nick Fennell (11)									Lotus 25								
lap	Sect-1	Speed	Sect-2	Speed	Sect-3	Speed	TopSpeed	laptime pit	lap	Sect-1	Speed	Sect-2	Speed	Sect-3	Speed	Topspeed	laptime pit
1				132.9	26.690	93.6		2:28.451	6	47.733	125.0	1:12.621	131.6	27.086	91.4		2:27.440
2	44.791	127.3	1:11.391	133.4	26.659	94.1		2:22.841	7	45.348	125.7	1:12.261	133.2	26.611	94.4		2:24.220
3	44.872	125.4	1:11.740	132.1	26.766	94.0		2:23.378	8	45.813	126.6	1:12.161	132.4	44.616	74.2		2:42.590
4	44.809	126.9	1:11.586	132.4	27.304	93.3		2:23.699	9	48.388	126.4	1:12.159	132.6	26.927	94.5		2:27.474
5	44.938	125.7	1:11.519	131.3	28.652	79.4		2:25.109	10								

30 Helmut Gassmann (6)									Connaught B Type								
lap	Sect-1	Speed	Sect-2	Speed	Sect-3	Speed	TopSpeed	laptime pit	lap	Sect-1	Speed	Sect-2	Speed	Sect-3	Speed	Topspeed	laptime pit
1				122.0	53.471	74.8		3:23.517	5	55.123	105.7	1:25.779	120.3	34.736	77.0		2:55.638
2	54.202	104.4	1:24.700	115.9	33.741	75.5		2:52.643	6	53.845	111.7	1:25.429	118.4	33.560	79.4		2:52.834
3	52.906	114.3	1:23.959	119.0	32.899	79.1		2:49.764	7	53.896	111.7	1:24.050	120.7	32.969	78.3		2:50.915
4	53.461	112.0	1:26.873	120.1	33.379	80.1		2:53.713	8	54.165	113.6	1:24.259	115.1	34.749	77.0		2:53.173

31 Guillermo Fierro (6)									Maserati 250F								
lap	Sect-1	Speed	Sect-2	Speed	Sect-3	Speed	TopSpeed	laptime pit	lap	Sect-1	Speed	Sect-2	Speed	Sect-3	Speed	Topspeed	laptime pit
1				132.9	29.888	85.8		2:44.074	6	46.854	123.1	1:15.732	132.6	29.188	89.5		2:31.774
2	47.895	119.0	1:16.423	132.4	29.458	90.3		2:33.776	7	47.620	125.4	1:16.989	132.6	30.145	82.7		2:34.754
3	47.310	122.7	1:16.139	133.4	29.922	87.3		2:33.371	8	47.766	125.0	1:17.270	133.9	28.969	90.2		2:34.005
4	48.074	117.3	1:16.749	134.2	30.578	84.5		2:35.401	9	48.645	122.7	1:15.783	133.9	29.049	89.8		2:33.477
5	47.790	118.8	1:16.233	132.9	29.099	91.8		2:33.122	10								

32 Larry Kinch (12)									Lotus 32								
lap	Sect-1	Speed	Sect-2	Speed	Sect-3	Speed	TopSpeed	laptime pit	lap	Sect-1	Speed	Sect-2	Speed	Sect-3	Speed	Topspeed	laptime pit
1				121.6	31.831	84.2		2:54.819	5	49.044	118.1	1:19.095	133.2	29.994	87.3		2:38.133
2	49.594	119.4	1:19.642	127.1	30.508	86.0		2:39.744	6	49.433	123.8	1:18.641	131.6	30.734	84.4		2:38.808
3	49.223	122.7	1:18.546	131.6	30.071	88.7		2:37.840	7	50.137	124.7	1:18.074	133.2	30.346	86.5		2:38.557
4	48.790	118.8	1:19.424	127.3	30.621	84.9		2:38.835	8	49.649	120.9	1:19.312	135.8	30.208	86.1		2:39.169

33 Chris Phillips (5)									Cooper Bristol Mk2								
lap	Sect-1	Speed	Sect-2	Speed	Sect-3	Speed	TopSpeed	laptime pit	lap	Sect-1	Speed	Sect-2	Speed	Sect-3	Speed	Topspeed	laptime pit
1				120.3	30.103	82.7		2:52.765	5	50.415	110.9	1:19.333	118.8	29.564	84.8		2:39.312
2	50.551	108.8	1:20.114	119.0	29.685	84.3		2:40.350	6	50.732	111.5	1:20.196	120.1	29.769	83.6		2:40.697
3	49.711	112.8	1:19.385	119.8	30.529	83.6		2:39.625	7	50.391	107.0	1:19.774	120.5	29.268	83.8		2:39.433
4	50.498	111.5	1:18.994	120.7	29.645	81.0		2:39.137	8	50.595	112.2	1:20.168	121.1	29.837	83.7		2:40.600



Session Start: 17:01:18 - Finish: 17:22:31
Weather/Track Conditions: Bright / Dry
Circuit: Silverstone Historic Grand Prix
Track Length: 5.857 Km - 3.6394 miles

Silverstone Classic - 29 - 31 Jul 2016

Maserati Trophy for HGPCA Pre '66 Grand Prix Cars

Race 8 - Sector Analysis

34 John Bussey (7C)									Cooper T43								
lap	Sect-1	Speed	Sect-2	Speed	Sect-3	Speed	TopSpeed	laptime pit	lap	Sect-1	Speed	Sect-2	Speed	Sect-3	Speed	Topspeed	laptime pit
1				115.9	30.398	81.0		2:52.048	5	50.530	108.2	1:20.360	116.1	29.571	83.8		2:40.461
2	50.497	109.3	1:20.356	113.0	29.554	83.2		2:40.407	6	51.217	109.8	1:19.852	113.0	29.591	84.0		2:40.660
3	49.840	109.3	1:19.335	114.7	29.456	82.6		2:38.631	7	50.426	111.1	1:20.042	115.7	29.145	83.5		2:39.613
4	49.799	112.2	1:19.403	118.6	29.737	85.4		2:38.939	8	50.966	110.0	1:19.583	115.3	29.773	80.3		2:40.322

35 Richard Tarling (10)									Assegai F1								
lap	Sect-1	Speed	Sect-2	Speed	Sect-3	Speed	TopSpeed	laptime pit	lap	Sect-1	Speed	Sect-2	Speed	Sect-3	Speed	Topspeed	laptime pit
1				126.6	28.487	92.7		2:33.446	6	45.546	122.7	1:14.374	126.4	27.150	93.2		2:27.070
2	46.159	123.4	1:13.450	127.1	27.548	88.5		2:27.157	7	47.638	121.1	1:13.259	127.8	27.251	93.5		2:28.148
3	46.004	123.4	1:13.033	126.6	27.420	90.0		2:26.457	8	45.504	122.5	1:13.772	130.1	27.354	93.7		2:26.630
4	45.920	124.0	1:13.410	124.3	27.725	90.6		2:27.055	9	47.757	121.1	1:12.871	126.4	27.042	92.3		2:27.670
5	46.517	121.8	1:13.031	127.6	27.366	91.7		2:26.914	10								

36 Tony Best (10)									Lotus 21								
lap	Sect-1	Speed	Sect-2	Speed	Sect-3	Speed	TopSpeed	laptime pit	lap	Sect-1	Speed	Sect-2	Speed	Sect-3	Speed	Topspeed	laptime pit
1				128.6	30.377	87.3		2:50.243	6	48.597	117.1	1:16.704	119.0	29.484	89.0		2:34.785
2	48.669	114.7	1:17.910	122.2	29.973	87.6		2:36.552	7	49.725	119.2	1:16.816	122.0	29.200	86.6		2:35.741
3	48.796	118.4	1:18.023	127.1	29.647	88.8		2:36.466	8	48.693	117.7	1:18.559	112.2	29.241	87.6		2:36.493
4	49.501	117.5	1:18.244	122.0	30.116	87.5		2:37.861	9	49.359	114.9	1:17.907	116.3	31.601	80.4		2:38.867
5	48.526	117.7	1:17.174	120.9	29.458	88.2		2:35.158	10								

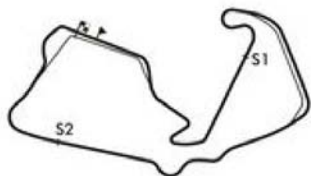
40 Doug Mockett (10)									Cooper T53								
lap	Sect-1	Speed	Sect-2	Speed	Sect-3	Speed	TopSpeed	laptime pit	lap	Sect-1	Speed	Sect-2	Speed	Sect-3	Speed	Topspeed	laptime pit
1				120.3	32.128	81.8		2:57.605	5	52.052	98.7	1:19.427	117.3	29.371	88.3		2:40.850
2	51.520	106.0	1:21.013	118.6	31.056	85.8		2:43.589	6	49.600	111.8	1:18.383	118.1	29.133	89.6		2:37.116
3	51.214	101.5	1:21.040	117.3	30.339	84.9		2:42.593	7	49.651	103.1	1:20.076	118.4	29.798	86.5		2:39.525
4	50.713	105.0	1:21.255	117.7	30.610	84.6		2:42.578	8	49.092	108.2	1:18.634	116.9	29.771	88.1		2:37.497

41 Brian Maile (7C)									Cooper T41								
lap	Sect-1	Speed	Sect-2	Speed	Sect-3	Speed	TopSpeed	laptime pit	lap	Sect-1	Speed	Sect-2	Speed	Sect-3	Speed	Topspeed	laptime pit
1				110.7	33.329	74.6		3:11.841	5	55.905	103.6	1:26.710	111.5	33.056	77.0		2:55.671
2	58.188	90.9	1:26.613	110.2	33.131	75.0		2:57.932	6	55.163	104.9	1:27.670	111.1	34.123	74.4		2:56.956
3	55.604	99.6	1:25.937	110.4	32.645	74.6		2:54.186	7	54.524	104.9	1:26.825	112.8	33.204	73.8		2:54.553
4	55.794	99.3	1:29.044	110.9	33.157	74.0		2:57.995	8	1:00.685	80.9	1:25.517	111.3	32.214	73.7		2:58.416

42 Fred Harper (8)									Kurtis KK500G								
lap	Sect-1	Speed	Sect-2	Speed	Sect-3	Speed	TopSpeed	laptime pit	lap	Sect-1	Speed	Sect-2	Speed	Sect-3	Speed	Topspeed	laptime pit
1				136.1	28.642	88.0		2:36.426	5	46.897	125.9	1:13.748	142.2	28.746	91.8		2:29.391
2	46.576	123.8	1:14.598	142.5	29.524	81.8		2:30.698	6	46.302	128.3	1:15.705	121.6	31.465	88.0		2:33.472
3	46.364	121.4	1:13.991	135.3	29.030	88.7		2:29.385	7	58.092	86.8	1:34.238	85.5				3:05.176
4	47.135	127.8	1:13.501	138.7	29.117	90.6		2:29.753	8								

43 Tania Pilkington (9)									Cooper T43								
lap	Sect-1	Speed	Sect-2	Speed	Sect-3	Speed	TopSpeed	laptime pit	lap	Sect-1	Speed	Sect-2	Speed	Sect-3	Speed	Topspeed	laptime pit
1				124.5	30.753	83.5		2:52.505	5	55.932	110.6	1:27.347	117.9	32.525	83.8		2:55.804
2	49.713	120.3	1:59.184	92.9	35.434	80.2		3:24.331	6	53.775	114.5	1:23.809	119.2	31.999	82.2		2:49.583
3	54.469	108.4	1:23.914	120.1	34.075	80.3		2:52.458	7	52.404	113.0	1:22.869	120.9	31.110	82.5		2:46.383
4	54.864	101.5	1:26.014	120.3	33.054	77.9		2:53.932	8	53.982	106.4	1:23.483	122.0	31.257	85.1		2:48.722

45 Scotty Taylor (7C)									Cooper T45								
lap	Sect-1	Speed	Sect-2	Speed	Sect-3	Speed	TopSpeed	laptime pit	lap	Sect-1	Speed	Sect-2	Speed	Sect-3	Speed	Topspeed	laptime pit
1				118.1	32.932	78.3		3:06.338	2	53.676	109.3	1:23.625	119.8	34.028	75.8		2:51.329



Session Start: 17:01:18 - Finish: 17:22:31
Weather/Track Conditions: Bright / Dry
Circuit: Silverstone Historic Grand Prix
Track Length: 5.857 Km - 3.6394 miles

Silverstone Classic - 29 - 31 Jul 2016

Maserati Trophy for HGPCA Pre '66 Grand Prix Cars

Race 8 - Sector Analysis

51 Matteo Maria Tullio (12)									Cooper T51								
lap	Sect-1	Speed	Sect-2	Speed	Sect-3	Speed	TopSpeed	laptime pit	lap	Sect-1	Speed	Sect-2	Speed	Sect-3	Speed	Topspeed	laptime pit
1				136.7	30.374	86.4		2:43.119	6	45.461	126.6	1:13.395	135.0	30.363	90.4		2:29.219
2	47.586	125.4	1:13.913	138.4	29.029	92.3		2:30.528	7	46.315	128.8	1:16.467	138.4	28.936	94.1		2:31.718
3	45.920	127.3	1:13.393	136.7	28.289	93.2		2:27.602	8	47.399	127.6	1:13.380	135.6	28.539	92.2		2:29.318
4	45.977	131.6	1:13.792	137.2	29.417	92.7		2:29.186	9	46.108	121.8	1:14.929	136.1	28.586	92.7		2:29.623
5	46.615	125.4	1:14.530	137.0	28.629	94.7		2:29.774	10								

52 Erik Staes (5)									Cooper Mk1								
lap	Sect-1	Speed	Sect-2	Speed	Sect-3	Speed	TopSpeed	laptime pit	lap	Sect-1	Speed	Sect-2	Speed	Sect-3	Speed	Topspeed	laptime pit
1				113.0	33.568	78.6		3:05.714	5	55.401	103.2	1:24.527	109.1	33.311	80.6		2:53.239
2	54.120	104.4	1:25.352	112.4	34.471	66.2		2:53.943	6	55.074	101.8	1:24.222	111.1	33.074	79.1		2:52.370
3	55.606	105.4	1:25.082	107.2	34.264	74.4		2:54.952	7	55.422	103.2	1:23.068	111.5	32.417	80.6		2:50.907
4	55.734	102.3	1:25.850	106.7	34.824	76.3		2:56.408	8	53.963	102.1	1:25.578	109.8	32.603	80.6		2:52.144

56 Martin Halusa (6)									Maserati 250F								
lap	Sect-1	Speed	Sect-2	Speed	Sect-3	Speed	TopSpeed	laptime pit	lap	Sect-1	Speed	Sect-2	Speed	Sect-3	Speed	Topspeed	laptime pit
1								2:56.153	5								2:39.254
2								2:43.248	6								2:41.084
3								2:41.847	7								2:44.979
4								2:41.039	8								2:41.665

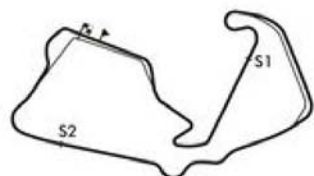
61 Rainer Ott (12)									Cooper T53								
lap	Sect-1	Speed	Sect-2	Speed	Sect-3	Speed	TopSpeed	laptime pit	lap	Sect-1	Speed	Sect-2	Speed	Sect-3	Speed	Topspeed	laptime pit
1				130.6	30.127	83.2		2:42.757	6	46.962	117.3	1:15.253	126.6	29.768	88.5		2:31.983
2	47.688	108.2	1:15.890	128.8	30.523	89.1		2:34.101	7	46.959	106.2	1:15.977	129.8	29.477	85.3		2:32.413
3	47.326	113.4	1:15.421	126.4	31.168	81.4		2:33.915	8	47.130	110.2	1:15.665	131.8	30.606	82.0		2:33.401
4	48.415	97.5	1:16.440	126.1	31.457	82.8		2:36.312	9	47.185	117.9	1:15.092	127.8	30.453	90.3		2:32.730
5	48.532	110.0	1:15.908	122.5	29.707	89.4		2:34.147	10								

66 Sid Hoole (11)									Cooper T66								
lap	Sect-1	Speed	Sect-2	Speed	Sect-3	Speed	TopSpeed	laptime pit	lap	Sect-1	Speed	Sect-2	Speed	Sect-3	Speed	Topspeed	laptime pit
1				133.7	28.466	94.0		2:34.058	6	45.625	125.2	1:14.636	133.7	28.438	88.2		2:28.699
2	45.563	120.3	1:12.148	133.9	28.042	92.4		2:25.753	7	46.784	126.1	1:12.508	133.4	28.044	92.4		2:27.336
3	45.949	126.1	1:11.564	135.3	27.533	85.5		2:25.046	8	46.255	125.7	1:11.698	135.3	27.398	90.9		2:25.351
4	46.163	127.8	1:12.314	135.6	28.725	89.2		2:27.202	9	47.885	127.8	1:11.621	134.8	27.052	96.3		2:26.558
5	46.030	126.6	1:12.384	133.9	27.573	94.3		2:25.987	10								

71 Alan Baillie (10)									Cooper T71/73								
lap	Sect-1	Speed	Sect-2	Speed	Sect-3	Speed	TopSpeed	laptime pit	lap	Sect-1	Speed	Sect-2	Speed	Sect-3	Speed	Topspeed	laptime pit
1				130.8	30.704	84.4		2:43.576	6	48.593	122.7	1:16.081	132.6	28.740	87.0		2:33.414
2	48.873	121.8	1:17.041	130.6	30.071	85.3		2:35.985	7	48.226	122.2	1:16.689	133.7	29.263	81.0		2:34.178
3	48.943	124.5	1:15.863	134.8	29.631	84.4		2:34.437	8	48.772	122.9	1:15.954	133.7	29.334	82.0		2:34.060
4	48.936	123.1	1:16.499	130.6	29.845	83.3		2:35.280	9	1:03.473	121.4	1:16.852	130.6	29.571	89.0		2:49.896
5	48.511	122.2	1:16.078	133.7	29.001	83.0		2:33.590	10								

75 Niamh Wood (5)									Cooper Mk1								
lap	Sect-1	Speed	Sect-2	Speed	Sect-3	Speed	TopSpeed	laptime pit	lap	Sect-1	Speed	Sect-2	Speed	Sect-3	Speed	Topspeed	laptime pit
1				118.6	31.774	79.0		3:00.803	5	53.289	107.0	1:21.943	115.1	31.763	77.1		2:46.995
2	53.035	105.8	1:21.531	116.1	31.493	78.7		2:46.059	6	53.610	109.1	1:20.820	118.8	30.960	77.9		2:45.390
3	52.266	106.5	1:21.623	116.3	31.963	76.0		2:45.852	7	51.944	111.1	1:19.426	121.6	32.358	76.3		2:43.728
4	54.150	105.2	1:22.889	114.9	31.800	75.6		2:48.839	8	53.657	105.8	1:20.142	119.2	30.947	79.5		2:44.746

77 Geraint Owen (8)									Kurtis 500C								
lap	Sect-1	Speed	Sect-2	Speed	Sect-3	Speed	TopSpeed	laptime pit	lap	Sect-1	Speed	Sect-2	Speed	Sect-3	Speed	Topspeed	laptime pit
1				144.9	28.861	89.8		2:37.858	6	47.035	127.3	1:14.075	145.3	28.987	90.8		2:30.097
2	47.347	120.9	1:14.154	138.1	28.742	91.6		2:30.243	7	47.274	121.4	1:17.633	144.9	28.662	92.6		2:33.569
3	47.229	128.6	1:13.776	144.0	28.370	90.8		2:29.375	8	48.889	120.7	1:16.477	141.0	29.404	87.2		2:34.770
4	47.423	130.1	1:13.909	144.6	28.320	89.7		2:29.652	9	47.488	122.9	1:14.817	140.1	29.034	92.8		2:31.339
5	46.421	132.1	1:14.112	145.6	28.934	91.7		2:29.467	10								



Session Start: 17:01:18 - Finish: 17:22:31
Weather/Track Conditions: Bright / Dry
Circuit: Silverstone Historic Grand Prix
Track Length: 5.857 Km - 3.6394 miles

Silverstone Classic - 29 - 31 Jul 2016

Maserati Trophy for HGPCA Pre '66 Grand Prix Cars

Race 8 - Sector Analysis

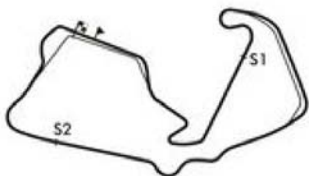
99 John Evans (12)									Brabham BT4								
lap	Sect-1	Speed	Sect-2	Speed	Sect-3	Speed	TopSpeed	laptime pit	lap	Sect-1	Speed	Sect-2	Speed	Sect-3	Speed	Topspeed	laptime pit
1				134.2	30.383	87.7		2:46.243	6	47.040	122.2	1:16.037	139.2	29.864	91.8		2:32.941
2	47.356	129.1	1:16.323	130.8	30.121	89.2		2:33.800	7	47.373	126.1	1:16.343	128.1	30.780	82.5		2:34.496
3	48.559	120.5	1:15.673	138.9	30.156	89.0		2:34.388	8	46.734	119.0	1:16.370	132.6	29.501	89.4		2:32.605
4	48.664	115.1	1:16.224	137.8	29.362	88.5		2:34.250	9	49.903	128.3	1:14.633	135.6	28.857	90.4		2:33.393
5	47.224	109.8	1:16.085	122.0	29.753	89.2		2:33.062	10								

110 Francesco Baldanza (10)									Lola Mk3								
lap	Sect-1	Speed	Sect-2	Speed	Sect-3	Speed	TopSpeed	laptime pit	lap	Sect-1	Speed	Sect-2	Speed	Sect-3	Speed	Topspeed	laptime pit
1				117.7	32.407	76.0		3:00.177	5	54.604	97.8	1:27.477	105.8	34.082	78.0		2:56.163
2	54.578	92.4	1:25.793	117.1	34.140	80.5		2:54.511	6	54.407	95.6	1:24.596	112.6	32.851	80.0		2:51.854
3	53.197	97.3	1:30.955	104.4	33.997	81.7		2:58.149	7	54.695	105.5	1:23.824	115.1	32.429	82.7		2:50.948
4	53.815	101.8	1:27.579	105.7	36.071	73.3		2:57.465	8	1:25.024	99.9	1:26.367	112.2	33.875	77.8		3:25.266

122 Peter Horsman (12)									Lotus 18/21								
lap	Sect-1	Speed	Sect-2	Speed	Sect-3	Speed	TopSpeed	laptime pit	lap	Sect-1	Speed	Sect-2	Speed	Sect-3	Speed	Topspeed	laptime pit
1				142.5	27.002	91.8		2:26.171	6	45.180	134.5	1:10.973	140.4	26.930	95.9		2:23.083
2	44.563	133.4	1:10.874	139.5	27.173	93.9		2:22.610	7	44.313	135.6	1:10.627	141.0	27.534	95.1		2:22.474
3	44.093	132.4	1:10.450	141.6	26.983	95.5		2:21.526	8	44.711	132.4	1:11.710	138.9	26.954	95.6		2:23.375
4	43.851	135.0	1:10.712	141.3	26.875	96.0		2:21.438	9	45.277	133.7	1:11.862	140.4	27.862	94.4		2:25.001
5	43.515	135.6	1:11.229	140.7	27.240	95.1		2:21.984	10								

129 Paul Woolley (11)									Scirocco BRM F1								
lap	Sect-1	Speed	Sect-2	Speed	Sect-3	Speed	TopSpeed	laptime pit	lap	Sect-1	Speed	Sect-2	Speed	Sect-3	Speed	Topspeed	laptime pit
1				120.1	30.576	84.2		2:45.497	3	48.820	119.0	1:16.640	123.4	29.069	88.3		2:34.529
2	48.179	118.6	1:17.749	121.8	28.905	91.6		2:34.833	4								

248 Klaus Lehr (6)									Maserati 250F								
lap	Sect-1	Speed	Sect-2	Speed	Sect-3	Speed	TopSpeed	laptime pit	lap	Sect-1	Speed	Sect-2	Speed	Sect-3	Speed	Topspeed	laptime pit
1				131.6	37.619	77.9		2:56.825	5	50.433	102.1	1:19.394	130.1	30.220	84.5		2:40.047
2	50.880	103.2	1:20.988	126.1	31.457	84.9		2:43.325	6	49.001	102.5	1:19.537	127.8	30.428	81.3		2:38.966
3	50.709	98.5	1:19.770	130.8	31.539	87.0		2:42.018	7	49.615	101.4	1:19.785	123.1	29.978	84.4		2:39.378
4	50.315	97.7	1:19.955	126.1	30.259	86.7		2:40.529	8	49.465	109.8	1:20.054	129.8	30.153	89.2		2:39.672



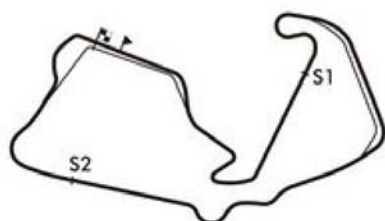
Session Start: 17:01:18 - Finish: 17:22:31
Weather/Track Conditions: Bright / Dry
Circuit: Silverstone Historic Grand Prix
Track Length: 5.857 Km - 3.6394 miles

Silverstone Classic - 29 - 31 Jul 2016

Maserati Trophy for HGPCA Pre '66 Grand Prix Cars

Race 8 - Best Sector Times

POS	NO	DRIVER/S	Sector 1			Sector 2			Sector 3			IDEAL LAP	BEST LAP	On
			TIME	LAP	POS	TIME	LAP	POS	TIME	LAP	POS			
1	10	Will Nuthall	43.411	8	2	1:09.567	7	2	26.097	6	2	2:19.075	2:20.025	4
2	11	Jon Fairley	43.308	8	1	1:09.132	7	1	25.933	8	1	2:18.373	2:19.418	8
3	122	Peter Horsman	43.515	5	3	1:10.450	3	3	26.875	4	6	2:20.840	2:21.438	4
4	3	Barry Cannell	44.571	7	6	1:10.749	7	4	26.781	7	5	2:22.101	2:22.101	7
5	12	Rudi Friedrichs	44.223	4	4	1:10.874	8	5	26.766	5	4	2:21.863	2:23.343	2
6	2	Rod Jolley	44.540	3	5	1:11.186	8	6	27.347	2	10	2:23.073	2:23.257	2
7	29	Nick Fennell	44.791	2	7	1:11.391	2	7	26.611	7	3	2:22.793	2:22.841	2
8	66	Sid Hoole	45.563	2	11	1:11.564	3	8	27.052	9	8	2:24.179	2:25.046	3
9	25	Tony Wood	45.562	2	10	1:12.732	5	9	27.570	9	11	2:25.864	2:26.157	2
10	35	Richard Tarling	45.504	8	9	1:12.871	9	10	27.042	9	7	2:25.417	2:26.457	3
11	51	Matteo Maria Tullio	45.461	6	8	1:13.380	8	11	28.289	3	13	2:27.130	2:27.602	3
12	27	Ed Morris	46.062	9	12	1:14.206	6	14	27.174	9	9	2:27.442	2:29.160	6
13	26	Peter Mullen	46.394	2	14	1:14.321	2	15	27.725	9	12	2:28.440	2:29.004	9
14	77	Geraint Owen	46.421	5	15	1:13.776	3	13	28.320	4	14	2:28.517	2:29.375	3
15	61	Rainer Ott	46.959	7	19	1:15.092	9	17	29.477	7	28	2:31.528	2:31.983	6
16	31	Guillermo Fierro	46.854	6	18	1:15.732	6	18	28.969	8	20	2:31.555	2:31.774	6
17	22	Steve Hart	46.779	3	17	1:15.821	9	19	29.056	9	21	2:31.656	2:32.885	3
18	99	John Evans	46.734	8	16	1:14.633	9	16	28.857	9	17	2:30.224	2:32.605	8
19	71	Alan Baillie	48.226	7	21	1:15.863	3	20	28.740	6	16	2:32.829	2:33.414	6
20	36	Tony Best	48.526	5	23	1:16.704	6	22	29.200	7	25	2:34.430	2:34.785	6
21	28	Anthony Goddard	48.419	3	22	1:16.817	2	23	29.544	2	29	2:34.780	2:35.608	3
22	19	Paul Grant	48.769	3	24	1:18.260	3	26	28.961	7	19	2:35.990	2:36.481	3
23	32	Larry Kinch	48.790	4	25	1:18.074	7	24	29.994	5	31	2:36.858	2:37.840	3
24	9	Steve Russell	49.635	8	29	1:19.048	7	29	29.225	7	26	2:37.908	2:38.639	7
25	21	Ian Nuthall	49.422	2	28	1:18.258	8	25	29.191	7	24	2:36.871	2:38.738	7
26	34	John Bussey	49.799	4	32	1:19.335	3	30	29.145	7	23	2:38.279	2:38.631	3
27	33	Chris Phillips	49.711	3	30	1:18.994	4	28	29.268	7	27	2:37.973	2:39.137	4
28	248	Klaus Lehr	49.001	6	26	1:19.394	5	31	29.978	7	30	2:38.373	2:38.966	6
29	40	Doug Mockett	49.092	8	27	1:18.383	6	27	29.133	6	22	2:36.608	2:37.116	6
30	56	Martin Halusa											2:39.254	5
31	23	Barry Wood	50.112	4	33	1:20.885	3	35	30.711	3	32	2:41.708	2:42.556	4
32	24	Wolfgang Friedrichs	50.604	5	34	1:19.830	5	33	31.051	5	35	2:41.485	2:41.485	5
33	75	Niamh Wood	51.944	7	35	1:19.426	7	32	30.947	8	34	2:42.317	2:43.728	7
34	52	Erik Staes	53.963	8	40	1:23.068	7	36	32.417	7	38	2:49.448	2:50.907	7
35	43	Tania Pilkington	49.713	2	31	1:20.149	1	34	30.753	1	33	2:40.615	2:46.383	7
36	30	Helmut Gassmann	52.906	3	36	1:23.959	3	39	32.899	3	39	2:49.764	2:49.764	3
37	7	Thierry Chanoine	53.345	4	38	1:24.808	1	40	33.443	8	42	2:51.596	2:53.478	8
38	41	Brian Maile	54.524	7	41	1:25.517	8	41	32.214	8	36	2:52.255	2:54.186	3
39	110	Francesco Baldanza	53.197	3	37	1:23.824	7	38	32.407	1	37	2:49.428	2:50.948	7
40	5	Richard Pilkington	55.872	3	42	1:28.706	6	42	33.113	2	41	2:57.691	2:58.154	2
41	42	Fred Harper	46.302	6	13	1:13.501	4	12	28.642	1	15	2:28.445	2:29.385	3
42	129	Paul Woolley	48.179	2	20	1:16.640	3	21	28.905	2	18	2:33.724	2:34.529	3
43	45	Scotty Taylor	53.676	2	39	1:23.625	2	37	32.932	1	40	2:50.233	2:51.329	2
44	15	Marc Valvekens	1:01.370	1	43	1:36.505	1	43	2:49.983	0	43	5:27.858		



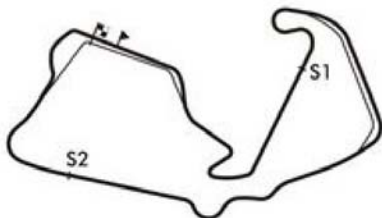
Session Start: 17:01:18 - Finish: 17:22:31
Weather/Track Conditions: Bright / Dry
Circuit: Silverstone Historic Grand Prix
Track Length: 5.857 Km - 3.6394 miles

Silverstone Classic - 29 - 31 Jul 2016

Maserati Trophy for HGPCA Pre '66 Grand Prix Cars

Race 8 - Best Sector Times

POS	NO	DRIVER/S	Sector 1			Sector 2			Sector 3			IDEAL LAP	BEST LAP	On
			TIME	LAP	POS	TIME	LAP	POS	TIME	LAP	POS			
45	14	Richard Wilson												
46	18	John Clark												
47	20	Julia De Baldanza												



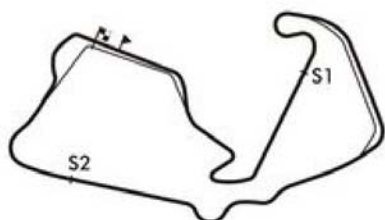
Session Start: 17:01:18 - Finish: 17:22:31
Weather/Track Conditions: Bright / Dry
Circuit: Silverstone Historic Grand Prix
Track Length: 5.857 Km - 3.6394 miles

Silverstone Classic - 29 - 31 Jul 2016

Maserati Trophy for HGPCA Pre '66 Grand Prix Cars

Race 8 - Best Sector Speeds

	NO	SECTOR 1	MPH	NO	SECTOR 2	MPH	NO	SECTOR 3	MPH
1	122	Peter Horsman	135.6	77	Geraint Owen	145.6	10	Will Nuthall	98.4
2	11	Jon Fairley	133.9	3	Barry Cannell	143.7	11	Jon Fairley	98.3
3	3	Barry Cannell	133.7	11	Jon Fairley	143.4	3	Barry Cannell	97.7
4	77	Geraint Owen	132.1	42	Fred Harper	142.5	66	Sid Hoole	96.3
5	12	Rudi Friedrichs	131.8	122	Peter Horsman	142.5	122	Peter Horsman	96.0
6	2	Rod Jolley	131.6	2	Rod Jolley	141.6	2	Rod Jolley	95.7
7	51	Matteo Maria Tullio	131.6	10	Will Nuthall	141.6	12	Rudi Friedrichs	95.6
8	10	Will Nuthall	131.1	12	Rudi Friedrichs	141.3	51	Matteo Maria Tullio	94.7
9	25	Tony Wood	130.3	99	John Evans	139.2	26	Peter Mullen	94.5
10	99	John Evans	129.1	51	Matteo Maria Tullio	138.4	29	Nick Fennell	94.5
11	42	Fred Harper	128.3	22	Steve Hart	138.1	35	Richard Tarling	93.7
12	66	Sid Hoole	127.8	25	Tony Wood	136.7	77	Geraint Owen	92.8
13	29	Nick Fennell	127.3	32	Larry Kinch	135.8	27	Ed Morris	92.6
14	22	Steve Hart	125.7	66	Sid Hoole	135.6	31	Guillermo Fierro	91.8
15	31	Guillermo Fierro	125.4	71	Alan Baillie	134.8	42	Fred Harper	91.8
16	32	Larry Kinch	124.7	31	Guillermo Fierro	134.2	99	John Evans	91.8
17	71	Alan Baillie	124.5	29	Nick Fennell	133.4	129	Paul Woolley	91.6
18	26	Peter Mullen	124.3	61	Rainer Ott	131.8	25	Tony Wood	91.3
19	35	Richard Tarling	124.0	248	Klaus Lehr	131.6	22	Steve Hart	91.1
20	43	Tania Pilkington	120.3	26	Peter Mullen	130.3	28	Anthony Goddard	90.3
21	129	Paul Woolley	119.6	35	Richard Tarling	130.1	61	Rainer Ott	90.3
22	27	Ed Morris	119.4	36	Tony Best	128.6	40	Doug Mockett	89.6
23	36	Tony Best	119.2	7	Thierry Chanoine	125.4	248	Klaus Lehr	89.2
24	61	Rainer Ott	117.9	24	Wolfgang Friedrichs	125.4	36	Tony Best	89.0
25	7	Thierry Chanoine	116.9	28	Anthony Goddard	125.0	71	Alan Baillie	89.0
26	248	Klaus Lehr	116.3	43	Tania Pilkington	124.5	32	Larry Kinch	88.7
27	28	Anthony Goddard	114.3	27	Ed Morris	123.8	19	Paul Grant	86.7
28	30	Helmut Gassmann	114.3	129	Paul Woolley	123.4	21	Ian Nuthall	85.5
29	24	Wolfgang Friedrichs	114.1	30	Helmut Gassmann	122.0	34	John Bussey	85.4
30	21	Ian Nuthall	113.7	75	Niamh Wood	121.6	43	Tania Pilkington	85.1
31	9	Steve Russell	113.4	33	Chris Phillips	121.1	33	Chris Phillips	84.8
32	19	Paul Grant	112.8	40	Doug Mockett	120.3	9	Steve Russell	84.6
33	33	Chris Phillips	112.8	21	Ian Nuthall	120.1	24	Wolfgang Friedrichs	84.0
34	34	John Bussey	112.2	45	Scotty Taylor	119.8	110	Francesco Baldanza	82.7
35	40	Doug Mockett	111.8	19	Paul Grant	119.0	23	Barry Wood	82.5
36	23	Barry Wood	111.5	9	Steve Russell	118.8	52	Erik Staes	80.6
37	75	Niamh Wood	111.1	23	Barry Wood	118.6	7	Thierry Chanoine	80.1
38	45	Scotty Taylor	109.3	34	John Bussey	118.6	30	Helmut Gassmann	80.1
39	110	Francesco Baldanza	105.5	110	Francesco Baldanza	117.7	75	Niamh Wood	79.5
40	52	Erik Staes	105.4	52	Erik Staes	113.0	5	Richard Pilkington	78.3



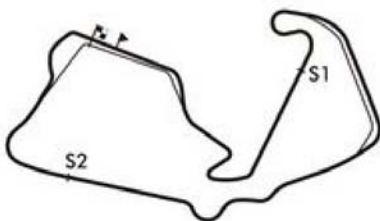
Session Start: 17:01:18 - Finish: 17:22:31
Weather/Track Conditions: Bright / Dry
Circuit: Silverstone Historic Grand Prix
Track Length: 5.857 Km - 3.6394 miles

Silverstone Classic - 29 - 31 Jul 2016

Maserati Trophy for HGPCA Pre '66 Grand Prix Cars

Race 8 - Best Sector Speeds

41	41	Brian Maile	104.9	41	Brian Maile	112.8	45	Scotty Taylor	78.3
42	5	Richard Pilkington	94.5	5	Richard Pilkington	100.8	41	Brian Maile	77.0
43	15	Marc Valvekens	91.4	15	Marc Valvekens	72.5	14	Richard Wilson	0.0
44	14	Richard Wilson	0.0	14	Richard Wilson	0.0	15	Marc Valvekens	0.0
45	18	John Clark	0.0	18	John Clark	0.0	18	John Clark	0.0
46	20	Julia De Baldanza	0.0	20	Julia De Baldanza	0.0	20	Julia De Baldanza	0.0
47	56	Martin Halusa	0.0	56	Martin Halusa	0.0	56	Martin Halusa	0.0



Session Start: 17:01:18 - Finish: 17:22:31
Weather/Track Conditions: Bright / Dry
Circuit: Silverstone Historic Grand Prix
Track Length: 5.857 Km - 3.6394 miles

Silverstone Classic - 29 - 31 Jul 2016

Maserati Trophy for HGPCA Pre '66 Grand Prix Cars

Race 8 - Lap Chart

Lap 1			Lap 2			Lap 3			Lap 4			Lap 5			Lap 6		
NO	Behind	Laptime	NO	Behind	Laptime	NO	Behind	Laptime	NO	Behind	Laptime	NO	Behind	Laptime	NO	Behind	Laptime
11		2:24.855	11		2:21.877	10		2:20.614	10		2:20.025	10		2:22.692	10		2:21.054
10	0.120	2:24.975	10	0.135	2:21.892	11	0.679	2:21.428	11	1.781	2:21.127	110	1 LAP	2:57.465	11	1.094	2:21.187
122	1.316	2:26.171	122	2.049	2:22.610	122	2.826	2:21.526	122	4.239	2:21.438	52	1 LAP	2:56.408	122	5.560	2:23.083
29	3.596	2:28.451	29	4.560	2:22.841	29	7.189	2:23.378	29	10.863	2:23.699	11	0.961	2:21.872	29	19.666	2:27.440
2	4.897	2:29.752	2	6.277	2:23.257	2	9.020	2:23.492	3	15.390	2:25.223	122	3.531	2:21.984	3	20.658	2:25.363
12	5.226	2:30.081	12	6.692	2:23.343	12	9.756	2:23.813	66	24.553	2:27.202	7	1 LAP	3:05.782	52	1 LAP	2:53.239
3	5.915	2:30.770	3	7.129	2:23.091	3	10.192	2:23.812	25	25.916	2:27.456	30	1 LAP	2:53.713	110	1 LAP	2:56.163
25	8.414	2:33.269	25	12.694	2:26.157	66	17.376	2:25.046	2	26.014	2:37.019	41	1 LAP	2:57.995	2	35.329	2:27.069
35	8.591	2:33.446	66	13.079	2:25.753	25	18.485	2:26.540	35	26.609	2:27.055	43	1 LAP	2:53.932	66	35.493	2:28.699
66	9.203	2:34.058	35	13.871	2:27.157	35	19.579	2:26.457	12	32.609	2:42.878	29	13.280	2:25.109	25	36.182	2:27.318
42	11.571	2:36.426	42	20.392	2:30.698	42	29.028	2:29.385	42	38.756	2:29.753	3	16.349	2:23.651	35	36.847	2:27.070
77	13.003	2:37.858	26	20.603	2:29.100	77	29.995	2:29.375	77	39.622	2:29.652	5	1 LAP	2:59.966	12	37.290	2:24.898
26	13.380	2:38.235	77	21.369	2:30.243	26	31.275	2:31.421	26	41.541	2:30.291	66	27.848	2:25.987	30	1 LAP	2:55.638
27	13.617	2:38.472	27	21.564	2:29.824	27	31.591	2:30.776	27	41.704	2:30.138	2	29.314	2:25.992	7	1 LAP	2:58.861
61	17.902	2:42.757	51	26.915	2:30.528	51	33.768	2:27.602	51	42.929	2:29.186	25	29.918	2:26.694	41	1 LAP	2:55.671
51	18.264	2:43.119	61	30.126	2:34.101	61	43.292	2:33.915	31	59.116	2:35.401	35	30.831	2:26.914	43	1 LAP	2:55.804
71	18.721	2:43.576	31	31.118	2:33.776	31	43.740	2:33.371	61	59.579	2:36.312	12	33.446	2:23.529	77	55.440	2:30.097
31	19.219	2:44.074	22	32.017	2:34.089	22	44.153	2:32.885	22	59.758	2:35.630	42	45.455	2:29.391	42	57.873	2:33.472
22	19.805	2:44.660	71	32.829	2:35.985	71	46.517	2:34.437	99	1:01.175	2:34.250	77	46.397	2:29.467	51	58.176	2:29.219
129	20.642	2:45.497	99	33.311	2:33.800	99	46.950	2:34.388	71	1:01.772	2:35.280	51	50.011	2:29.774	27	58.344	2:29.160
99	21.388	2:46.243	129	33.598	2:34.833	129	47.378	2:34.529	19	1:12.879	2:39.444	27	50.238	2:31.226	5	1 LAP	3:00.169
19	22.769	2:47.624	19	37.728	2:36.836	19	53.460	2:36.481	36	1:13.616	2:37.861	26	51.068	2:32.219	26	1:00.430	2:30.416
36	25.388	2:50.243	36	40.063	2:36.552	36	55.780	2:36.466	28	1:15.792	2:38.095	31	1:09.546	2:33.122	31	1:20.266	2:31.774
9	25.960	2:50.815	28	42.863	2:36.087	28	57.722	2:35.608	9	1:21.916	2:40.296	22	1:10.361	2:33.295	61	1:21.963	2:31.983
21	26.653	2:51.508	9	43.754	2:39.671	9	1:01.645	2:38.640	21	1:22.174	2:40.101	61	1:11.034	2:34.147	22	1:22.537	2:33.230
34	27.193	2:52.048	21	44.055	2:39.279	21	1:02.098	2:38.792	34	1:22.519	2:38.939	99	1:11.545	2:33.062	99	1:23.432	2:32.941
43	27.650	2:52.505	34	45.723	2:40.407	34	1:03.605	2:38.631	32	1:23.732	2:38.835	71	1:12.670	2:33.590	71	1:25.030	2:33.414
33	27.910	2:52.765	33	46.383	2:40.350	32	1:04.922	2:37.840	33	1:24.371	2:39.137	36	1:26.082	2:35.158	36	1:39.813	2:34.785
28	28.653	2:53.508	32	47.831	2:39.744	33	1:05.259	2:39.625	56	1:34.781	2:41.039	19	1:28.140	2:37.953	28	1:45.270	2:36.816
32	29.964	2:54.819	56	52.669	2:43.248	56	1:13.767	2:41.847	248	1:35.191	2:40.529	28	1:29.508	2:36.408	19	1:45.927	2:38.841
56	31.298	2:56.153	248	53.418	2:43.325	248	1:14.687	2:42.018	23	1:38.670	2:42.556	32	1:39.173	2:38.133	32	1:56.927	2:38.808
248	31.970	2:56.825	23	54.128	2:43.432	23	1:16.139	2:42.760	40	1:38.859	2:42.578	9	1:39.715	2:40.491	9	1:59.379	2:40.718
23	32.573	2:57.428	40	54.462	2:43.589	40	1:16.306	2:42.593	75	1:54.047	2:48.839	21	1:39.922	2:40.440	21	1:59.589	2:40.721
40	32.750	2:57.605	75	1:00.130	2:46.059	75	1:25.233	2:45.852	24	1:59.889	2:42.930	34	1:40.288	2:40.461	34	1:59.894	2:40.660
24	33.212	2:58.067	110	1:07.956	2:54.511	24	1:36.984	2:46.211				33	1:40.991	2:39.312	33	2:00.634	2:40.697
110	35.322	3:00.177	45	1:10.935	2:51.329	7	1:45.024	2:54.461				56	1:51.343	2:39.254	248	2:10.458	2:38.966
75	35.948	3:00.803	7	1:11.312	2:54.675	110	1:45.356	2:58.149				248	1:52.546	2:40.047	56	2:11.373	2:41.084
7	38.514	3:03.369	24	1:11.522	3:00.187	52	1:47.128	2:54.952				40	1:57.017	2:40.850	40	2:13.079	2:37.116
52	40.859	3:05.714	52	1:12.925	2:53.943	41	1:56.478	2:54.186				23	2:00.148	2:44.170			
45	41.483	3:06.338	41	1:23.041	2:57.932	30	1:58.443	2:49.764				75	2:18.350	2:46.995			
41	46.986	3:11.841	5	1:25.264	2:58.154	43	2:01.813	2:52.458				24	2:18.682	2:41.485			
5	48.987	3:13.842	30	1:29.428	2:52.643	5	2:03.523	2:59.008									
30	58.662	3:23.517	43	1:30.104	3:24.331												
15	59.115	3:23.970															

Session Start: 17:01:18 - Finish: 17:22:31
Weather/Track Conditions: Bright / Dry
Circuit: Silverstone Historic Grand Prix
Track Length: 5.857 Km - 3.6394 miles

Silverstone Classic - 29 - 31 Jul 2016

Maserati Trophy for HGPCA Pre '66 Grand Prix Cars

Race 8 - Lap Chart

Lap 7			Lap 8			Lap 9		
NO	Behind	Laptime	NO	Behind	Laptime	NO	Behind	Laptime
10		2:21.048	11		2:19.418	10		2:20.686
11	0.791	2:20.745	10	1.426	2:21.635	11	1.403	2:23.515
23	1 LAP	2:44.109	248	1 LAP	2:39.378	32	1 LAP	2:39.169
122	6.986	2:22.474	122	10.152	2:23.375	122	13.041	2:25.001
24	1 LAP	2:43.202	40	1 LAP	2:39.525	9	1 LAP	2:39.408
75	1 LAP	2:45.390	56	1 LAP	2:44.979	21	1 LAP	2:39.408
3	21.711	2:22.101	3	26.131	2:24.629	34	1 LAP	2:40.322
29	22.838	2:24.220	23	1 LAP	2:44.366	33	1 LAP	2:40.600
2	41.366	2:27.085	24	1 LAP	2:45.052	248	1 LAP	2:39.672
66	41.781	2:27.336	75	1 LAP	2:43.728	40	1 LAP	2:37.497
12	42.124	2:25.882	29	45.219	2:42.590	3	27.174	2:23.155
25	43.755	2:28.621	2	45.457	2:24.300	56	1 LAP	2:41.665
35	43.947	2:28.148	12	45.739	2:23.824	23	1 LAP	2:43.863
52	1 LAP	2:52.370	66	46.923	2:25.351	12	48.199	2:24.572
110	1 LAP	2:51.854	25	50.190	2:26.644	2	48.438	2:25.093
77	1:07.961	2:33.569	35	50.368	2:26.630	29	50.581	2:27.474
51	1:08.846	2:31.718	51	1:17.955	2:29.318	66	51.369	2:26.558
27	1:09.100	2:31.804	27	1:18.547	2:29.656	25	55.434	2:27.356
26	1:10.859	2:31.477	26	1:20.648	2:29.998	35	55.926	2:27.670
30	1 LAP	2:52.834	77	1:22.522	2:34.770	24	1 LAP	2:44.724
43	1 LAP	2:49.583	52	1 LAP	2:50.907	75	1 LAP	2:44.746
7	1 LAP	2:56.751	110	1 LAP	2:50.948	51	1:25.466	2:29.623
41	1 LAP	2:56.956	43	1 LAP	2:46.383	27	1:26.239	2:29.804
61	1:33.328	2:32.413	30	1 LAP	2:50.915	26	1:27.540	2:29.004
31	1:33.972	2:34.754	61	1:46.520	2:33.401	77	1:31.749	2:31.339
22	1:35.553	2:34.064	31	1:47.768	2:34.005	61	1:57.138	2:32.730
99	1:36.880	2:34.496	22	1:48.512	2:33.168	31	1:59.133	2:33.477
5	1 LAP	2:58.883	99	1:49.276	2:32.605	22	1:59.894	2:33.494
71	1:38.160	2:34.178	71	1:52.011	2:34.060	99	2:00.557	2:33.393
42	1:42.001	3:05.176	7	1 LAP	2:54.571	52	1 LAP	2:52.144
36	1:54.506	2:35.741	41	1 LAP	2:54.553	43	1 LAP	2:48.722
28	2:00.741	2:36.519	36	2:10.790	2:36.493	30	1 LAP	2:53.173
19	2:01.940	2:37.061	5	1 LAP	3:00.145	71	2:19.795	2:49.896
32	2:14.436	2:38.557	28	2:18.295	2:37.763	7	1 LAP	2:53.478
9	2:16.970	2:38.639	19	2:19.595	2:37.864	36	2:27.545	2:38.867
21	2:17.279	2:38.738				41	1 LAP	2:58.416
34	2:18.459	2:39.613				28	2:34.673	2:38.490
33	2:19.019	2:39.433				110	1 LAP	3:25.266
						5	1 LAP	3:43.057
						19	3:46.286	3:48.803

Session Start: 17:01:18 - Finish: 17:22:31
Weather/Track Conditions: Bright / Dry
Circuit: Silverstone Historic Grand Prix
Track Length: 5.857 Km - 3.6394 miles



Silverstone Classic - 29 - 31 Jul 2016

Maserati Trophy for HGPCA Pre '66 Grand Prix Cars

Race 19 - Starting Grid

Sheet No:

Start Time : 17:05 - Heat Duration : 20 Minutes

23	45	14 Richard Wilson	46	4 Andrew Beaumont
22	43	15 Marc Valvekens	44	20 Julia De Baldanza
21	41	129 Paul Woolley	42	45 Scotty Taylor
20	39	5 Richard Pilkington	40	42 Fred Harper
19	37	41 Brian Maile	38	110 Francesco Baldanza
18	35	30 Helmut Gassmann	36	7 Thierry Chanoine
17	33	52 Erik Staes	34	43 Tania Pilkington
16	31	24 Wolfgang Friedrichs	32	75 Niamh Wood
15	29	56 Martin Halusa	30	23 Barry Wood
14	27	248 Klaus Lehr	28	40 Doug Mockett
13	25	34 John Bussey	26	33 Chris Phillips
12	23	9 Steve Russell	24	21 Ian Nuthall
11	21	19 Paul Grant	22	32 Larry Kinch
10	19	36 Tony Best	20	28 Anthony Goddard
9	17	99 John Evans	18	71 Alan Baillie
8	15	31 Guillermo Fierro	16	22 Steve Hart
7	13	77 Geraint Owen	14	61 Rainer Ott
6	11	27 Ed Morris	12	26 Peter Mullen
5	9	35 Richard Tarling	10	51 Matteo Maria Tullio
4	7	66 Sid Hoole	8	25 Tony Wood
3	5	2 Rod Jolley	6	29 Nick Fennell
2	3	122 Peter Horsman	4	3 Barry Cannell
1	1	10 Will Nuthall	2	11 Jon Fairley

ROW

Pole Right

Circuit: Silverstone Historic Grand Prix
Track Length: 5.857 Km - 3.6394 miles

These results are provisional until the conclusion of any judicial and technical matters.

Clerk of the Course:

Timekeeper:

Issued at:



Silverstone Classic - 29 - 31 Jul 2016

Maserati Trophy for HGPCA Pre '66 Grand Prix Cars Race 19 - Classification

Sheet No:

POS	NO	DRIVER/S	CLASS	CLASS POS	CAR MAKE / MODEL	TIME	LAPS	GAP	DIFF	MPH	BEST	ON
1	122	Peter Horsman	12	1	Lotus 18/21	16:37.668	7	-- 7 laps --		91.93	2:21.314	2
2	2	Rod Jolley	7B	1	Cooper T45/51	16:53.995	7	16.327	16.327	90.44	2:23.077	4
3	25	Tony Wood	7A	1	Maserati Tec Mec	17:03.669	7	26.001	9.674	89.59	2:24.198	3
4	66	Sid Hoole	11	1	Cooper T66	17:06.826	7	29.158	3.157	89.32	2:25.670	6
5	27	Ed Morris	10	1	Lotus 18	17:12.565	7	34.897	5.739	88.82	2:25.652	5
6	4	Andrew Beaumont	11	2	Lotus 24	17:34.358	7	56.690	21.793	86.98	2:25.134	6
7	26	Peter Mullen	11	3	BRM P261	17:45.371	7	1:07.703	11.013	86.08	2:28.185	6
8	77	Geraint Owen	8	1	Kurtis 500C	17:48.383	7	1:10.715	3.012	85.84	2:30.892	6
9	22	Steve Hart	6	1	Maserati 250F	17:51.696	7	1:14.028	3.313	85.58	2:31.186	6
10	56	Martin Halusa	6	2	Maserati 250F	17:54.546	7	1:16.878	2.850	85.35	2:31.141	3
11	29	Nick Fennell	11	4	Lotus 25	18:07.062	7	1:29.394	12.516	84.36	2:24.160	6
12	71	Alan Baillie	10	2	Cooper T71/73	18:21.536	7	1:43.868	14.474	83.26	2:32.022	5
13	14	Richard Wilson	7B	2	Cooper T51	18:24.210	7	1:46.542	2.674	83.05	2:30.653	7
14	36	Tony Best	10	3	Lotus 21	18:27.867	7	1:50.199	3.657	82.78	2:33.882	7
15	19	Paul Grant	5	1	Cooper Bristol Mk2	18:30.977	7	1:53.309	3.110	82.55	2:35.913	5
16	75	Eddie McGuire	5	2	Cooper Mk1	18:31.646	7	1:53.978	0.669	82.50	2:35.477	6
17	248	Klaus Lehr	6	3	Maserati 250F	18:32.498	7	1:54.830	0.852	82.44	2:35.121	6
18	21	Ian Nuthall	5	3	Alta F2	18:37.751	7	2:00.083	5.253	82.05	2:36.041	6
19	35	Richard Tarling	10	4	Assegai F1	18:41.118	7	2:03.450	3.367	81.80	2:23.263	6
20	28	Anthony Goddard	10	5	Cooper Alfa T56/69	18:42.275	7	2:04.607	1.157	81.72	2:34.555	6
21	9	Steve Russell	5	4	Cooper Bristol Mk2	18:46.295	7	2:08.627	4.020	81.42	2:38.227	7
22	34	John Bussey	7C	1	Cooper T43	18:56.073	7	2:18.405	9.778	80.72	2:38.869	6
23	23	Barry Wood	5	5	Cooper Bristol Mk1	18:56.736	7	2:19.068	0.663	80.68	2:38.936	6
24	40	Doug Mockett	10	6	Cooper T53	18:57.044	7	2:19.376	0.308	80.65	2:36.197	4
25	33	Chris Phillips	5	6	Cooper Bristol Mk2	19:13.233	7	2:35.565	16.189	79.52	2:39.237	4
26	41	Brian Maile	7C	2	Cooper T41	17:27.403	6	-- 6 laps --	1:00.377	75.05	2:52.339	4
27	110	Francesco Baldanza	10	7	Lola Mk3	17:45.696	6	18.293	18.293	73.76	2:50.953	6
28	30	Helmut Gassmann	6	4	Connaught B Type	17:46.875	6	19.472	1.179	73.68	2:53.532	6
29	5	Richard Pilkington	2	1	Talbot T26 SS	18:04.744	6	37.341	17.869	72.46	2:56.692	4
30	20	Julia De Baldanza	5	7	Alta F1	16:55.113	5	-- 5 laps --	1:50.291	64.53	3:07.942	3
----- NOT CLASSIFIED -----												
DNF	129	Paul Woolley	11		Scirocco BRM F1	16:33.116	6	-- 6 laps --		79.15	2:37.413	4
DNF	51	Matteo Maria Tullio	12		Cooper T51	11:03.829	4	-- 4 laps --	20.241	78.95	2:27.972	2
DNF	10	Will Nuthall	7B		Cooper T53	4:55.120	2	-- 2 laps --		88.79	2:24.792	1
DNF	61	Rainer Ott	12		Cooper T53	6:09.575	2	1:14.455	1:14.455	70.90	2:41.870	1
DNF	3	Barry Cannell	7B		Cooper T51	2:42.268	1	-- 1 laps --	0.398	80.74		
DNF	99	John Evans	12		Brabham BT4	3:24.637	1	42.369	42.369	64.02		
DNF	15	Marc Valvekens	8		Aston DBR4/4							
DNF	31	Guillermo Fierro	6		Maserati 250F							

Cars 7, 11, 32, 42, 43, 45, 52 - Non Starters in restarted race.
Car 24 - Non Starter

Session Start: 17:20:54 - Finish: 17:37:27
Weather/Track Conditions: Bright / Dry
Circuit: Silverstone Historic Grand Prix
Track Length: 5.857 Km - 3.6394 miles

These results are provisional until the conclusion of any judicial and technical matters.

Clerk of the Course:

Timekeeper:

Issued at:



Silverstone Classic - 29 - 31 Jul 2016

Maserati Trophy for HGPCA Pre '66 Grand Prix Cars

Race 19 - Classification

Sheet No:

----- FASTEST LAP SUMMARY -----

NO	DRIVER/S	CLASS	CAR MAKE / MODEL	FASTEST LAP	ON	MPH
122	Peter Horsman	12	Lotus 18/21	2:21.314	2	92.71
2	Rod Jolley	7B	Cooper T45/51	2:23.077	4	91.57
35	Richard Tarling	10	Assegai F1	2:23.263	6	91.45
29	Nick Fennell	11	Lotus 25	2:24.160	6	90.88
25	Tony Wood	7A	Maserati Tec Mec	2:24.198	3	90.86
77	Geraint Owen	8	Kurtis 500C	2:30.892	6	86.83
56	Martin Halusa	6	Maserati 250F	2:31.141	3	86.69
75	Eddie McGuire	5	Cooper Mk1	2:35.477	6	84.27
34	John Bussey	7C	Cooper T43	2:38.869	6	82.47
5	Richard Pilkington	2	Talbot T26 SS	2:56.692	4	74.15

Cars 7, 11, 32, 42, 43, 45, 52 - Non Starters in restarted race.
Car 24 - Non Starter

Session Start: 17:20:54 - Finish: 17:37:27
Weather/Track Conditions: Bright / Dry
Circuit: Silverstone Historic Grand Prix
Track Length: 5.857 Km - 3.6394 miles

These results are provisional until the conclusion of any judicial and technical matters.

Clerk of the Course:

Timekeeper:

Issued at:

Silverstone Classic - 29 - 31 Jul 2016

Maserati Trophy for HGPCA Pre '66 Grand Prix Cars

Race 19 - Sector Analysis

2 Rod Jolley (7B)									Cooper T45/51										
lap	Sect-1	Speed	Sect-2	Speed	Sect-3	Speed	TopSpeed	laptime	pit	lap	Sect-1	Speed	Sect-2	Speed	Sect-3	Speed	Topspeed	laptime	pit
1				140.4	27.550	95.9		2:27.754		5	44.575	131.1	1:11.370	140.1	28.496	95.2		2:24.441	
2	44.352	131.1	1:11.502	140.7	27.761	95.5		2:23.615		6	45.970	131.6	1:12.326	141.0	27.658	96.8		2:25.954	
3	44.480	127.8	1:11.238	130.8	28.416	95.3		2:24.134		7	44.720	131.8	1:11.407	140.7	28.893	86.0		2:25.020	
4	44.215	131.3	1:11.191	139.8	27.671	94.3		2:23.077		8									

3 Barry Cannell (7B)									Cooper T51										
lap	Sect-1	Speed	Sect-2	Speed	Sect-3	Speed	TopSpeed	laptime	pit	lap	Sect-1	Speed	Sect-2	Speed	Sect-3	Speed	Topspeed	laptime	pit
1				100.9				2:42.268		2									

4 Andrew Beaumont (11)									Lotus 24										
lap	Sect-1	Speed	Sect-2	Speed	Sect-3	Speed	TopSpeed	laptime	pit	lap	Sect-1	Speed	Sect-2	Speed	Sect-3	Speed	Topspeed	laptime	pit
1		123.8	1:16.605	133.9	28.294	93.9		2:45.593		5	46.757	122.9	1:12.707	131.3	27.385	90.6		2:26.849	
2	45.156	125.9	1:13.756	132.4	28.343	92.8		2:27.255		6	45.426	122.7	1:12.043	132.4	27.665	90.7		2:25.134	
3	46.770	119.0	1:14.685	135.8	29.147	90.0		2:30.602		7	46.081	125.2	1:13.398	131.3	27.913	89.4		2:27.392	
4	46.626	121.4	1:15.175	130.8	29.732	90.4		2:31.533		8									

5 Richard Pilkington (2)									Talbot T26 SS										
lap	Sect-1	Speed	Sect-2	Speed	Sect-3	Speed	TopSpeed	laptime	pit	lap	Sect-1	Speed	Sect-2	Speed	Sect-3	Speed	Topspeed	laptime	pit
1		94.9	1:31.569	99.6	33.936	75.8		3:11.702		4	54.636	96.1	1:28.516	101.2	33.540	76.5		2:56.692	
2	56.532	92.7	1:29.204	100.2	33.469	77.4		2:59.205		5	56.649	93.6	1:29.946	100.3	33.775	76.9		3:00.370	
3	54.913	94.8	1:29.045	100.2	32.895	77.8		2:56.853		6	56.643	94.1	1:29.748	100.3	33.531	76.1		2:59.922	

9 Steve Russell (5)									Cooper Bristol Mk2										
lap	Sect-1	Speed	Sect-2	Speed	Sect-3	Speed	TopSpeed	laptime	pit	lap	Sect-1	Speed	Sect-2	Speed	Sect-3	Speed	Topspeed	laptime	pit
1		112.2	1:20.043	119.4	30.596	84.3		2:53.096		5	49.047	110.9	1:19.544	119.8	30.009	81.1		2:38.600	
2	49.270	114.5	1:19.724	119.2	30.108	82.1		2:39.102		6	49.323	112.4	1:19.559	116.9	30.201	84.5		2:39.083	
3	49.463	114.1	1:20.090	117.3	30.063	81.8		2:39.616		7	49.285	112.2	1:18.872	117.9	30.070	79.8		2:38.227	
4	49.597	113.2	1:19.193	118.8	29.781	85.6		2:38.571		8									

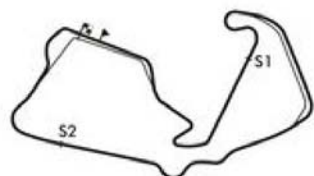
10 Will Nuthall (7B)									Cooper T53										
lap	Sect-1	Speed	Sect-2	Speed	Sect-3	Speed	TopSpeed	laptime	pit	lap	Sect-1	Speed	Sect-2	Speed	Sect-3	Speed	Topspeed	laptime	pit
1				138.4	27.067	97.8		2:24.792		2	43.978	122.0	1:10.131	140.1				2:30.328	

14 Richard Wilson (7B)									Cooper T51										
lap	Sect-1	Speed	Sect-2	Speed	Sect-3	Speed	TopSpeed	laptime	pit	lap	Sect-1	Speed	Sect-2	Speed	Sect-3	Speed	Topspeed	laptime	pit
1		96.4	1:20.504	115.3	32.078	87.0		2:57.188		5	47.648	109.1	1:18.669	120.9	29.743	94.1		2:36.060	
2	48.425	115.1	1:17.714	120.5	30.784	92.3		2:36.923		6	46.793	113.4	1:16.661	132.1	29.314	92.2		2:32.768	
3	47.608	122.9	1:15.915	122.5	31.066	89.6		2:34.589		7	47.060	109.7	1:14.318	127.1	29.275	91.4		2:30.653	
4	48.031	118.8	1:16.503	125.7	31.495	92.2		2:36.029		8									

15 Marc Valvekens (8)									Aston DBR4/4										
lap	Sect-1	Speed	Sect-2	Speed	Sect-3	Speed	TopSpeed	laptime	pit	lap	Sect-1	Speed	Sect-2	Speed	Sect-3	Speed	Topspeed	laptime	pit

19 Paul Grant (5)									Cooper Bristol Mk2										
lap	Sect-1	Speed	Sect-2	Speed	Sect-3	Speed	TopSpeed	laptime	pit	lap	Sect-1	Speed	Sect-2	Speed	Sect-3	Speed	Topspeed	laptime	pit
1				118.1	29.643	86.8		2:45.224		5	48.568	111.8	1:18.014	117.1	29.331	85.1		2:35.913	
2	51.205	107.0	1:19.002	116.9	30.246	84.8		2:40.453		6	48.540	112.0	1:18.372	117.3	29.937	84.8		2:36.849	
3	49.096	108.9	1:19.000	117.5	30.440	84.1		2:38.536		7	48.972	107.9	1:18.215	117.5	29.213	86.5		2:36.400	
4	49.120	113.9	1:17.966	116.5	30.516	85.1		2:37.602		8									

20 Julia De Baldanza (5)									Alfa F1										
lap	Sect-1	Speed	Sect-2	Speed	Sect-3	Speed	TopSpeed	laptime	pit	lap	Sect-1	Speed	Sect-2	Speed	Sect-3	Speed	Topspeed	laptime	pit
1		86.4	1:36.041	99.1	37.082	74.3		4:11.040		4	57.395	94.4	1:34.156	89.0	39.691	73.7		3:11.242	
2	59.037	89.2	1:35.130	93.1	38.178	75.1		3:12.345		5	1:00.400	87.4	1:34.063	96.4	38.081	67.1		3:12.544	
3	57.749	96.6	1:33.631	93.6	36.562	74.0		3:07.942		6									



Session Start: 17:20:54 - Finish: 17:37:27

Weather/Track Conditions:

Circuit: Silverstone Historic Grand Prix

Track Length: 5.857 Km - 3.6394 miles

Silverstone Classic - 29 - 31 Jul 2016

Maserati Trophy for HGPCA Pre '66 Grand Prix Cars

Race 19 - Sector Analysis

21 Ian Nuthall (5)									Alfa F2								
lap	Sect-1	Speed	Sect-2	Speed	Sect-3	Speed	TopSpeed	laptime pit	lap	Sect-1	Speed	Sect-2	Speed	Sect-3	Speed	Topspeed	laptime pit
1		112.0	1:20.049	119.8	28.898	83.6		2:50.037	5	49.236	109.8	1:18.683	116.5	28.967	86.5		2:36.886
2	49.203	105.8	1:18.888	118.8	30.504	87.0		2:38.595	6	48.743	112.4	1:18.615	116.5	28.683	82.8		2:36.041
3	49.081	114.3	1:19.791	117.1	29.819	86.6		2:38.691	7	49.403	110.6	1:18.706	114.9	29.278	73.3		2:37.387
4	49.430	113.9	1:21.730	115.5	28.954	85.9		2:40.114	8								

22 Steve Hart (6)									Maserati 250F								
lap	Sect-1	Speed	Sect-2	Speed	Sect-3	Speed	TopSpeed	laptime pit	lap	Sect-1	Speed	Sect-2	Speed	Sect-3	Speed	Topspeed	laptime pit
1				132.1	29.525	90.6		2:40.127	5	47.528	119.0	1:15.670	133.9	29.022	91.9		2:32.220
2	47.526	121.1	1:14.892	136.7	29.459	91.2		2:31.877	6	46.964	125.0	1:15.422	134.2	28.800	90.7		2:31.186
3	46.949	124.7	1:14.990	137.8	29.412	86.7		2:31.351	7	47.356	122.9	1:14.597	133.4	30.046	88.4		2:31.999
4	47.773	125.0	1:15.711	135.8	29.452	86.5		2:32.936	8								

23 Barry Wood (5)									Cooper Bristol Mk1								
lap	Sect-1	Speed	Sect-2	Speed	Sect-3	Speed	TopSpeed	laptime pit	lap	Sect-1	Speed	Sect-2	Speed	Sect-3	Speed	Topspeed	laptime pit
1				118.6	30.650	83.1		2:51.574	5	49.638	112.0	1:19.357	117.5	30.843	83.5		2:39.838
2	50.005	111.5	1:21.423	113.9	32.377	83.2		2:43.805	6	49.448	114.7	1:19.211	114.5	30.277	84.8		2:38.936
3	49.896	110.9	1:20.269	114.3	31.425	83.2		2:41.590	7	50.928	112.0	1:19.161	119.6	30.209	81.0		2:40.298
4	50.071	112.4	1:19.831	118.1	30.793	83.4		2:40.695	8								

25 Tony Wood (7A)									Maserati Tec Mec								
lap	Sect-1	Speed	Sect-2	Speed	Sect-3	Speed	TopSpeed	laptime pit	lap	Sect-1	Speed	Sect-2	Speed	Sect-3	Speed	Topspeed	laptime pit
1				135.6	27.657	91.7		2:29.237	5	45.624	125.9	1:12.877	134.8	27.514	91.2		2:26.015
2	44.574	129.3	1:12.093	135.0	27.648	91.1		2:24.315	6	46.039	125.4	1:13.432	134.8	27.546	91.7		2:27.017
3	44.803	129.3	1:11.986	134.5	27.409	91.9		2:24.198	7	45.087	128.1	1:13.514	126.4	28.070	88.9		2:26.671
4	45.074	126.9	1:13.108	132.1	28.034	89.8		2:26.216	8								

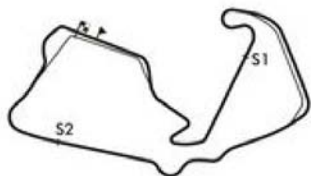
26 Peter Mullen (11)									BRM P261								
lap	Sect-1	Speed	Sect-2	Speed	Sect-3	Speed	TopSpeed	laptime pit	lap	Sect-1	Speed	Sect-2	Speed	Sect-3	Speed	Topspeed	laptime pit
1				128.1	29.100	91.2		2:40.668	5	47.577	123.1	1:14.009	128.6	27.756	89.8		2:29.342
2	47.990	120.9	1:15.553	129.3	28.294	92.9		2:31.837	6	47.047	122.0	1:13.525	130.6	27.613	91.2		2:28.185
3	47.573	118.4	1:15.196	129.6	28.663	90.6		2:31.432	7	47.090	121.8	1:15.713	125.9	29.633	80.8		2:32.436
4	47.106	123.1	1:15.201	126.4	29.164	87.6		2:31.471	8								

27 Ed Morris (10)									Lotus 18								
lap	Sect-1	Speed	Sect-2	Speed	Sect-3	Speed	TopSpeed	laptime pit	lap	Sect-1	Speed	Sect-2	Speed	Sect-3	Speed	Topspeed	laptime pit
1				122.2	27.978	90.6		2:33.850	5	45.509	117.7	1:13.152	122.7	26.991	92.6		2:25.652
2	45.777	117.5	1:13.732	121.6	27.838	90.6		2:27.347	6	45.097	118.4	1:15.186	122.5	27.019	91.9		2:27.302
3	45.569	117.9	1:13.177	122.2	27.234	92.3		2:25.980	7	45.221	117.7	1:13.960	122.9	27.262	91.3		2:26.443
4	45.435	117.9	1:13.318	122.0	27.238	91.9		2:25.991	8								

28 Anthony Goddard (10)									Cooper Alfa T56/69								
lap	Sect-1	Speed	Sect-2	Speed	Sect-3	Speed	TopSpeed	laptime pit	lap	Sect-1	Speed	Sect-2	Speed	Sect-3	Speed	Topspeed	laptime pit
1		102.3	1:23.486	119.8	31.252	84.4		3:02.847	5	48.998	102.5	1:17.371	120.7	30.176	89.4		2:36.545
2	51.590	107.4	1:18.505	120.1	30.147	88.7		2:40.242	6	48.178	108.8	1:16.732	120.1	29.645	88.4		2:34.555
3	48.669	99.0	1:18.018	121.6	30.116	89.2		2:36.803	7	48.182	109.1	1:16.600	123.6	30.223	85.5		2:35.005
4	48.322	110.0	1:17.378	120.7	30.578	87.5		2:36.278	8								

29 Nick Fennell (11)									Lotus 25								
lap	Sect-1	Speed	Sect-2	Speed	Sect-3	Speed	TopSpeed	laptime pit	lap	Sect-1	Speed	Sect-2	Speed	Sect-3	Speed	Topspeed	laptime pit
1		105.7	1:17.435	129.6	29.747	82.7		3:01.386	5	45.353	125.7	1:12.592	131.8	27.613	92.2		2:25.558
2	45.213	127.3	1:16.893	131.8	28.934	89.5		2:31.040	6	44.954	126.6	1:12.048	133.4	27.158	90.0		2:24.160
3	46.226	125.4	1:16.046	128.8	30.105	90.8		2:32.377	7	45.396	127.1	1:12.284	135.8				2:45.288
4	45.994	125.2	1:12.735	131.1	28.524	89.8		2:27.253	8								

30 Helmut Gassmann (6)									Connaught B Type								
lap	Sect-1	Speed	Sect-2	Speed	Sect-3	Speed	TopSpeed	laptime pit	lap	Sect-1	Speed	Sect-2	Speed	Sect-3	Speed	Topspeed	laptime pit
1		99.1	1:30.676	111.7	34.724	71.4		3:11.371	4	54.236	109.1	1:26.451	110.2	33.597	75.0		2:54.284
2	55.865	109.1	1:27.315	107.4	35.123	76.1		2:58.303	5	55.134	110.9	1:26.026	114.7	32.851	77.7		2:54.011
3	53.708	101.5	1:27.870	112.4	33.796	73.1		2:55.374	6	54.748	105.5	1:24.173	118.8	34.611	75.4		2:53.532



Session Start: 17:20:54 - Finish: 17:37:27

Weather/Track Conditions:

Circuit: Silverstone Historic Grand Prix

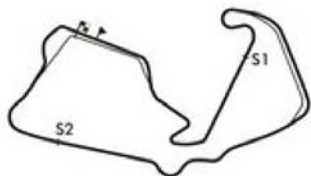
Track Length: 5.857 Km - 3.6394 miles

Silverstone Classic - 29 - 31 Jul 2016

Maserati Trophy for HGPCA Pre '66 Grand Prix Cars

Race 19 - Sector Analysis

31 Guillermo Fierro (6)									Maserati 250F											
lap	Sect-1	Speed	Sect-2	Speed	Sect-3	Speed	TopSpeed	laptime	pit	lap	Sect-1	Speed	Sect-2	Speed	Sect-3	Speed	Topspeed	laptime	pit	
33 Chris Phillips (5)									Cooper Bristol Mk2											
1		97.7	1:23.375	117.5	31.846	78.8		3:01.214		5	50.225	109.1	1:19.421	118.1	30.096	82.0			2:39.742	
2	51.379	108.2	1:20.356	117.7	31.396	82.4		2:43.131		6	51.354	110.6	1:20.045	118.4	30.266	82.5			2:41.665	
3	52.031	106.2	1:20.188	118.4	29.818	82.0		2:42.037		7	52.110	93.6	1:22.164	113.2	31.933	73.4			2:46.207	
4	50.133	110.9	1:19.131	118.1	29.973	82.3		2:39.237		8										
34 John Bussey (7C)									Cooper T43											
1				113.2	31.271	79.0		2:52.131		5	50.717	108.4	1:19.251	114.3	30.668	83.0			2:40.636	
2	50.197	109.7	1:21.430	115.1	31.948	79.6		2:43.575		6	49.854	108.9	1:19.026	113.7	29.989	81.8			2:38.869	
3	50.395	110.0	1:19.791	115.3	30.103	81.2		2:40.289		7	49.605	107.9	1:20.480	113.4	30.795	75.4			2:40.880	
4	49.756	108.8	1:19.539	113.2	30.398	79.9		2:39.693		8										
35 Richard Tarling (10)									Assegai F1											
1				130.6	27.405	93.1		2:36.197		5	45.671	122.0	1:12.398	127.8	26.929	92.6			2:24.998	
2	44.874	124.3	1:12.341	123.6	27.244	92.4		2:24.459		6	44.766	123.1	1:11.790	129.8	26.707	92.2			2:23.263	
3	45.068	113.9	1:12.344	126.9	26.931	93.1		2:24.343		7	44.659	125.9	1:16.206	68.7	2:02.289	2.2			4:03.154	
4	45.225	123.6	1:12.366	127.8	27.113	90.4		2:24.704		8										
36 Tony Best (10)									Lotus 21											
1				120.7	31.185	87.0		2:47.510		5	48.517	108.1	1:17.474	110.7	29.827	90.3			2:35.818	
2	49.030	107.7	1:18.997	119.6	30.933	87.2		2:38.960		6	47.683	117.7	1:17.706	123.1	29.659	89.7			2:35.048	
3	49.383	115.9	1:18.148	124.5	31.684	86.6		2:39.215		7	47.849	113.2	1:16.456	123.1	29.577	82.2			2:33.882	
4	48.431	118.6	1:18.199	126.1	30.804	89.5		2:37.434		8										
40 Doug Mockett (10)									Cooper T53											
1		100.9	1:23.345	116.5	31.298	86.3		3:02.097		5	49.446	111.5	1:19.557	118.1	29.949	88.3			2:38.952	
2	50.975	109.7	1:20.581	120.1	31.075	87.0		2:42.631		6	49.156	113.2	1:18.163	117.5	30.176	86.8			2:37.495	
3	51.716	107.0	1:18.522	115.7	29.059	88.8		2:39.297		7	51.355	110.9	1:18.783	119.4	30.237	83.6			2:40.375	
4	49.298	110.9	1:17.222	117.7	29.677	87.5		2:36.197		8										
41 Brian Maile (7C)									Cooper T41											
1		103.7	1:24.641	111.7	32.493	78.2		3:01.043		4	54.269	100.2	1:24.765	110.0	33.305	74.4			2:52.339	
2	53.710	103.9	1:24.844	109.1	33.982	71.8		2:52.536		5	54.265	101.5	1:26.112	108.1	33.123	76.0			2:53.500	
3	55.378	98.7	1:25.325	110.2	33.624	76.7		2:54.327		6	54.944	104.0	1:24.369	110.0	34.345	76.4			2:53.658	
51 Matteo Maria Tullio (12)									Cooper T51											
1				136.7	29.459	94.8		2:38.763		3	46.090	125.7	1:14.231	134.5	28.995	89.5			2:29.316	
2	45.593	127.3	1:13.634	135.6	28.745	94.8		2:27.972		4	46.449	123.1	1:40.032	33.6					3:27.778	
56 Martin Halusa (6)									Maserati 250F											
1				134.8	29.128	90.0		2:42.564		5	47.630	118.4	1:15.747	131.1	29.109	89.2			2:32.486	
2	46.878	128.1	1:15.518	128.6	29.115	88.2		2:31.511		6	47.501	118.6	1:15.028	133.4	29.247	84.4			2:31.776	
3	47.108	114.3	1:15.088	132.4	28.945	91.6		2:31.141		7	47.580	109.3	1:16.022	130.3	30.012	80.4			2:33.614	
4	47.353	118.8	1:15.185	132.6	28.916	90.3		2:31.454		8										
61 Rainer Ott (12)									Cooper T53											
1				118.1	31.670	77.1		2:41.870		2	55.736	78.8	1:45.011	77.6					3:27.705	



Session Start: 17:20:54 - Finish: 17:37:27

Weather/Track Conditions:

Circuit: Silverstone Historic Grand Prix

Track Length: 5.857 Km - 3.6394 miles

Silverstone Classic - 29 - 31 Jul 2016

Maserati Trophy for HGPCA Pre '66 Grand Prix Cars

Race 19 - Sector Analysis

66 Sid Hoole (11)									Cooper T66										
lap	Sect-1	Speed	Sect-2	Speed	Sect-3	Speed	TopSpeed	laptime	pit	lap	Sect-1	Speed	Sect-2	Speed	Sect-3	Speed	Topspeed	laptime	pit
1				136.1	28.004	93.9		2:31.619		5	46.048	127.3	1:12.604	135.0	27.223	96.1		2:25.875	
2	45.900	123.6	1:12.264	133.7	27.721	90.3		2:25.885		6	46.344	125.7	1:12.019	135.8	27.307	92.7		2:25.670	
3	45.400	124.7	1:12.010	133.9	28.443	88.4		2:25.853		7	46.249	125.9	1:11.847	133.2	27.637	91.2		2:25.733	
4	45.681	127.3	1:12.693	133.2	27.817	86.8		2:26.191		8									

71 Alan Baillie (10)									Cooper T71/73										
lap	Sect-1	Speed	Sect-2	Speed	Sect-3	Speed	TopSpeed	laptime	pit	lap	Sect-1	Speed	Sect-2	Speed	Sect-3	Speed	Topspeed	laptime	pit
1		112.2	1:18.911	132.9	29.825	83.4		2:55.482		5	47.262	117.7	1:15.743	129.3	29.017	83.5		2:32.022	
2	48.371	119.4	1:17.617	130.1	29.597	83.7		2:35.585		6	47.851	118.8	1:16.195	129.8	29.467	81.6		2:33.513	
3	47.870	119.6	1:16.274	126.1	31.328	84.7		2:35.472		7	48.196	120.5	1:16.707	128.3	30.193	83.4		2:35.096	
4	47.628	126.6	1:17.006	133.2	29.732	84.9		2:34.366		8									

75 Eddie McGuire (5)									Cooper Mk1										
lap	Sect-1	Speed	Sect-2	Speed	Sect-3	Speed	TopSpeed	laptime	pit	lap	Sect-1	Speed	Sect-2	Speed	Sect-3	Speed	Topspeed	laptime	pit
1				118.1	30.058	87.3		2:48.850		5	48.589	112.2	1:19.037	118.4	29.264	87.4		2:36.890	
2	49.263	108.4	1:18.711	118.8	30.132	87.7		2:38.106		6	48.294	113.9	1:17.923	119.0	29.260	87.4		2:35.477	
3	48.770	112.4	1:18.254	120.1	30.684	83.0		2:37.708		7	49.300	110.6	1:17.801	119.6	29.453	85.4		2:36.554	
4	48.857	113.2	1:18.436	119.2	30.768	87.5		2:38.061		8									

77 Geraint Owen (8)									Kurtis 500C										
lap	Sect-1	Speed	Sect-2	Speed	Sect-3	Speed	TopSpeed	laptime	pit	lap	Sect-1	Speed	Sect-2	Speed	Sect-3	Speed	Topspeed	laptime	pit
1				129.8	30.302	90.6		2:38.526		5	48.461	112.6	1:14.204	135.8	28.920	92.4		2:31.585	
2	48.147	121.8	1:15.508	141.6	29.181	92.4		2:32.836		6	46.947	119.4	1:14.708	135.0	29.237	91.8		2:30.892	
3	46.887	126.4	1:14.762	135.8	29.712	92.6		2:31.361		7	46.613	128.3	1:15.041	141.6	29.444	90.1		2:31.098	
4	47.060	123.1	1:15.479	136.7	29.546	91.3		2:32.085		8									

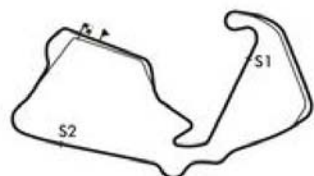
99 John Evans (12)									Brabham BT4										
lap	Sect-1	Speed	Sect-2	Speed	Sect-3	Speed	TopSpeed	laptime	pit	lap	Sect-1	Speed	Sect-2	Speed	Sect-3	Speed	Topspeed	laptime	pit
1		80.8	1:31.506	87.5				3:24.637		2									

110 Francesco Baldanza (10)									Lola Mk3										
lap	Sect-1	Speed	Sect-2	Speed	Sect-3	Speed	TopSpeed	laptime	pit	lap	Sect-1	Speed	Sect-2	Speed	Sect-3	Speed	Topspeed	laptime	pit
1		103.2	1:28.860	110.6	34.964	75.7		3:07.968		4	54.388	102.0	1:26.409	106.9	33.825	73.7		2:54.622	
2	55.376	94.1	1:29.011	108.8	35.399	77.9		2:59.786		5	54.521	101.7	1:25.424	111.1	34.063	81.4		2:54.008	
3	54.719	87.3	1:29.425	106.9	34.215	77.4		2:58.359		6	52.769	108.2	1:23.366	117.1	34.818	73.0		2:50.953	

122 Peter Horsman (12)									Lotus 18/21										
lap	Sect-1	Speed	Sect-2	Speed	Sect-3	Speed	TopSpeed	laptime	pit	lap	Sect-1	Speed	Sect-2	Speed	Sect-3	Speed	Topspeed	laptime	pit
1				140.7	27.102	97.4		2:24.363		5	43.911	133.4	1:11.505	138.1	27.380	95.1		2:22.796	
2	44.172	132.6	1:10.106	140.7	27.036	96.7		2:21.314		6	43.926	133.9	1:11.376	140.1	27.345	91.6		2:22.647	
3	43.766	134.2	1:11.371	138.9	27.058	95.6		2:22.195		7	44.493	133.4	1:10.975	140.1	27.044	96.3		2:22.512	
4	44.119	132.9	1:10.443	139.8	27.279	95.7		2:21.841		8									

129 Paul Woolley (11)									Scirocco BRM F1										
lap	Sect-1	Speed	Sect-2	Speed	Sect-3	Speed	TopSpeed	laptime	pit	lap	Sect-1	Speed	Sect-2	Speed	Sect-3	Speed	Topspeed	laptime	pit
1				116.9	30.927	89.4		2:47.855		4	49.183	115.3	1:17.721	117.9	30.509	90.2		2:37.413	
2	49.222	105.2	1:19.156	119.2	31.221	89.8		2:39.599		5	48.589	113.7	1:19.791	115.1	30.251	87.3		2:38.631	
3	48.984	108.1	1:18.654	116.3	31.083	87.0		2:38.721		6	48.545	111.8	1:34.059	57.6				3:10.897	

248 Klaus Lehr (6)									Maserati 250F										
lap	Sect-1	Speed	Sect-2	Speed	Sect-3	Speed	TopSpeed	laptime	pit	lap	Sect-1	Speed	Sect-2	Speed	Sect-3	Speed	Topspeed	laptime	pit
1				129.1	29.790	88.4		2:49.259		5	48.084	115.9	1:18.068	130.3	30.216	92.1		2:36.368	
2	49.297	98.0	1:18.668	122.2	30.954	90.1		2:38.919		6	47.776	115.7	1:17.588	126.9	29.757	88.3		2:35.121	
3	48.828	113.2	1:19.506	129.3	30.544	86.1		2:38.878		7	47.925	112.6	1:18.381	129.6	29.525	90.0		2:35.831	
4	48.797	111.8	1:18.439	128.3	30.886	86.3		2:38.122		8									



Session Start: 17:20:54 - Finish: 17:37:27

Weather/Track Conditions:

Circuit: Silverstone Historic Grand Prix

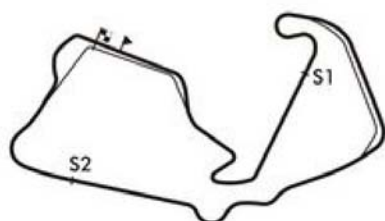
Track Length: 5.857 Km - 3.6394 miles

Silverstone Classic - 29 - 31 Jul 2016

Maserati Trophy for HGPCA Pre '66 Grand Prix Cars

Race 19 - Best Sector Times

POS	NO	DRIVER/S	Sector 1			Sector 2			Sector 3			IDEAL LAP	BEST LAP	On
			TIME	LAP	POS	TIME	LAP	POS	TIME	LAP	POS			
1	122	Peter Horsman	43.766	3	1	1:10.106	2	1	27.036	2	3	2:20.908	2:21.314	2
2	2	Rod Jolley	44.215	4	3	1:11.191	4	3	27.550	1	9	2:22.956	2:23.077	4
3	25	Tony Wood	44.574	2	4	1:11.986	3	6	27.409	3	8	2:23.969	2:24.198	3
4	66	Sid Hoole	45.400	3	9	1:11.847	7	5	27.223	5	6	2:24.470	2:25.670	6
5	27	Ed Morris	45.097	6	7	1:13.152	5	9	26.991	5	2	2:25.240	2:25.652	5
6	4	Andrew Beaumont	45.156	2	8	1:12.043	6	7	27.385	5	7	2:24.584	2:25.134	6
7	26	Peter Mullen	47.047	6	15	1:13.525	6	10	27.613	6	10	2:28.185	2:28.185	6
8	77	Geraint Owen	46.613	7	11	1:14.204	5	12	28.920	5	15	2:29.737	2:30.892	6
9	22	Steve Hart	46.949	3	14	1:14.597	7	14	28.800	6	13	2:30.346	2:31.186	6
10	56	Martin Halusa	46.878	2	13	1:15.028	6	15	28.916	4	14	2:30.822	2:31.141	3
11	29	Nick Fennell	44.954	6	6	1:12.048	6	8	27.158	6	5	2:24.160	2:24.160	6
12	71	Alan Baillie	47.262	5	16	1:15.743	5	16	29.017	5	16	2:32.022	2:32.022	5
13	14	Richard Wilson	46.793	6	12	1:14.318	7	13	29.275	7	20	2:30.386	2:30.653	7
14	36	Tony Best	47.683	6	17	1:16.456	7	17	29.577	7	22	2:33.716	2:33.882	7
15	19	Paul Grant	48.540	6	21	1:17.966	4	24	29.213	7	18	2:35.719	2:35.913	5
16	75	Eddie McGuire	48.294	6	20	1:17.801	7	23	29.260	6	19	2:35.355	2:35.477	6
17	248	Klaus Lehr	47.776	6	18	1:17.588	6	21	29.525	7	21	2:34.889	2:35.121	6
18	21	Ian Nuthall	48.743	6	23	1:18.615	6	26	28.683	6	11	2:36.041	2:36.041	6
19	35	Richard Tarling	44.659	7	5	1:11.790	6	4	26.707	6	1	2:23.156	2:23.263	6
20	28	Anthony Goddard	48.178	6	19	1:16.600	7	19	29.645	6	23	2:34.423	2:34.555	6
21	9	Steve Russell	49.047	5	24	1:18.872	7	27	29.781	4	24	2:37.700	2:38.227	7
22	34	John Bussey	49.605	7	27	1:19.026	6	28	29.989	6	26	2:38.620	2:38.869	6
23	23	Barry Wood	49.448	6	26	1:19.161	7	30	30.209	7	27	2:38.818	2:38.936	6
24	40	Doug Mockett	49.156	6	25	1:17.222	4	20	29.059	3	17	2:35.437	2:36.197	4
25	33	Chris Phillips	50.133	4	28	1:19.131	4	29	29.818	3	25	2:39.082	2:39.237	4
26	129	Paul Woolley	48.545	6	22	1:17.721	4	22	30.251	5	28	2:36.517	2:37.413	4
27	41	Brian Maile	53.710	2	31	1:24.369	6	33	32.493	1	30	2:50.572	2:52.339	4
28	110	Francesco Baldanza	52.769	6	29	1:23.366	6	31	33.825	4	33	2:49.960	2:50.953	6
29	30	Helmut Gassmann	53.708	3	30	1:24.173	6	32	32.851	5	31	2:50.732	2:53.532	6
30	5	Richard Pilkington	54.636	4	32	1:28.516	4	34	32.895	3	32	2:56.047	2:56.692	4
31	20	Julia De Baldanza	57.395	4	34	1:33.631	3	36	36.562	3	34	3:07.588	3:07.942	3
32	51	Matteo Maria Tullio	45.593	2	10	1:13.634	2	11	28.745	2	12	2:27.972	2:27.972	2
33	10	Will Nuthall	43.978	2	2	1:10.131	2	2	27.067	1	4	2:21.176	2:24.792	1
34	61	Rainer Ott	55.736	2	33	1:16.587	1	18	31.670	1	29	2:43.993	2:41.870	1
35	3	Barry Cannell	1:57.530	1	36	1:18.101	1	25						
36	99	John Evans	2:05.473	1	37	1:31.506	1	35						
37	15	Marc Valvekens												
38	31	Guillermo Fierro												



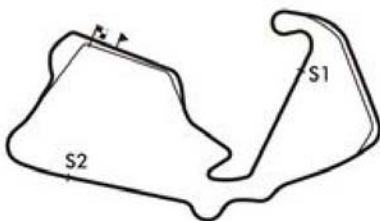
Session Start: 17:20:54 - Finish: 17:37:27
Weather/Track Conditions: Bright / Dry
Circuit: Silverstone Historic Grand Prix
Track Length: 5.857 Km - 3.6394 miles

Silverstone Classic - 29 - 31 Jul 2016

Maserati Trophy for HGPCA Pre '66 Grand Prix Cars

Race 19 - Best Sector Speeds

	NO	SECTOR 1	MPH	NO	SECTOR 2	MPH	NO	SECTOR 3	MPH
1	122	Peter Horsman	134.2	77	Geraint Owen	141.6	10	Will Nuthall	97.8
2	2	Rod Jolley	131.8	2	Rod Jolley	141.0	122	Peter Horsman	97.4
3	25	Tony Wood	129.3	122	Peter Horsman	140.7	2	Rod Jolley	96.8
4	77	Geraint Owen	128.3	10	Will Nuthall	140.1	66	Sid Hoole	96.1
5	56	Martin Halusa	128.1	22	Steve Hart	137.8	51	Matteo Maria Tullio	94.8
6	29	Nick Fennell	127.3	51	Matteo Maria Tullio	136.7	14	Richard Wilson	94.1
7	51	Matteo Maria Tullio	127.3	66	Sid Hoole	136.1	4	Andrew Beaumont	93.9
8	66	Sid Hoole	127.3	4	Andrew Beaumont	135.8	35	Richard Tarling	93.1
9	10	Will Nuthall	127.1	29	Nick Fennell	135.8	26	Peter Mullen	92.9
10	22	Steve Hart	127.1	25	Tony Wood	135.6	27	Ed Morris	92.6
11	71	Alan Baillie	126.6	56	Martin Halusa	134.8	77	Geraint Owen	92.6
12	4	Andrew Beaumont	125.9	71	Alan Baillie	133.2	29	Nick Fennell	92.2
13	35	Richard Tarling	125.9	14	Richard Wilson	132.1	248	Klaus Lehr	92.1
14	26	Peter Mullen	123.1	26	Peter Mullen	130.6	22	Steve Hart	91.9
15	14	Richard Wilson	122.9	35	Richard Tarling	130.6	25	Tony Wood	91.9
16	36	Tony Best	118.6	248	Klaus Lehr	130.3	56	Martin Halusa	91.6
17	27	Ed Morris	118.4	36	Tony Best	126.1	36	Tony Best	90.3
18	248	Klaus Lehr	115.9	28	Anthony Goddard	123.6	129	Paul Woolley	90.2
19	129	Paul Woolley	115.3	27	Ed Morris	122.9	28	Anthony Goddard	89.4
20	23	Barry Wood	114.7	40	Doug Mockett	120.1	40	Doug Mockett	88.8
21	9	Steve Russell	114.5	75	Eddie McGuire	120.1	75	Eddie McGuire	87.7
22	21	Ian Nuthall	114.3	9	Steve Russell	119.8	21	Ian Nuthall	87.0
23	19	Paul Grant	113.9	21	Ian Nuthall	119.8	19	Paul Grant	86.8
24	75	Eddie McGuire	113.9	23	Barry Wood	119.6	9	Steve Russell	85.6
25	40	Doug Mockett	113.2	129	Paul Woolley	119.2	71	Alan Baillie	84.9
26	30	Helmut Gassmann	110.9	30	Helmut Gassmann	118.8	23	Barry Wood	84.8
27	33	Chris Phillips	110.9	33	Chris Phillips	118.4	34	John Bussey	83.0
28	61	Rainer Ott	110.4	19	Paul Grant	118.1	33	Chris Phillips	82.5
29	28	Anthony Goddard	110.0	61	Rainer Ott	118.1	110	Francesco Baldanza	81.4
30	34	John Bussey	110.0	110	Francesco Baldanza	117.1	41	Brian Maile	78.2
31	3	Barry Cannell	109.5	34	John Bussey	115.3	5	Richard Pilkington	77.8
32	110	Francesco Baldanza	108.2	41	Brian Maile	111.7	30	Helmut Gassmann	77.7
33	41	Brian Maile	104.0	5	Richard Pilkington	101.2	61	Rainer Ott	77.1
34	31	Guillermo Fierro	102.9	3	Barry Cannell	100.9	20	Julia De Baldanza	75.1
35	20	Julia De Baldanza	96.6	20	Julia De Baldanza	99.1	3	Barry Cannell	0.0
36	5	Richard Pilkington	96.1	99	John Evans	87.5	15	Marc Valvekens	0.0
37	99	John Evans	80.8	15	Marc Valvekens	0.0	31	Guillermo Fierro	0.0
38	15	Marc Valvekens	0.0	31	Guillermo Fierro	0.0	99	John Evans	0.0



Session Start: 17:20:54 - Finish: 17:37:27
Weather/Track Conditions: Bright / Dry
Circuit: Silverstone Historic Grand Prix
Track Length: 5.857 Km - 3.6394 miles

Silverstone Classic - 29 - 31 Jul 2016

Maserati Trophy for HGPCA Pre '66 Grand Prix Cars

Race 19 - Lap Chart

Lap 1			Lap 2			Lap 3			Lap 4			Lap 5			Lap 6		
NO	Behind	Laptime	NO	Behind	Laptime	NO	Behind	Laptime	NO	Behind	Laptime	NO	Behind	Laptime	NO	Behind	Laptime
122		2:24.363	122		2:21.314	122		2:22.195	122		2:21.841	122		2:22.796	122		2:22.647
10	0.429	2:24.792	2	5.692	2:23.615	2	7.631	2:24.134	2	8.867	2:23.077	30	1 LAP	2:54.284	2	13.819	2:25.954
2	3.391	2:27.754	25	7.875	2:24.315	25	9.878	2:24.198	25	14.253	2:26.216	110	1 LAP	2:54.622	41	1 LAP	2:53.500
25	4.874	2:29.237	10	9.443	2:30.328	66	15.485	2:25.853	66	19.835	2:26.191	2	10.512	2:24.441	25	21.842	2:27.017
66	7.256	2:31.619	66	11.827	2:25.885	20	1 LAP	3:12.345	35	19.990	2:24.704	5	1 LAP	2:56.692	35	22.808	2:23.263
27	9.487	2:33.850	35	14.979	2:24.459	35	17.127	2:24.343	27	23.455	2:25.991	25	17.472	2:26.015	66	25.937	2:25.670
35	11.834	2:36.197	27	15.520	2:27.347	27	19.305	2:25.980	77	45.095	2:32.085	35	22.192	2:24.998	27	30.966	2:27.302
77	14.163	2:38.526	51	21.058	2:27.972	51	28.179	2:29.316	4	45.270	2:31.533	66	22.914	2:25.875	30	1 LAP	2:54.011
51	14.400	2:38.763	77	25.685	2:32.836	77	34.851	2:31.361	26	45.695	2:31.471	27	26.311	2:25.652	110	1 LAP	2:54.008
22	15.764	2:40.127	22	26.327	2:31.877	22	35.483	2:31.351	22	46.578	2:32.936	4	49.323	2:26.849	5	1 LAP	3:00.370
26	16.305	2:40.668	26	26.828	2:31.837	4	35.578	2:30.602	56	46.957	2:31.454	26	52.241	2:29.342	4	51.810	2:25.134
61	17.507	2:41.870	4	27.171	2:27.255	26	36.065	2:31.432	20	1 LAP	3:07.942	77	53.884	2:31.585	26	57.779	2:28.185
3	17.905	2:42.268	56	28.398	2:31.511	56	37.344	2:31.141	29	1:02.343	2:27.253	22	56.002	2:32.220	77	1:02.129	2:30.892
56	18.201	2:42.564	19	40.000	2:40.453	19	56.341	2:38.536	71	1:11.192	2:34.366	56	56.647	2:32.486	22	1:04.541	2:31.186
19	20.861	2:45.224	36	40.793	2:38.960	75	56.792	2:37.708	19	1:12.102	2:37.602	29	1:05.105	2:25.558	56	1:05.776	2:31.776
4	21.230	2:45.593	75	41.279	2:38.106	29	56.931	2:32.377	75	1:13.012	2:38.061	71	1:20.418	2:32.022	29	1:06.618	2:24.160
36	23.147	2:47.510	129	41.777	2:39.599	36	57.813	2:39.215	36	1:13.406	2:37.434	19	1:25.219	2:35.913	71	1:31.284	2:33.513
129	23.492	2:47.855	248	42.501	2:38.919	129	58.303	2:38.721	129	1:13.875	2:37.413	36	1:26.428	2:35.818	14	1:38.401	2:32.768
75	24.487	2:48.850	21	42.955	2:38.595	71	58.667	2:35.472	14	1:15.016	2:36.029	75	1:27.106	2:36.890	36	1:38.829	2:35.048
248	24.896	2:49.259	71	45.390	2:35.585	248	59.184	2:38.878	248	1:15.465	2:38.122	14	1:28.280	2:36.060	19	1:39.421	2:36.849
21	25.674	2:50.037	9	46.521	2:39.102	21	59.451	2:38.691	21	1:17.724	2:40.114	248	1:29.037	2:36.368	75	1:39.936	2:35.477
23	27.211	2:51.574	29	46.749	2:31.040	14	1:00.828	2:34.589	9	1:20.672	2:38.571	129	1:29.710	2:38.631	248	1:41.511	2:35.121
34	27.768	2:52.131	14	48.434	2:36.923	9	1:03.942	2:39.616	34	1:25.975	2:39.693	21	1:31.814	2:36.886	21	1:45.208	2:36.041
9	28.733	2:53.096	23	49.702	2:43.805	34	1:08.123	2:40.289	28	1:26.457	2:36.278	9	1:36.476	2:38.600	28	1:52.114	2:34.555
71	31.119	2:55.482	34	50.029	2:43.575	23	1:09.097	2:41.590	23	1:27.951	2:40.695	28	1:40.206	2:36.545	9	1:52.912	2:39.083
14	32.825	2:57.188	28	57.412	2:40.242	28	1:12.020	2:36.803	40	1:30.509	2:36.197	34	1:43.815	2:40.636	34	2:00.037	2:38.869
41	36.680	3:01.043	33	58.668	2:43.131	40	1:16.153	2:39.297	51	1:34.116	3:27.778	23	1:44.993	2:39.838	23	2:01.282	2:38.936
33	36.851	3:01.214	40	59.051	2:42.631	33	1:18.510	2:42.037	33	1:35.906	2:39.237	40	1:46.665	2:38.952	40	2:01.513	2:37.495
29	37.023	3:01.386	41	1:07.902	2:52.536	41	1:40.034	2:54.327	41	2:10.532	2:52.339	20	1 LAP	3:11.242	33	2:11.870	2:41.665
40	37.734	3:02.097	110	1:22.077	2:59.786	30	1:57.176	2:55.374				33	1:52.852	2:39.742	129	2:17.960	3:10.897
28	38.484	3:02.847	61	1:23.898	3:27.705	110	1:58.241	2:58.359									
110	43.605	3:07.968	30	1:23.997	2:58.303	5	1:59.888	2:56.853									
30	47.008	3:11.371	5	1:25.230	2:59.205												
5	47.339	3:11.702															
99	1:00.274	3:24.637															
20	1:46.677	4:11.040															

Session Start: 17:20:54 - Finish: 17:37:27
Weather/Track Conditions: Bright / Dry
Circuit: Silverstone Historic Grand Prix
Track Length: 5.857 Km - 3.6394 miles