

# 'Legends of Brands Hatch' Historic Race Meeting - 1 - 3 Jul 2016

## HGPCA Pre '66 Grand Prix Cars Qualifying for Race 9 - Classification

Sheet No:

POS	NO	DRIVER/S	CLASS	CLASS POS	CAR MAKE / MODEL	TIME	ON	LAPS	GAP	DIFF	MPH
1	24	Miles Griffiths	11	1	Lotus 24	1:41.784	6	6			86.05
2	11	Jon Fairley	12	1	Brabham BT11/19	1:42.052	10	11	0.268	0.268	85.83
3	12	Rudi Friedrichs	7B	1	Cooper T53	1:43.085	10	11	1.301	1.033	84.97
4	37	Eddy Perk	10	1	Heron F1	1:43.774	10	10	1.990	0.689	84.40
5	2	Rod Jolley	7B	2	Cooper T45/51	1:43.931	10	10	2.147	0.157	84.27
6	29	Nick Fennell	11	2	Lotus 25	1:44.564	10	10	2.780	0.633	83.76
7	71	Alan Baillie	10	2	Cooper T71/73	1:47.845	8	10	6.061	3.281	81.22
8	61	Rainer Ott	12	2	Cooper T53	1:48.071	9	10	6.287	0.226	81.05
9	14	Malcolm Cook	9	1	Cooper T43	1:48.664	8	10	6.880	0.593	80.60
10	8	Tony Ditheridge	9	2	Cooper T45	1:50.465	7	10	8.681	1.801	79.29
11	5	Tony Smith	7B	3	Cooper T51	1:50.930	10	10	9.146	0.465	78.96
12	15	David Wenman	INV	1	Cooper Bristol Mk1	1:53.066	8	10	11.282	2.136	77.47
13	47	Brian Jolliffe	9	3	Cooper T45	1:53.252	3	9	11.468	0.186	77.34
14	7	Paul Griffin	7B	4	Cooper T51	1:53.643	4	5	11.859	0.391	77.07
15	16	Charles McCabe	11	3	BRM P57	1:54.929	10	10	13.145	1.286	76.21
16	22	Peter Horsman	12	3	Lotus 18/21	1:56.340	2	2	14.556	1.411	75.29
17	45	Scotty Taylor	7C	1	Cooper T45	1:56.394	5	9	14.610	0.054	75.25
18	41	Brian Maile	7C	2	Cooper T41	1:59.678	7	9	17.894	3.284	73.19
19	18	Will Nuthall	12	4	Cooper T53						
20	28	Anthony Goddard	10	3	Cooper-Alfa T56/59						

Session Start: 14:35:44 - Finish: 14:55:35  
 Weather/Track Conditions: Cloud/Dry  
 Circuit: Brands Hatch Grand Prix Circuit  
 Track Length: 3.916 Km - 2.4330 miles

These results are provisional until the conclusion of any judicial and technical matters.

Clerk of the Course:  Julian Floyd	Timekeeper:  Nick Palmer	Issued at:
--	--------------------------------	------------

# 'Legends of Brands Hatch' Historic Race Meeting - 1 - 3 Jul 2016

## HGPCA Pre '66 Grand Prix Cars

### Qualifying for Race 9 - Sector Analysis

2 Rod Jolley (7B)									Cooper T45/51								
lap	Sect-1	Speed	Sect-2	Speed	Sect-3	Speed	TopSpeed	laptime pit	lap	Sect-1	Speed	Sect-2	Speed	Sect-3	Speed	Topspeed	laptime pit
1	35.928	84.2	50.795		25.858	121.8		1:52.581	6	33.093	92.6	47.838		25.817	123.5		1:46.748
2	35.713	88.6	49.048		25.341	126.3		1:50.102	7	33.645	82.6	47.049		24.339	127.8		1:45.033
3	34.430	87.4	49.343		25.053	123.1		1:48.826	8	33.421	96.9	46.477		24.396	129.2		1:44.294
4	34.076	87.7	47.127		24.798	126.3		1:46.001	9	33.590	94.6	46.437		24.334	128.0		1:44.361
5	33.650	90.6	47.733		24.655	127.0		1:46.038	10	33.549	88.4	46.262		24.120	125.6		1:43.931

5 Tony Smith (7B)									Cooper T51								
lap	Sect-1	Speed	Sect-2	Speed	Sect-3	Speed	TopSpeed	laptime pit	lap	Sect-1	Speed	Sect-2	Speed	Sect-3	Speed	Topspeed	laptime pit
1	38.997	78.5	54.567		27.995	112.8		2:01.559	6	36.249	87.2	51.347		26.865	117.7		1:54.461
2	38.385	80.0	52.744		27.069	118.3		1:58.198	7	35.813	90.0	50.410		27.022	120.0		1:53.245
3	37.081	82.3	52.962		27.269	117.5		1:57.312	8	35.600	90.9	49.851		26.654	119.0		1:52.105
4	36.893	83.9	52.501		27.193	119.0		1:56.587	9	35.931	90.4	49.820		26.367	120.0		1:52.118
5	36.558	83.9	51.237		27.213	119.0		1:55.008	10	35.483	90.4	49.436		26.011	121.1		1:50.930

7 Paul Griffin (7B)									Cooper T51								
lap	Sect-1	Speed	Sect-2	Speed	Sect-3	Speed	TopSpeed	laptime pit	lap	Sect-1	Speed	Sect-2	Speed	Sect-3	Speed	Topspeed	laptime pit
1	39.273	85.0	54.100		27.070	109.1		2:00.443	4	36.137	87.9	50.867		26.639	108.1		1:53.643
2	36.729	86.5	53.975		27.293	97.7		1:57.997	5	37.270	87.7	51.010		26.519	115.7		1:54.799
3	36.602	91.9	50.879		26.599	110.0		1:54.080	6								

8 Tony Ditheridge (9)									Cooper T45								
lap	Sect-1	Speed	Sect-2	Speed	Sect-3	Speed	TopSpeed	laptime pit	lap	Sect-1	Speed	Sect-2	Speed	Sect-3	Speed	Topspeed	laptime pit
1	37.941	78.7	51.272		27.502	110.4		1:56.715	6	35.030	84.0	51.469		27.574	112.6		1:54.073
2	36.745	85.8	50.824		26.039	115.9		1:53.608	7	35.390	86.9	49.233		25.842	115.5		1:50.465
3	35.395	80.9	50.424		26.100	116.1		1:51.919	8	35.464	83.6	49.696		26.031	113.0		1:51.191
4	35.166	81.9	49.967		25.972	116.5		1:51.105	9	35.826	83.9	50.751		27.451	100.8		1:54.028
5	35.299	82.5	50.528		26.211	115.1		1:52.038	10	37.741	83.5	53.926		27.143	99.7		1:58.810

11 Jon Fairley (12)									Brabham BT11/19								
lap	Sect-1	Speed	Sect-2	Speed	Sect-3	Speed	TopSpeed	laptime pit	lap	Sect-1	Speed	Sect-2	Speed	Sect-3	Speed	Topspeed	laptime pit
1	35.627	89.8	49.284		25.165	125.6		1:50.076	7	32.262	92.5	47.994		24.966	126.3		1:45.222
2	34.020	94.6	47.135		24.308	128.5		1:45.463	8	33.098	97.4	48.373		24.207	128.2		1:45.678
3	32.524	100.0	47.576		24.142	129.5		1:44.242	9	32.500	98.0	46.247		23.627	131.5		1:42.374
4	32.409	102.0	47.997		24.108	128.7		1:44.514	10	32.289	102.5	45.988		23.775	130.0		1:42.052
5	32.426	99.2	47.574		23.906	129.2		1:43.906	11	32.205	103.9	46.718		24.383	124.2		1:43.306
6	32.932	97.3	46.934		24.022	130.0		1:43.888	12								

12 Rudi Friedrichs (7B)									Cooper T53								
lap	Sect-1	Speed	Sect-2	Speed	Sect-3	Speed	TopSpeed	laptime pit	lap	Sect-1	Speed	Sect-2	Speed	Sect-3	Speed	Topspeed	laptime pit
1	34.190	95.0	46.905		25.185	123.1		1:46.280	7	32.727	99.5	46.234		24.820	127.0		1:43.781
2	33.776	93.6	47.344		24.757	125.4		1:45.877	8	33.467	91.9	46.839		24.453	127.0		1:44.759
3	33.443	90.6	47.364		24.666	125.1		1:45.473	9	34.259	92.0	46.811		24.509	127.3		1:45.579
4	33.337	94.8	47.107		25.241	127.0		1:45.685	10	32.900	97.3	46.005		24.180	128.0		1:43.085
5	34.262	96.2	47.328		24.819	127.0		1:46.409	11	33.445	97.4	45.789		24.404	126.6		1:43.638
6	33.449	91.0	47.192		25.257	125.6		1:45.898	12								

14 Malcolm Cook (9)									Cooper T43								
lap	Sect-1	Speed	Sect-2	Speed	Sect-3	Speed	TopSpeed	laptime pit	lap	Sect-1	Speed	Sect-2	Speed	Sect-3	Speed	Topspeed	laptime pit
1	37.508	79.6	52.161		26.713	121.1		1:56.382	6	34.946	88.1	49.711		25.440	122.0		1:50.097
2	35.987	83.2	49.834		25.914	121.3		1:51.735	7	35.422	83.1	49.139		26.051	121.5		1:50.612
3	36.137	81.4	49.894		25.684	122.9		1:51.715	8	34.542	92.5	48.638		25.484	122.4		1:48.664
4	35.114	89.9	48.932		25.757	122.2		1:49.803	9	34.471	94.8	48.985		25.467	123.1		1:48.923
5	34.655	86.7	48.950		25.612	121.8		1:49.217	10	34.604	91.4	49.764		26.012	120.2		1:50.380

Session Start: 14:35:44 - Finish: 14:55:35

Weather/Track Conditions: Cloud/Dry

Circuit: Brands Hatch Grand Prix Circuit

Track Length: 3.916 Km - 2.4330 miles

# 'Legends of Brands Hatch' Historic Race Meeting - 1 - 3 Jul 2016

## HGPCA Pre '66 Grand Prix Cars

### Qualifying for Race 9 - Sector Analysis

15 David Wenman (INV)									Cooper Bristol Mk1								
lap	Sect-1	Speed	Sect-2	Speed	Sect-3	Speed	TopSpeed	laptime pit	lap	Sect-1	Speed	Sect-2	Speed	Sect-3	Speed	Topspeed	laptime pit
1	38.699	79.2	56.300		28.318	105.7		2:03.317	6	36.612	78.9	53.435		27.981	106.0		1:58.028
2	37.176	77.9	54.328		28.278	103.3		1:59.782	7	36.065	79.8	51.760		27.002	108.1		1:54.827
3	36.984	83.3	53.060		27.371	105.5		1:57.415	8	35.726	82.0	50.462		26.878	107.0		1:53.066
4	36.230	78.9	54.129		27.810	108.1		1:58.169	9	37.101	78.3	52.219		27.379	105.9		1:56.699
5	36.421	79.3	51.424		27.028	106.2		1:54.873	10	35.436	81.9	50.976		26.818	103.9		1:53.230

16 Charles McCabe (11)									BRM P57								
lap	Sect-1	Speed	Sect-2	Speed	Sect-3	Speed	TopSpeed	laptime pit	lap	Sect-1	Speed	Sect-2	Speed	Sect-3	Speed	Topspeed	laptime pit
1	38.943	77.8	57.933		28.099	102.6		2:04.975	6	37.120	85.1	55.027		28.171	108.2		2:00.318
2	37.817	86.0	56.158		27.118	107.7		2:01.093	7	35.513	84.3	53.946		26.927	108.1		1:56.386
3	37.178	88.1	55.627		28.738	103.7		2:01.543	8	36.603	84.0	52.775		26.736	109.7		1:56.114
4	37.184	83.6	56.336		27.276	108.6		2:00.796	9	36.239	82.8	53.622		26.993	113.0		1:56.854
5	38.383	80.1	55.746		27.232	108.4		2:01.361	10	35.914	92.7	52.222		26.793	110.6		1:54.929

18 Will Nuthall (12)									Cooper T53								
lap	Sect-1	Speed	Sect-2	Speed	Sect-3	Speed	TopSpeed	laptime pit	lap	Sect-1	Speed	Sect-2	Speed	Sect-3	Speed	Topspeed	laptime pit

22 Peter Horsman (12)									Lotus 18/21								
lap	Sect-1	Speed	Sect-2	Speed	Sect-3	Speed	TopSpeed	laptime pit	lap	Sect-1	Speed	Sect-2	Speed	Sect-3	Speed	Topspeed	laptime pit
1	38.816	70.6	54.235		28.021	83.7		2:01.072	2	36.032	79.3	52.638		27.670	84.1		1:56.340

24 Miles Griffiths (11)									Lotus 24								
lap	Sect-1	Speed	Sect-2	Speed	Sect-3	Speed	TopSpeed	laptime pit	lap	Sect-1	Speed	Sect-2	Speed	Sect-3	Speed	Topspeed	laptime pit
1	33.425	95.0	46.435		24.855	118.3		1:44.715	4	32.897	96.1	46.069		24.361	119.6		1:43.327
2	32.878	96.9	45.474		24.362	119.6		1:42.714	5	32.583	97.0	47.688		24.779	119.4		1:45.050
3	32.424	95.4	45.947		24.361	119.8		1:42.732	6	32.074	96.5	45.348		24.362	119.6		1:41.784

28 Anthony Goddard (10)									Cooper-Alfa T56/59								
lap	Sect-1	Speed	Sect-2	Speed	Sect-3	Speed	TopSpeed	laptime pit	lap	Sect-1	Speed	Sect-2	Speed	Sect-3	Speed	Topspeed	laptime pit

29 Nick Fennell (11)									Lotus 25								
lap	Sect-1	Speed	Sect-2	Speed	Sect-3	Speed	TopSpeed	laptime pit	lap	Sect-1	Speed	Sect-2	Speed	Sect-3	Speed	Topspeed	laptime pit
1	36.831	80.1	51.063		25.675	122.6		1:53.569	6	34.051	91.6	49.903		26.545	119.0		1:50.499
2	34.100	91.9	53.360		25.819	121.3		1:53.279	7	34.138	90.3	48.893		25.880	122.6		1:48.911
3	34.265	90.1	48.370		25.505	121.5		1:48.140	8	33.961	91.4	46.957		25.141	123.5		1:46.059
4	33.686	93.9	49.322		25.803	115.1		1:48.811	9	33.045	95.9	47.336		24.950	121.8		1:45.331
5	34.589	94.7	47.869		25.980	122.6		1:48.438	10	33.385	96.2	46.616		24.563	123.1		1:44.564

37 Eddy Perk (10)									Heron F1								
lap	Sect-1	Speed	Sect-2	Speed	Sect-3	Speed	TopSpeed	laptime pit	lap	Sect-1	Speed	Sect-2	Speed	Sect-3	Speed	Topspeed	laptime pit
1	35.001	91.2	48.467		26.140	116.9		1:49.608	6	33.175	97.7	47.080		24.548	120.9		1:44.803
2	34.531	95.6	48.122		24.915	120.2		1:47.568	7	32.936	95.8	46.923		25.152	121.1		1:45.011
3	33.581	94.2	49.263		24.796	121.5		1:47.640	8	33.142	95.8	46.932		24.644	119.8		1:44.718
4	33.509	95.1	48.148		26.025	120.4		1:47.682	9	33.179	96.1	46.607		24.667	120.4		1:44.453
5	33.082	96.6	47.354		25.511	116.1		1:45.947	10	32.832	96.1	46.182		24.760	110.0		1:43.774

41 Brian Maile (7C)									Cooper T41								
lap	Sect-1	Speed	Sect-2	Speed	Sect-3	Speed	TopSpeed	laptime pit	lap	Sect-1	Speed	Sect-2	Speed	Sect-3	Speed	Topspeed	laptime pit
1	42.393	69.8	59.771		29.530	98.6		2:11.694	6	38.120	78.0	54.193		27.993	103.9		2:00.306
2	39.383	77.0	55.503		28.591	102.2		2:03.477	7	37.807	79.2	53.859		28.012	104.7		1:59.678
3	38.825	75.3	55.044		29.602	102.8		2:03.471	8	37.924	79.1	54.868		28.485	103.4		2:01.277
4	38.560	78.5	55.642		28.689	99.6		2:02.891	9	37.774	77.7	53.942		28.523	100.8		2:00.239
5	38.550	79.3	54.499		28.258	102.8		2:01.307	10								

Session Start: 14:35:44 - Finish: 14:55:35  
 Weather/Track Conditions: Cloud/Dry  
 Circuit: Brands Hatch Grand Prix Circuit  
 Track Length: 3.916 Km - 2.4330 miles

# 'Legends of Brands Hatch' Historic Race Meeting - 1 - 3 Jul 2016

## HGPCA Pre '66 Grand Prix Cars

### Qualifying for Race 9 - Sector Analysis

45 Scotty Taylor (7C)									Cooper T45								
lap	Sect-1	Speed	Sect-2	Speed	Sect-3	Speed	TopSpeed	laptime pit	lap	Sect-1	Speed	Sect-2	Speed	Sect-3	Speed	Topspeed	laptime pit
1	43.516	64.4	1:00.264		30.593	98.1		2:14.373	6	36.732	79.8	52.433		27.546	110.4		1:56.711
2	41.644	68.3	56.860		28.838	108.2		2:07.342	7	37.468	77.0	53.746		27.590	109.1		1:58.804
3	37.806	75.7	54.607		28.428	110.4		2:00.841	8	38.535	74.6	55.865		29.785	101.2		2:04.185
4	37.340	76.3	53.360		27.294	110.7		1:57.994	9	40.430	72.8	59.914		29.221	94.0		2:09.565
5	36.741	78.3	52.329		27.324	110.2		1:56.394	10								

47 Brian Jolliffe (9)									Cooper T45								
lap	Sect-1	Speed	Sect-2	Speed	Sect-3	Speed	TopSpeed	laptime pit	lap	Sect-1	Speed	Sect-2	Speed	Sect-3	Speed	Topspeed	laptime pit
1	38.144	82.7	50.924		26.738	111.3		1:55.806	6	36.335	83.2	52.185		27.229	112.4		1:55.749
2	36.736	84.0	52.655		26.301	113.5		1:55.692	7	36.125	82.3	50.938		26.352	112.8		1:53.415
3	35.063	88.1	51.406		26.783	114.9		1:53.252	8	37.330	79.2	50.272		26.663	111.1		1:54.265
4	35.654	86.7	51.734		26.727	108.6		1:54.115	9	36.251	78.1	52.365		In			2:25.809 P
5	36.156	88.1	50.652		26.808	119.0		1:53.616	10								

61 Rainer Ott (12)									Cooper T53								
lap	Sect-1	Speed	Sect-2	Speed	Sect-3	Speed	TopSpeed	laptime pit	lap	Sect-1	Speed	Sect-2	Speed	Sect-3	Speed	Topspeed	laptime pit
1	39.094	80.2	53.577		27.463	109.1		2:00.134	6	34.439	96.6	49.729		25.639	126.3		1:49.807
2	36.800	90.9	53.467		26.264	118.7		1:56.531	7	34.147	81.3	49.930		25.667	127.3		1:49.744
3	34.989	86.1	52.435		26.436	116.9		1:53.860	8	35.334	81.8	49.171		25.096	128.0		1:49.601
4	36.061	79.2	50.393		25.411	122.4		1:51.865	9	34.299	86.1	48.560		25.212	126.3		1:48.071
5	34.335	91.0	49.639		26.041	124.5		1:50.015	10	34.150	96.2	49.058		25.587	127.0		1:48.795

71 Alan Baillie (10)									Cooper T71/73								
lap	Sect-1	Speed	Sect-2	Speed	Sect-3	Speed	TopSpeed	laptime pit	lap	Sect-1	Speed	Sect-2	Speed	Sect-3	Speed	Topspeed	laptime pit
1	36.512	83.7	50.659		26.439	118.7		1:53.610	6	34.173	88.7	48.485		25.947	103.6		1:48.605
2	34.725	88.1	49.682		26.660	116.9		1:51.067	7	34.415	89.4	48.370		25.569	119.2		1:48.354
3	34.939	89.1	49.758		27.119	115.9		1:51.816	8	34.438	94.0	47.775		25.632	119.4		1:47.845
4	34.564	88.4	49.149		26.502	109.7		1:50.215	9	34.638	93.8	48.339		25.264	120.9		1:48.241
5	34.901	89.1	49.683		26.284	118.3		1:50.868	10	34.601	87.4	49.803		25.269	121.3		1:49.673

**Session Start: 14:35:44 - Finish: 14:55:35**  
**Weather/Track Conditions: Cloud/Dry**  
**Circuit: Brands Hatch Grand Prix Circuit**  
**Track Length: 3.916 Km - 2.4330 miles**

# 'Legends of Brands Hatch' Historic Race Meeting - 1 - 3 Jul 2016

## HGPCA Pre '66 Grand Prix Cars

### Qualifying for Race 9 - Best Sector Times

POS	NO	DRIVER/S	Sector 1			Sector 2			Sector 3			IDEAL LAP	BEST LAP	On
			TIME	LAP	POS	TIME	LAP	POS	TIME	LAP	POS			
1	24	Miles Griffiths	32.074	6	1	45.348	6	1	24.361	3	4	1:41.783	<b>1:41.784</b>	<b>6</b>
2	11	Jon Fairley	32.205	11	2	45.988	10	4	23.627	9	1	1:41.820	<b>1:42.052</b>	<b>10</b>
3	12	Rudi Friedrichs	32.727	7	3	45.789	11	3	24.180	10	3	1:42.696	<b>1:43.085</b>	<b>10</b>
4	37	Eddy Perk	32.832	10	4	46.182	10	5	24.548	6	5	1:43.562	<b>1:43.774</b>	<b>10</b>
5	2	Rod Jolley	33.093	6	6	46.262	10	6	24.120	10	2	1:43.475	<b>1:43.931</b>	<b>10</b>
6	29	Nick Fennell	33.045	9	5	46.616	10	7	24.563	10	6	1:44.224	<b>1:44.564</b>	<b>10</b>
7	71	Alan Baillie	34.173	6	9	47.775	8	8	25.264	9	9	1:47.212	<b>1:47.845</b>	<b>8</b>
8	61	Rainer Ott	34.147	7	8	48.560	9	9	25.096	8	7	1:47.803	<b>1:48.071</b>	<b>9</b>
9	14	Malcolm Cook	34.471	9	10	48.638	8	10	25.440	6	10	1:48.549	<b>1:48.664</b>	<b>8</b>
10	8	Tony Ditheridge	35.030	6	11	49.233	7	11	25.842	7	11	1:50.105	<b>1:50.465</b>	<b>7</b>
11	5	Tony Smith	35.483	10	15	49.436	10	12	26.011	10	12	1:50.930	<b>1:50.930</b>	<b>10</b>
12	15	David Wenman	35.436	10	13	50.462	8	14	26.818	10	16	1:52.716	<b>1:53.066</b>	<b>8</b>
13	47	Brian Jolliffe	35.063	3	12	50.272	8	13	26.301	2	13	1:51.636	<b>1:53.252</b>	<b>3</b>
14	7	Paul Griffin	35.470	6	14	50.867	4	15	26.519	5	14	1:52.856	<b>1:53.643</b>	<b>4</b>
15	16	Charles McCabe	35.513	7	16	52.222	10	16	26.736	8	15	1:54.471	<b>1:54.929</b>	<b>10</b>
16	22	Peter Horsman	35.739	3	17	52.638	2	18	27.670	2	18	1:56.047	<b>1:56.340</b>	<b>2</b>
17	45	Scotty Taylor	36.732	6	18	52.329	5	17	27.294	4	17	1:56.355	<b>1:56.394</b>	<b>5</b>
18	41	Brian Maile	37.774	9	19	53.859	7	19	27.993	6	19	1:59.626	<b>1:59.678</b>	<b>7</b>
19	18	Will Nuthall										1:44.607		
20	28	Anthony Goddard												

Session Start: 14:35:44 - Finish: 14:55:35

Weather/Track Conditions: Cloud/Dry

Circuit: Brands Hatch Grand Prix Circuit

Track Length: 3.916 Km - 2.4330 miles



# 'Legends of Brands Hatch' Historic Race Meeting - 1 - 3 Jul 2016

## HGPCA Pre '66 Grand Prix Cars

### Qualifying for Race 9 - Best Sector Speeds

	NO	SECTOR 1	MPH	NO	SECTOR 2	MPH	NO	SECTOR 3	MPH
1	11	Jon Fairley	103.9		NO SPEED TRAP		11	Jon Fairley	131.5
2	12	Rudi Friedrichs	99.5				2	Rod Jolley	129.2
3	37	Eddy Perk	97.7				12	Rudi Friedrichs	128.0
4	24	Miles Griffiths	97.0				61	Rainer Ott	128.0
5	2	Rod Jolley	96.9				18	Will Nuthall	127.3
6	61	Rainer Ott	96.6				29	Nick Fennell	123.5
7	29	Nick Fennell	96.2				14	Malcolm Cook	123.1
8	14	Malcolm Cook	94.8				37	Eddy Perk	121.5
9	71	Alan Baillie	94.0				71	Alan Baillie	121.3
10	16	Charles McCabe	92.7				5	Tony Smith	121.1
11	7	Paul Griffin	91.9				24	Miles Griffiths	119.8
12	5	Tony Smith	90.9				47	Brian Jolliffe	119.0
13	47	Brian Jolliffe	88.1				8	Tony Ditheridge	116.5
14	8	Tony Ditheridge	86.9				7	Paul Griffin	115.7
15	18	Will Nuthall	84.8				16	Charles McCabe	113.0
16	15	David Wenman	83.3				45	Scotty Taylor	110.7
17	45	Scotty Taylor	79.8				15	David Wenman	108.1
18	22	Peter Horsman	79.5				41	Brian Maile	104.7
19	41	Brian Maile	79.3				28	Anthony Goddard	95.8
20	28	Anthony Goddard	56.3				22	Peter Horsman	84.1

Session Start: 14:35:44 - Finish: 14:55:35

Weather/Track Conditions: Cloud/Dry

Circuit: Brands Hatch Grand Prix Circuit

Track Length: 3.916 Km - 2.4330 miles



# 'Legends of Brands Hatch' Historic Race Meeting - 1 - 3 Jul 2016

## HGPCA Pre '66 Grand Prix Cars Race 9 - Starting Grid - Amended

Sheet No:

Start Time : 15:15 - Heat Duration : 25 Minutes

10	19	<b>18</b> Will Nuthall	20	<b>28</b> Anthony Goddard
9	17	<b>45</b> Scotty Taylor	18	<b>41</b> Brian Maile
8	15	<b>16</b> Charles McCabe	16	<b>22</b> Peter Horsman
7	13	<b>47</b> Brian Jolliffe	14	<b>7</b> Paul Griffin
6	11	<b>5</b> Tony Smith	12	<b>15</b> David Wenman
5	9	<b>14</b> Malcolm Cook	10	<b>8</b> Tony Ditheridge
4	7	<b>71</b> Alan Baillie	8	<b>61</b> Rainer Ott
3	5	<b>2</b> Rod Jolley	6	<b>29</b> Nick Fennell
2	3	<b>12</b> Rudi Friedrichs	4	<b>37</b> Eddy Perk
1	1	<b>24</b> Miles Griffiths	2	<b>11</b> Jon Fairley
ROW	<b>Pole Right</b>			



Cars 18 & 28 allowed to start from back of grid.

Circuit: Brands Hatch Grand Prix Circuit  
Track Length: 3.916 Km - 2.4330 miles

These results are provisional until the conclusion of any judicial and technical matters.

Clerk of the Course:

Julian Floyd

Timekeeper:

Nick Palmer

Issued at:

# 'Legends of Brands Hatch' Historic Race Meeting - 1 - 3 Jul 2016

## HGPCA Pre '66 Grand Prix Cars

### Race 9 - Classification

Sheet No:

POS	NO	DRIVER/S	CLASS	CLASS POS	CAR MAKE / MODEL	TIME	LAPS	GAP	DIFF	MPH	BEST	ON
1	11	Jon Fairley	12	1	Brabham BT11/19	25:33.742	15	-- 15 laps		85.66	1:39.594	15
2	22	Peter Horsman	12	2	Lotus 18/21	25:34.868	15	1.126	1.126	85.59	1:39.738	15
3	2	Rod Jolley	7B	1	Cooper T45/51	26:03.927	15	30.185	29.059	84.00	1:42.004	5
4	24	Miles Griffiths	11	1	Lotus 24	26:04.240	15	30.498	0.313	83.98	1:42.054	12
5	37	Eddy Perk	10	1	Heron F1	27:10.965	15	1:37.223	1:06.725	80.55	1:46.010	15
6	71	Alan Baillie	10	2	Cooper T71/73	27:16.166	15	1:42.424	5.201	80.29	1:46.662	5
7	14	Malcolm Cook	9	1	Cooper T43	25:44.935	14	-- 14 laps	17.304	79.37	1:48.084	7
8	5	Tony Smith	7B	2	Cooper T51	25:50.776	14	5.841	5.841	79.07	1:48.226	14
9	7	Paul Griffin	7B	3	Cooper T51	26:19.528	14	34.593	28.752	77.63	1:49.437	11
10	16	Charles McCabe	11	2	BRM P57	26:31.246	14	46.311	11.718	77.06	1:51.099	13
11	47	Brian Jolliffe	9	2	Cooper T45	26:46.745	14	1:01.810	15.499	76.32	1:51.950	5
12	28	Anthony Goddard	10	3	Cooper-Alfa T56/59	26:47.093	14	1:02.158	0.348	76.30	1:51.460	12
13	15	David Wenman	INV	1	Cooper Bristol Mk1	27:04.102	14	1:19.167	17.009	75.50	1:52.537	11
14	45	Scotty Taylor	7C	1	Cooper T45	26:35.100	13	-- 13 laps	1:27.863	71.38	2:00.175	7
15	41	Brian Maile	7C	2	Cooper T41	26:51.501	13	16.401	16.401	70.66	1:59.815	4
----- NOT CLASSIFIED -----												
DNF 29	Nick Fennell	11		Lotus 25	17:19.706	10	-- 10 laps			84.24	1:41.522	6
DNF 12	Rudi Friedrichs	7B		Cooper T53	8:48.101	5	-- 5 laps --	4.248		82.92	1:42.997	5
DNF 8	Tony Ditheridge	9		Cooper T45	7:43.450	4	-- 4 laps --	38.346		75.60	1:51.778	3
DNF 61	Rainer Ott	12		Cooper T53	5:31.049	3	-- 3 laps --			79.37	1:47.334	2
DNF 18	Will Nuthall	12		Cooper T53	3:42.664	2	-- 2 laps --	0.182		78.67	1:45.549	2

#### ----- FASTEST LAP SUMMARY -----

NO	DRIVER/S	CLASS	CAR MAKE / MODEL	FASTEST LAP	ON	MPH
11	Jon Fairley	12	Brabham BT11/19	1:39.594	15	87.94
29	Nick Fennell	11	Lotus 25	1:41.522	6	86.27
2	Rod Jolley	7B	Cooper T45/51	1:42.004	5	85.87
37	Eddy Perk	10	Heron F1	1:46.010	15	82.62
14	Malcolm Cook	9	Cooper T43	1:48.084	7	81.04
15	David Wenman	INV	Cooper Bristol Mk1	1:52.537	11	77.83
41	Brian Maile	7C	Cooper T41	1:59.815	4	73.10

Session Start: 15:24:22 - Finish: 15:49:55

Weather/Track Conditions: Sun/Dry

Circuit: Brands Hatch Grand Prix Circuit

Track Length: 3.916 Km - 2.4330 miles

These results are provisional until the conclusion of any judicial and technical matters.

Clerk of the Course:

Julian Floyd

Timekeeper:

Nick Palmer

Issued at:



'Legends of Brands Hatch' Historic Race Meeting - 1 - 3 Jul 2016

HGPCA Pre '66 Grand Prix Cars

Race 9 - Sector Analysis

Table for Rod Jolley (7B) in a Cooper T45/51. Columns include lap, Sector-1, Speed, Sector-2, Speed, Sector-3, Speed, TopSpeed, laptime, and pit. Rows show data for laps 1 through 8.

Table for Tony Smith (7B) in a Cooper T51. Columns include lap, Sector-1, Speed, Sector-2, Speed, Sector-3, Speed, TopSpeed, laptime, and pit. Rows show data for laps 1 through 7.

Table for Paul Griffin (7B) in a Cooper T51. Columns include lap, Sector-1, Speed, Sector-2, Speed, Sector-3, Speed, TopSpeed, laptime, and pit. Rows show data for laps 1 through 7.

Table for Tony Ditheridge (9) in a Cooper T45. Columns include lap, Sector-1, Speed, Sector-2, Speed, Sector-3, Speed, TopSpeed, laptime, and pit. Rows show data for laps 1 through 2.

Table for Jon Fairley (12) in a Brabham BT11/19. Columns include lap, Sector-1, Speed, Sector-2, Speed, Sector-3, Speed, TopSpeed, laptime, and pit. Rows show data for laps 1 through 8.

Table for Rudi Friedrichs (7B) in a Cooper T53. Columns include lap, Sector-1, Speed, Sector-2, Speed, Sector-3, Speed, TopSpeed, laptime, and pit. Rows show data for laps 1 through 3.

Table for Malcolm Cook (9) in a Cooper T43. Columns include lap, Sector-1, Speed, Sector-2, Speed, Sector-3, Speed, TopSpeed, laptime, and pit. Rows show data for laps 1 through 7.



Session Start: 15:24:22 - Finish: 15:49:55
Weather/Track Conditions: Sun/Dry
Circuit: Brands Hatch Grand Prix Circuit
Track Length: 3.916 Km - 2.4330 miles



# 'Legends of Brands Hatch' Historic Race Meeting - 1 - 3 Jul 2016

## HGPCA Pre '66 Grand Prix Cars

### Race 9 - Sector Analysis

15 David Wenman (INV)									Cooper Bristol Mk1								
lap	Sect-1	Speed	Sect-2	Speed	Sect-3	Speed	TopSpeed	laptime pit	lap	Sect-1	Speed	Sect-2	Speed	Sect-3	Speed	Topspeed	laptime pit
1		76.9	51.873		26.957	110.0		2:04.967	8	35.800	83.0	51.529		28.397	106.4		1:55.726
2	35.816	82.1	53.504		27.567	108.6		1:56.887	9	36.128	82.6	50.830		27.602	106.9		1:54.560
3	35.805	82.4	51.088		26.999	108.1		1:53.892	10	35.746	81.8	51.077		27.112	107.7		1:53.935
4	36.037	78.6	51.298		27.471	108.2		1:54.806	11	35.204	81.4	50.303		27.030	106.9		1:52.537
5	35.717	80.3	51.522		30.853	103.1		1:58.092	12	36.114	78.8	51.836		27.411	104.2		1:55.361
6	36.295	79.3	51.310		28.695	105.0		1:56.300	13	36.044	78.7	51.653		27.932	101.1		1:55.629
7	36.300	76.9	50.838		27.407	107.4		1:54.545	14	36.934	78.8	51.775		28.156	96.2		1:56.865

16 Charles McCabe (11)									BRM P57								
lap	Sect-1	Speed	Sect-2	Speed	Sect-3	Speed	TopSpeed	laptime pit	lap	Sect-1	Speed	Sect-2	Speed	Sect-3	Speed	Topspeed	laptime pit
1		82.1	52.541		26.564	110.9		2:06.067	8	35.043	91.1	51.331		26.477	113.5		1:52.851
2	35.380	89.1	52.411		26.280	111.3		1:54.071	9	35.792	82.5	50.224		26.751	108.6		1:52.767
3	35.291	87.8	52.088		25.997	113.2		1:53.376	10	34.811	90.9	50.470		26.200	116.1		1:51.481
4	34.959	90.4	52.270		25.691	115.5		1:52.920	11	34.842	87.8	52.217		26.254	115.7		1:53.313
5	34.935	86.4	51.681		27.361	115.7		1:53.977	12	34.934	89.3	50.947		25.974	115.5		1:51.855
6	34.980	88.7	50.639		27.496	111.8		1:53.115	13	34.526	87.8	50.652		25.921	117.3		1:51.099
7	35.434	87.3	51.186		26.494	114.9		1:53.114	14	34.132	85.3	51.185		25.923	116.5		1:51.240

18 Will Nuthall (12)									Cooper T53								
lap	Sect-1	Speed	Sect-2	Speed	Sect-3	Speed	TopSpeed	laptime pit	lap	Sect-1	Speed	Sect-2	Speed	Sect-3	Speed	Topspeed	laptime pit
1		77.8	47.222		24.273	128.2		1:57.115	2	33.535	85.2	47.922		24.092	131.5		1:45.549

22 Peter Horsman (12)									Lotus 18/21								
lap	Sect-1	Speed	Sect-2	Speed	Sect-3	Speed	TopSpeed	laptime pit	lap	Sect-1	Speed	Sect-2	Speed	Sect-3	Speed	Topspeed	laptime pit
1		102.3	47.158		24.853	127.3		1:53.582	9	32.296	103.4	44.801		24.159	130.5		1:41.256
2	32.980	100.8	46.004		24.396	125.8		1:43.380	10	31.899	104.7	44.455		24.878	127.5		1:41.232
3	32.555	102.8	45.605		23.848	127.5		1:42.008	11	31.752	102.8	45.311		23.874	128.0		1:40.937
4	32.463	101.4	46.230		23.976	127.8		1:42.669	12	31.892	102.6	44.358		24.286	127.0		1:40.536
5	32.172	100.6	45.113		23.544	128.5		1:40.829	13	32.361	100.8	45.062		23.928	127.3		1:41.351
6	31.935	101.3	45.022		26.119	123.8		1:43.076	14	31.795	101.1	44.461		23.847	127.8		1:40.103
7	32.855	99.2	45.215		24.580	126.3		1:42.650	15	31.755	103.3	44.392		23.591	127.3		1:39.738
8	32.305	100.0	44.977		24.239	127.0		1:41.521	16								

24 Miles Griffiths (11)									Lotus 24								
lap	Sect-1	Speed	Sect-2	Speed	Sect-3	Speed	TopSpeed	laptime pit	lap	Sect-1	Speed	Sect-2	Speed	Sect-3	Speed	Topspeed	laptime pit
1		95.9	46.150		24.791	119.8		1:48.529	9	32.299	97.2	45.544		25.178	118.7		1:43.021
2	32.838	97.6	47.153		24.775	120.0		1:44.766	10	32.197	97.7	46.000		25.519	119.0		1:43.716
3	32.752	101.9	46.573		24.815	119.0		1:44.140	11	33.143	94.6	45.344		25.051	119.4		1:43.538
4	34.662	91.6	46.387		24.463	119.6		1:45.512	12	32.141	98.0	45.366		24.547	119.8		1:42.054
5	32.473	96.6	45.794		24.412	120.7		1:42.679	13	32.852	96.3	45.126		24.966	119.6		1:42.944
6	32.258	97.9	47.402		26.209	116.1		1:45.869	14	34.208	95.4	45.881		24.915	120.2		1:45.004
7	32.807	95.9	46.383		26.041	117.5		1:45.231	15	32.710	94.6	45.443		24.561	119.4		1:42.714
8	32.530	97.2	45.860		26.133	115.1		1:44.523	16								

28 Anthony Goddard (10)									Cooper-Alfa T56/59								
lap	Sect-1	Speed	Sect-2	Speed	Sect-3	Speed	TopSpeed	laptime pit	lap	Sect-1	Speed	Sect-2	Speed	Sect-3	Speed	Topspeed	laptime pit
1		83.0	53.307		27.041	110.0		2:08.936	8	34.963	84.6	50.432		27.227	109.3		1:52.622
2	36.355	81.0	53.199		26.872	113.2		1:56.426	9	35.721	85.4	51.947		27.151	111.8		1:54.819
3	35.732	83.2	51.797		26.666	112.8		1:54.195	10	36.310	84.9	50.469		26.493	113.3		1:53.272
4	35.598	83.3	51.617		26.974	112.0		1:54.189	11	35.212	84.9	50.423		26.275	113.0		1:51.910
5	35.386	83.4	51.100		29.636	109.1		1:56.122	12	34.634	84.8	50.144		26.682	113.2		1:51.460
6	35.827	82.7	51.708		27.799	110.7		1:55.334	13	34.798	81.7	50.762		26.661	113.7		1:52.221
7	35.475	85.4	50.795		26.651	113.5		1:52.921	14	35.564	81.7	50.936		26.166	109.5		1:52.666



Session Start: 15:24:22 - Finish: 15:49:55  
 Weather/Track Conditions: Sun/Dry  
 Circuit: Brands Hatch Grand Prix Circuit  
 Track Length: 3.916 Km - 2.4330 miles

# 'Legends of Brands Hatch' Historic Race Meeting - 1 - 3 Jul 2016

## HGPCA Pre '66 Grand Prix Cars

### Race 9 - Sector Analysis

29 Nick Fennell (11)									Lotus 25								
lap	Sect-1	Speed	Sect-2	Speed	Sect-3	Speed	TopSpeed	laptime pit	lap	Sect-1	Speed	Sect-2	Speed	Sect-3	Speed	Topspeed	laptime pit
1		92.7	47.788		24.662	123.1		1:52.859	6	32.145	96.3	44.892		24.485	122.4		1:41.522
2	32.233	99.9	46.444		24.516	123.5		1:43.193	7	32.752	95.5	46.934		24.633	122.9		1:44.319
3	32.398	98.9	45.553		24.247	124.2		1:42.198	8	33.768	97.6	45.285		24.383	123.1		1:43.436
4	33.587	93.3	46.272		24.221	123.1		1:44.080	9	32.392	99.2	45.452		24.389	124.2		1:42.233
5	32.152	95.5	45.194		24.177	123.1		1:41.523	10	32.115	93.3	45.836		26.392	83.1		1:44.343

37 Eddy Perk (10)									Heron F1								
lap	Sect-1	Speed	Sect-2	Speed	Sect-3	Speed	TopSpeed	laptime pit	lap	Sect-1	Speed	Sect-2	Speed	Sect-3	Speed	Topspeed	laptime pit
1		94.0	49.013		25.457	118.3		1:53.484	9	33.650	93.8	48.033		26.966	117.5		1:48.649
2	33.880	98.0	48.339		25.361	120.0		1:47.580	10	33.878	91.6	48.935		26.191	117.9		1:49.004
3	33.569	92.4	48.601		25.268	119.8		1:47.438	11	33.891	93.6	49.132		26.457	116.5		1:49.480
4	33.614	95.4	47.711		25.043	119.4		1:46.368	12	34.062	95.1	48.601		26.634	116.7		1:49.297
5	33.359	95.4	47.562		25.110	120.2		1:46.031	13	33.823	94.2	47.991		25.902	118.7		1:47.716
6	33.821	96.2	48.152		27.971	110.4		1:49.944	14	33.487	95.8	47.546		25.769	117.5		1:46.802
7	35.946	92.2	50.079		28.909	114.7		1:54.934	15	33.466	95.0	47.149		25.395	113.7		1:46.010
8	34.448	93.5	47.540		26.240	119.0		1:48.228	16								

41 Brian Maile (7C)									Cooper T41								
lap	Sect-1	Speed	Sect-2	Speed	Sect-3	Speed	TopSpeed	laptime pit	lap	Sect-1	Speed	Sect-2	Speed	Sect-3	Speed	Topspeed	laptime pit
1		76.5	55.211		28.454	102.5		2:14.643	8	38.525	79.1	54.787		30.257	101.6		2:03.569
2	38.341	79.8	57.200		28.675	102.5		2:04.216	9	40.020	79.3	54.990		29.480	101.7		2:04.490
3	38.333	80.4	55.477		28.427	104.1		2:02.237	10	38.868	78.0	54.867		28.809	104.1		2:02.544
4	37.934	80.0	53.778		28.103	103.9		1:59.815	11	38.287	76.7	55.589		30.494	102.0		2:04.370
5	37.977	77.6	54.202		28.999	100.9		2:01.178	12	39.125	75.3	56.522		29.568	100.2		2:05.215
6	38.955	75.2	54.534		29.270	101.4		2:02.759	13	38.563	76.5	56.793		29.350	98.1		2:04.706
7	38.469	77.0	54.259		29.031	102.0		2:01.759	14								

45 Scotty Taylor (7C)									Cooper T45								
lap	Sect-1	Speed	Sect-2	Speed	Sect-3	Speed	TopSpeed	laptime pit	lap	Sect-1	Speed	Sect-2	Speed	Sect-3	Speed	Topspeed	laptime pit
1		74.7	54.339		27.877	108.4		2:12.171	8	39.395	77.1	54.753		29.717	103.9		2:03.865
2	38.318	78.8	54.373		28.880	105.4		2:01.571	9	39.573	77.7	55.877		28.663	108.4		2:04.113
3	38.839	77.0	56.059		27.979	107.4		2:02.877	10	38.640	76.6	55.379		28.376	108.1		2:02.395
4	38.472	79.1	54.223		27.952	108.9		2:00.647	11	38.747	75.8	55.346		28.134	107.6		2:02.227
5	38.141	85.7	53.703		28.409	105.4		2:00.253	12	38.489	72.9	53.904		28.243	107.7		2:00.636
6	38.986	73.0	54.415		28.692	108.8		2:02.093	13	38.440	79.3	54.765		28.872	105.0		2:02.077
7	37.826	78.0	53.998		28.351	104.5		2:00.175	14								

47 Brian Jolliffe (9)									Cooper T45								
lap	Sect-1	Speed	Sect-2	Speed	Sect-3	Speed	TopSpeed	laptime pit	lap	Sect-1	Speed	Sect-2	Speed	Sect-3	Speed	Topspeed	laptime pit
1		85.8	51.835		26.523	114.3		2:03.057	8	35.455	83.1	51.013		27.824	110.9		1:54.292
2	35.961	84.5	50.898		26.658	113.9		1:53.517	9	36.409	79.7	51.916		29.140	109.5		1:57.465
3	35.608	85.2	50.474		27.071	111.8		1:53.153	10	36.152	80.3	51.410		28.307	107.0		1:55.869
4	35.719	83.0	50.892		26.814	111.7		1:53.425	11	36.247	81.9	51.337		27.020	111.5		1:54.604
5	35.624	84.1	49.686		26.640	112.0		1:51.950	12	35.874	83.1	51.082		26.867	113.5		1:53.823
6	36.066	79.9	50.295		28.286	107.9		1:54.647	13	35.887	81.7	51.092		26.686	114.3		1:53.665
7	36.060	82.0	50.900		27.466	112.4		1:54.426	14	35.723	85.3	50.103		27.026	112.4		1:52.852

61 Rainer Ott (12)									Cooper T53								
lap	Sect-1	Speed	Sect-2	Speed	Sect-3	Speed	TopSpeed	laptime pit	lap	Sect-1	Speed	Sect-2	Speed	Sect-3	Speed	Topspeed	laptime pit
1		99.5	48.941		25.080	126.3		1:55.148	3	34.477	92.6	49.018		25.072	125.8		1:48.567
2	33.867	94.6	48.180		25.287	125.6		1:47.334	4								



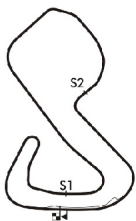
Session Start: 15:24:22 - Finish: 15:49:55  
 Weather/Track Conditions: Sun/Dry  
 Circuit: Brands Hatch Grand Prix Circuit  
 Track Length: 3.916 Km - 2.4330 miles

# 'Legends of Brands Hatch' Historic Race Meeting - 1 - 3 Jul 2016

## HGPCA Pre '66 Grand Prix Cars

### Race 9 - Sector Analysis

71 Alan Baillie (10)								Cooper T71/73											
lap	Sect-1	Speed	Sect-2	Speed	Sect-3	Speed	TopSpeed	laptime	pit	lap	Sect-1	Speed	Sect-2	Speed	Sect-3	Speed	Topspeed	laptime	pit
1		93.0	48.026		25.473	122.4		1:55.823		9	34.984	88.7	49.004		26.035	117.9		1:50.023	
2	34.810	87.2	49.343		25.434	117.7		1:49.587		10	35.406	87.6	48.696		26.323	117.7		1:50.425	
3	34.812	89.2	48.937		25.651	118.3		1:49.400		11	34.841	91.1	47.858		25.493	120.7		1:48.192	
4	34.385	89.7	48.572		25.472	120.4		1:48.429		12	34.618	93.0	47.611		25.132	120.0		1:47.361	
5	33.575	91.5	47.584		25.503	120.4		1:46.662		13	34.289	92.7	47.811		25.088	120.9		1:47.188	
6	33.745	93.6	47.937		26.489	117.3		1:48.171		14	34.399	92.2	47.603		25.055	123.1		1:47.057	
7	34.512	89.7	48.271		26.302	117.5		1:49.085		15	34.446	90.7	48.428		25.661	111.8		1:48.535	
8	35.441	87.4	49.075		25.712	119.2		1:50.228		16									

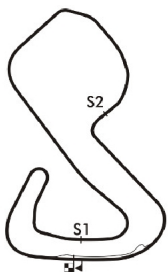


# 'Legends of Brands Hatch' Historic Race Meeting - 1 - 3 Jul 2016

## HGPCA Pre '66 Grand Prix Cars

### Race 9 - Best Sector Times

POS	NO	DRIVER/S	Sector 1			Sector 2			Sector 3			IDEAL LAP	BEST LAP	On
			TIME	LAP	POS	TIME	LAP	POS	TIME	LAP	POS			
1	11	Jon Fairley	31.509	15	1	44.540	15	2	23.468	2	1	1:39.517	<b>1:39.594</b>	<b>15</b>
2	22	Peter Horsman	31.752	11	2	44.358	12	1	23.544	5	2	1:39.654	<b>1:39.738</b>	<b>15</b>
3	2	Rod Jolley	32.596	6	5	45.258	6	5	23.892	5	3	1:41.746	<b>1:42.004</b>	<b>5</b>
4	24	Miles Griffiths	32.141	12	4	45.126	13	4	24.412	5	7	1:41.679	<b>1:42.054</b>	<b>12</b>
5	37	Eddy Perk	33.359	5	7	47.149	15	7	25.043	4	8	1:45.551	<b>1:46.010</b>	<b>15</b>
6	71	Alan Baillie	33.575	5	9	47.584	5	9	25.055	14	9	1:46.214	<b>1:46.662</b>	<b>5</b>
7	14	Malcolm Cook	34.310	8	13	48.027	7	11	25.527	3	12	1:47.864	<b>1:48.084</b>	<b>7</b>
8	5	Tony Smith	34.259	10	12	47.931	12	10	25.423	14	11	1:47.613	<b>1:48.226</b>	<b>14</b>
9	7	Paul Griffin	34.480	12	14	48.691	8	13	25.656	13	13	1:48.827	<b>1:49.437</b>	<b>11</b>
10	16	Charles McCabe	34.132	14	11	50.224	9	17	25.691	4	14	1:50.047	<b>1:51.099</b>	<b>13</b>
11	47	Brian Jolliffe	35.455	8	18	49.686	5	15	26.523	1	17	1:51.664	<b>1:51.950</b>	<b>5</b>
12	28	Anthony Goddard	34.634	12	15	50.144	12	16	26.166	14	16	1:50.944	<b>1:51.460</b>	<b>12</b>
13	15	David Wenman	35.204	11	16	50.303	11	18	26.957	1	18	1:52.464	<b>1:52.537</b>	<b>11</b>
14	45	Scotty Taylor	37.826	7	19	53.703	5	19	27.877	1	19	1:59.406	<b>2:00.175</b>	<b>7</b>
15	41	Brian Maile	37.934	4	20	53.778	4	20	28.103	4	20	1:59.815	<b>1:59.815</b>	<b>4</b>
16	29	Nick Fennell	32.115	10	3	44.892	6	3	24.177	5	6	1:41.184	<b>1:41.522</b>	<b>6</b>
17	12	Rudi Friedrichs	32.772	3	6	46.060	5	6	24.054	5	4	1:42.886	<b>1:42.997</b>	<b>5</b>
18	8	Tony Ditheridge	35.284	3	17	49.629	5	14	26.088	3	15	1:51.001	<b>1:51.778</b>	<b>3</b>
19	61	Rainer Ott	33.867	2	10	48.180	2	12	25.072	3	10	1:47.119	<b>1:47.334</b>	<b>2</b>
20	18	Will Nuthall	33.532	3	8	47.222	1	8	24.092	2	5	1:44.846	<b>1:45.549</b>	<b>2</b>



Session Start: 15:24:22 - Finish: 15:49:55

Weather/Track Conditions: Sun/Dry

Circuit: Brands Hatch Grand Prix Circuit

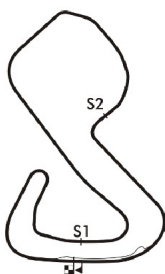
Track Length: 3.916 Km - 2.4330 miles

# 'Legends of Brands Hatch' Historic Race Meeting - 1 - 3 Jul 2016

## HGPCA Pre '66 Grand Prix Cars

### Race 9 - Best Sector Speeds

	NO	SECTOR 1	MPH	NO	SECTOR 2	MPH	NO	SECTOR 3	MPH
1	11	Jon Fairley	105.7	NO SPEED TRAP			18	Will Nuthall	131.5
2	22	Peter Horsman	104.7				11	Jon Fairley	131.2
3	24	Miles Griffiths	101.9				22	Peter Horsman	130.5
4	12	Rudi Friedrichs	99.9				2	Rod Jolley	128.0
5	29	Nick Fennell	99.9				12	Rudi Friedrichs	128.0
6	61	Rainer Ott	99.5				61	Rainer Ott	126.3
7	2	Rod Jolley	98.9				5	Tony Smith	124.2
8	37	Eddy Perk	98.0				29	Nick Fennell	124.2
9	5	Tony Smith	96.5				14	Malcolm Cook	123.3
10	7	Paul Griffin	94.0				71	Alan Baillie	123.1
11	71	Alan Baillie	93.6				7	Paul Griffin	120.7
12	14	Malcolm Cook	93.0				24	Miles Griffiths	120.7
13	16	Charles McCabe	91.1				37	Eddy Perk	120.2
14	47	Brian Jolliffe	85.8				16	Charles McCabe	117.3
15	45	Scotty Taylor	85.7				8	Tony Ditheridge	114.3
16	28	Anthony Goddard	85.4				47	Brian Jolliffe	114.3
17	8	Tony Ditheridge	85.2				28	Anthony Goddard	113.7
18	18	Will Nuthall	85.2				15	David Wenman	110.0
19	15	David Wenman	83.0				45	Scotty Taylor	108.9
20	41	Brian Maile	80.4				41	Brian Maile	104.1



**Session Start: 15:24:22 - Finish: 15:49:55**  
**Weather/Track Conditions: Sun/Dry**  
**Circuit: Brands Hatch Grand Prix Circuit**  
**Track Length: 3.916 Km - 2.4330 miles**

# 'Legends of Brands Hatch' Historic Race Meeting - 1 - 3 Jul 2016

## HGPCA Pre '66 Grand Prix Cars

### Race 9 - Lap Chart

Lap 1			Lap 2			Lap 3			Lap 4			Lap 5			Lap 6		
NO	Behind	Laptime	NO	Behind	Laptime	NO	Behind	Laptime	NO	Behind	Laptime	NO	Behind	Laptime	NO	Behind	Laptime
11		1:46.575	11		1:41.875	11		1:42.311	11		1:43.002	11		1:41.900	11		1:43.110
24	1.954	1:48.529	24	4.845	1:44.766	24	6.674	1:44.140	22	7.876	1:42.669	22	6.805	1:40.829	41	1 LAP	2:01.178
12	4.428	1:51.003	29	7.602	1:43.193	29	7.489	1:42.198	29	8.567	1:44.080	29	8.190	1:41.523	29	6.602	1:41.522
29	6.284	1:52.859	22	8.512	1:43.380	22	8.209	1:42.008	24	9.184	1:45.512	24	9.963	1:42.679	22	6.771	1:43.076
2	6.776	1:53.351	12	8.824	1:46.271	12	9.980	1:43.467	2	11.077	1:43.630	2	11.181	1:42.004	2	10.927	1:42.856
37	6.909	1:53.484	2	8.988	1:44.087	2	10.449	1:43.772	12	11.341	1:44.363	12	12.438	1:42.997	24	12.722	1:45.869
22	7.007	1:53.582	37	12.614	1:47.580	37	17.741	1:47.438	37	21.107	1:46.368	37	25.238	1:46.031	37	32.072	1:49.944
61	8.573	1:55.148	61	14.032	1:47.334	61	20.288	1:48.567	71	29.476	1:48.429	71	34.238	1:46.662	71	39.299	1:48.171
71	9.248	1:55.823	18	14.214	1:45.549	71	24.049	1:49.400	14	35.312	1:50.092	14	42.406	1:48.994	14	48.185	1:48.889
18	10.540	1:57.115	71	16.960	1:49.587	14	28.222	1:49.461	5	44.713	1:52.715	5	52.469	1:49.656	5	1:00.186	1:50.827
14	11.784	1:58.359	14	21.072	1:51.163	5	35.000	1:50.785	47	49.389	1:53.425	47	59.439	1:51.950	47	1:10.976	1:54.647
5	16.210	2:02.785	5	26.526	1:52.191	47	38.966	1:53.153	8	49.687	1:53.265	16	1:04.748	1:53.977	7	1:13.747	1:51.053
47	16.482	2:03.057	47	28.124	1:53.517	8	39.424	1:51.778	16	52.671	1:52.920	7	1:05.804	1:54.241	16	1:14.753	1:53.115
8	17.574	2:04.149	8	29.957	1:54.258	16	42.753	1:53.376	7	53.463	1:52.979	15	1:12.981	1:58.092	15	1:26.171	1:56.300
15	18.392	2:04.967	16	31.688	1:54.071	7	43.486	1:53.314	15	56.789	1:54.806	28	1:14.205	1:56.122	28	1:26.429	1:55.334
16	19.492	2:06.067	7	32.483	1:53.478	15	44.985	1:53.892	28	59.983	1:54.189	45	1:41.856	2:00.253			
7	20.880	2:07.455	15	33.404	1:56.887	28	48.796	1:54.195	45	1:23.503	2:00.647						
28	22.361	2:08.936	28	36.912	1:56.426	45	1:05.858	2:02.877	41	1:27.148	1:59.815						
45	25.596	2:12.171	45	45.292	2:01.571	41	1:10.335	2:02.237									
41	28.068	2:14.643	41	50.409	2:04.216												

**Session Start: 15:24:22 - Finish: 15:49:55**

**Weather/Track Conditions: Sun/Dry**

**Circuit: Brands Hatch Grand Prix Circuit**

**Track Length: 3.916 Km - 2.4330 miles**

# 'Legends of Brands Hatch' Historic Race Meeting - 1 - 3 Jul 2016

## HGPCA Pre '66 Grand Prix Cars

### Race 9 - Lap Chart

Lap 7			Lap 8			Lap 9			Lap 10			Lap 11			Lap 12		
NO	Behind	Laptime	NO	Behind	Laptime	NO	Behind	Laptime	NO	Behind	Laptime	NO	Behind	Laptime	NO	Behind	Laptime
11		1:44.605	11		1:43.490	11		1:43.164	11		1:41.359	11		1:40.099	11		1:40.515
22	4.816	1:42.650	22	2.847	1:41.521	28	1 LAP	1:52.622	22	0.812	1:41.232	22	1.650	1:40.937	22	1.671	1:40.536
29	6.316	1:44.319	29	6.262	1:43.436	22	0.939	1:41.256	16	1 LAP	1:52.767	7	1 LAP	1:51.815	41	2 LAPS	2:02.544
2	11.288	1:44.966	2	11.426	1:43.628	15	1 LAP	1:55.726	47	1 LAP	1:57.465	16	1 LAP	1:51.481	7	1 LAP	1:49.437
24	13.348	1:45.231	24	14.381	1:44.523	29	5.331	1:42.233	29	8.315	1:44.343	2	17.699	1:43.969	2	21.035	1:43.851
45	1 LAP	2:02.093	45	1 LAP	2:00.175	2	11.213	1:42.951	2	13.829	1:43.975	24	20.034	1:43.538	24	21.573	1:42.054
41	1 LAP	2:02.759	41	1 LAP	2:01.759	24	14.238	1:43.021	28	1 LAP	1:54.819	47	1 LAP	1:55.869	16	1 LAP	1:53.313
37	42.401	1:54.934	37	47.139	1:48.228	37	52.624	1:48.649	24	16.595	1:43.716	28	1 LAP	1:53.272	47	1 LAP	1:54.604
71	43.779	1:49.085	71	50.517	1:50.228	45	1 LAP	2:03.865	15	1 LAP	1:54.560	15	1 LAP	1:53.935	28	1 LAP	1:51.910
14	51.664	1:48.084	14	56.542	1:48.368	71	57.376	1:50.023	37	1:00.269	1:49.004	37	1:09.650	1:49.480	15	1 LAP	1:52.537
5	1:04.835	1:49.254	5	1:09.597	1:48.252	41	1 LAP	2:03.569	71	1:06.442	1:50.425	71	1:14.535	1:48.192	37	1:18.432	1:49.297
7	1:19.729	1:50.587	7	1:26.367	1:50.128	14	1:02.417	1:49.039	14	1:11.782	1:50.724	14	1:22.544	1:50.861	71	1:21.381	1:47.361
47	1:20.797	1:54.426	47	1:31.599	1:54.292	5	1:15.745	1:49.312	45	1 LAP	2:04.113	5	1:33.256	1:49.926	14	1:32.333	1:50.304
16	1:23.262	1:53.114	16	1:32.623	1:52.851	7	1:34.545	1:51.342	41	1 LAP	2:04.490	45	1 LAP	2:02.395			
28	1:34.745	1:52.921							5	1:23.429	1:49.043						
15	1:36.111	1:54.545															

**Session Start: 15:24:22 - Finish: 15:49:55**  
**Weather/Track Conditions: Sun/Dry**  
**Circuit: Brands Hatch Grand Prix Circuit**  
**Track Length: 3.916 Km - 2.4330 miles**



# 'Legends of Brands Hatch' Historic Race Meeting - 1 - 3 Jul 2016

## HGPCA Pre '66 Grand Prix Cars

### Race 9 - Lap Chart

Lap 13			Lap 14			Lap 15		
NO	Behind	Laptime	NO	Behind	Laptime	NO	Behind	Laptime
11		1:41.264	11		1:40.879	11		1:39.594
5	1 LAP	1:49.069	14	1 LAP	1:49.960	22	1.126	1:39.738
22	1.758	1:41.351	22	0.982	1:40.103	14	1 LAP	1:50.637
45	2 LAPS	2:02.227	5	1 LAP	1:48.735	5	1 LAP	1:48.226
7	1 LAP	1:50.117	2	26.833	1:44.859	2	30.185	1:42.946
2	22.853	1:43.082	24	27.378	1:45.004	24	30.498	1:42.714
24	23.253	1:42.944	7	1 LAP	1:51.418	7	1 LAP	1:52.164
41	2 LAPS	2:04.370	45	2 LAPS	2:00.636	16	1 LAP	1:51.240
16	1 LAP	1:51.855	16	1 LAP	1:51.099	45	2 LAPS	2:02.077
47	1 LAP	1:53.823	41	2 LAPS	2:05.215	47	1 LAP	1:52.852
28	1 LAP	1:51.460	47	1 LAP	1:53.665	28	1 LAP	1:52.666
15	1 LAP	1:55.361	28	1 LAP	1:52.221	41	2 LAPS	2:04.706
37	1:24.884	1:47.716	15	1 LAP	1:55.629	15	1 LAP	1:56.865
71	1:27.305	1:47.188	37	1:30.807	1:46.802	37	1:37.223	1:46.010
			71	1:33.483	1:47.057	71	1:42.424	1:48.535

*Session Start: 15:24:22 - Finish: 15:49:55*  
*Weather/Track Conditions: Sun/Dry*  
*Circuit: Brands Hatch Grand Prix Circuit*  
*Track Length: 3.916 Km - 2.4330 miles*

# 'Legends of Brands Hatch' Historic Race Meeting - 1 - 3 Jul 2016

## HGPCA Pre '66 Grand Prix Cars

### Race 19 - Starting Grid

Sheet No:

Start Time : 15:05 - Heat Duration : 25 Minutes

9	17	<b>61</b> Rainer Ott	18	<b>18</b> Will Nuthall
8	15	<b>29</b> Nick Fennell	16	<b>12</b> Rudi Friedrichs
7	13	<b>45</b> Scotty Taylor	14	<b>41</b> Brian Maile
6	11	<b>28</b> Anthony Goddard	12	<b>15</b> David Wenman
5	9	<b>16</b> Charles McCabe	10	<b>47</b> Brian Jolliffe
4	7	<b>5</b> Tony Smith	8	<b>7</b> Paul Griffin
3	5	<b>71</b> Alan Baillie	6	<b>14</b> Malcolm Cook
2	3	<b>2</b> Rod Jolley	4	<b>24</b> Miles Griffiths
1	1	<b>11</b> Jon Fairley	2	<b>22</b> Peter Horsman
ROW	<b>Pole Right</b>			

Cars 8 & 37 - withdrawn.

Circuit: Brands Hatch Grand Prix Circuit  
Track Length: 3.916 Km - 2.4330 miles

These results are provisional until the conclusion of any judicial and technical matters.

Clerk of the Course:

Julian Floyd

Timekeeper:

Nick Palmer

Issued at:

# 'Legends of Brands Hatch' Historic Race Meeting - 1 - 3 Jul 2016

## HGPCA Pre '66 Grand Prix Cars

### Race 19 - Classification

Sheet No:

POS	NO	DRIVER/S	CLASS	CLASS POS	CAR MAKE / MODEL	TIME	LAPS	GAP	DIFF	MPH	BEST	ON
1	11	Jon Fairley	12	1	Brahmham BT11/19	25:13.338	15	-- 15 laps		86.81	1:39.495	10
2	22	Peter Horsman	12	2	Lotus 18/21	25:15.077	15	1.739	1.739	86.71	1:39.218	8
3	2	Rod Jolley	7B	1	Cooper T45/51	25:58.898	15	45.560	43.821	84.28	1:42.436	11
4	12	Rudi Friedrichs	7B	2	Cooper T53	26:00.803	15	47.465	1.905	84.17	1:42.047	15
5	61	Rainer Ott	12	3	Cooper T53	25:19.688	14	-- 14 laps	1:00.932	80.69	1:45.615	10
6	71	Alan Baillie	10	1	Cooper T71/73	25:20.549	14	0.861	0.861	80.64	1:46.364	14
7	5	Tony Smith	7B	3	Cooper T51	25:42.782	14	23.094	22.233	79.48	1:47.909	9
8	14	Malcolm Cook	9	1	Cooper T43	25:47.680	14	27.992	4.898	79.22	1:48.156	8
9	47	Brian Jolliffe	9	2	Cooper T45	26:08.371	14	48.683	20.691	78.18	1:49.811	10
10	28	Anthony Goddard	10	2	Cooper-Alfa T56/59	26:21.477	14	1:01.789	13.106	77.53	1:50.402	10
11	16	Charles McCabe	11	1	BRM P57	26:29.731	14	1:10.043	8.254	77.13	1:51.388	7
12	15	David Wenman	INV	1	Cooper Bristol Mk1	26:31.173	14	1:11.485	1.442	77.06	1:51.850	6
13	45	Scotty Taylor	7C	1	Cooper T45	25:48.808	13	-- 13 laps	1:09.567	73.51	1:56.415	9
14	41	Brian Maile	7C	2	Cooper T41	26:27.652	13	38.844	38.844	71.71	1:58.853	9

----- NOT CLASSIFIED -----

DNF 7	Paul Griffin	7B	Cooper T51	22:09.962	12	-- 12 laps		79.03	1:46.451	12	
DNF 18	Will Nuthall	12	Cooper T53	7:03.934	4	-- 4 laps --		82.64	1:40.520	4	
DNF 29	Nick Fennell	11	Lotus 25	3:43.303	2	-- 2 laps --		2.481	78.44	1:44.066	2

----- FASTEST LAP SUMMARY -----

NO	DRIVER/S	CLASS	CAR MAKE / MODEL	FASTEST LAP	ON	MPH
22	Peter Horsman	12	Lotus 18/21	1:39.218	8	88.28
12	Rudi Friedrichs	7B	Cooper T53	1:42.047	15	85.83
29	Nick Fennell	11	Lotus 25	1:44.066	2	84.17
71	Alan Baillie	10	Cooper T71/73	1:46.364	14	82.35
14	Malcolm Cook	9	Cooper T43	1:48.156	8	80.98
15	David Wenman	INV	Cooper Bristol Mk1	1:51.850	6	78.31
45	Scotty Taylor	7C	Cooper T45	1:56.415	9	75.24

*Session Start: 15:04:36 - Finish: 15:29:48*

*Weather/Track Conditions: Sun/Dry*

*Circuit: Brands Hatch Grand Prix Circuit*

*Track Length: 3.916 Km - 2.4330 miles*

These results are provisional until the conclusion of any judicial and technical matters.

Clerk of the Course:  <p style="text-align: right;">Julian Floyd</p>	Timekeeper:  <p style="text-align: right;">Nick Palmer</p>	Issued at:
--	--	------------





# 'Legends of Brands Hatch' Historic Race Meeting - 1 - 3 Jul 2016

## HGPCA Pre '66 Grand Prix Cars

### Race 19 - Sector Analysis

45 Scotty Taylor (7C)									Cooper T45								
lap	Sect-1	Speed	Sect-2	Speed	Sect-3	Speed	TopSpeed	laptime pit	lap	Sect-1	Speed	Sect-2	Speed	Sect-3	Speed	Topspeed	laptime pit
1		74.6	53.742		27.883	108.8		2:10.047	8	37.775	80.8	52.645		27.445	110.6		1:57.865
2	37.120	75.5	53.516		27.654	109.5		1:58.290	9	36.884	81.2	52.169		27.362	110.9		1:56.415
3	37.128	77.5	53.567		28.052	108.8		1:58.747	10	36.666	80.3	52.774		27.470	110.9		1:56.910
4	37.594	78.8	53.449		27.610	108.9		1:58.653	11	37.027	76.2	53.599		28.184	108.2		1:58.810
5	37.696	78.1	53.776		27.688	110.4		1:59.160	12	36.980	79.6	51.993		27.554	111.1		1:56.527
6	37.573	78.0	53.189		27.873	110.7		1:58.635	13	36.828	79.7	52.993		29.903	86.8		1:59.724
7	36.854	81.1	54.344		27.827	110.9		1:59.025	14								

47 Brian Jolliffe (9)									Cooper T45								
lap	Sect-1	Speed	Sect-2	Speed	Sect-3	Speed	TopSpeed	laptime pit	lap	Sect-1	Speed	Sect-2	Speed	Sect-3	Speed	Topspeed	laptime pit
1		82.2	53.454		26.416	116.1		2:04.146	8	35.506	86.4	48.785		25.972	119.6		1:50.263
2	35.355	87.0	52.774		25.918	116.5		1:54.047	9	34.722	85.6	49.807		26.034	117.5		1:50.563
3	35.561	86.3	50.221		25.726	114.3		1:51.508	10	34.872	86.4	48.616		26.323	117.3		1:49.811
4	35.089	90.3	49.329		26.374	116.7		1:50.792	11	35.249	88.2	49.107		25.980	117.5		1:50.336
5	35.458	86.0	49.492		26.160	117.9		1:51.110	12	35.508	84.2	49.755		26.265	118.1		1:51.528
6	34.864	87.3	49.374		26.024	117.3		1:50.262	13	35.599	80.3	50.162		26.183	116.7		1:51.944
7	35.092	84.4	49.176		26.606	114.5		1:50.874	14	35.817	89.3	48.809		26.561	114.1		1:51.187

61 Rainer Ott (12)									Cooper T53								
lap	Sect-1	Speed	Sect-2	Speed	Sect-3	Speed	TopSpeed	laptime pit	lap	Sect-1	Speed	Sect-2	Speed	Sect-3	Speed	Topspeed	laptime pit
1		87.9	51.263		25.488	122.0		2:02.719	8	34.139	92.7	48.259		24.654	128.0		1:47.052
2	35.330	85.2	49.201		25.019	127.0		1:49.550	9	33.776	98.3	47.549		24.418	124.7		1:45.743
3	34.820	84.9	49.010		24.829	125.1		1:48.659	10	33.670	96.5	47.435		24.510	128.7		1:45.615
4	33.904	93.1	49.262		25.016	123.1		1:48.182	11	33.346	95.6	48.886		24.783	125.1		1:47.015
5	34.244	89.4	48.664		25.003	126.6		1:47.911	12	34.282	87.4	48.755		24.871	121.8		1:47.908
6	33.542	94.8	48.591		25.457	125.1		1:47.590	13	34.415	99.6	48.618		25.734	116.1		1:48.767
7	34.014	93.5	48.157		24.647	128.2		1:46.818	14	34.076	98.9	47.089		24.994	126.6		1:46.159

71 Alan Baillie (10)									Cooper T71/73								
lap	Sect-1	Speed	Sect-2	Speed	Sect-3	Speed	TopSpeed	laptime pit	lap	Sect-1	Speed	Sect-2	Speed	Sect-3	Speed	Topspeed	laptime pit
1		87.8	47.705		25.094	119.0		1:54.427	8	35.022	90.0	48.577		25.645	119.6		1:49.244
2	33.851	93.0	47.362		25.510	115.9		1:46.723	9	34.372	90.9	47.826		25.588	118.5		1:47.786
3	34.744	90.6	48.992		25.411	119.6		1:49.147	10	34.570	92.7	47.807		25.677	120.2		1:48.054
4	33.744	92.0	47.562		25.598	112.0		1:46.904	11	34.659	91.7	48.325		25.095	119.6		1:48.079
5	34.911	88.0	49.094		25.835	117.3		1:49.840	12	34.071	90.9	47.867		25.130	122.2		1:47.068
6	35.364	85.2	49.388		25.382	119.8		1:50.134	13	33.996	94.8	49.019		25.463	123.8		1:48.478
7	34.513	91.9	48.703		25.085	114.9		1:48.301	14	33.923	95.0	47.406		25.035	119.6		1:46.364

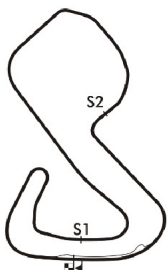


# 'Legends of Brands Hatch' Historic Race Meeting - 1 - 3 Jul 2016

## HGPCA Pre '66 Grand Prix Cars

### Race 19 - Best Sector Times

POS	NO	DRIVER/S	Sector 1			Sector 2			Sector 3			IDEAL LAP	BEST LAP	On
			TIME	LAP	POS	TIME	LAP	POS	TIME	LAP	POS			
1	11	Jon Fairley	31.268	10	1	44.565	8	2	23.272	1	1	1:39.105	<b>1:39.495</b>	<b>10</b>
2	22	Peter Horsman	31.487	8	2	44.216	8	1	23.405	10	2	1:39.108	<b>1:39.218</b>	<b>8</b>
3	2	Rod Jolley	32.667	11	5	45.359	14	5	23.984	10	4	1:42.010	<b>1:42.436</b>	<b>11</b>
4	12	Rudi Friedrichs	32.630	13	4	45.007	15	4	24.072	11	5	1:41.709	<b>1:42.047</b>	<b>15</b>
5	61	Rainer Ott	33.346	11	6	47.089	14	8	24.418	9	6	1:44.853	<b>1:45.615</b>	<b>10</b>
6	71	Alan Baillie	33.744	4	8	47.362	2	9	25.035	14	8	1:46.141	<b>1:46.364</b>	<b>14</b>
7	5	Tony Smith	34.086	8	10	48.101	9	10	25.390	11	10	1:47.577	<b>1:47.909</b>	<b>9</b>
8	14	Malcolm Cook	34.244	8	11	48.319	12	11	25.483	8	11	1:48.046	<b>1:48.156</b>	<b>8</b>
9	47	Brian Jolliffe	34.722	9	13	48.616	10	12	25.726	3	13	1:49.064	<b>1:49.811</b>	<b>10</b>
10	28	Anthony Goddard	34.579	11	12	49.629	10	13	25.978	11	14	1:50.186	<b>1:50.402</b>	<b>10</b>
11	16	Charles McCabe	34.841	10	14	49.913	7	15	25.578	4	12	1:50.332	<b>1:51.388</b>	<b>7</b>
12	15	David Wenman	34.979	7	15	49.652	14	14	26.537	10	15	1:51.168	<b>1:51.850</b>	<b>6</b>
13	45	Scotty Taylor	36.666	10	16	51.993	12	16	27.362	9	16	1:56.021	<b>1:56.415</b>	<b>9</b>
14	41	Brian Maile	37.153	9	17	53.508	11	17	27.981	9	17	1:58.642	<b>1:58.853</b>	<b>9</b>
15	7	Paul Griffin	33.762	12	9	46.911	13	7	25.128	12	9	1:45.801	<b>1:46.451</b>	<b>12</b>
16	18	Will Nuthall	32.228	4	3	44.794	4	3	23.498	4	3	1:40.520	<b>1:40.520</b>	<b>4</b>
17	29	Nick Fennell	33.436	2	7	45.939	2	6	24.691	2	7	1:44.066	<b>1:44.066</b>	<b>2</b>



Session Start: 15:04:36 - Finish: 15:29:48

Weather/Track Conditions: Sun/Dry

Circuit: Brands Hatch Grand Prix Circuit

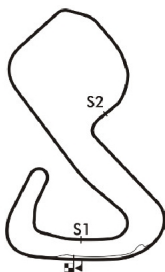
Track Length: 3.916 Km - 2.4330 miles

# 'Legends of Brands Hatch' Historic Race Meeting - 1 - 3 Jul 2016

## HGPCA Pre '66 Grand Prix Cars

### Race 19 - Best Sector Speeds

	NO	SECTOR 1	MPH	NO	SECTOR 2	MPH	NO	SECTOR 3	MPH
1	11	Jon Fairley	106.4		NO SPEED TRAP		18	Will Nuthall	133.1
2	22	Peter Horsman	104.9				11	Jon Fairley	131.0
3	2	Rod Jolley	99.6				61	Rainer Ott	128.7
4	7	Paul Griffin	99.6				22	Peter Horsman	128.2
5	61	Rainer Ott	99.6				2	Rod Jolley	127.8
6	12	Rudi Friedrichs	99.5				12	Rudi Friedrichs	127.8
7	15	David Wenman	97.4				29	Nick Fennell	124.2
8	29	Nick Fennell	97.0				14	Malcolm Cook	124.0
9	5	Tony Smith	96.1				71	Alan Baillie	123.8
10	71	Alan Baillie	95.0				5	Tony Smith	123.5
11	18	Will Nuthall	93.5				7	Paul Griffin	123.5
12	47	Brian Jolliffe	90.3				47	Brian Jolliffe	119.6
13	14	Malcolm Cook	90.1				16	Charles McCabe	118.1
14	16	Charles McCabe	90.0				28	Anthony Goddard	115.7
15	28	Anthony Goddard	87.4				45	Scotty Taylor	111.1
16	41	Brian Maile	81.9				15	David Wenman	109.8
17	45	Scotty Taylor	81.2				41	Brian Maile	105.0



**Session Start: 15:04:36 - Finish: 15:29:48**  
**Weather/Track Conditions: Sun/Dry**  
**Circuit: Brands Hatch Grand Prix Circuit**  
**Track Length: 3.916 Km - 2.4330 miles**



# 'Legends of Brands Hatch' Historic Race Meeting - 1 - 3 Jul 2016

## HGPCA Pre '66 Grand Prix Cars

### Race 19 - Lap Chart

Lap 1			Lap 2			Lap 3			Lap 4			Lap 5			Lap 6		
NO	Behind	Laptime	NO	Behind	Laptime	NO	Behind	Laptime	NO	Behind	Laptime	NO	Behind	Laptime	NO	Behind	Laptime
11		1:45.172	11		1:41.062	11		1:41.529	11		1:40.055	11		1:40.450	11		1:40.059
22	1.666	1:46.838	22	2.010	1:41.406	22	1.121	1:40.640	22	1.548	1:40.482	22	1.531	1:40.433	22	1.629	1:40.157
2	5.411	1:50.583	2	7.767	1:43.418	2	10.160	1:43.922	2	14.752	1:44.647	2	18.420	1:44.118	41	1 LAP	2:00.702
71	9.255	1:54.427	12	14.392	1:44.819	18	15.651	1:42.592	18	16.116	1:40.520	12	26.085	1:44.504	2	21.527	1:43.166
12	10.635	1:55.807	18	14.588	1:44.949	12	17.542	1:44.679	12	22.031	1:44.544	71	38.773	1:49.840	12	29.179	1:43.153
18	10.701	1:55.873	71	14.916	1:46.723	71	22.534	1:49.147	71	29.383	1:46.904	61	48.753	1:47.911	71	48.848	1:50.134
5	13.857	1:59.029	29	17.069	1:44.066	61	33.165	1:48.659	61	41.292	1:48.182	5	53.609	1:50.009	61	56.284	1:47.590
29	14.065	1:59.237	5	24.246	1:51.451	5	33.311	1:50.594	5	44.050	1:50.794	14	54.186	1:49.390	5	1:03.203	1:49.653
16	17.132	2:02.304	61	26.035	1:49.550	14	36.210	1:50.719	14	45.246	1:49.091	47	1:03.335	1:51.110	14	1:03.962	1:49.835
14	17.341	2:02.513	14	27.020	1:50.741	16	41.234	1:52.618	47	52.675	1:50.792	16	1:04.827	1:51.571	47	1:13.538	1:50.262
61	17.547	2:02.719	16	30.145	1:54.075	47	41.938	1:51.508	16	53.706	1:52.527	7	1:04.951	1:51.091	7	1:15.242	1:50.350
47	18.974	2:04.146	7	31.141	1:52.656	7	43.015	1:53.403	7	54.310	1:51.350	28	1:06.089	1:50.769	16	1:17.976	1:53.208
7	19.547	2:04.719	47	31.959	1:54.047	28	43.702	1:51.968	28	55.770	1:52.123	15	1:08.593	1:52.259	28	1:19.169	1:53.139
28	20.498	2:05.670	28	33.263	1:53.827	15	44.954	1:52.379	15	56.784	1:51.885	45	1:36.629	1:59.160	15	1:20.384	1:51.850
15	21.383	2:06.555	15	34.104	1:53.783	45	59.321	1:58.747	45	1:17.919	1:58.653						
45	24.875	2:10.047	45	42.103	1:58.290	41	1:06.902	2:00.929	41	1:27.659	2:00.812						
41	27.515	2:12.687	41	47.502	2:01.049												

**Session Start: 15:04:36 - Finish: 15:29:48**  
**Weather/Track Conditions: Sun/Dry**  
**Circuit: Brands Hatch Grand Prix Circuit**  
**Track Length: 3.916 Km - 2.4330 miles**

# 'Legends of Brands Hatch' Historic Race Meeting - 1 - 3 Jul 2016

## HGPCA Pre '66 Grand Prix Cars

### Race 19 - Lap Chart

Lap 7			Lap 8			Lap 9			Lap 10			Lap 11			Lap 12		
NO	Behind	Laptime	NO	Behind	Laptime	NO	Behind	Laptime	NO	Behind	Laptime	NO	Behind	Laptime	NO	Behind	Laptime
11		1:40.550	11		1:39.504	11		1:39.835	11		1:39.495	11		1:40.633	11		1:40.756
22	0.888	1:39.809	22	0.602	1:39.218	16	1 LAP	1:51.843	22	2.065	1:39.767	22	1.606	1:40.174	22	1.906	1:41.056
45	1 LAP	1:58.635	2	29.169	1:44.130	22	1.793	1:41.026	47	1 LAP	1:50.563	7	1 LAP	1:49.259	5	1 LAP	1:49.023
2	24.543	1:43.566	45	1 LAP	1:59.025	28	1 LAP	1:52.125	28	1 LAP	1:50.818	47	1 LAP	1:49.811	14	1 LAP	1:49.703
41	1 LAP	2:02.614	12	35.240	1:43.201	15	1 LAP	1:53.597	16	1 LAP	1:55.153	28	1 LAP	1:50.402	41	2 LAPS	2:03.569
12	31.543	1:42.914	41	1 LAP	2:00.217	2	32.157	1:42.823	15	1 LAP	1:53.216	16	1 LAP	1:51.712	7	1 LAP	1:47.076
71	56.599	1:48.301	71	1:06.339	1:49.244	12	38.296	1:42.891	2	35.314	1:42.652	15	1 LAP	1:52.018	47	1 LAP	1:50.336
61	1:02.552	1:46.818	61	1:10.100	1:47.052	45	1 LAP	1:57.865	12	41.371	1:42.570	2	37.117	1:42.436	28	1 LAP	1:50.491
5	1:11.954	1:49.301	5	1:20.844	1:48.394	41	1 LAP	1:59.314	45	1 LAP	1:56.415	12	43.154	1:42.416	2	39.682	1:43.321
14	1:12.724	1:49.312	14	1:21.376	1:48.156	71	1:14.290	1:47.786	61	1:22.128	1:45.615	45	1 LAP	1:56.910	16	1 LAP	1:52.922
7	1:23.583	1:48.891	7	1:31.894	1:47.815	61	1:16.008	1:45.743	71	1:22.849	1:48.054	61	1:28.510	1:47.015	15	1 LAP	1:53.607
47	1:23.862	1:50.874	47	1:34.621	1:50.263	5	1:28.918	1:47.909	41	1 LAP	1:58.853	71	1:30.295	1:48.079	12	44.518	1:42.120
16	1:28.814	1:51.388				14	1:30.463	1:48.922	5	1:37.692	1:48.269				61	1:35.662	1:47.908
28	1:29.833	1:51.214				7	1:38.960	1:46.901	14	1:39.539	1:48.571				71	1:36.607	1:47.068
15	1:32.097	1:52.263															

**Session Start: 15:04:36 - Finish: 15:29:48**  
**Weather/Track Conditions: Sun/Dry**  
**Circuit: Brands Hatch Grand Prix Circuit**  
**Track Length: 3.916 Km - 2.4330 miles**

# 'Legends of Brands Hatch' Historic Race Meeting - 1 - 3 Jul 2016

## HGPCA Pre '66 Grand Prix Cars

### Race 19 - Lap Chart

Lap 13			Lap 14			Lap 15		
NO	Behind	Laptime	NO	Behind	Laptime	NO	Behind	Laptime
11		1:40.655	11		1:42.032	11		1:41.551
22	1.819	1:40.568	22	1.411	1:41.624	22	1.739	1:41.879
45	2 LAPS	1:58.810	61	1 LAP	1:48.767	61	1 LAP	1:46.159
5	1 LAP	1:48.804	71	1 LAP	1:48.478	71	1 LAP	1:46.364
14	1 LAP	1:49.242	45	2 LAPS	1:56.527	5	1 LAP	1:50.476
7	1 LAP	1:46.451	5	1 LAP	1:49.076	14	1 LAP	1:51.027
41	2 LAPS	2:01.614	14	1 LAP	1:50.458	45	2 LAPS	1:59.724
47	1 LAP	1:51.528	2	42.716	1:42.889	2	45.560	1:44.395
2	41.859	1:42.832	47	1 LAP	1:51.944	12	47.465	1:42.047
12	46.033	1:42.170	12	46.969	1:42.968	47	1 LAP	1:51.187
28	1 LAP	1:53.345	41	2 LAPS	2:03.493	28	1 LAP	1:53.234
16	1 LAP	1:54.700	28	1 LAP	1:52.352	41	2 LAPS	2:01.799
15	1 LAP	1:52.976	16	1 LAP	1:52.309	16	1 LAP	1:53.401
			15	1 LAP	1:52.853	15	1 LAP	1:51.932

*Session Start: 15:04:36 - Finish: 15:29:48*  
*Weather/Track Conditions: Sun/Dry*  
*Circuit: Brands Hatch Grand Prix Circuit*  
*Track Length: 3.916 Km - 2.4330 miles*