

Algarve Classic Festival 2017

Autodromo Int. Algarve

HGPCA FORMULA 1 Pre-1966

26 - 29 October 2017

Result of Qualifying - OFICIAL

Autodromo Internacional Algarve - 4652 mtr.

Pos	Nbr	Name	Cls	PIC	Fastest	In	Gap	Diff	Laps	Km/h
1	20	Folch-Rusinol Joaquin (ES)	7a	1	2:06.180	12			13	132.75
2	14	Wilson Richard (GB)	7b	1	2:07.496	10	1.316	1.316	12	131.38
3	9	Dark Tom (GB)	7b	2	2:09.094	11	2.914	1.598	13	129.75
4	2	Jolley Rod (GB)	7b	3	2:09.234	12	3.054	0.140	13	129.61
5	30	Bronson Julian (GB)	8	1	2:09.439	5	3.259	0.205	11	129.41
6	37	Perk Eddy (NL)	10	1	2:10.263	10	4.083	0.824	13	128.59
7	43	Gillett Charles (GB)	9	1	2:12.370	9	6.190	2.107	12	126.54
8	32	Kinch Larry (GB)	12	1	2:12.526	3	6.346	0.156	5	126.39
9	121	Trouillard Franck (FR)	10	2	2:13.207	6	7.027	0.681	13	125.75
10	71	Baillie Alan (GB)	10	3	2:13.376	12	7.196	0.169	12	125.59
11	66	Hoole Sid (GB)	11	1	2:14.297	8	8.117	0.921	9	124.73
12	7	Griffin Paul (GB)	7b	4	2:14.812	11	8.632	0.515	13	124.25
13	248	Lehr Klaus (DE)	6	1	2:18.431	6	12.251	3.619	8	121.00
14	56	Halusa Martin (CH)	6	2	2:18.549	7	12.369	0.118	13	120.90
15	47	Jolliffe Brian (GB)	9	2	2:18.781	3	12.601	0.232	7	120.70
16	6	Newman Matthew (GB)	12	2	2:19.384	12	13.204	0.603	12	120.17
17	21	Nuthall Ian (GB)	5	1	2:19.719	5	13.539	0.335	6	119.89
18	88	Hartogs Bernardo (BR/GB)	10	4	2:20.649	8	14.469	0.930	8	119.09
19	53	Taylor Scotty (AUS)	12	3	2:22.889	4	16.709	2.240	6	117.23
20	19	Grant Paul (BE)	5	2	2:22.893	11	16.713	0.004	12	117.22
21	27	Dumolin Christian (FR)	6	3	2:26.853	5	20.673	3.960	8	114.06

Fastest time : 2:06.180 in lap 12 by nbr. 20 : Fdch-Rusinol Joaquin ()

Publication-time


Results: <https://livetiming.raceresults.nu/autodromodoalgarve>

Timekeeping by :

Clerk of the Course

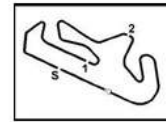
Steward

Timekeeper



Miguel C. Calado Gloria

Page 1 of 1



Algarve Classic Festival 2017

Autodromo Int. Algarve

HGPCA FORMULA 1 Pre-1966

Result of Qualifying

26 - 29 October 2017

Autodromo Internacional Algarve - 4652 mtr.

Class = 10

Pos	Nbr	Name	Fastest	In	Gap	Diff	Laps	Km/h
1	37	Perk Eddy (NL)	2:10.263	10			13	128.59
2	121	Trouillard Franck (FR)	2:13.207	6	2.944	2.944	13	125.75
3	71	Baillie Alan (GB)	2:13.376	12	3.113	0.169	12	125.59
4	88	Hartogs Bernardo (BR/GB)	2:20.649	8	10.386	7.273	8	119.09

Class = 11

Pos	Nbr	Name	Fastest	In	Gap	Diff	Laps	Km/h
1	66	Hoole Sid (GB)	2:14.297	8			9	124.73

Class = 12

Pos	Nbr	Name	Fastest	In	Gap	Diff	Laps	Km/h
1	32	Kinch Larry (GB)	2:12.526	3			5	126.39
2	6	Newman Matthew (GB)	2:19.384	12	6.858	6.858	12	120.17
3	53	Taylor Scotty (AUS)	2:22.889	4	10.363	3.505	6	117.23

Class = 5

Pos	Nbr	Name	Fastest	In	Gap	Diff	Laps	Km/h
1	21	Nuthall Ian (GB)	2:19.719	5			6	119.89
2	19	Grant Paul (BE)	2:22.893	11	3.174	3.174	12	117.22

Class = 6

Pos	Nbr	Name	Fastest	In	Gap	Diff	Laps	Km/h
1	248	Lehr Klaus (DE)	2:18.431	6			8	121.00
2	56	Halusa Martin (CH)	2:18.549	7	0.118	0.118	13	120.90
3	27	Dumolin Christian (FR)	2:26.853	5	8.422	8.304	8	114.06

Class = 7a

Pos	Nbr	Name	Fastest	In	Gap	Diff	Laps	Km/h
1	20	Folch-Rusinol Joaquin (ES)	2:06.180	12			13	132.75

Class = 7b


Pos	Nbr	Name	Fastest	In	Gap	Diff	Laps	Km/h
1	14	Wilson Richard (GB)	2:07.496	10			12	131.38
2	9	Dark Tom (GB)	2:09.094	11	1.598	1.598	13	129.75
3	2	Jolley Rod (GB)	2:09.234	12	1.738	0.140	13	129.61
4	7	Griffin Paul (GB)	2:14.812	11	7.316	5.578	13	124.25

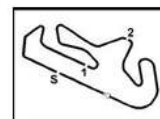
Fastest time : 2:06.180 in lap 12 by nbr. 20 : Folch-Rusinol Joaquin ()

Publication-time

Results: <https://livetiming.raceresults.nu/autodromodoalgarve>

Timekeeping by :

Clerk of the Course	Steward	Timekeeper  Miguel C. Calado Gloria
Page 1 of 2		



Algarve Classic Festival 2017

Autodromo Int. Algarve

HGPCA FORMULA 1 Pre-1966

Result of Qualifying

26 - 29 October 2017

Autodromo Internacional Algarve - 4652 mtr.

Class = 8

Pos	Nbr	Name	Fastest	In	Gap	Diff	Laps	Km/h
1	30	Bronson Julian (GB)	2:09.439	5			11	129.41

Class = 9


Pos	Nbr	Name	Fastest	In	Gap	Diff	Laps	Km/h
1	43	Gillett Charles (GB)	2:12.370	9			12	126.54
2	47	Jolliffe Brian (GB)	2:18.781	3	6.411	6.411	7	120.70

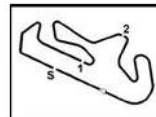
Fastest time : 2:06.180 in lap 12 by nbr. 20 : Fdch-Rusinol Joaquin ()

Publication-time

Results: <https://livetiming.raceresults.nu/autodromodoalgarve>

Timekeeping by :

Clerk of the Course	Steward	Timekeeper  Miguel C. Calado Gloria
Page 2 of 2		



Algarve Classic Festival 2017

Autodromo Int. Algarve

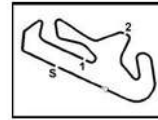
HGPCA FORMULA 1 Pre-1966

Laptimes - Qualifying

26 - 29 October 2017

Autodromo Internacional Algarve - 4652 mtr.

Nbr	Name	Laps	lap	Lap ..1	Lap ..2	Lap ..3	Lap ..4	Lap ..5	Lap ..6	Lap ..7	Lap ..8	Lap ..9	Lap ..0
20	Folch-Rusinol Joaquin	13	1 - 10	2:17.005	2:10.786	2:08.138	2:06.512	2:08.253	2:07.056	2:08.183	2:11.137	2:07.076	2:16.169
			11 - 20	4:33.775	2:06.180	2:06.949							
14	Wilson Richard	12	1 - 10	2:16.052	2:17.158	2:12.200	2:11.087	2:09.183	2:09.593	2:28.116	5:44.976	2:10.330	2:07.496
			11 - 20	2:08.407	2:09.838								
9	Dark Tom	13	1 - 10	2:28.296	2:24.719	2:18.764	2:16.421	2:14.063	2:12.592	2:11.503	2:12.617	2:11.525	2:11.780
			11 - 20	2:09.094	2:10.220	2:10.167							
2	Jolley Rod	13	1 - 10	2:32.709	2:21.404	2:12.344	2:10.482	2:11.190	2:09.747	2:10.672	2:11.505	2:10.590	2:09.427
			11 - 20	2:10.161	2:09.234	2:09.833							
30	Bronson Julian	11	1 - 10	2:17.030	2:15.343	2:09.676	2:09.724	2:09.439	2:29.675	4:31.417	2:12.778	2:10.686	2:09.789
			11 - 20	2:33.654									
37	Perk Eddy	13	1 - 10	2:25.266	2:20.209	2:13.800	2:12.571	2:12.045	2:10.681	2:11.944	2:10.803	2:11.689	2:10.263
			11 - 20	2:12.533	2:11.956	2:23.820							
43	Gillett Charles	12	1 - 10	2:29.701	2:21.822	2:15.582	2:14.343	2:14.111	2:13.628	2:14.030	2:12.709	2:12.370	2:13.092
			11 - 20	2:25.054	3:59.544								
32	Kinch Larry	5	1 - 10	2:29.272	2:16.118	2:12.526	2:15.658	3:04.364					
121	Trouillard Franck	13	1 - 10	2:38.070	2:32.408	2:16.730	2:21.531	2:15.415	2:13.207	2:17.117	2:20.838	2:18.717	2:25.263
			11 - 20	2:17.586	2:16.623	2:20.485							
71	Baillie Alan	12	1 - 10	2:26.271	2:18.631	2:18.433	2:19.285	2:17.811	2:15.674	2:14.650	2:15.103	2:16.700	2:51.000
			11 - 20	3:48.672	2:13.376								
66	Hoole Sid	9	1 - 10	2:35.289	2:18.442	2:17.496	2:16.612	2:19.439	2:15.582	2:14.871	2:14.297	2:23.248	
7	Griffin Paul	13	1 - 10	2:35.741	2:21.576	2:20.059	2:17.750	2:19.553	2:17.500	2:16.543	2:15.319	2:17.934	2:16.723
			11 - 20	2:14.812	2:14.967	2:16.273							
248	Lehr Klaus	8	1 - 10	2:34.791	2:29.010	2:27.213	3:42.996	2:18.683	2:18.431	2:19.195	2:26.698		
56	Halusa Martin	13	1 - 10	2:36.220	2:27.599	2:21.002	2:21.010	2:19.254	2:20.626	2:18.549	2:20.168	2:22.276	2:22.156
			11 - 20	2:19.429	2:19.984	2:33.047							
47	Jolliffe Brian	7	1 - 10	2:25.836	2:22.101	2:18.781	2:19.323	2:19.622	2:19.603	2:41.148			
6	New man Matthew	12	1 - 10	2:32.956	2:25.461	2:23.457	2:25.312	2:23.011	2:25.878	2:23.939	2:21.974	2:20.797	2:20.521
			11 - 20	2:19.943	2:19.384								
21	Nuthall Ian	6	1 - 10	2:37.876	2:30.332	2:23.088	2:21.440	2:19.719	2:33.632				
88	Hartogs Bernardo	8	1 - 10	2:38.335	2:36.582	2:36.536	4:27.793	10:15.416	2:20.836	2:20.703	2:20.649		
53	Taylor Scotty	6	1 - 10	2:43.885	2:25.643	2:28.254	2:22.889	2:24.337	2:25.114				
19	Grant Paul	12	1 - 10	2:38.259	2:28.474	2:26.051	2:23.338	2:23.141	2:24.064	2:24.619	2:23.590	2:23.373	2:23.375
			11 - 20	2:22.893	2:23.053								
27	Dumolin Christian	8	1 - 10	2:32.214	2:32.180	2:37.391	2:28.644	2:26.853	2:28.165	2:29.542	6:11.282		



Algarve Classic Festival 2017

Autodromo Int. Algarve

HGPCA FORMULA 1 Pre-1966

Laptimes - Qualifying

26 - 29 October 2017

Autodromo Internacional Algarve - 4652 mtr.

Nbr	Name	Laps	lap	Lap ..1	Lap ..2	Lap ..3	Lap ..4	Lap ..5	Lap ..6	Lap ..7	Lap ..8	Lap ..9	Lap ..0
-----	------	------	-----	---------	---------	---------	---------	---------	---------	---------	---------	---------	---------



Algarve Classic Festival 2017

Autodromo Int. Algarve

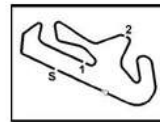
HGPCA FORMULA 1 Pre-1966

Sector analyse - Qualifying

26 - 29 October 2017

Autodromo Internacional Algarve - 4652 mtr.

Pos	Nbr	Name / Team name	Sector 1			Sector 2			Sector 3			Theoretical best	Actual best	In
			time	Lap	pos	time	Lap	pos	time	Lap	pos			
1	20	Folch-Rusinol Joaquin (ES)	39.362	4	1	39.408	9	1	46.961	3	2	2:05.731	2:06.180	12
2	14	Wilson Richard (GB)	39.628	10	2	40.854	4	3	46.926	10	1	2:07.408	2:07.496	10
3	9	Dark Tom (GB)	40.185	11	3	41.067	13	4	47.103	11	3	2:08.355	2:09.094	11
4	2	Jolley Rod (GB)	40.402	11	4	40.612	13	2	47.155	11	4	2:08.169	2:09.234	12
5	30	Bronson Julian (GB)	40.447	5	5								2:09.439	5
6	37	Perk Eddy (NL)	41.040	10	6	41.537	10	5	47.436	5	5	2:10.013	2:10.263	10
7	43	Gillett Charles (GB)	41.507	8	7	42.254	9	8	47.850	8	6	2:11.611	2:12.370	9
8	32	Kinch Larry (GB)	41.552	3	8	41.834	3	6	49.140	3	8	2:12.526	2:12.526	3
9	121	Trouillard Franck (FR)	42.216	6	11								2:13.207	6
10	71	Baillie Alan (GB)	41.845	12	10	42.054	11	7	49.045	12	7	2:12.944	2:13.376	12
11	66	Hoole Sid (GB)	42.360	6	12								2:14.297	8
12	7	Griffin Paul (GB)	41.698	12	9	42.905	13	9	49.656	11	9	2:14.259	2:14.812	11
13	248	Lehr Klaus (DE)	43.858	7	17	43.795	5	11	49.851	6	10	2:17.504	2:18.431	6
14	56	Halusa Martin (CH)	43.324	7	15	44.293	11	13	50.888	7	13	2:18.505	2:18.549	7
15	47	Jolliffe Brian (GB)	42.701	4	13	44.343	7	14	50.612	6	11	2:17.656	2:18.781	3
16	6	Newman Matthew (GB)	43.245	12	14	43.501	10	10	50.833	9	12	2:17.579	2:19.384	12
17	21	Nuthall Ian (GB)	43.808	5	16	44.544	5	15	51.367	5	15	2:19.719	2:19.719	5
18	88	Hartogs Bernardo (BR/GB)	44.893	7	20	44.177	7	12	50.979	6	14	2:20.049	2:20.649	8
19	53	Taylor Scotty (A US)	44.234	4	18	46.167	4	17	52.049	5	17	2:22.450	2:22.889	4
20	19	Grant Paul (BE)	44.769	12	19	45.687	11	16	51.768	4	16	2:22.224	2:22.893	11
21	27	Dumolin Christian (FR)											2:26.853	5



Algarve Classic Festival 2017

Autodromo Int. Algarve

HGPCA FORMULA 1 Pre-1966

26 - 29 October 2017

Laps and Sector Times - Qualifying

Autodromo Internacional Algarve - 4652 mtr.

2 Jolley Rod (GB)									Cooper T45/51								
lap	Sect-1	Speed	Sect-2	Speed	Sect-3	Speed	TopSpeed	laptime pit	lap	Sect-1	Speed	Sect-2	Speed	Sect-3	Speed	Topspeed	laptime pit
1	Out	114.0	48.522	83.6	55.026			2:32.709	8	41.549	129.3	42.229	93.4	47.727	210.5	224.1	2:11.505
2	45.017	128.0	45.542	89.0	50.845	183.1	181.5	2:21.404	9	41.544	122.4	41.282	94.4	47.764	208.1	223.1	2:10.590
3	42.512	139.5	41.693	86.3	48.139	192.5	194.2	2:12.344	10	40.554	138.8	41.362	102.8	47.511	209.7	220.0	2:09.427
4	41.103	129.0	41.605	87.7	47.774	209.3	219.5	2:10.482	11	40.402	141.0	42.604	92.9	47.155	208.5	226.4	2:10.161
5	41.224	131.5	41.023	98.4	48.943	207.7	220.0	2:11.190	12	41.171	144.8	40.716	99.0	47.347	208.5	227.8	2:09.234
6	41.189	140.3	40.869	100.4	47.689	210.9	214.7	2:09.747	13	41.680	140.8	40.612	100.6	47.541	209.3	210.5	2:09.833
7	41.189	134.8	41.883	88.3	47.600	209.3	220.0	2:10.672	14								

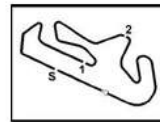
6 Newman Matthew (GB)									Brabham BT14								
lap	Sect-1	Speed	Sect-2	Speed	Sect-3	Speed	TopSpeed	laptime pit	lap	Sect-1	Speed	Sect-2	Speed	Sect-3	Speed	Topspeed	laptime pit
1	Out	107.9	51.861	86.3	56.470			2:32.956	7	46.008	114.5	44.900	91.5	53.031	193.2	195.3	2:23.939
2	46.416	126.9	46.042	92.1	53.003	175.6	178.5	2:25.461	8	44.546	127.1	45.052	87.7	52.376	191.2	190.8	2:21.974
3	44.885	129.3	45.761	82.0	52.811	185.6	182.1	2:23.457	9	44.318	134.0	45.646	85.9	50.833	195.7	198.5	2:20.797
4	45.090	122.2	46.504	89.3	53.718	193.9	197.8	2:25.312	10	43.592	137.9	43.501	102.1	53.428	196.7	202.6	2:20.521
5	43.416	127.8	46.186	78.1	53.409	194.2	200.4	2:23.011	11	43.794	141.4	44.212	87.9	51.937	188.8	200.0	2:19.943
6	44.122	132.4	45.962	83.9	55.794	193.5	190.1	2:25.878	12	43.245	135.7	43.966	90.8	52.173	194.2	199.6	2:19.384

7 Griffin Paul (GB)									Cooper T51								
lap	Sect-1	Speed	Sect-2	Speed	Sect-3	Speed	TopSpeed	laptime pit	lap	Sect-1	Speed	Sect-2	Speed	Sect-3	Speed	Topspeed	laptime pit
1	Out	103.6	50.424	91.9	54.844			2:35.741	8	41.986	135.5	43.353	93.4	49.980	198.9	213.4	2:15.319
2	46.245	153.0	45.416	102.9	49.915	165.9	166.7	2:21.576	9	43.886	124.3	43.829	93.8	50.219	199.6	209.7	2:17.934
3	43.194	154.1	44.139	86.8	52.726	199.6	196.0	2:20.059	10	42.622	143.0	43.111	93.5	50.990	201.1	197.1	2:16.723
4	42.769	149.8	44.210	95.2	50.771	194.9	201.9	2:17.750	11	41.923	145.7	43.233	92.2	49.656	198.9	216.9	2:14.812
5	43.082	127.5	44.847	99.5	51.624	198.5	203.0	2:19.553	12	41.698	145.6	43.386	98.2	49.883	206.5	213.9	2:14.967
6	42.936	127.1	43.876	91.7	50.688	195.7	210.5	2:17.500	13	42.508	135.0	42.905	93.7	50.860	203.4	215.6	2:16.273
7	42.561	132.5	43.673	89.6	50.309	197.1	209.7	2:16.543	14								

9 Dark Tom (GB)									Cooper T51								
lap	Sect-1	Speed	Sect-2	Speed	Sect-3	Speed	TopSpeed	laptime pit	lap	Sect-1	Speed	Sect-2	Speed	Sect-3	Speed	Topspeed	laptime pit
1	Out	106.2	48.688	86.8	53.933			2:28.296	8	41.931	134.3	41.334	109.2	49.352	215.6	229.3	2:12.617
2	45.881	120.0	46.246	89.4	52.592	203.8	170.9	2:24.719	9	41.312	137.1	42.084	106.2	48.129	216.0	225.9	2:11.525
3	43.729	116.8	44.773	94.6	50.262	201.5	192.5	2:18.764	10	40.547	150.6	42.693	100.8	48.540	215.6	225.0	2:11.780
4	42.740	129.8	44.564	93.4	49.117	204.5	204.5	2:16.421	11	40.185	140.6	41.806	106.0	47.103	219.5	225.0	2:09.094
5	42.367	131.5	42.308	106.7	49.388	208.9	216.4	2:14.063	12	40.896	141.9	41.457	104.3	47.867	217.7	225.0	2:10.220
6	41.579	131.7	42.887	81.4	48.126	216.0	219.1	2:12.592	13	40.424	144.0	41.067	107.0	48.676	216.9	230.8	2:10.167
7	41.513	131.2	41.830	107.2	48.160	214.3	223.6	2:11.503	14								

14 Wilson Richard (GB)									Cooper T51								
lap	Sect-1	Speed	Sect-2	Speed	Sect-3	Speed	TopSpeed	laptime pit	lap	Sect-1	Speed	Sect-2	Speed	Sect-3	Speed	Topspeed	laptime pit
1	Out	128.0	43.232	87.4	50.482			2:16.052	7	41.384	135.2	43.527	87.4		213.0	198.2	2:28.116
2	42.130	129.8	45.074	88.0	49.954	204.5	215.6	2:17.158	8	Out	138.1	43.147	91.8	47.326			5:44.976 P
3	41.749	130.8	43.018	90.5	47.433	205.7	209.7	2:12.200	9	39.858	139.7	42.373	89.0	48.099	214.7	212.2	2:10.330
4	40.411	138.6	40.854	87.4	49.822	212.2	217.7	2:11.087	10	39.628	137.2	40.942	88.2	46.926	213.0	221.3	2:07.496
5	40.567	146.5	41.071	88.7	47.545	210.5	221.3	2:09.183	11	39.718	133.2	41.435	88.1	47.254	216.0	225.9	2:08.407
6	40.816	138.5	41.402	87.3	47.375	214.3	201.9	2:09.593	12	40.471	148.6	41.418	92.3	47.949	214.7	210.1	2:09.838

19 Grant Paul (BE)									Cooper Bristol Mk 2 3/52								
lap	Sect-1	Speed	Sect-2	Speed	Sect-3	Speed	TopSpeed	laptime pit	lap	Sect-1	Speed	Sect-2	Speed	Sect-3	Speed	Topspeed	laptime pit
1	Out	95.7	51.328	84.8	56.114			2:38.259	7	46.058	127.2	46.148	87.2	52.413	173.1	179.1	2:24.619
2	48.006	107.8	47.773	88.1	52.695	163.9	190.5	2:28.474	8	45.840	125.7	45.831	91.1	51.919	173.1	195.7	2:23.590
3	46.156	114.4	46.970	82.5	52.925	171.4	194.2	2:26.051	9	45.385	134.3	46.028	92.6	51.960	178.8	185.9	2:23.373
4	45.170	117.6	46.400	86.9	51.768	179.7	192.5	2:23.338	10	45.061	129.2	46.228	91.4	52.086	173.4	201.9	2:23.375
5	44.980	127.8	45.976	91.0	52.185	178.5	196.7	2:23.141	11	45.156	127.1	45.687	90.8	52.050	170.1	195.7	2:22.893
6	45.815	131.2	45.903	87.1	52.346	173.9	196.4	2:24.064	12	44.769	124.1	45.764	87.9	52.520	174.8	196.0	2:23.053



Algarve Classic Festival 2017

Autodromo Int. Algarve

HGPCA FORMULA 1 Pre-1966 Laps and Sector Times - Qualifying

26 - 29 October 2017

Autodromo Internacional Algarve - 4652 mtr.

20 Folch-Rusinol Joaquin (ES)									Lotus 16 365										
lap	Sect-1	Speed	Sect-2	Speed	Sect-3	Speed	TopSpeed	laptime	pit	lap	Sect-1	Speed	Sect-2	Speed	Sect-3	Speed	Topspeed	laptime	pit
1	Out	121.2	44.491	86.6	49.380			2:17.005		8	42.453	140.4	40.595	96.4	48.089	207.3	215.6	2:11.137	
2	41.997	145.2	41.309	97.1	47.480	203.4	225.9	2:10.786		9	39.756	144.0	39.408	97.9	47.912	209.7	211.8	2:07.076	
3	40.732	137.8	40.445	95.7	46.961	211.4	208.9	2:08.138		10	39.827	140.1	41.290	92.2		206.1	225.0	2:16.169	
4	39.362	139.7	39.973	95.6	47.177	210.9	231.8	2:06.512		11	Out	147.5	39.984	96.9	47.431			4:33.775	P
5	39.978	133.3	40.769	89.1	47.506	212.6	213.0	2:08.253		12	39.445	147.7	39.696	94.9	47.039	209.7	226.4	2:06.180	
6	40.078	139.5	39.883	94.5	47.095	208.5	215.6	2:07.056		13	40.023	137.4	39.870	93.8	47.056	211.8	226.4	2:06.949	
7	40.823	148.4	39.931	98.1	47.429	213.4	228.3	2:08.183		14									

21 Nuthall Ian (GB)									Alta F2										
lap	Sect-1	Speed	Sect-2	Speed	Sect-3	Speed	TopSpeed	laptime	pit	lap	Sect-1	Speed	Sect-2	Speed	Sect-3	Speed	Topspeed	laptime	pit
1	Out	103.7	49.411	81.3	58.064			2:37.876		4	44.368	133.2	44.695	89.3	52.377	180.9	197.8	2:21.440	
2	47.830	131.2	46.335	96.3	56.167	166.9	163.1	2:30.332		5	43.808	130.4	44.544	91.5	51.367	182.4	198.5	2:19.719	
3	45.074	126.9	45.137	94.7	52.877	176.2	194.6	2:23.088		6	45.466	119.1	47.944	82.3	48.599	185.9	196.7	2:33.632	

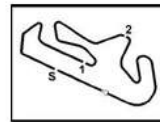
27 Dumolin Christian (FR)									Maserati 250F 2522										
lap	Sect-1	Speed	Sect-2	Speed	Sect-3	Speed	TopSpeed	laptime	pit	lap	Sect-1	Speed	Sect-2	Speed	Sect-3	Speed	Topspeed	laptime	pit
1								2:32.214		5								2:26.853	
2								2:32.180	D	6								2:28.165	
3								2:37.391		7								2:29.542	
4								2:28.644		8								6:11.282	

30 Bronson Julian (GB)									Scarab Offenhauser										
lap	Sect-1	Speed	Sect-2	Speed	Sect-3	Speed	TopSpeed	laptime	pit	lap	Sect-1	Speed	Sect-2	Speed	Sect-3	Speed	Topspeed	laptime	pit
1	Out	116.5						2:17.030		7	Out	120.5	In		In			4:31.417	P
2	44.454	120.9				204.9		2:15.343		8	41.626	125.4				209.7		2:12.778	
3	41.656	129.8				206.9		2:09.676		9	41.107	140.8				208.1		2:10.686	
4	40.473	137.4				209.7		2:09.724		10	40.902	132.8				208.5		2:09.789	
5	40.447	131.7				209.7		2:09.439		11	46.384	103.3				208.1		2:33.654	
6	42.866	105.3				203.8		2:29.675		12									

32 Kinch Larry (GB)									Lotus 32 Tasman										
lap	Sect-1	Speed	Sect-2	Speed	Sect-3	Speed	TopSpeed	laptime	pit	lap	Sect-1	Speed	Sect-2	Speed	Sect-3	Speed	Topspeed	laptime	pit
1	Out	118.2	49.560	79.9	55.317			2:29.272		4	42.486	132.7	42.925	94.6	50.247	209.7	219.5	2:15.658	
2	43.192	140.4	42.472	100.4	50.454	195.7	204.5	2:16.118		5	52.679	100.7	55.787	70.7		208.1	202.6	3:04.364	
3	41.552	132.5	41.834	106.0	49.140	208.9	222.7	2:12.526		6									

37 Perk Eddy (NL)									Heron F1										
lap	Sect-1	Speed	Sect-2	Speed	Sect-3	Speed	TopSpeed	laptime	pit	lap	Sect-1	Speed	Sect-2	Speed	Sect-3	Speed	Topspeed	laptime	pit
1	Out	92.2	46.132	86.3	52.603			2:25.266		8	41.477	128.3	41.541	97.3	47.785	196.7	214.7	2:10.803	
2	44.298	126.2	46.154	90.2	49.757	183.7	197.1	2:20.209		9	41.875	120.3	42.194	100.9	47.620	195.3	212.6	2:11.689	
3	43.213	118.7	42.800	93.0	47.787	192.2	210.5	2:13.800		10	41.040	135.7	41.537	91.8	47.686	196.4	213.4	2:10.263	
4	41.956	121.6	42.075	92.3	48.540	196.0	214.7	2:12.571		11	41.104	130.4	42.978	90.0	48.451	196.0	212.6	2:12.533	
5	41.493	126.0	43.116	93.8	47.436	194.2	213.0	2:12.045		12	41.929	130.3	41.547	101.6	48.480	193.9	209.3	2:11.956	
6	41.111	127.2	41.773	95.3	47.797	196.7	214.3	2:10.681		13	45.681	136.5	46.088	78.0	52.051	174.5	177.3	2:23.820	
7	41.262	128.4	42.005	97.9	48.677	196.0	213.4	2:11.944		14									

43 Gillett Charles (GB)									Cooper T43										
lap	Sect-1	Speed	Sect-2	Speed	Sect-3	Speed	TopSpeed	laptime	pit	lap	Sect-1	Speed	Sect-2	Speed	Sect-3	Speed	Topspeed	laptime	pit
1	Out	100.7	48.890	77.9	56.114			2:29.701		7	41.703	127.4	42.822	96.3	49.505	200.0	213.0	2:14.030	
2	46.268	121.1	45.852	95.9	49.702	170.3	178.5	2:21.822		8	41.507	127.1	43.352	99.8	47.850	199.3	216.9	2:12.709	
3	42.453	130.3	44.287	94.5	48.842	193.9	213.9	2:15.582		9	41.762	128.7	42.254	94.3	48.354	199.3	212.2	2:12.370	
4	42.359	126.3	43.362	90.9	48.622	198.9	218.2	2:14.343		10	41.637	125.1	42.790	99.7	48.665	199.6	212.2	2:13.092	
5	42.000	122.6	43.828	92.2	48.283	199.3	217.3	2:14.111		11	42.319	119.6	45.596	83.3		200.0	213.9	2:25.054	
6	41.728	124.0	43.399	96.4	48.501	200.0	217.7	2:13.628		12	Out	115.6	50.123	83.5	In			3:59.544	P



Algarve Classic Festival 2017

Autodromo Int. Algarve

HGPCA FORMULA 1 Pre-1966

26 - 29 October 2017

Laps and Sector Times - Qualifying

Autodromo Internacional Algarve - 4652 mtr.

47 Jolliffe Brian (GB)									Cooper T45										
lap	Sect-1	Speed	Sect-2	Speed	Sect-3	Speed	TopSpeed	laptime	pit	lap	Sect-1	Speed	Sect-2	Speed	Sect-3	Speed	Topspeed	laptime	pit
1	Out	113.0	47.507	82.7	52.581			2:25.836		5	43.775	127.4	44.395	96.0	51.452	189.1	208.5	2:19.622	
2	44.987	130.4	45.891	96.7	51.223	189.8	196.7	2:22.101		6	44.039	119.3	44.952	99.3	50.612	194.6	200.7	2:19.603	
3	43.310	125.4	44.855	96.9	50.616	193.9	210.1	2:18.781		7	44.045	128.0	44.343	97.5		188.8	201.5	2:41.148	
4	42.701	133.0	44.646	89.6	51.976	192.9	203.4	2:19.323		8									

53 Taylor Scotty (AUS)									Cooper T53										
lap	Sect-1	Speed	Sect-2	Speed	Sect-3	Speed	TopSpeed	laptime	pit	lap	Sect-1	Speed	Sect-2	Speed	Sect-3	Speed	Topspeed	laptime	pit
1	Out	103.7	51.110	87.6	1:01.931			2:43.885		4	44.234	125.9	46.167	97.3	52.488	194.6	201.9	2:22.889	
2	46.133	119.3	46.462	98.9	53.048	180.3	175.0	2:25.643		5	45.324	107.7	46.964	78.5	52.049	190.8	197.1	2:24.337	
3	46.323	120.9	46.891	85.1	55.040	188.2	187.2	2:28.254		6	45.697	111.2	46.262	82.7	53.155	196.4	197.8	2:25.114	

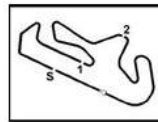
56 Halusa Martin (CH)									Mesarati 250F 2521										
lap	Sect-1	Speed	Sect-2	Speed	Sect-3	Speed	TopSpeed	laptime	pit	lap	Sect-1	Speed	Sect-2	Speed	Sect-3	Speed	Topspeed	laptime	pit
1	Out	91.3	51.044	75.9	56.824			2:36.220		8	43.659	118.6	44.730	88.7	51.779	196.4	203.4	2:20.168	
2	45.992	126.2	47.093	83.7	54.514	175.6	184.0	2:27.599		9	44.343	108.7	45.101	87.4	52.832	196.7	197.4	2:22.276	
3	43.946	117.0	45.356	84.2	51.700	192.9	200.4	2:21.002		10	44.102	123.7	45.066	85.2	52.988	181.8	189.1	2:22.156	
4	44.187	120.3	45.529	90.2	51.294	194.6	204.9	2:21.010		11	43.800	122.4	44.293	87.6	51.336	194.9	200.7	2:19.429	
5	43.802	133.2	44.543	83.2	50.909	197.4	190.1	2:19.254		12	44.059	125.3	44.396	90.5	51.529	194.2	188.2	2:19.984	
6	44.323	124.1	44.509	91.6	51.794	195.7	195.7	2:20.626		13	43.500	125.3	45.400	85.4	53.155	196.4	197.8	2:25.114	
7	43.324	129.3	44.337	89.1	50.888	194.9	199.6	2:18.549		14									

66 Hoole Sid (GB)									Cooper T66 F1										
lap	Sect-1	Speed	Sect-2	Speed	Sect-3	Speed	TopSpeed	laptime	pit	lap	Sect-1	Speed	Sect-2	Speed	Sect-3	Speed	Topspeed	laptime	pit
1	Out	107.5						2:35.289		6	42.360	139.4				204.9		2:15.582	
2	44.276	135.0				181.8		2:18.442		7	42.406	139.0				203.8		2:14.871	
3	42.670	128.1				197.4		2:17.496		8	42.633	138.8				206.1		2:14.297	
4	42.857	114.5				201.9		2:16.612		9	42.851	132.2				197.1		2:23.248	
5	43.039	133.2				206.9		2:19.439		10									

71 Baillie Alan (GB)									Cooper T71/73										
lap	Sect-1	Speed	Sect-2	Speed	Sect-3	Speed	TopSpeed	laptime	pit	lap	Sect-1	Speed	Sect-2	Speed	Sect-3	Speed	Topspeed	laptime	pit
1	Out	121.2	46.653	83.1	55.670			2:26.271		7	42.618	134.0	42.704	96.2	49.328	202.2	221.3	2:14.650	
2	42.923	123.1	42.796	98.5	52.912	198.9	208.1	2:18.631		8	43.069	124.0	42.491	95.1	49.543	199.3	216.9	2:15.103	
3	43.435	124.1	43.959	100.0	51.039	194.9	216.9	2:18.433		9	42.144	132.8	43.375	93.0	51.181	203.4	224.1	2:16.700	
4	42.996	115.3	45.843	95.2	50.446	198.5	213.4	2:19.285		10	50.419	110.0	54.677	84.1	192.2	217.3	2:51.000		
5	42.465	127.4	45.147	99.0	50.199	196.7	220.9	2:17.811		11	Out	137.1	42.054	105.0	49.496		3:48.672		P
6	42.501	133.5	43.622	98.8	49.551	203.4	217.3	2:15.674		12	41.845	132.0	42.486	110.3	49.045	203.0	220.0	2:13.376	

88 Hartogs Bernardo (BR/GB)									Lotus 18/21 916										
lap	Sect-1	Speed	Sect-2	Speed	Sect-3	Speed	TopSpeed	laptime	pit	lap	Sect-1	Speed	Sect-2	Speed	Sect-3	Speed	Topspeed	laptime	pit
1	Out	109.3	53.098	94.0	53.682			2:38.335		5	Out	123.9	46.432	89.3	51.829		10:15.416		P
2	47.395	117.8	45.769	94.2	1:03.418	172.8	159.5	2:36.582		6	45.302	127.1	44.555	90.9	50.979	178.2	184.3	2:20.836	
3	48.118	117.1	46.955	89.9		135.0	166.9	2:36.536		7	44.893	131.2	44.177	100.7	51.633	184.0	188.8	2:20.703	
4	Out	103.7	52.641	79.6	In			4:27.793	P	8	44.899	124.7	44.578	98.1	51.172	179.7	192.9	2:20.649	

121 Trouillard Franck (FR)									Lotus 21/24 938										
lap	Sect-1	Speed	Sect-2	Speed	Sect-3	Speed	TopSpeed	laptime	pit	lap	Sect-1	Speed	Sect-2	Speed	Sect-3	Speed	Topspeed	laptime	pit
1	Out	104.5						2:38.070		8	45.741	127.1				166.2		2:20.838	
2	47.338	122.9				154.5		2:32.408		9	44.172	131.4				176.8		2:18.717	
3	43.276	140.8				176.2		2:16.730		10	43.816	133.8				175.3		2:25.263	
4	43.005	139.2				185.9		2:21.531		11	43.710	137.8				169.5		2:17.586	
5	42.902	136.4				179.1		2:15.415		12	44.028	135.0				181.2		2:16.623	
6	42.216	141.2				188.8		2:13.207		13	44.784	131.1				189.1		2:20.485	
7	42.349	123.9				190.5		2:17.117		14									



Algarve Classic Festival 2017

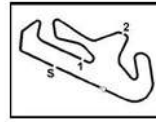
Autodromo Int. Algarve

HGPCA FORMULA 1 Pre-1966 Laps and Sector Times - Qualifying

26 - 29 October 2017

Autodromo Internacional Algarve - 4652 mtr.

248 Lehr Klaus (DE)									Maserati 250F CM5								
lap	Sect-1	Speed	Sect-2	Speed	Sect-3	Speed	TopSpeed	laptime pit	lap	Sect-1	Speed	Sect-2	Speed	Sect-3	Speed	Top speed	laptime pit
1	Out	98.8	50.317	93.1	54.622			2:34.791	5	43.936	<u>126.6</u>	<u>43.795</u>	102.8	50.952	196.0	<u>192.5</u>	2:18.683
2	48.541	107.4	46.698	100.8	53.771	168.2	149.0	2:29.010	6	44.635	124.4	43.945	96.3	<u>49.851</u>	197.4	177.0	<u>2:18.431</u>
3	46.080	115.6	44.834	98.5		175.9	164.6	2:27.213	7	<u>43.858</u>	126.0	44.430	96.1	50.907	195.3	180.3	2:19.195
4	Out	116.4	44.535	<u>105.3</u>	50.860			3:42.996	8	43.941	117.3	44.497	99.1	<u>198.9</u>	186.5		2:26.698



Algarve Classic Festival 2017

Autodromo Int. Algarve

Heat name : HGPCA FORMULA 1 Pre-1966 - Qualifying
 Heat Date : 27 October 2017
 Weather :
 : Autodromo Internacional Algarve - 4652 mtr.

Participants Started	: 21	Participants Classified	: 21
Participants Finished	: 12	Participants Not Classified	: 7
Participants Not Finished	: 9		

Green flag at	: 16:05:00	Heat recording start time	: 16:00:17
Finish flag waved at	: 16:35:00	Heat recording end time	: 16:38:18
Total time under Green	: 30:00	Total of All Laps in Heat	: 219
Number of cautions	: 0	Total time under Yellow	: 00:00:00
Number of code-60's	: 0	Total time under Code-60	: 00:00:00

Summary of winners per class

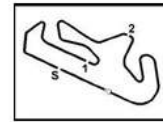
Nbr	Name / Team name	Cls	Fastest Laptime	In	Avg. Speed	Laps	Race Time
-----	------------------	-----	-----------------	----	------------	------	-----------

Best Lap time history during the Heat

#	Nbr	lap time	in lap	Name	time of day
1	20	2:10.786	2	Folch-Rusinol Joaquin	16:10:28
2	20	2:08.138	3	Folch-Rusinol Joaquin	16:12:36
3	20	2:06.512	4	Folch-Rusinol Joaquin	16:14:42
4	20	2:06.180	12	Folch-Rusinol Joaquin	16:34:20

Summary of best laptimes per class

Nbr	Name / Team name	Cls	Fastest Laptime	In	Speed
37	Perk Eddy	10	2:10.263	10	128.59
66	Hoole Sid	11	2:14.297	8	124.73
32	Kinch Larry	12	2:12.526	3	126.39
21	Nuthall Ian	5	2:19.719	5	119.89
248	Lehr Klaus	6	2:18.431	6	121.00
20	Folch-Rusinol Joaquin	7a	2:06.180	12	132.75
14	Wilson Richard	7b	2:07.496	10	131.38
30	Bronson Julian	8	2:09.439	5	129.41
43	Gillett Charles	9	2:12.370	9	126.54



Algarve Classic Festival 2017

Autodromo Int. Algarve

HGPCA FORMULA 1 Pre-1966 Result of Race 1 - OFICIAL

26 - 29 October 2017
Autodromo Internacional Algarve - 4652 mtr.

Pos	Nbr	Name	Cls	PIC	Gap	Total time	Fastest	In	Avg. Speed
1	20	Folch-Rusinol Joaquin (ES)	7a	1	-- 11 laps --	27:03.202	2:07.495	2	113.51
2	37	Perk Eddy (NL)	10	1	16.059	27:19.261	2:10.748	8	112.40
3	9	Dark Tom (GB)	7b	1	17.105	27:20.307	2:07.692	11	112.32
4	66	Hoole Sid (GB)	11	1	22.369	27:25.571	2:11.972	10	111.96
5	43	Gillett Charles (GB)	9	1	26.305	27:29.507	2:13.406	11	111.70
6	71	Baillie Alan (GB)	10	2	26.320	27:29.522	2:14.056	8	111.70
7	2	Jolley Rod (GB)	7b	2	31.261	27:34.463	2:07.644	10	111.36
8	7	Griffin Paul (GB)	7b	3	32.805	27:36.007	2:14.638	9	111.26
9	121	Trouillard Franck (FR)	10	3	52.474	27:55.676	2:16.918	10	109.95
10	47	Jolliffe Brian (GB)	9	2	1:02.070	28:05.272	2:19.857	8	109.33
11	21	Nuthall Ian (GB)	5	1	1:04.034	28:07.236	2:19.398	9	109.20
12	19	Grant Paul (BE)	5	2	1:06.922	28:10.124	2:19.390	9	109.01
13	6	Newman Matthew (GB)	12	1	1:09.210	28:12.412	2:18.809	9	108.87
14	56	Halusa Martin (CH)	6	1	1:25.498	28:28.700	2:20.909	8	107.83
15	88	Hartogs Bernardo (BR)	10	4	1:42.129	28:45.331	2:25.716	11	106.79
16	45	Taylor Scotty (AUS)	7c	1	2:37.293	29:40.495	2:37.239	8	103.48
17	248	Lehr Klaus (DE)	6	2	-- 9 laps --	23:20.922	2:19.193	8	107.60
18	30	Bronson Julian (GB)	8	1	-- 5 laps --	13:18.082	2:10.146	2	104.94
19	32	Kinch Larry (GB)	12	2	-- 1 laps --	2:24.977	2:24.977	1	115.53
20	14	Wilson Richard (GB)	7b	4					

Car N. 2 - 30s Penalty - Stew ards decision N.1


Fastest time : 2:07.495 in lap 2 by nbr. 20 : Fdch-Rusinol Joaquin ()

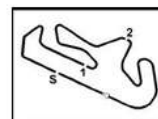
Publication-time

Results: <https://livetiming.raceresults.nu/autodromodoalgarve>

Timekeeping by :

Time Printed 29-10-2017 - 15:07

Clerk of the Course	Steward	Timekeeper  Miguel C. Calado Gloria
---------------------	---------	-------------------------------------------------------------------------------------------------------------------------------



Algarve Classic Festival 2017

Autodromo Int. Algarve

HGPCA FORMULA 1 Pre-1966

Result of Race 1 - Amended

26 - 29 October 2017

Autodromo Internacional Algarve - 4652 mtr.

Class = 10

Pos	Nbr	Name	Gap	Diff	Total time	Fastest	In
1	37	Perk Eddy (NL)	-- 11 laps --		27:19.261	2:10.748	8
2	71	Baillie Alan (GB)	10.261	10.261	27:29.522	2:14.056	8
3	121	Trouillard Franck (FR)	36.415	26.154	27:55.676	2:16.918	10
4	88	Hartogs Bernardo (BR)	1:26.070	49.655	28:45.331	2:25.716	11

Class = 11

Pos	Nbr	Name	Gap	Diff	Total time	Fastest	In
1	66	Hoole Sid (GB)	-- 11 laps --		27:25.571	2:11.972	10

Class = 12

Pos	Nbr	Name	Gap	Diff	Total time	Fastest	In
1	6	Newman Matthew (GB)	-- 11 laps --		28:12.412	2:18.809	9
2	32	Kinch Larry (GB)	-- 1 laps --		2:24.977	2:24.977	1

Class = 5

Pos	Nbr	Name	Gap	Diff	Total time	Fastest	In
1	21	Nuthall Ian (GB)	-- 11 laps --		28:07.236	2:19.398	9
2	19	Grant Paul (BE)	2.888	2.888	28:10.124	2:19.390	9

Class = 6

Pos	Nbr	Name	Gap	Diff	Total time	Fastest	In
1	56	Halusa Martin (CH)	-- 11 laps --		28:28.700	2:20.909	8
2	248	Lehr Klaus (DE)	-- 9 laps --		23:20.922	2:19.193	8

Class = 7a

Pos	Nbr	Name	Gap	Diff	Total time	Fastest	In
1	20	Folch-Rusinol Joaquin (ES)	-- 11 laps --		27:03.202	2:07.495	2

Class = 7b


Pos	Nbr	Name	Gap	Diff	Total time	Fastest	In
1	2	Jolley Rod (GB)	-- 11 laps --		27:04.463	2:07.644	10
2	9	Dark Tom (GB)	15.844	15.844	27:20.307	2:07.692	11
3	7	Griffin Paul (GB)	31.544	15.700	27:36.007	2:14.638	9
4	14	Wilson Richard (GB)					

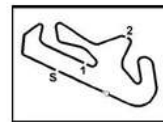
Fastest time : 2:07.495 in lap 2 by nbr. 20: Folch-Rusinol Joaquin ()

Publication-time

Results: <https://livetiming.raceresults.nu/autodromodoalgarve>

Timekeeping by :

Clerk of the Course	Steward	Timekeeper  Miguel C. Calado Gloria
---------------------	---------	-------------------------------------------------------------------------------------------------------------------------------



Algarve Classic Festival 2017

Autodromo Int. Algarve

HGPCA FORMULA 1 Pre-1966

Result of Race 1 - Amended

26 - 29 October 2017

Autodromo Internacional Algarve - 4652 mtr.

Class = 7c

Pos	Nbr	Name	Gap	Diff	Total time	Fastest	In
1	45	Taylor Scotty (AUS)	-- 11 laps --		29:40.495	2:37.239	8

Class = 8

Pos	Nbr	Name	Gap	Diff	Total time	Fastest	In
1	30	Bronson Julian (GB)	-- 5 laps --		13:18.082	2:10.146	2

Class = 9

Pos	Nbr	Name	Gap	Diff	Total time	Fastest	In
1	43	Gillett Charles (GB)	-- 11 laps --		27:29.507	2:13.406	11
2	47	Jolliffe Brian (GB)	35.765	35.765	28:05.272	2:19.857	8

Class = SC


Pos	Nbr	Name	Gap	Diff	Total time	Fastest	In
1	SC	SC - Jorge Fernandes (AGO)	-- 4 laps --	7:52.919	18:32.377	2:36.744	4

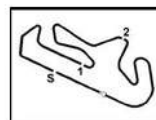
Fastest time : 2:07.495 in lap 2 by nbr. 20 : Fdch-Rusinol Joaquin ()

Publication-time

Results: <https://livetiming.raceresults.nu/autodromodoalgarve>

Timekeeping by :

Clerk of the Course	Steward	Timekeeper  Miguel C. Calado Gloria
---------------------	---------	-------------------------------------------------------------------------------------------------------------------------------



Algarve Classic Festival 2017

Autodromo Int. Algarve

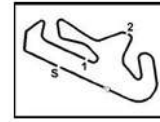
HGPCA FORMULA 1 Pre-1966

Laptimes - Race 1

26 - 29 October 2017

Autodromo Internacional Algarve - 4652 mtr.

Nbr	Name	Laps	lap	Lap ..1	Lap ..2	Lap ..3	Lap ..4	Lap ..5	Lap ..6	Lap ..7	Lap ..8	Lap ..9	Lap ..0
20	Folch-Rusinol Joaquin	11	1 - 10	2:10.521	2:07.495	2:10.245	4:01.237	2:44.651	17:39.488	2:35.216	2:09.183	2:08.695	2:07.921
			11 - 20	2:07.660									
2	Jolley Rod	11	1 - 10	2:12.908	2:10.726	2:21.863	3:44.918	2:44.748	17:39.295	2:34.892	2:09.862	2:08.076	2:07.644
			11 - 20	2:08.641									
37	Perk Eddy	11	1 - 10	2:17.710	2:12.471	2:24.674	3:37.415	2:46.163	17:36.867	2:35.056	2:10.748	2:12.228	2:12.511
			11 - 20	2:12.528									
9	Dark Tom	11	1 - 10	2:12.791	2:10.669	2:22.960	3:44.592	2:45.539	17:38.246	2:34.731	2:22.492	2:09.335	2:10.370
			11 - 20	2:07.692									
66	Hoole Sid	11	1 - 10	2:22.885	2:14.221	2:27.911	3:28.709	2:45.749	17:37.423	2:35.148	2:13.620	2:13.796	2:11.972
			11 - 20	2:13.247									
43	Gillett Charles	11	1 - 10	2:18.591	2:14.877	2:30.840	3:28.148	2:46.765	17:36.565	2:35.900	2:13.678	2:14.958	2:14.889
			11 - 20	2:13.406									
71	Baillie Alan	11	1 - 10	2:22.180	2:17.575	2:27.770	3:26.378	2:48.030	17:34.078	2:35.125	2:14.056	2:14.336	2:14.691
			11 - 20	2:14.413									
7	Griffin Paul	11	1 - 10	2:25.065	2:19.593	2:27.660	3:23.059	2:47.982	17:34.947	2:36.306	2:15.044	2:14.638	2:15.077
			11 - 20	2:15.746									
121	Trouillard Franck	11	1 - 10	2:27.709	2:22.404	2:37.074	3:13.678	2:48.052	17:30.494	2:38.685	2:18.089	2:18.031	2:16.918
			11 - 20	2:23.652									
47	Jolliffe Brian	11	1 - 10	2:26.337	2:21.507	2:36.132	3:13.463	2:46.540	17:36.187	2:38.581	2:19.857	2:22.000	2:22.293
			11 - 20	2:21.485									
21	Nuthall Ian	11	1 - 10	2:29.463	2:21.767	2:40.228	3:10.117	2:49.304	17:30.863	2:44.584	2:20.482	2:19.398	2:20.052
			11 - 20	2:20.088									
6	New man Matthew	11	1 - 10	2:31.103	2:21.055	2:41.073	3:09.570	2:51.299	17:29.114	2:45.714	2:21.321	2:18.809	2:20.239
			11 - 20	2:22.225									
56	Halusa Martin	11	1 - 10	2:26.885	2:21.675	2:37.218	3:13.095	2:46.683	17:39.292	2:50.147	2:20.909	2:24.386	2:24.237
			11 - 20	2:23.283									
88	Hartogs Bernardo	11	1 - 10	2:36.158	2:28.104	2:32.074	3:06.318	2:52.584	17:29.795	2:50.817	2:27.030	2:29.111	2:26.734
			11 - 20	2:25.716									
45	Taylor Scotty	11	1 - 10	2:39.116	2:37.986	2:44.575	2:42.417	2:53.345	17:26.783	2:50.770	2:37.239	2:44.437	2:42.329
			11 - 20	2:40.608									
19	Grant Paul	10	1 - 10	4:51.467	2:40.536	3:09.915	2:50.995	17:29.218	2:44.453	2:20.346	2:19.390	2:22.359	2:20.555
248	Lehr Klaus	9	1 - 10	2:27.455	2:21.480	2:37.534	3:13.038	2:47.068	17:34.046	2:39.618	2:19.193	2:20.600	
30	Bronson Julian	5	1 - 10	2:16.648	2:10.146	2:25.153	3:40.027	2:46.108					
SC	SC - Jorge Fernandes	4	1 - 10	5:57.928	2:46.091	17:38.363	2:36.744						



Algarve Classic Festival 2017

Autodromo Int. Algarve

HGPCA FORMULA 1 Pre-1966

26 - 29 October 2017

Laptimes - Race 1

Autodromo Internacional Algarve - 4652 mtr.

Nbr	Name	Laps	lap	Lap ..1	Lap ..2	Lap ..3	Lap ..4	Lap ..5	Lap ..6	Lap ..7	Lap ..8	Lap ..9	Lap ..0
32	Kinch Larry	1	1 - 10	2:24.977									
14	Wilson Richard		1 - 10										



Algarve Classic Festival 2017

Autodromo Int. Algarve

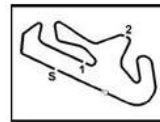
HGPCA FORMULA 1 Pre-1966

Sector analyse - Race 1

26 - 29 October 2017

Autodromo Internacional Algarve - 4652 mtr.

Pos	Nbr	Name / Team name	Sector 1			Sector 2			Sector 3			Theoretical best	Actual best	In
			time	Lap	pos	time	Lap	pos	time	Lap	pos			
1	20	Folch-Rusinol Joaquin (ES)	39.668	10	1	39.955	2	1	47.543	11	3	2:07.166	2:07.495	2
2	2	Jolley Rod (GB)	40.422	10	3	40.262	9	2	46.873	10	2	2:07.557	2:07.644	10
3	37	Perk Eddy (NL)	41.934	8	6	40.643	8	4	47.768	11	4	2:10.345	2:10.748	8
4	9	Dark Tom (GB)	40.314	2	2	40.547	8	3	46.580	11	1	2:07.441	2:07.692	11
5	66	Hoole Sid (GB)	41.994	10	7								2:11.972	10
6	43	Gillett Charles (GB)	42.086	2	8	42.204	11	6	48.145	8	5	2:12.435	2:13.406	11
7	71	Baillie Alan (GB)	42.870	9	9	41.833	9	5	48.777	8	6	2:13.480	2:14.056	8
8	7	Griffin Paul (GB)	41.930	9	5	42.563	10	7	49.190	8	7	2:13.683	2:14.638	9
9	121	Trouillard Franck (FR)	43.034	10	10								2:16.918	10
10	47	Jolliffe Brian (GB)	44.479	8	15	44.066	8	11	51.124	7	13	2:19.669	2:19.857	8
11	21	Nuthall Ian (GB)	44.117	2	12	43.801	9	9	50.671	9	10	2:18.589	2:19.398	9
12	6	Newman Matthew (GB)	43.552	9	11	43.847	9	10	50.840	11	11	2:18.239	2:18.809	9
13	56	Halusa Martin (CH)	44.444	2	14	44.723	8	13	51.114	8	12	2:20.281	2:20.909	8
14	88	Hartogs Bernardo (BR)	46.034	11	18	46.320	6	15	52.949	11	15	2:25.303	2:25.716	11
15	45	Taylor Scotty (AUS)	49.613	8	19	48.269	8	16	55.840	1	16	2:33.722	2:37.239	8
16	19	Grant Paul (BE)	44.760	8	17	44.585	8	12	50.045	8	8	2:19.390	2:19.390	8
17	248	Lehr Klaus (DE)	44.584	2	16	43.297	8	8	50.659	8	9	2:18.540	2:19.193	8
18	30	Bronson Julian (GB)	40.862	2	4								2:10.146	2
19	SC	SC - Jorge Fernandes (AGO)	55.454	4	20	48.543	4	17	1:06.225	3	17	2:50.222	2:36.744	4
20	32	Kinch Larry (GB)	44.198	2	13	44.849	1	14	52.293	1	14	2:21.340	2:24.977	1
21	14	Wilson Richard (GB)												



Algarve Classic Festival 2017

Autodromo Int. Algarve

HGPCA FORMULA 1 Pre-1966

26 - 29 October 2017

Laps and Sector Times - Race 1

Autodromo Internacional Algarve - 4652 mtr.

21 Nuthall Ian (GB)									Alta F2										
lap	Sect-1	Speed	Sect-2	Speed	Sect-3	Speed	TopSpeed	laptime	pit	lap	Sect-1	Speed	Sect-2	Speed	Sect-3	Speed	Topspeed	laptime	pit
1		120.9	46.046	<u>105.1</u>	52.307		137.2	2:29.463		7	1:02.188	98.3	48.421	85.4	53.975	105.0	96.2	2:44.584	
2	<u>44.117</u>	125.3	45.439	97.5	52.211	184.9	198.2	2:21.767		8	45.388	134.3	44.199	103.2	50.895	184.3	170.6	2:20.482	
3	52.034	104.3	50.757	89.3	57.437	184.3	147.1	2:40.228		9	44.926	<u>141.2</u>	<u>43.801</u>	99.1	<u>50.671</u>	185.2	187.2	<u>2:19.398</u>	
4	49.279	116.4	56.156	43.9	1:24.682	169.3	148.1	3:10.117		10	44.656	133.8	44.062	103.4	51.334	<u>187.5</u>	192.5	2:20.052	
5	1:03.638	94.9	50.741	86.5	54.925	98.5	90.8	2:49.304		11	44.366	129.7	44.259	97.1	51.463	184.6	187.8	2:20.088	
6	15:29.408	63.6	55.840	66.7	1:05.615	185.6	<u>198.9</u>	17:30.863		12									

30 Bronson Julian (GB)									Scarab Offenhauser										
lap	Sect-1	Speed	Sect-2	Speed	Sect-3	Speed	TopSpeed	laptime	pit	lap	Sect-1	Speed	Sect-2	Speed	Sect-3	Speed	Topspeed	laptime	pit
1		<u>126.5</u>						2:16.648		4	46.777	117.1				165.9		3:40.027	
2	40.862	124.1				206.5		2:10.146		5	1:01.784	82.3				84.6		2:46.108	
3	44.973	109.1				204.2		2:25.153		6									

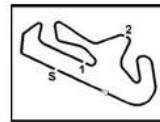
32 Kinch Larry (GB)									Lotus 32 Tasman										
lap	Sect-1	Speed	Sect-2	Speed	Sect-3	Speed	TopSpeed	laptime	pit	lap	Sect-1	Speed	Sect-2	Speed	Sect-3	Speed	Topspeed	laptime	pit
1		124.6	<u>44.849</u>	<u>97.6</u>	<u>52.293</u>		146.9	2:24.977		2									

37 Perk Eddy (NL)									Heron F1										
lap	Sect-1	Speed	Sect-2	Speed	Sect-3	Speed	TopSpeed	laptime	pit	lap	Sect-1	Speed	Sect-2	Speed	Sect-3	Speed	Topspeed	laptime	pit
1		121.8	43.532	95.2	48.548		131.7	2:17.710		7	56.648	109.0	47.713	83.6	50.695	118.0	95.3	2:35.056	
2	42.276	123.9	42.262	98.6	47.933	199.3	<u>210.1</u>	2:12.471		8	<u>41.934</u>	<u>136.0</u>	<u>40.643</u>	<u>99.8</u>	48.171	194.6	206.9	<u>2:10.748</u>	
3	46.982	96.3	45.480	85.0	52.212	193.9	177.9	2:24.674		9	42.019	127.5	41.940	94.7	48.269	196.0	208.5	2:12.228	
4	47.550	105.4	1:21.764	56.1	1:28.101	161.0	159.3	3:37.415		10	42.081	124.9	42.312	91.8	48.118	197.8	<u>210.1</u>	2:12.511	
5	1:02.453	84.5	50.775	78.8	52.935	83.1	107.0	2:46.163		11	42.699	121.6	42.061	96.6	<u>47.768</u>	193.9	204.9	2:12.528	
6	15:34.675	88.9	56.751	77.6	1:05.441	<u>199.6</u>	208.1	17:36.867		12									

43 Gillett Charles (GB)									Cooper T43										
lap	Sect-1	Speed	Sect-2	Speed	Sect-3	Speed	TopSpeed	laptime	pit	lap	Sect-1	Speed	Sect-2	Speed	Sect-3	Speed	Topspeed	laptime	pit
1		<u>124.4</u>	42.996	92.9	48.913		135.2	2:18.591		7	58.625	112.5	46.321	83.6	50.954	118.0	92.9	2:35.900	
2	<u>42.086</u>	114.0	42.729	<u>94.7</u>	50.062	199.6	<u>209.7</u>	2:14.877		8	43.064	124.3	42.469	87.9	<u>48.145</u>	201.1	191.2	2:13.678	
3	48.985	101.0	48.547	80.4	53.308	181.8	188.5	2:30.840		9	43.226	118.9	43.095	91.4	48.637	200.4	198.2	2:14.958	
4	48.176	103.6	1:12.733	59.8	1:27.239	165.9	158.6	3:28.148		10	42.856	118.2	42.554	89.2	49.479	<u>202.6</u>	193.2	2:14.889	
5	1:03.056	84.3	50.664	72.9	53.045	81.1	98.6	2:46.765		11	42.980	120.4	<u>42.204</u>	94.5	48.222	188.2	205.7	<u>2:13.406</u>	
6	15:34.861	83.8	56.411	72.4	1:05.293	197.1	203.8	17:36.565		12									

45 Taylor Scotty (AUS)									Cooper T45										
lap	Sect-1	Speed	Sect-2	Speed	Sect-3	Speed	TopSpeed	laptime	pit	lap	Sect-1	Speed	Sect-2	Speed	Sect-3	Speed	Topspeed	laptime	pit
1		102.1	49.053	<u>92.3</u>	<u>55.840</u>		142.7	2:39.116		7	1:03.910	101.4	50.826	82.4	56.034	94.7	85.6	2:50.770	
2	49.668	112.5	49.792	91.7	58.526	<u>175.0</u>	<u>175.0</u>	2:37.986		8	<u>49.613</u>	117.0	<u>48.269</u>	82.9	59.357	170.9	163.1	<u>2:37.239</u>	
3	53.149	103.0	52.634	80.1	58.792	164.1	139.5	2:44.575		9	54.403	92.2	53.032	84.4	57.002	165.1	135.2	2:44.437	
4	50.022	<u>118.0</u>	48.801	74.5	1:03.594	167.2	155.6	2:42.417		10	51.427	106.8	53.538	75.8	57.364	167.2	145.4	2:42.329	
5	1:05.140	89.0	51.342	85.9	56.863	97.9	84.3	2:53.345		11	51.996	104.5	52.049	88.9	56.563	162.2	150.6	2:40.608	
6	15:25.517	83.5	55.476	63.1	1:05.790	173.4	172.0	17:26.783		12									

47 Jolliffe Brian (GB)									Cooper T45										
lap	Sect-1	Speed	Sect-2	Speed	Sect-3	Speed	TopSpeed	laptime	pit	lap	Sect-1	Speed	Sect-2	Speed	Sect-3	Speed	Topspeed	laptime	pit
1		123.7	44.961	<u>103.4</u>	51.350		143.4	2:26.337		7	1:00.541	103.6	46.916	98.3	<u>51.124</u>	104.0	105.7	2:38.581	
2	45.306	112.9	44.482	102.3	51.719	174.8	187.5	2:21.507		8	<u>44.479</u>	128.9	<u>44.066</u>	97.5	51.312	<u>195.3</u>	183.1	<u>2:19.857</u>	
3	48.715	106.9	51.184	92.6	56.233	190.5	158.6	2:36.132		9	44.872	<u>137.8</u>	44.261	99.2	52.867	192.2	188.8	2:22.000	
4	51.112	107.0	56.817	54.5	1:25.534	146.9	136.2	3:13.463		10	45.821	125.3	44.825	94.2	51.647	193.9	174.5	2:22.293	
5	1:01.745	70.5	50.077	71.6	54.718	106.6	103.8	2:46.540		11	45.202	121.5	44.820	91.8	51.463	192.2	196.0	2:21.485	
6	15:34.398	69.3	56.124	66.6	1:05.665	192.2	<u>203.8</u>	17:36.187		12									



Algarve Classic Festival 2017

Autodromo Int. Algarve

HGPCA FORMULA 1 Pre-1966

26 - 29 October 2017

Laps and Sector Times - Race 1

Autodromo Internacional Algarve - 4652 mtr.

56 Halusa Martin (CH)									Maserati 250F 2521								
lap	Sect-1	Speed	Sect-2	Speed	Sect-3	Speed	TopSpeed	laptime pit	lap	Sect-1	Speed	Sect-2	Speed	Sect-3	Speed	Topspeed	laptime pit
1		122.0	44.950	<u>96.5</u>	51.173		134.5	2:26.885	7	1:04.429	97.2	50.456	79.1	55.262	89.8	85.0	2:50.147
2	<u>44.444</u>	125.1	45.857	91.0	51.374	<u>198.5</u>	204.9	2:21.675	8	45.072	119.9	<u>44.723</u>	87.0	<u>51.114</u>	191.2	191.2	<u>2:20.909</u>
3	49.577	108.8	51.347	79.9	56.294	190.8	163.6	2:37.218	9	45.697	<u>125.4</u>	46.246	88.5	52.443	197.1	172.2	2:24.386
4	51.520	100.7	56.430	53.0	1:25.145	148.8	144.0	3:13.095	10	46.195	116.8	45.911	85.4	52.131	188.5	183.4	2:24.237
5	1:01.777	88.7	50.631	81.6	54.275	116.1	99.8	2:46.683	11	45.723	119.1	46.162	82.5	51.398	190.8	181.2	2:23.283
6	15:39.735	79.8	53.947	61.2	1:05.610	197.8	<u>208.1</u>	17:39.292	12								

66 Hoole Sid (GB)									Cooper T66 F1								
lap	Sect-1	Speed	Sect-2	Speed	Sect-3	Speed	TopSpeed	laptime pit	lap	Sect-1	Speed	Sect-2	Speed	Sect-3	Speed	Topspeed	laptime pit
1		117.0						2:22.885	7	58.502	105.3				121.6		2:35.148
2	42.578	135.7				210.5		2:14.221	8	43.394	124.7				210.1		2:13.620
3	48.104	102.8				205.7		2:27.911	9	42.849	131.5				210.1		2:13.796
4	48.205	94.5				168.2		3:28.709	10	<u>41.994</u>	<u>140.1</u>				208.1		<u>2:11.972</u>
5	1:02.851	82.3				88.2		2:45.749	11	42.931	138.3				204.9		2:13.247
6	15:35.936	81.4				<u>210.9</u>		17:37.423	12								

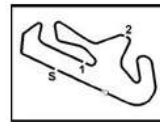
71 Baillie Alan (GB)									Cooper T71/73								
lap	Sect-1	Speed	Sect-2	Speed	Sect-3	Speed	TopSpeed	laptime pit	lap	Sect-1	Speed	Sect-2	Speed	Sect-3	Speed	Topspeed	laptime pit
1		121.8	43.763	<u>106.9</u>	50.637		149.6	2:22.180	7	57.354	115.8	46.677	86.5	51.094	118.7	98.8	2:35.125
2	43.699	119.1	43.504	93.9	50.372	196.7	208.9	2:17.575	8	43.353	122.2	41.926	101.2	<u>48.777</u>	<u>206.5</u>	209.7	<u>2:14.056</u>
3	47.021	102.1	48.377	94.4	52.372	199.3	208.1	2:27.770	9	<u>42.870</u>	<u>127.4</u>	<u>41.833</u>	103.3	49.633	202.6	209.3	2:14.336
4	46.734	110.8	1:13.662	56.8	1:25.982	197.4	152.5	3:26.378	10	42.986	<u>134.0</u>	42.669	101.3	49.036	200.4	202.6	2:14.691
5	1:03.310	72.7	50.527	60.8	54.193	94.2	108.1	2:48.030	11	43.328	125.3	41.909	100.4	49.176	200.7	209.7	2:14.413
6	15:32.788	83.1	56.286	71.1	1:05.004	200.0	<u>215.6</u>	17:34.078	12								

88 Hartogs Bernardo (BR)									Lotus 18/21 916								
lap	Sect-1	Speed	Sect-2	Speed	Sect-3	Speed	TopSpeed	laptime pit	lap	Sect-1	Speed	Sect-2	Speed	Sect-3	Speed	Topspeed	laptime pit
1		115.0	50.752	<u>98.5</u>	53.386		129.3	2:36.158	7	1:04.825	92.6	50.460	77.3	55.532	90.4	83.9	2:50.817
2	46.988	113.9	47.077	94.5	54.039	172.8	175.6	2:28.104	8	47.445	<u>125.1</u>	46.529	83.4	53.056	173.4	180.9	2:27.030
3	49.274	102.5	48.184	83.7	54.616	164.4	165.6	2:32.074	9	48.420	119.2	46.999	83.7	53.692	167.2	156.7	2:29.111
4	47.939	109.1	54.892	46.8	1:23.487	161.4	162.4	3:06.318	10	46.749	122.7	46.928	82.2	53.057	166.9	173.9	2:26.734
5	1:04.967	82.6	51.952	83.1	55.665	81.6	86.3	2:52.584	11	<u>46.034</u>	122.2	46.733	88.2	<u>52.949</u>	170.9	<u>182.7</u>	<u>2:25.716</u>
6	15:41.282	121.9	<u>46.320</u>	90.8	1:02.193	<u>173.9</u>	177.3	17:29.795	12								

121 Trouillard Franck (FR)									Lotus 21/24 938								
lap	Sect-1	Speed	Sect-2	Speed	Sect-3	Speed	TopSpeed	laptime pit	lap	Sect-1	Speed	Sect-2	Speed	Sect-3	Speed	Topspeed	laptime pit
1		129.0						2:27.709	7	1:00.397	111.3				104.2		2:38.685
2	45.432	128.4				184.9		2:22.404	8	44.247	138.5				<u>186.5</u>		2:18.089
3	51.141	105.8				181.8		2:37.074	9	43.888	139.7				184.3		2:18.031
4	51.838	95.6				149.6		3:13.678	10	<u>43.034</u>	<u>148.4</u>				185.2		<u>2:16.918</u>
5	1:03.098	94.7				106.1		2:48.052	11	45.485	114.8				185.6		2:23.652
6	15:28.760	72.4				184.3		17:30.494	12								

248 Lehr Klaus (DE)									Maserati 250F CM5								
lap	Sect-1	Speed	Sect-2	Speed	Sect-3	Speed	TopSpeed	laptime pit	lap	Sect-1	Speed	Sect-2	Speed	Sect-3	Speed	Topspeed	laptime pit
1		110.4	45.759	96.0	50.832		126.5	2:27.455	6	15:32.737	71.8	55.938	61.8	1:05.371	197.8	<u>193.5</u>	17:34.046
2	<u>44.584</u>	110.3	45.455	95.7	51.441	<u>201.9</u>	187.2	2:21.480	7	1:01.506	92.4	46.838	89.8	51.274	102.2	99.3	2:39.618
3	50.476	101.5	50.601	78.3	56.457	193.5	151.5	2:37.534	8	45.237	121.8	<u>43.297</u>	96.1	<u>50.659</u>	197.1	175.9	<u>2:19.193</u>
4	51.917	95.2	56.037	51.2	1:25.084	150.2	145.7	3:13.038	9	45.895	<u>127.7</u>	43.684	<u>96.3</u>	51.021	198.9	176.5	2:20.600
5	1:02.200	90.7	50.289	79.7	54.579	118.8	100.4	2:47.068	10								

SC SC - Jorge Fernandes (AGO)																	
lap	Sect-1	Speed	Sect-2	Speed	Sect-3	Speed	TopSpeed	laptime pit	lap	Sect-1	Speed	Sect-2	Speed	Sect-3	Speed	Topspeed	laptime pit
1	Out	56.7	1:26.698	51.2	1:31.227			5:57.928	3		102.4	57.679	78.9	<u>1:06.225</u>			17:38.363 P
2	1:00.891	101.8	51.859	84.0		98.2	99.0	2:46.091	4	<u>55.454</u>	<u>111.2</u>	<u>48.543</u>	<u>88.2</u>	<u>111.0</u>	<u>106.7</u>	<u>106.7</u>	<u>2:36.744</u>



Algarve Classic Festival 2017

Positions for each lap - Race 1

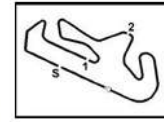
HGPCA FORMULA 1 Pre-1966

26 - 29 October 2017

Positions for each lap

Autodromo Internacional Algarve - 4652 mtr.

Pos	Nr.	Name	1	2	3	4	5	6	7	8	9	10	11
1	20	Folch-Rusinol Joaquin	20	20	20	20	20	20	20	20	20	20	20
2	2	Jolley Rod	9	9	2	2	2	2	2	2	2	2	2
3	37	Perk Eddy	2	2	9	9	9	9	9	37	37	37	37
4	9	Dark Tom	30	30	30	30	30	37	37	71	66	66	9
5	66	Hoole Sid	37	37	37	37	37	43	71	43	71	9	66
6	43	Gillett Charles	43	43	43	43	43	71	43	66	43	71	43
7	71	Baillie Alan	71	66	66	66	66	66	66	7	9	43	71
8	7	Griffin Paul	66	71	71	71	71	7	7	9	7	7	7
9	121	Trouillard Franck	32	7	7	7	7	121	121	121	121	121	121
10	47	Jolliffe Brian	7	47	47	47	47	47	47	47	248	47	47
11	21	Nuthall Ian	47	56	56	56	56	248	248	248	47	21	21
12	6	Newman Matthew	56	248	248	248	248	21	21	21	21	6	6
13	56	Halusa Martin	248	121	121	121	121	6	6	6	6	56	56
14	88	Hartogs Bernardo	121	21	21	21	21	45	45	56	56	88	88
15	45	Taylor Scotty	21	6	6	88	6	56	56	88	88	45	45
16	19	Grant Paul	6	88	88	6	88	88	88	45	45	19	
17	248	Lehr Klaus	88	45	45	45	45	19	19	19	19		
18	30	Bronson Julian	45	19	19	19	19						
19	SC	SC - Jorge Fernandes	19	SC	SC	SC							
20	32	Kinch Larry	SC										



Algarve Classic Festival 2017

Autodromo Int. Algarve

26 - 29 October 2017

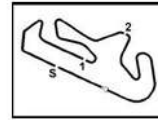
Autodromo Internacional Algarve - 4652 mtr.

Starting grid - HGPCA FORMULA 1 Pre-1966 - Race 1

Start Time : 14:10 - Heat Duration : 25 Minutes

Pos	Nbr	Name	time		Pos	Nbr	Name	time
----- STARTLINE -----								
Pole Left								
1	20	Folch-Rusinol Joaquin	2:06.180	Row 1	2	14	Wilson Richard	2:07.496
3	9	Dark Tom	2:09.094	Row 2	4	2	Jolley Rod	2:09.234
5	30	Bronson Julian	2:09.439	Row 3	6	37	Perk Eddy	2:10.263
7	43	Gillett Charles	2:12.370	Row 4	8	32	Kinch Larry	2:12.526
9	121	Trouillard Franck	2:13.207	Row 5	10	71	Baillie A Ian	2:13.376
11	66	Hoole Sid	2:14.297	Row 6	12	7	Griffin Paul	2:14.812
13	248	Lehr Klaus	2:18.431	Row 7	14	56	Halusa Mart in	2:18.549
15	47	Jolliff e Brian	2:18.781	Row 8	16	6	Newman Matthew	2:19.384
17	21	Nuthall Ian	2:19.719	Row 9	18	88	Hartogs Bernardo	2:20.649
19	19	Grant Paul	2:22.893	Row 10	20	27	Dumolin Christian	2:26.853
21	45	Taylor Scotty	2:22.889	Row 11	22	3	Rettenmaier Stephan	

Results: https://livetiming.raceresults.nu/autodromodoalgarve			Timekeeping by :	Publication-time
Clerk of the Course	Steward	Timekeeper	Miguel C. Calado Gloria	
Page 1 of 1				



Algarve Classic Festival 2017

Autodromo Int. Algarve

Heat name : HGPCA FORMULA 1 Pre-1966 - Race 1
Heat Date : 28 October 2017
Weather :
 : **Autodromo Internacional Algarve - 4652 mtr.**

Participants Started : 21 **Participants Classified** : 21
Participants Finished : 16 **Participants Not Classified** : 8
Participants Not Finished : 5

Green flag at : 14:31:04 Heat recording start time : 14:15:59
 Finish flag waved at : 15:13:07 Heat recording end time : 15:18:16
 Total time under Green : 42:02 Total of All Laps in Heat : 194
 Number of cautions : 2 Total time under Yellow : 00:13:27
 Number of code-60's : 0 Total time under Code-60 : 00:00:00

Cautions/Code-60 history during the heat

#	Start time	End time	Duration	Comment
1	14:31:04	246	42:02.311	
2	14:35:26	14:44:16	8:50	
3	14:44:50	14:59:49	14:59	
4	14:59:54	15:04:30	4:36	

Summary of winners per class

Nbr	Name / Team name	Cls	Fastest Laptime	In	Avg. Speed	Laps	Race Time
20	Folch-Rusinol Joaquin	7a	2:07.495	2	113.51	11	27:03.202
2	Jolley Rod	7b	2:07.644	10	113.42	11	27:04.463
37	Perk Eddy	10	2:10.748	8	112.40	11	27:19.261
66	Hoole Sid	11	2:11.972	10	111.96	11	27:25.571
43	Gillett Charles	9	2:13.406	11	111.70	11	27:29.507
21	Nuthall Ian	5	2:19.398	9	109.20	11	28:07.236
6	Newman Matthew	12	2:18.809	9	108.87	11	28:12.412
56	Halusa Martin	6	2:20.909	8	107.83	11	28:28.700
45	Taylor Scotty	7c	2:37.239	8	103.48	11	29:40.495
30	Bronson Julian	8	2:10.146	2	104.94	5	13:18.082
SC	SC - Jorge Fernandes	SC	2:36.744	4	60.23	4	18:32.377

Leader history during the Heat

#	Nbr	Lap	to Lap	Name
1	20	1	11	Folch-Rusinol Joaquin

Best Lap time history during the Heat

#	Nbr	lap time	in lap	Name	time of day
1	20	2:10.521	1	Folch-Rusinol Joaquin	14:33:15
2	20	2:07.495	2	Folch-Rusinol Joaquin	14:35:22

Summary of best laptimes per class

Nbr	Name / Team name	Cls	Fastest Laptime	In	Speed
37	Perk Eddy	10	2:10.748	8	128.11
66	Hoole Sid	11	2:11.972	10	126.92

Algarve Classic Festival 2017

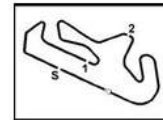
Autodromo Int. Algarve

Summary of best lap times per class

Nbr	Name / Team name	Cls	Fastest Laptime	In	Speed
6	Newman Matthew	12	2:18.809	9	120.67
19	Grant Paul	5	2:19.390	8	120.17
248	Lehr Klaus	6	2:19.193	8	120.34
20	Folch-Rusinol Joaquin	7a	2:07.495	2	131.38
2	Jolley Rod	7b	2:07.644	10	131.23
45	Taylor Scotty	7c	2:37.239	8	106.53
30	Bronson Julian	8	2:10.146	2	128.70
43	Gillett Charles	9	2:13.406	11	125.56
SC	SC - Jorge Fernandes	SC	2:36.744	4	106.86

Summary of number of laps in the lead

#	Nbr	Name	# Laps in the lead
1	20	Folch-Rusinol Joaquin	11



Algarve Classic Festival 2017

Autodromo Int. Algarve

HGPCA FORMULA 1 Pre-1966 Result of Race 2 - OFICIAL

26 - 29 October 2017
Autodromo Internacional Algarve - 4652 mtr.

Pos	Nbr	Name	Cls	PIC	Gap	Total time	Fastest	In	Avg. Speed
1	2	Jolley Rod (GB)	7b	1	-- 12 laps --	25:52.480	2:07.697	2	129.47
2	37	Perk Eddy (NL)	10	1	18.142	26:10.622	2:08.999	12	127.97
3	66	Hoole Sid (GB)	11	1	19.745	26:12.225	2:09.505	3	127.84
4	14	Wilson Richard (GB)	7b	2	29.588	26:22.068	2:08.889	8	127.05
5	43	Gillett Charles (GB)	9	1	1:08.279	27:00.759	2:13.297	2	124.01
6	7	Griffin Paul (GB)	7b	3	1:09.011	27:01.491	2:13.257	8	123.96
7	47	Jolliffe Brian (GB)	9	2	1:54.253	27:46.733	2:17.556	3	120.59
8	19	Grant Paul (BE)	5	1	1:54.907	27:47.387	2:16.728	8	120.55
9	21	Nuthall Ian (GB)	5	2	1:55.303	27:47.783	2:16.260	8	120.52
10	32	Kinch Larry (GB)	12	1	2:03.226	27:55.706	2:16.921	9	119.95
11	6	Newman Matthew (GB)	12	2	2:03.440	27:55.920	2:17.565	5	119.93
12	56	Halusa Martin (CH)	6	1	2:04.762	27:57.242	2:16.869	9	119.84
13	88	Hartogs Bernardo (BR)	10	2	-- 11 laps --	27:03.134	2:24.107	2	113.51
14	45	Taylor Scotty (AUS)	7c	1	57.604	28:00.738	2:30.143	3	109.62
15	20	Folch-Rusinol Joaquin (ES)	7a	1	-- 9 laps --	19:17.376	2:07.403	4	130.25
16	121	Trouillard Franck (FR)	10	3	-- 8 laps --	26:50.782	2:14.774	8	83.19
17	71	Baillie Alan (GB)	10	4	-- 1 laps --	3:13.631	3:10.336	1	86.50

Fastest time : 2:07.403 in lap 4 by nbr. 20 : Folch-Rusinol Joaquin ()

Publication-time

Results: <https://livetiming.raceresults.nu/autodromodoalgarve>

Timekeeping by :

Time Printed 29-10-2017 - 15:09

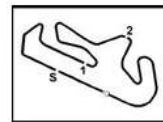
Clerk of the Course

Steward

Timekeeper



Miguel C. Calado Gloria



Algarve Classic Festival 2017

Autodromo Int. Algarve

HGPCA FORMULA 1 Pre-1966

Result of Race 2

26 - 29 October 2017

Autodromo Internacional Algarve - 4652 mtr.

Class = 10

Pos	Nbr	Name	Gap	Diff	Total time	Fastest	In
1	37	Perk Eddy (NL)	-- 12 laps --		26:10.622	2:08.999	12
2	88	Hartogs Bernardo (BR)	-- 11 laps --		27:03.134	2:24.107	2
3	121	Trouillard Franck (FR)	-- 8 laps --		26:50.782	2:14.774	8
4	71	Baillie Alan (GB)	-- 1 laps --		3:13.631	3:10.336	1

Class = 11

Pos	Nbr	Name	Gap	Diff	Total time	Fastest	In
1	66	Hoole Sid (GB)	-- 12 laps --		26:12.225	2:09.505	3

Class = 12

Pos	Nbr	Name	Gap	Diff	Total time	Fastest	In
1	32	Kinch Larry (GB)	-- 12 laps --		27:55.706	2:16.921	9
2	6	Newman Matthew (GB)	0.214	0.214	27:55.920	2:17.565	5

Class = 5

Pos	Nbr	Name	Gap	Diff	Total time	Fastest	In
1	19	Grant Paul (BE)	-- 12 laps --		27:47.387	2:16.728	8
2	21	Nuthall Ian (GB)	0.396	0.396	27:47.783	2:16.260	8

Class = 6

Pos	Nbr	Name	Gap	Diff	Total time	Fastest	In
1	56	Halusa Martin (CH)	-- 12 laps --		27:57.242	2:16.869	9

Class = 7a

Pos	Nbr	Name	Gap	Diff	Total time	Fastest	In
1	20	Folch-Rusinol Joaquin (ES)	-- 9 laps --		19:17.376	2:07.403	4

Class = 7b

Pos	Nbr	Name	Gap	Diff	Total time	Fastest	In
1	2	Jolley Rod (GB)	-- 12 laps --		25:52.480	2:07.697	2
2	14	Wilson Richard (GB)	29.588	29.588	26:22.068	2:08.889	8
3	7	Griffin Paul (GB)	1:09.011	39.423	27:01.491	2:13.257	8


Fastest time : 2:07.403 in lap 4 by nbr. 20: Folch-Rusinol Joaquin ()

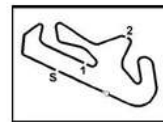
Publication-time

Results: <https://livetiming.raceresults.nu/autodromodoalgarve>

Timekeeping by :

Time Printed 29-10-2017 - 14:10

Clerk of the Course	Steward	Timekeeper  Miguel C. Calado Gloria
---------------------	---------	-------------------------------------------------------------------------------------------------------------------------------



Algarve Classic Festival 2017

Autodromo Int. Algarve

HGPCA FORMULA 1 Pre-1966

Result of Race 2

26 - 29 October 2017

Autodromo Internacional Algarve - 4652 mtr.

Class = 7c

Pos	Nbr	Name	Gap	Diff	Total time	Fastest	In
1	45	Taylor Scotty (AUS)	-- 11 laps --		28:00.738	2:30.143	3

Class = 9

Pos	Nbr	Name	Gap	Diff	Total time	Fastest	In
1	43	Gillett Charles (GB)	-- 12 laps --		27:00.759	2:13.297	2
2	47	Jolliffe Brian (GB)	45.974	45.974	27:46.733	2:17.556	3


Fastest time : 2:07.403 in lap 4 by nbr. 20 : Fdch-Rusinol Joaquin ()

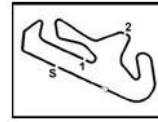
Publication-time

Results: <https://livetiming.raceresults.nu/autodromodoalgarve>

Timekeeping by :

Time Printed 29-10-2017 - 14:10

Clerk of the Course	Steward	Timekeeper  Miguel C. Calado Gloria
---------------------	---------	-------------------------------------------------------------------------------------------------------------------------------



Algarve Classic Festival 2017

Autodromo Int. Algarve

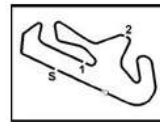
HGPCA FORMULA 1 Pre-1966

26 - 29 October 2017

Laptimes - Race 2

Autodromo Internacional Algarve - 4652 mtr.

Nbr	Name	Laps	lap	Lap ..1	Lap ..2	Lap ..3	Lap ..4	Lap ..5	Lap ..6	Lap ..7	Lap ..8	Lap ..9	Lap ..0
2	Jolley Rod	12	1 - 10	2:12.641	2:07.697	2:09.207	2:08.127	2:08.842	2:08.871	2:10.052	2:08.308	2:09.431	2:09.442
			11 - 20	2:10.256	2:09.606								
37	Perk Eddy	12	1 - 10	2:12.379	2:10.374	2:10.001	2:10.775	2:10.387	2:12.364	2:11.627	2:10.367	2:10.483	2:10.556
			11 - 20	2:12.310	2:08.999								
66	Hoole Sid	12	1 - 10	2:14.929	2:09.835	2:09.505	2:10.256	2:09.900	2:11.714	2:10.791	2:11.148	2:10.085	2:10.722
			11 - 20	2:12.565	2:10.775								
14	Wilson Richard	12	1 - 10	2:23.683	2:13.255	2:12.029	2:12.536	2:11.446	2:10.255	2:09.855	2:08.889	2:09.030	2:11.896
			11 - 20	2:09.610	2:09.584								
43	Gillett Charles	12	1 - 10	2:16.233	2:13.297	2:14.224	2:14.404	2:13.891	2:16.930	2:17.359	2:14.072	2:15.176	2:14.522
			11 - 20	2:16.587	2:14.064								
7	Griffin Paul	12	1 - 10	2:19.359	2:14.704	2:15.867	2:15.222	2:15.458	2:15.154	2:14.640	2:13.257	2:13.989	2:14.370
			11 - 20	2:14.754	2:14.717								
47	Jolliffe Brian	12	1 - 10	2:21.922	2:18.782	2:17.556	2:19.371	2:19.389	2:18.946	2:18.925	2:17.706	2:17.962	2:18.800
			11 - 20	2:18.510	2:18.864								
19	Grant Paul	12	1 - 10	2:26.014	2:20.704	2:20.115	2:18.918	2:17.547	2:18.664	2:17.023	2:16.728	2:17.922	2:17.830
			11 - 20	2:17.500	2:18.422								
21	Nuthall Ian	12	1 - 10	2:23.976	2:19.780	2:19.579	2:20.392	2:19.191	2:18.620	2:16.876	2:16.260	2:17.570	2:18.252
			11 - 20	2:18.362	2:18.925								
32	Kinch Larry	12	1 - 10	2:27.033	2:21.199	2:19.615	2:19.508	2:17.693	2:18.228	2:17.992	2:18.496	2:16.921	2:21.644
			11 - 20	2:18.879	2:18.498								
6	New man Matthew	12	1 - 10	2:27.751	2:21.161	2:19.641	2:19.430	2:17.565	2:18.411	2:17.992	2:18.647	2:17.583	2:20.494
			11 - 20	2:19.117	2:18.128								
56	Halusa Martin	12	1 - 10	2:29.531	2:22.156	2:20.210	2:19.622	2:18.605	2:17.584	2:17.592	2:18.042	2:16.869	2:19.035
			11 - 20	2:18.826	2:19.170								
88	Hartogs Bernardo	11	1 - 10	2:30.595	2:24.107	2:25.280	2:26.002	2:26.938	2:28.179	2:29.179	2:30.614	2:29.095	2:27.485
			11 - 20	2:25.660									
45	Taylor Scotty	11	1 - 10	2:35.019	2:31.219	2:30.143	2:31.946	2:31.539	2:35.689	2:34.500	2:33.638	2:31.507	2:31.198
			11 - 20	2:34.340									
20	Folch-Rusinol Joaquin	9	1 - 10	2:11.498	2:08.488	2:09.237	2:07.403	2:08.509	2:07.650	2:08.023	2:08.111	2:08.457	
121	Trouillard Franck	8	1 - 10	2:20.484	2:15.408	2:16.259	2:23.482	10:47.125	2:17.911	2:15.339	2:14.774		
71	Baillie Alan	1	1 - 10	3:10.336									



Algarve Classic Festival 2017

Autodromo Int. Algarve

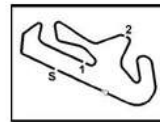
HGPCA FORMULA 1 Pre-1966

Sector analyse - Race 2

26 - 29 October 2017

Autodromo Internacional Algarve - 4652 mtr.

Pos	Nbr	Name / Team name	Sector 1			Sector 2			Sector 3			Theoretical best	Actual best	In
			time	Lap	pos	time	Lap	pos	time	Lap	pos			
1	2	Jolley Rod (GB)	39.944	2	3	39.641	9	2	47.620	4	1	2:07.205	2:07.697	2
2	37	Perk Eddy (NL)	40.780	10	4	40.117	12	4	47.828	8	2	2:08.725	2:08.999	12
3	66	Hoole Sid (GB)	40.787	4	5	40.269	12	5	48.034	6	4	2:09.090	2:09.505	3
4	14	Wilson Richard (GB)	39.740	8	2	40.035	9	3	48.103	12	5	2:07.878	2:08.889	8
5	43	Gillett Charles (GB)	41.586	8	7	41.458	8	6	49.450	2	7	2:12.494	2:13.297	2
6	7	Griffin Paul (GB)	41.327	12	6	41.710	8	7	49.944	10	8	2:12.981	2:13.257	8
7	47	Jolliffe Brian (GB)	43.105	8	14	43.030	3	11	50.655	1	11	2:16.790	2:17.556	3
8	19	Grant Paul (BE)	42.854	8	9	43.212	7	13	50.536	5	10	2:16.602	2:16.728	8
9	21	Nuthall Ian (GB)	42.916	8	10	42.498	8	8	50.811	7	14	2:16.225	2:16.260	8
10	32	Kinch Larry (GB)	43.039	12	13	42.529	9	9	50.728	9	13	2:16.296	2:16.921	9
11	6	Newman Matthew (GB)	42.967	12	12	43.171	7	12	50.728	9	12	2:16.866	2:17.565	5
12	56	Halusa Martin (CH)	42.918	9	11	43.257	12	14	50.121	9	9	2:16.296	2:16.869	9
13	88	Hartogs Bernardo (BR)	45.044	2	15	45.135	2	15	53.053	1	15	2:23.232	2:24.107	2
14	45	Taylor Scotty (AUS)	47.903	3	16	46.698	1	16	54.701	1	16	2:29.302	2:30.143	3
15	20	Folch-Rusinol Joaquin (ES)	39.505	7	1	39.473	8	1	47.870	5	3	2:06.848	2:07.403	4
16	121	Trouillard Franck (FR)	42.008	4	8	42.639	2	10	49.255	3	6	2:13.902	2:14.774	8
17	71	Baillie Alan (GB)	2:12.440	1	17	51.596	1	17					3:10.336	1



Algarve Classic Festival 2017

Autodromo Int. Algarve

HGPCA FORMULA 1 Pre-1966

26 - 29 October 2017

Laps and Sector Times - Race 2

Autodromo Internacional Algarve - 4652 mtr.

4	44.305	130.4	43.673	88.9	52.414	184.3	194.6	2:20.392	10	43.305	129.7	43.622	92.6	51.325	187.8	203.0	2:18.252
5	43.996	126.6	43.320	88.5	51.875	185.9	198.2	2:19.191	11	43.580	131.4	43.285	91.1	51.497	188.8	201.5	2:18.362
6	43.790	136.7	43.408	90.2	51.422	187.2	198.2	2:18.620	12	44.310	137.6	43.590	93.3	51.025	186.5	202.6	2:18.925

32 Kínch Larry (GB)									Lotus 32 Tasman								
lap	Sect-1	Speed	Sect-2	Speed	Sect-3	Speed	TopSpeed	laptime pit	lap	Sect-1	Speed	Sect-2	Speed	Sect-3	Speed	Topspeed	laptime pit
1		116.1	43.972	92.0	51.952		151.5	2:27.033	7	43.888	133.2	42.902	93.3	51.202	205.3	198.5	2:17.992
2	44.528	133.0	44.659	87.1	52.012	197.4	196.0	2:21.199	8	43.754	142.3	43.030	95.7	51.712	198.2	213.9	2:18.496
3	44.370	137.6	43.467	86.0	51.778	203.4	198.9	2:19.615	9	43.664	128.0	42.529	93.8	50.728	203.8	208.1	2:16.921
4	43.999	139.9	43.841	88.1	51.668	200.7	196.0	2:19.508	10	45.247	134.8	43.734	86.3	52.663	206.1	182.4	2:21.644
5	43.318	132.2	42.910	94.1	51.465	206.9	205.3	2:17.693	11	44.079	136.4	43.034	91.8	51.766	190.8	196.0	2:18.879
6	43.691	133.7	43.142	90.8	51.395	204.5	205.7	2:18.228	12	43.039	136.2	43.005	91.0	52.454	204.5	219.1	2:18.498

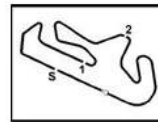
37 Perk Eddy (NL)									Heron F1								
lap	Sect-1	Speed	Sect-2	Speed	Sect-3	Speed	TopSpeed	laptime pit	lap	Sect-1	Speed	Sect-2	Speed	Sect-3	Speed	Topspeed	laptime pit
1		124.7	40.607	94.7	48.243		123.7	2:12.379	7	41.740	140.1	41.544	90.6	48.343	199.3	218.2	2:11.627
2	41.278	133.0	41.140	90.8	47.956	201.5	208.5	2:10.374	8	41.625	133.8	40.914	90.0	47.828	200.4	213.4	2:10.367
3	40.900	137.2	40.731	94.8	48.370	198.5	216.0	2:10.001	9	41.301	127.2	40.795	91.3	48.387	197.4	218.2	2:10.483
4	41.121	139.4	41.186	91.4	48.468	197.1	213.9	2:10.775	10	40.780	131.5	41.349	88.7	48.427	198.5	218.2	2:10.556
5	41.127	137.1	40.628	92.4	48.632	195.7	213.9	2:10.387	11	41.452	129.3	42.312	93.9	48.546	202.2	220.0	2:12.310
6	41.805	135.8	41.705	89.8	48.854	196.4	212.6	2:12.364	12	40.954	135.2	40.117	98.8	47.928	204.9	219.1	2:08.999

43 Gillett Charles (GB)									Cooper T43								
lap	Sect-1	Speed	Sect-2	Speed	Sect-3	Speed	TopSpeed	laptime pit	lap	Sect-1	Speed	Sect-2	Speed	Sect-3	Speed	Topspeed	laptime pit
1		121.6	42.172	91.4	49.984		136.2	2:16.233	7	44.683	123.7	42.706	85.2	49.970	193.5	167.7	2:17.359
2	41.733	128.9	42.114	88.9	49.450	196.4	216.0	2:13.297	8	41.586	130.3	41.458	84.8	51.028	197.8	215.1	2:14.072
3	42.466	125.0	42.266	84.4	49.492	199.3	202.6	2:14.224	9	42.694	131.1	42.795	84.0	49.687	195.3	201.1	2:15.176
4	42.385	133.2	42.534	83.9	49.485	197.4	204.2	2:14.404	10	42.326	126.9	42.627	84.0	49.569	196.7	191.8	2:14.522
5	42.472	125.1	41.824	88.1	49.595	197.8	198.9	2:13.891	11	43.414	122.4	42.615	87.9	50.558	197.1	180.0	2:16.587
6	43.591	114.3	42.181	91.4	51.158	198.2	199.6	2:16.930	12	42.123	131.4	42.216	91.5	49.725	191.2	202.2	2:14.064

45 Taylor Scotty (AUS)									Cooper T45								
lap	Sect-1	Speed	Sect-2	Speed	Sect-3	Speed	TopSpeed	laptime pit	lap	Sect-1	Speed	Sect-2	Speed	Sect-3	Speed	Topspeed	laptime pit
1		105.0	46.698	85.0	54.701		127.7	2:35.019	7	50.091	112.1	48.593	75.5	55.816	172.5	171.2	2:34.500
2	48.139	115.5	47.006	92.9	56.074	175.6	161.7	2:31.219	8	48.736	111.5	49.183	68.5	55.719	172.2	168.8	2:33.638
3	47.903	106.8	47.179	77.4	55.061	176.2	173.1	2:30.143	9	48.132	115.8	47.581	82.8	55.794	175.6	172.2	2:31.507
4	48.507	116.0	47.754	82.1	55.685	174.5	170.6	2:31.946	10	48.109	114.4	47.863	86.5	55.226	172.8	172.0	2:31.198
5	48.510	110.9	47.403	83.1	55.626	172.2	168.8	2:31.539	11	48.689	108.5	47.593	81.8	58.058	173.1	178.8	2:34.340
6	48.840	109.1	48.188	72.2	58.661	174.5	163.9	2:35.689	12								

47 Jolliffe Brian (GB)									Cooper T45								
lap	Sect-1	Speed	Sect-2	Speed	Sect-3	Speed	TopSpeed	laptime pit	lap	Sect-1	Speed	Sect-2	Speed	Sect-3	Speed	Topspeed	laptime pit
1		128.4	44.284	96.8	50.655		126.9	2:21.922	7	43.576	127.4	44.074	85.0	51.275	194.6	210.1	2:18.925
2	44.142	115.4	43.684	88.4	50.956	196.0	201.1	2:18.782	8	43.105	139.7	43.710	88.7	50.891	192.9	210.1	2:17.706
3	43.814	139.2	43.030	89.9	50.712	191.5	201.9	2:17.556	9	43.516	136.7	43.117	92.5	51.329	191.8	206.1	2:17.962
4	43.946	118.9	43.835	89.7	51.590	192.2	201.1	2:19.371	10	43.521	137.6	43.586	91.1	51.693	191.8	205.7	2:18.800
5	44.213	128.0	44.015	90.9	51.161	187.8	199.6	2:19.389	11	43.587	126.6	43.694	89.0	51.229	192.5	201.5	2:18.510
6	43.355	132.2	44.433	84.9	51.158	190.5	196.7	2:18.946	12	43.407	127.7	43.667	92.0	51.790	194.9	208.1	2:18.864

56 Halusa Martin (CH)									Maserati 250F 2521								
lap	Sect-1	Speed	Sect-2	Speed	Sect-3	Speed	TopSpeed	laptime pit	lap	Sect-1	Speed	Sect-2	Speed	Sect-3	Speed	Topspeed	laptime pit
1		112.4	46.683	80.8	52.504		140.3	2:29.531	7	42.957	126.5	43.643	83.9	50.992	196.4	207.7	2:17.592
2	44.879	119.2	44.849	82.1	52.428	193.2	176.2	2:22.156	8	43.099	127.8	44.153	81.6	50.790	199.3	188.8	2:18.042
3	43.988	117.0	44.690	79.4	51.532	191.5	193.5	2:20.210	9	42.918	129.2	43.830	83.1	50.121	198.5	201.9	2:16.869
4	43.666	123.3	44.369	82.3	51.587	192.5	192.9	2:19.622	10	43.249	119.1	44.949	77.0	50.837	200.4	206.9	2:19.035
5	43.163	123.1	43.919	79.9	51.523	194.6	192.2	2:18.605	11	44.690	118.9	43.634	79.9	50.502	195.3	181.2	2:18.826
6	42.930	132.5	43.523	84.8	51.131	196.7	192.5	2:17.584	12	44.536	123.9	43.257	86.9	51.377	197.1	189.1	2:19.170



Algarve Classic Festival 2017

Autodromo Int. Algarve

HGPCA FORMULA 1 Pre-1966

26 - 29 October 2017

Laps and Sector Times - Race 2

Autodromo Internacional Algarve - 4652 mtr.

66 Hoole Sid (GB)									Cooper T66 F1										
lap	Sect-1	Speed	Sect-2	Speed	Sect-3	Speed	TopSpeed	laptime	pit	lap	Sect-1	Speed	Sect-2	Speed	Sect-3	Speed	TopSpeed	laptime	pit
1		131.4	41.732	85.6	48.155		128.1	2:14.929		7	40.815	146.3	41.541	91.5	48.435	207.7	220.4	2:10.791	
2	41.204	130.4	40.588	<u>101.0</u>	48.043	208.9	220.9	2:09.835		8	41.558	143.6	41.105	95.2	48.485	208.1	204.2	2:11.148	
3	40.850	134.0	40.568	93.3	48.087	208.5	224.1	<u>2:09.505</u>		9	40.983	137.9	40.790	90.4	48.312	201.9	218.6	2:10.085	
4	<u>40.787</u>	144.6	41.117	91.5	48.352	<u>209.7</u>	218.6	2:10.256		10	40.852	143.6	41.355	88.0	48.515	209.3	<u>225.0</u>	2:10.722	
5	40.848	143.0	40.589	90.6	48.463	<u>209.7</u>	211.8	2:09.900		11	41.204	135.3	42.057	90.9	49.304	208.1	224.1	2:12.565	
6	41.878	137.4	41.802	88.7	<u>48.034</u>	208.5	219.5	2:11.714		12	42.175	<u>147.9</u>	<u>40.269</u>	94.1	48.331	206.9	215.1	2:10.775	

71 Baillie Alan (GB)									Cooper T71/73										
lap	Sect-1	Speed	Sect-2	Speed	Sect-3	Speed	TopSpeed	laptime	pit	lap	Sect-1	Speed	Sect-2	Speed	Sect-3	Speed	TopSpeed	laptime	pit
1		<u>114.8</u>	<u>51.596</u>	<u>77.8</u>			<u>111.5</u>	<u>3:10.336</u>		2									

88 Hartogs Bernardo (BR)									Lotus 18/21 916										
lap	Sect-1	Speed	Sect-2	Speed	Sect-3	Speed	TopSpeed	laptime	pit	lap	Sect-1	Speed	Sect-2	Speed	Sect-3	Speed	TopSpeed	laptime	pit
1		114.8	46.125	81.8	<u>53.053</u>		134.2	2:30.595		7	46.366	119.7	46.959	76.7	55.854	168.5	178.8	2:29.179	
2	<u>45.044</u>	123.3	<u>45.135</u>	80.6	53.928	<u>182.1</u>	181.2	<u>2:24.107</u>		8	48.855	<u>123.6</u>	46.801	82.3	54.958	155.8	166.2	2:30.614	
3	45.774	122.3	46.065	82.4	53.441	175.9	<u>185.6</u>	2:25.280		9	47.069	115.0	47.361	77.8	54.665	162.2	172.5	2:29.095	
4	46.100	118.8	45.805	81.1	54.097	173.1	182.4	2:26.002		10	46.672	115.6	46.608	80.0	54.205	169.0	181.2	2:27.485	
5	46.656	119.2	46.278	80.2	54.004	172.8	172.5	2:26.938		11	46.595	121.1	45.249	<u>84.0</u>	53.816	169.8	172.0	2:25.660	
6	46.805	117.9	47.016	81.3	54.358	169.3	177.6	2:28.179		12									

121 Trouillard Franck (FR)									Lotus 21/24 938										
lap	Sect-1	Speed	Sect-2	Speed	Sect-3	Speed	TopSpeed	laptime	pit	lap	Sect-1	Speed	Sect-2	Speed	Sect-3	Speed	TopSpeed	laptime	pit
1		132.2	42.895	<u>95.8</u>	50.378		129.7	2:20.484		5	Out	131.1	44.099	86.7	51.159			10:47.125	P
2	42.604	148.1	<u>42.639</u>	85.9	50.165	<u>188.2</u>	<u>204.9</u>	2:15.408		6	42.982	<u>148.6</u>	44.669	86.3	50.260	181.8	198.2	2:17.911	
3	43.868	134.8	43.136	86.5	<u>49.255</u>	186.2	197.4	2:16.259		7	42.366	136.4	43.255	83.4	49.718	186.2	201.1	2:15.339	
4	<u>42.008</u>	147.5	44.041	86.9		187.8	204.5	2:23.482		8	42.694	137.1	42.641	90.1	49.439	184.9	200.7	<u>2:14.774</u>	

Algarve Classic Festival 2017

Autodromo Int. Algarve

HGPCA FORMULA 1 Pre-1966

Lap Chart - Race 2

26 - 29 October 2017

Autodromo Internacional Algarve - 4652 mtr.

Lap 1			Lap 2			Lap 3			Lap 4			Lap 5			Lap 6			Lap 7			Lap 8			Lap 9					
Nr.	Behind	Laptime	Nr.	Behind	Laptime	Nr.	Behind	Laptime	Nr.	Behind	Laptime	Nr.	Behind	Laptime	Nr.	Behind	Laptime	Nr.	Behind	Laptime	Nr.	Behind	Laptime	Nr.	Behind	Laptime			
20		2:11.498	20		2:08.488	20		2:09.237	20		2:07.403	20		2:08.509	20		2:07.650	20		2:08.023	20		2:08.111	20		2:08.457			
37	0.881	2:12.379	2	0.352	2:07.697	2	0.322	2:09.207	2	1.046	2:08.127	2	1.379	2:08.842	2	2.600	2:08.871	2	4.629	2:10.052	88	1 LAP	2:29.179	2	5.800	2:09.431			
2	1.143	2:12.641	37	2.767	2:10.374	37	3.531	2:10.001	37	6.903	2:10.775	37	8.781	2:10.387	66	13.354	2:11.714	45	1 LAP	2:35.689	2	4.826	2:08.308	66	20.787	2:10.085			
66	3.431	2:14.929	66	4.778	2:09.835	66	5.046	2:09.505	66	7.899	2:10.256	66	9.290	2:09.900	37	13.495	2:12.364	66	16.122	2:10.791	66	19.159	2:11.148	37	21.381	2:10.483			
43	4.735	2:16.233	43	9.544	2:13.297	43	14.531	2:14.224	43	21.532	2:14.404	43	26.914	2:13.891	14	30.419	2:10.255	37	17.099	2:11.627	37	19.355	2:10.367	88	1 LAP	2:30.614			
7	7.861	2:19.359	7	14.077	2:14.704	14	19.744	2:12.029	14	24.877	2:12.536	14	27.814	2:11.446	43	36.194	2:16.930	14	32.251	2:09.855	14	33.029	2:08.889	14	33.602	2:09.030			
121	8.986	2:20.484	121	15.906	2:15.408	7	20.707	2:15.867	7	28.526	2:15.222	7	35.475	2:15.458	7	42.979	2:15.154	43	45.530	2:17.359	45	1 LAP	2:34.500	121	4 LAPS	10:47.125			
47	10.424	2:21.922	14	16.952	2:13.255	121	22.928	2:16.259	121	39.007	2:23.482	47	51.885	2:19.389	47	1:03.181	2:18.946	7	49.596	2:14.640	43	51.491	2:14.072	43	58.210	2:15.176			
14	12.185	2:23.683	47	20.718	2:18.782	47	29.037	2:17.556	47	41.005	2:19.371	21	57.783	2:19.191	21	1:08.753	2:18.620	47	1:14.083	2:18.925	7	54.742	2:13.257	7	1:00.274	2:13.989			
21	12.478	2:23.976	21	23.770	2:19.780	21	34.112	2:19.579	21	47.101	2:20.392	19	58.163	2:17.547	19	1:09.177	2:18.664	21	1:17.606	2:16.876	47	1:23.678	2:17.706	45	1 LAP	2:33.638			
19	14.516	2:26.014	19	26.732	2:20.704	19	37.610	2:20.115	19	49.125	2:18.918	19	59.913	2:17.693	32	1:10.491	2:18.228	19	1:18.177	2:17.023	21	1:25.755	2:16.260	47	1:33.183	2:17.962			
32	15.535	2:27.033	32	28.246	2:21.199	32	38.624	2:19.615	32	50.729	2:19.508	32	50.729	2:19.508	6	1:00.413	2:17.565	6	1:11.174	2:18.411	32	1:20.460	2:17.992	19	1:26.794	2:16.728			
6	16.253	2:27.751	6	28.926	2:21.161	6	39.330	2:19.641	6	51.357	2:19.430	6	51.357	2:19.430	56	1:04.989	2:18.605	56	1:14.923	2:17.584	6	1:21.143	2:17.992	32	1:30.845	2:18.496			
56	18.033	2:29.531	56	31.701	2:22.156	56	42.674	2:20.210	56	54.893	2:19.622	56	54.893	2:19.622	88	1:27.787	2:26.938	88	1:48.316	2:28.179	56	1:24.492	2:17.592	6	1:31.679	2:18.647			
88	19.097	2:30.595	88	34.716	2:24.107	88	50.759	2:25.280	88	1:09.358	2:26.002	88	1:09.358	2:26.002	45	1:54.731	2:31.539				56	1:34.423	2:18.042	6	1:40.805	2:17.583			
45	23.521	2:35.019	45	46.252	2:31.219	45	1:07.158	2:30.143	45	1:31.701	2:31.946	45	1:31.701	2:31.946													56	1:42.835	2:16.869
71	58.838	3:10.336																											

Algarve Classic Festival 2017

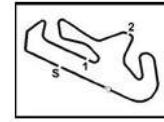
Autodromo Int. Algarve

HGPCA FORMULA 1 Pre-1966

Lap Chart - Race 2

26 - 29 October 2017
Autodromo Internacional Algarve - 4652 mtr.

Lap 10			Lap 11			Lap 12		
Nr.	Behind	Laptime	Nr.	Behind	Laptime	Nr.	Behind	Laptime
2		2:09.442	2		2:10.256	2		2:09.606
66	16.267	2:10.722	66	18.576	2:12.565	37	18.142	2:08.999
37	16.695	2:10.556	37	18.749	2:12.310	66	19.745	2:10.775
14	30.256	2:11.896	14	29.610	2:09.610	14	29.588	2:09.584
88	1 LAP	2:29.095	121	4 LAPS	2:15.339	121	4 LAPS	2:14.774
121	4 LAPS	2:17.911	88	1 LAP	2:27.485	43	1:08.279	2:14.064
43	57.490	2:14.522	43	1:03.821	2:16.587	7	1:09.011	2:14.717
7	59.402	2:14.370	7	1:03.900	2:14.754	88	1 LAP	2:25.660
45	1 LAP	2:31.507	45	1 LAP	2:31.198	47	1:54.253	2:18.864
47	1:36.741	2:18.800	47	1:44.995	2:18.510	19	1:54.907	2:18.422
21	1:37.878	2:18.252	21	1:45.984	2:18.362	21	1:55.303	2:18.925
19	1:38.847	2:17.830	19	1:46.091	2:17.500	32	2:03.226	2:18.498
32	1:45.711	2:21.644	32	1:54.334	2:18.879	6	2:03.440	2:18.128
6	1:46.057	2:20.494	6	1:54.918	2:19.117	56	2:04.762	2:19.170
56	1:46.628	2:19.035	56	1:55.198	2:18.826	45	1 LAP	2:34.340



Algarve Classic Festival 2017

Autodromo Int. Algarve

26 - 29 October 2017

Autodromo Internacional Algarve - 4652 mtr.

Starting grid - HGPCA FORMULA 1 Pre-1966 - Race 2

Start Time : 13:30 - Heat Duration : 25 Minutes


Pos	Nbr	Name	time	Pos	Nbr	Name	time
-----	-----	------	------	-----	-----	------	------

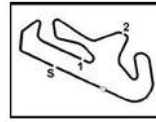
----- STARTLINE -----

Pole Left

1	37	Perk Eddy	Row 1	2	9	Dark Tom
3	20	Folch-Rusinol Joaquin	Row 2	4	66	Hoole Sid
5	43	Gillett Charles	Row 3	6	71	Baillie A Ian
7	2	Jolley Rod	Row 4	8	7	Griffin Paul
9	121	Trouillard Franck	Row 5	10	47	Jolliffe Brian
11	21	Nuthall Ian	Row 6	12	19	Grant Paul
13	6	Newman Matthew	Row 7	14	56	Halusa Mart in
15	88	Hartogs Bernardo	Row 8	16	45	Taylor Scotty
17	248	Lehr Klaus	Row 9	18	30	Bronson Julian
19	32	Kinch Larry	Row 10	20	14	Wilson Richard

Car N.20 - Loss of 2 places on the grid - Stew ards decision N.2

Results: https://livetiming.raceresults.nu/autodromodoalgarve			Publication-time
Clerk of the Course	Steward	Timekeeper  Miguel C. Calado Gloria	Timekeeping by :
Page 1 of 1			



Algarve Classic Festival 2017

Autodromo Int. Algarve

Heat name : HGPCA FORMULA 1 Pre-1966 - Race 2
 Heat Date : 29 October 2017
 Weather :
 : Autodromo Internacional Algarve - 4652 mtr.

Participants Started	: 17	Participants Classified	: 17
Participants Finished	: 15	Participants Not Classified	: 12
Participants Not Finished	: 2		

Green flag at	: 13:37:10	Heat recording start time	: 13:23:50
Finish flag waved at	: 14:03:02	Heat recording end time	: 14:07:35
Total time under Green	: 25:52	Total of All Laps in Heat	: 184
Number of cautions	: 0	Total time under Yellow	: 00:00:00
Number of code-60's	: 0	Total time under Code-60	: 00:00:00

Summary of winners per class

Nbr	Name / Team name	Cls	Fastest Laptime	In	Avg. Speed	Laps	Race Time
2	Jolley Rod	7b	2:07.697	2	129.47	12	25:52.480
37	Perk Eddy	10	2:08.999	12	127.97	12	26:10.622
66	Hoole Sid	11	2:09.505	3	127.84	12	26:12.225
43	Gillett Charles	9	2:13.297	2	124.01	12	27:00.759
19	Grant Paul	5	2:16.728	8	120.55	12	27:47.387
32	Kinch Larry	12	2:16.921	9	119.95	12	27:55.706
56	Halusa Martin	6	2:16.869	9	119.84	12	27:57.242
45	Taylor Scotty	7c	2:30.143	3	109.62	11	28:00.738
20	Folch-Rusinol Joaquin	7a	2:07.403	4	130.25	9	19:17.376

Leader history during the Heat

#	Nbr	Lap	to Lap	Name
1	20	1	9	Folch-Rusinol Joaquin
2	2	10	12	Jolley Rod

Best Lap time history during the Heat

#	Nbr	lap time	in lap	Name	time of day
1	20	2:11.498	1	Folch-Rusinol Joaquin	13:39:21
2	20	2:08.488	2	Folch-Rusinol Joaquin	13:41:30
3	2	2:07.697	2	Jolley Rod	13:41:30
4	20	2:07.403	4	Folch-Rusinol Joaquin	13:45:47

Summary of best laptimes per class

Nbr	Name / Team name	Cls	Fastest Laptime	In	Speed
37	Perk Eddy	10	2:08.999	12	129.85
66	Hoole Sid	11	2:09.505	3	129.34
32	Kinch Larry	12	2:16.921	9	122.34
21	Nuthall Ian	5	2:16.260	8	122.93
56	Halusa Martin	6	2:16.869	9	122.38
20	Folch-Rusinol Joaquin	7a	2:07.403	4	131.48
2	Jolley Rod	7b	2:07.697	2	131.17
45	Taylor Scotty	7c	2:30.143	3	111.56

Algarve Classic Festival 2017

Autodromo Int. Algarve

Summary of best lap times per class

Nbr	Name / Team name	Cls	Fastest Laptime	In	Speed
43	Gillett Charles	9	2:13.297	2	125.66

Summary of number of laps in the lead

#	Nbr	Name	# Laps in the lead
1	20	Folch-Rusinol Joaquin	9
2	2	Jolley Rod	3