

Legends of Brands Hatch Superprix - 30 Jun - 1 Jul 2018

HGPCA Pre '61 supported by Supagard and Dunlop Tyres Qualifying for Race 3 - Classification

Sheet No:

POS	NO	DRIVER/S	CLASS	CLASS POS	CAR MAKE / MODEL	TIME	ON	LAPS	GAP	DIFF	MPH
1	2	Rod Jolley	8	1	Lister Jaguar	1:47.959	7	8			81.13
2	77	Geraint Owen	8	2	Kurtis 500C	1:48.332	5	8	0.373	0.373	80.85
3	21	Ian Nuthall	5	1	Alfa F2	1:49.714	2	6	1.755	1.382	79.83
4	43	Robi Bernberg	7C	1	Cooper T43	1:50.590	6	6	2.631	0.876	79.20
5	38	Tony Best	7A	1	Ferrari Dino BR01	1:50.650	8	8	2.691	0.060	79.16
6	248	Klaus Lehr	6	1	Maserati 250F CM5	1:50.871	7	8	2.912	0.221	79.00
7	19	Paul Grant	5	2	Cooper Bristol Mk 2	1:52.106	5	6	4.147	1.235	78.13
8	22	Steve Hart	6	2	Maserati 205F	1:52.594	6	7	4.635	0.488	77.79
9	20	David Wenman	5	3	Connaught	1:53.017	7	8	5.058	0.423	77.50
10	34	John Bussey	7C	2	Cooper T43	1:53.749	6	8	5.790	0.732	77.00
11	33	Chris Phillips	5	4	Cooper Bristol Mk 2	1:54.862	7	7	6.903	1.113	76.25
12	18	Tom Dark	2	1	Bugatti T59/50D	1:55.789	6	7	7.830	0.927	75.64
13	7	Charles McCabe	7A	2	BRM P25	1:56.844	6	7	8.885	1.055	74.96
14	36	Erik Staes	5	5	Cooper Bristol	2:01.941	7	7	13.982	5.097	71.83
15	32	Guy Plante	5	6	Cooper Bristol	2:05.495	6	7	17.536	3.554	69.79
16	11	John Gillett	1	1	MG K3	2:16.685	6	6	28.726	11.190	64.08

Car 43 requires a working transponder - Regulation Q12.2.1 refers.
Car 19 - transponder working intermittently, please check position.

Session Start: 09:21:36 - Finish: 09:46:49
Weather/Track Conditions: Sunny / Dry
Circuit: Brands Hatch Grand Prix Circuit
Track Length: 3.916 Km - 2.4330 miles

These results are provisional until the conclusion of any judicial and technical matters.

Clerk of the Course:

Timekeeper:

Issued at:

Nick Palmer



Printed: 30-06-2018 - 09:49

Results: www.mstworld.com . Live Timing: <https://livetiming.getraceresults.com/mst> . Email: timing@mstworld.com

Legends of Brands Hatch Superprix - 30 Jun - 1 Jul 2018

HGPCA Pre '61 supported by Supagard and Dunlop Tyres

Qualifying for Race 3 - Sector Analysis

2 Rod Jolley (8)								Lister Jaguar							
lap	Sect-1	Speed	Sect-2	Speed	Sect-3	Speed	Laptime Pit	lap	Sect-1	Speed	Sect-2	Speed	Sect-3	Speed	Laptime Pit
1	Out	72.1	55.384	65.2	27.815	110.7	2:07.124	5	34.980	93.6	48.158	77.9	26.106	121.1	1:49.244
2	36.526	84.6	50.618	68.9	26.384	121.5	1:53.528	6	34.388	89.2	50.121	75.8	26.052	123.3	1:50.561
3	34.890	88.5	49.346	73.8	25.679	122.4	1:49.915	7	34.124	93.8	48.222	74.7	25.613	122.2	1:47.959
4	34.457	94.3	50.209	74.3	25.570	121.8	1:50.236	8	34.835	90.5	48.341	75.5	26.131	120.0	1:49.307

7 Charles McCabe (7A)								BRM P25							
lap	Sect-1	Speed	Sect-2	Speed	Sect-3	Speed	Laptime Pit	lap	Sect-1	Speed	Sect-2	Speed	Sect-3	Speed	Laptime Pit
1	Out	61.7	1:03.338	52.7	32.981	99.3	2:23.204	5	38.080	78.8	54.303	71.3	27.739	107.4	2:00.122
2	40.603	76.3	56.450	63.3	29.963	92.9	2:07.016	6	37.080	83.7	52.135	67.4	27.629	107.0	1:56.844
3	40.938	72.7	57.094	66.5	28.851	104.5	2:06.883	7	38.028	82.4	53.059	69.9	27.387	112.6	1:58.474
4	38.496	80.6	55.109	65.3	28.339	107.6	2:01.944	8							

11 John Gillett (1)								MG K3							
lap	Sect-1	Speed	Sect-2	Speed	Sect-3	Speed	Laptime Pit	lap	Sect-1	Speed	Sect-2	Speed	Sect-3	Speed	Laptime Pit
1	Out	58.0	1:13.800	49.3	40.212	68.4	2:46.565	4	43.437	72.1	1:05.798	56.4	34.077	87.1	2:23.312
2	46.348	64.6	1:10.283	56.9	35.652	76.1	2:32.283	5	42.362	71.1	1:05.464	59.0	33.161	88.0	2:20.987
3	44.406	70.3	1:07.766	53.5	34.868	82.8	2:27.040	6	41.574	77.0	1:02.698	61.9	32.413	93.4	2:16.685

18 Tom Dark (2)								Bugatti T59/50D							
lap	Sect-1	Speed	Sect-2	Speed	Sect-3	Speed	Laptime Pit	lap	Sect-1	Speed	Sect-2	Speed	Sect-3	Speed	Laptime Pit
1	Out	62.4	1:02.097	62.2	32.782	93.0	2:23.770	5	37.327	81.1	53.922	74.6	27.048	113.2	1:58.297
2	38.965	65.6	58.013	67.0	30.640	100.9	2:07.618	6	36.097	78.8	52.610	77.6	27.082	111.1	1:55.789
3	38.547	71.9	55.701	74.2	28.343	102.5	2:02.591	7	35.947	83.3	1:11.115	72.3	27.414	109.8	2:14.476
4	37.493	81.6	53.589	72.0	27.666	111.1	1:58.748	8							

19 Paul Grant (5)								Cooper Bristol Mk 2							
lap	Sect-1	Speed	Sect-2	Speed	Sect-3	Speed	Laptime Pit	lap	Sect-1	Speed	Sect-2	Speed	Sect-3	Speed	Laptime Pit
1							1:56.206	4							1:52.646
2							1:55.085	5							1:52.106
3							1:53.864	6							1:52.386

20 David Wenman (5)								Connaught							
lap	Sect-1	Speed	Sect-2	Speed	Sect-3	Speed	Laptime Pit	lap	Sect-1	Speed	Sect-2	Speed	Sect-3	Speed	Laptime Pit
1	Out	61.2	1:01.068	68.8	29.217	97.3	2:17.888	5	35.139	83.5	54.211	78.4	27.055	102.8	1:56.405
2	37.797	78.9	54.115	76.2	27.607	101.9	1:59.519	6	35.355	83.9	51.192	76.4	27.093	103.1	1:53.640
3	36.049	83.3	51.975	76.6	27.518	102.2	1:55.542	7	35.301	86.1	50.419	78.8	27.297	102.2	1:53.017
4	36.168	83.2	51.869	77.5	27.415	101.6	1:55.452	8	36.968	82.4	51.175	80.1	27.232	103.7	1:55.375

21 Ian Nuthall (5)								Alta F2							
lap	Sect-1	Speed	Sect-2	Speed	Sect-3	Speed	Laptime Pit	lap	Sect-1	Speed	Sect-2	Speed	Sect-3	Speed	Laptime Pit
1	Out	80.8	51.274	61.7	35.575	104.2	2:08.556	4	Out	73.5	54.775	70.8	28.484	104.9	2:12.648 P
2	34.472	86.7	48.658	82.1	26.584	106.5	1:49.714	5	38.394	82.2	51.166	72.4	26.805	107.7	1:56.365
3	35.398	76.9	51.479	71.0	In		4:56.174 P	6	34.988	87.9	50.699	74.5	26.854	109.8	1:52.541

22 Steve Hart (6)								Maserati 205F							
lap	Sect-1	Speed	Sect-2	Speed	Sect-3	Speed	Laptime Pit	lap	Sect-1	Speed	Sect-2	Speed	Sect-3	Speed	Laptime Pit
1	Out	79.0	54.911	66.1	27.441	113.2	2:09.284	5	35.853	77.1	50.852	69.4	26.447	110.4	1:53.152
2	36.456	77.6	51.016	69.0	26.197	117.1	1:53.669	6	36.308	75.6	50.024	70.8	26.262	118.5	1:52.594
3	36.267	85.2	50.450	64.1	26.062	121.5	1:52.779	7	35.630	79.9	50.206	71.0	27.129	94.2	1:52.965
4	36.311	80.2	50.069	65.4	26.728	119.8	1:53.108	8							

32 Guy Plante (5)								Cooper Bristol							
lap	Sect-1	Speed	Sect-2	Speed	Sect-3	Speed	Laptime Pit	lap	Sect-1	Speed	Sect-2	Speed	Sect-3	Speed	Laptime Pit
1	Out	67.9	1:02.756	60.5	31.734	80.2	2:23.648	5	40.411	72.9	57.573	66.2	29.928	93.8	2:07.912
2	42.384	71.9	1:00.585	63.1	31.609	85.0	2:14.578	6	38.629	76.2	56.948	67.6	29.918	91.6	2:05.495
3	40.341	73.3	59.579	66.1	30.409	89.1	2:10.329	7	38.865	76.3	57.101	69.0	29.821	92.2	2:05.787
4	40.074	74.9	57.882	66.0	30.604	86.9	2:08.560	8							



Legends of Brands Hatch Superprix - 30 Jun - 1 Jul 2018

HGPCA Pre '61 supported by Supagard and Dunlop Tyres

Qualifying for Race 3 - Sector Analysis

33 Chris Phillips (5)								Cooper Bristol Mk 2							
Lap	Sect-1	Speed	Sect-2	Speed	Sect-3	Speed	Laptime Pit	Lap	Sect-1	Speed	Sect-2	Speed	Sect-3	Speed	Laptime Pit
1	38.656	76.3	53.655	69.2	27.862	101.4	2:00.173	5	36.113	79.9	52.432	71.6	27.794	108.6	1:56.339
2	37.210	81.6	53.454	63.3	28.001	103.0	1:58.665	6	36.077	83.0	51.881	71.3	27.137	108.1	1:55.095
3	36.763	80.9	52.643	65.7	27.831	104.1	1:57.237	7	36.115	81.4	51.731	69.0	27.016	108.1	1:54.862
4	38.158	81.5	51.793	71.1	27.132	107.4	1:57.083	8							

34 John Bussey (7C)								Cooper T43							
Lap	Sect-1	Speed	Sect-2	Speed	Sect-3	Speed	Laptime Pit	Lap	Sect-1	Speed	Sect-2	Speed	Sect-3	Speed	Laptime Pit
1	Out	68.2	56.696	68.1	28.769	103.6	2:10.782	5	35.644	80.5	51.215	78.1	26.911	106.9	1:53.770
2	37.123	80.7	53.494	74.1	27.183	106.9	1:57.800	6	35.722	80.6	51.287	78.4	26.740	108.1	1:53.749
3	36.153	79.5	51.259	74.6	27.370	105.9	1:54.782	7	35.668	80.6	51.631	76.0	27.103	107.6	1:54.402
4	35.725	85.3	54.411	75.6	27.503	107.0	1:57.639	8	35.524	82.0	51.661	74.0	26.737	108.9	1:53.922

36 Erik Staes (5)								Cooper Bristol							
Lap	Sect-1	Speed	Sect-2	Speed	Sect-3	Speed	Laptime Pit	Lap	Sect-1	Speed	Sect-2	Speed	Sect-3	Speed	Laptime Pit
1	Out	67.8	1:04.052	62.2	30.820	87.3	2:24.838	5	39.323	77.8	54.751	71.8	29.150	102.0	2:03.224
2	42.441	72.9	58.846	60.6	31.160	91.4	2:12.447	6	39.893	77.7	54.825	71.8	28.664	101.9	2:03.382
3	40.966	71.4	1:02.365	63.3	30.220	97.0	2:13.551	7	38.237	81.5	54.603	71.0	29.101	101.6	2:01.941
4	39.370	78.0	55.810	66.1	29.509	98.3	2:04.689	8							

38 Tony Best (7A)								Ferrari Dino BR01							
Lap	Sect-1	Speed	Sect-2	Speed	Sect-3	Speed	Laptime Pit	Lap	Sect-1	Speed	Sect-2	Speed	Sect-3	Speed	Laptime Pit
1	Out	65.1	59.838	57.5	29.683	105.7	2:14.955	5	35.212	85.0	51.074	81.1	26.109	110.6	1:52.395
2	37.175	82.9	51.264	74.7	26.373	114.7	1:54.812	6	35.047	90.5	49.730	82.8	26.262	112.8	1:51.039
3	35.670	81.1	52.352	77.6	26.689	113.2	1:54.711	7	34.797	85.1	51.080	79.5	26.143	114.3	1:52.020
4	35.414	89.1	51.917	74.1	26.450	114.3	1:53.781	8	34.503	87.6	49.988	82.0	26.159	113.2	1:50.650

43 Robi Bernberg (7C)								Cooper T43							
Lap	Sect-1	Speed	Sect-2	Speed	Sect-3	Speed	Laptime Pit	Lap	Sect-1	Speed	Sect-2	Speed	Sect-3	Speed	Laptime Pit
1							1:53.133	4							3:44.172
2							1:52.307	5							1:52.667
3							1:51.745	6							1:50.590

77 Geraint Owen (8)								Kurtis 500C							
Lap	Sect-1	Speed	Sect-2	Speed	Sect-3	Speed	Laptime Pit	Lap	Sect-1	Speed	Sect-2	Speed	Sect-3	Speed	Laptime Pit
1	Out	68.7	55.367	60.6	28.171	107.9	2:06.829	5	34.635	91.6	48.015	70.3	25.682	120.4	1:48.332
2	36.783	77.2	51.705	64.6	26.837	121.3	1:55.325	6	34.262	87.4	50.435	70.2	26.273	107.4	1:50.970
3	34.927	87.8	48.874	73.4	25.968	123.8	1:49.769	7	36.500	89.4	48.090	67.4	26.511	124.5	1:51.101
4	34.011	92.1	49.459	69.3	25.869	123.1	1:49.339	8	33.690	88.0	49.421	67.7	27.340	122.2	1:50.451

248 Klaus Lehr (6)								Maserati 250F CM5							
Lap	Sect-1	Speed	Sect-2	Speed	Sect-3	Speed	Laptime Pit	Lap	Sect-1	Speed	Sect-2	Speed	Sect-3	Speed	Laptime Pit
1	Out	77.9	58.612	69.3	28.127	108.9	2:13.581	5	35.416	83.4	50.459	72.4	26.297	113.3	1:52.172
2	36.193	69.8	51.563	74.2	26.772	117.3	1:54.528	6	36.381	78.8	51.163	71.4	26.324	118.7	1:53.868
3	35.094	83.4	50.825	75.1	26.117	119.6	1:52.036	7	34.983	84.5	49.721	80.3	26.167	120.4	1:50.871
4	34.742	86.7	50.010	78.1	26.544	119.8	1:51.296	8	34.704	84.2	51.293	73.8	26.216	121.5	1:52.213



Legends of Brands Hatch Superprix - 30 Jun - 1 Jul 2018

HGPCA Pre '61 supported by Supagard and Dunlop Tyres

Qualifying for Race 3 - Best Sector Times

	SECTOR 1			SECTOR 2			SECTOR 3			IDEAL / BEST LAP COMPARISON					
	NO	TIME	LAP	NO	TIME	LAP	NO	TIME	LAP	NO	NAME	BEST	IN	IDEAL	DIFF
1	77	33.690	8	77	47.442	9	2	25.570	4	2	Rod Jolley	1:47.959	7	1:47.852	+0.107
2	2	34.124	7	2	48.158	5	77	25.682	5	77	Geraint Owen	1:48.332	5	1:46.814	+1.518
3	21	34.472	2	21	48.658	2	22	26.062	3	21	Ian Nuthall	1:49.714	2	1:49.714	+0.000
4	38	34.503	8	248	49.721	7	38	26.109	5	43	Robi Bernberg	1:50.590	6		+
5	248	34.704	8	38	49.730	6	248	26.117	3	38	Tony Best	1:50.650	8	1:50.342	+0.308
6	20	35.139	5	22	50.024	6	21	26.584	2	248	Klaus Lehr	1:50.871	7	1:50.542	+0.329
7	34	35.524	8	20	50.419	7	34	26.737	8	19	Paul Grant	1:52.106	5		+
8	22	35.630	7	34	51.215	5	33	27.016	7	22	Steve Hart	1:52.594	6	1:51.716	+0.878
9	18	35.947	7	33	51.731	7	18	27.048	5	20	David Wenman	1:53.017	7	1:52.613	+0.404
10	33	36.077	6	7	52.135	6	20	27.055	5	34	John Bussey	1:53.749	6	1:53.476	+0.273
11	7	37.080	6	18	52.610	6	7	27.387	7	33	Chris Phillips	1:54.862	7	1:54.824	+0.038
12	36	38.237	7	36	54.603	7	36	28.664	6	18	Tom Dark	1:55.789	6	1:55.605	+0.184
13	32	38.629	6	32	56.948	6	32	29.821	7	7	Charles McCabe	1:56.844	6	1:56.602	+0.242
14	11	40.740	7	11	1:02.698	6	11	32.413	6	36	Erik Staes	2:01.941	7	2:01.504	+0.437
15	19		8	19		6	19		5	32	Guy Plante	2:05.495	6	2:05.398	+0.097
16	43			43			43			11	John Gillett	2:16.685	6	2:15.851	+0.834



Session Start: 09:21:36 - Finish: 09:46:49
Weather/Track Conditions: Sunny / Dry
Circuit: Brands Hatch Grand Prix Circuit
Track Length: 3.916 Km - 2.4330 miles

Printed: 30-06-2018 - 09:51



Legends of Brands Hatch Superprix - 30 Jun - 1 Jul 2018

HGPCA Pre '61 supported by Supagard and Dunlop Tyres

Qualifying for Race 3 - Best Sector Speeds

	NO	SECTOR 1	MPH	NO	SECTOR 2	MPH	NO	SECTOR 3	MPH
1	2	Rod Jolley	94.3	38	Tony Best	82.8	77	Geraint Owen	124.5
2	77	Geraint Owen	92.1	21	Ian Nuthall	82.1	2	Rod Jolley	123.3
3	38	Tony Best	90.5	248	Klaus Lehr	80.3	22	Steve Hart	121.5
4	21	Ian Nuthall	88.9	20	David Wenman	80.1	248	Klaus Lehr	121.5
5	248	Klaus Lehr	86.7	34	John Bussey	78.4	38	Tony Best	114.7
6	20	David Wenman	86.1	2	Rod Jolley	77.9	18	Tom Dark	113.2
7	34	John Bussey	85.3	18	Tom Dark	77.6	7	Charles McCabe	112.6
8	22	Steve Hart	85.2	77	Geraint Owen	73.4	21	Ian Nuthall	109.8
9	7	Charles McCabe	83.7	36	Erik Staes	71.8	34	John Bussey	108.9
10	18	Tom Dark	83.3	33	Chris Phillips	71.6	33	Chris Phillips	108.6
11	33	Chris Phillips	83.0	7	Charles McCabe	71.3	20	David Wenman	103.7
12	36	Erik Staes	81.5	22	Steve Hart	71.0	36	Erik Staes	102.0
13	11	John Gillett	77.0	32	Guy Plante	69.0	32	Guy Plante	93.8
14	32	Guy Plante	76.3	11	John Gillett	61.9	11	John Gillett	93.4
15	19	Paul Grant	0.0	19	Paul Grant	0.0	19	Paul Grant	0.0
16	43	Robi Bernberg	0.0	43	Robi Bernberg	0.0	43	Robi Bernberg	0.0



Session Start: 09:21:36 - Finish: 09:46:49
Weather/Track Conditions: Sunny / Dry
Circuit: Brands Hatch Grand Prix Circuit
Track Length: 3.916 Km - 2.4330 miles

Printed: 30-06-2018 - 09:51



Legends of Brands Hatch Superprix - 30 Jun - 1 Jul 2018

HGPCA Pre '61 supported by Supagard and Dunlop Tyres Race 3 - Starting Grid

Sheet No:

Start Time : 14:30 - Heat Duration : 20 Minutes

8	15	32 Guy Plante	16	11 John Gillett
7	13	7 Charles McCabe	14	36 Erik St aes
6	11	33 Chris Phillips	12	18 Tom Dark
5	9	20 David Wenman	10	34 John Bussey
4	7	19 Paul Grant	8	22 Steve Hart
3	5	38 Tony Best	6	248 Klaus Lehr
2	3	21 Ian Nuthall	4	43 Robi Bernberg
1	1	2 Rod Jolley	2	77 Geraint Owen
ROW	<div style="display: flex; justify-content: center; align-items: center;"> <div style="margin-right: 10px;">Pole Right</div> </div>			

*Circuit: Brands Hatch Grand Prix Circuit
Track Length: 3.916 Km - 2.4330 miles*

These results are provisional until the conclusion of any judicial and technical matters.

Clerk of the Course:

Timekeeper:

Issued at:

Nick Palmer



Printed : 30-06-2018 - 09:50

Legends of Brands Hatch Superprix - 30 Jun - 1 Jul 2018

HGPCA Pre '61 supported by Supagard and Dunlop Tyres

Race 3 - Sector Analysis

2 Rod Jolley (8)								Lister Jaguar							
Lap	Sect-1	Speed	Sect-2	Speed	Sect-3	Speed	Laptime Pit	Lap	Sect-1	Speed	Sect-2	Speed	Sect-3	Speed	Laptime Pit
1		91.7	49.907	71.0	25.576	124.2	1:56.472	7	34.851	93.8	48.672	76.4	26.042	122.0	1:49.565
2	34.927	90.0	49.655	73.0	26.041	122.4	1:50.389	8	34.834	90.0	49.133	76.7	26.213	121.5	1:50.180
3	34.927	92.0	48.914	75.9	25.819	122.6	1:49.660	9	35.322	86.3	49.231	71.6	25.898	121.8	1:50.451
4	34.742	90.6	49.185	74.2	26.083	122.6	1:50.010	10	34.881	90.0	48.526	73.0	25.695	122.4	1:49.102
5	34.658	87.2	49.047	76.0	25.987	123.1	1:49.692	11	35.296	92.9	48.838	76.2	25.740	120.9	1:49.874
6	34.696	92.6	48.834	76.1	25.989	121.5	1:49.519	12							

7 Charles McCabe (7A)								BRM P25							
Lap	Sect-1	Speed	Sect-2	Speed	Sect-3	Speed	Laptime Pit	Lap	Sect-1	Speed	Sect-2	Speed	Sect-3	Speed	Laptime Pit
1		78.4	55.125	61.7	29.022	100.0	2:15.028	7	37.436	89.8	51.890	70.3	27.139	109.7	1:56.465
2	37.473	81.0	52.993	70.3	27.947	100.5	1:58.413	8	36.638	92.1	51.396	75.0	27.061	112.4	1:55.095
3	37.623	85.1	53.322	70.8	28.032	104.9	1:58.977	9	36.011	88.6	51.674	74.4	26.801	108.1	1:54.486
4	37.100	90.5	52.482	72.2	27.651	106.5	1:57.233	10	36.230	92.2	50.845	75.9	26.801	112.4	1:53.876
5	36.383	90.6	51.475	72.8	27.198	109.3	1:55.056	11	35.796	89.4	50.664	72.9	27.016	102.5	1:53.476
6	36.818	86.7	51.458	76.2	27.101	106.7	1:55.377	12							

11 John Gillett (1)								MG K3							
Lap	Sect-1	Speed	Sect-2	Speed	Sect-3	Speed	Laptime Pit	Lap	Sect-1	Speed	Sect-2	Speed	Sect-3	Speed	Laptime Pit
1		75.4	1:04.237	58.2	33.592	86.4	2:29.139	6	43.487	68.6	1:06.300	54.9	33.460	85.9	2:23.247
2	42.920	68.5	1:06.572	60.8	34.697	77.2	2:24.189	7	42.166	71.2	1:06.616	55.6	33.954	82.4	2:22.736
3	43.197	71.8	1:06.705	58.9	34.128	81.8	2:24.030	8	43.204	70.9	1:05.960	56.9	34.297	81.7	2:23.461
4	42.507	73.7	1:04.368	55.4	34.056	83.5	2:20.931	9	42.828	76.5	1:05.805	54.9	34.166	82.0	2:22.799
5	42.963	76.4	1:03.850	57.8	33.597	86.8	2:20.410	10							

18 Tom Dark (2)								Bugatti T59/50A							
Lap	Sect-1	Speed	Sect-2	Speed	Sect-3	Speed	Laptime Pit	Lap	Sect-1	Speed	Sect-2	Speed	Sect-3	Speed	Laptime Pit
1		72.9	53.322	74.1	27.855	104.9	2:08.287	7	37.102	80.9	53.090	71.0	27.015	108.9	1:57.207
2	37.048	81.0	51.931	75.1	26.878	112.0	1:55.857	8	38.251	76.1	52.648	72.8	27.256	109.7	1:58.155
3	35.900	80.7	51.438	76.8	26.787	111.8	1:54.125	9	36.610	77.6	52.963	72.3	27.600	106.7	1:57.173
4	36.226	82.4	52.682	75.3	27.293	112.4	1:56.201	10	36.778	82.6	53.490	71.7	26.903	110.0	1:57.171
5	35.706	84.3	51.958	76.7	27.046	113.9	1:54.710	11	37.182	76.5	53.958	72.6	27.748	99.3	1:58.888
6	36.070	83.1	51.487	74.5	27.815	104.5	1:55.372	12							

19 Paul Grant (5)								Cooper Bristol Mk 2							
Lap	Sect-1	Speed	Sect-2	Speed	Sect-3	Speed	Laptime Pit	Lap	Sect-1	Speed	Sect-2	Speed	Sect-3	Speed	Laptime Pit
1		80.2	52.212	67.6	26.899	103.9	2:02.880	7	35.258	86.2	50.518	71.8	27.027	106.2	1:52.803
2	35.698	85.8	52.702	70.3	27.064	104.2	1:55.464	8	35.340	86.4	50.890	74.1	26.701	106.2	1:52.931
3	35.696	83.0	51.259	67.4	27.229	104.5	1:54.184	9	34.772	85.1	49.666	75.2	26.405	109.1	1:50.843
4	35.288	85.1	51.168	70.9	27.499	105.2	1:53.955	10	35.209	86.1	50.624	74.6	27.086	105.2	1:52.919
5	35.291	85.9	50.945	72.3	27.414	107.9	1:53.650	11	35.039	86.5	50.045	76.3	26.644	94.8	1:51.728
6	35.604	85.6	50.654	69.2	26.857	105.2	1:53.115	12							

20 David Wenman (5)								Connaught A4							
Lap	Sect-1	Speed	Sect-2	Speed	Sect-3	Speed	Laptime Pit	Lap	Sect-1	Speed	Sect-2	Speed	Sect-3	Speed	Laptime Pit
1		80.0	52.850	68.2	28.517	102.5	2:09.433	7	35.253	85.1	49.936	78.3	27.063	104.5	1:52.252
2	36.386	81.1	51.934	72.4	27.571	103.4	1:55.891	8	35.724	82.7	51.476	72.2	27.484	103.4	1:54.684
3	35.439	84.7	51.071	72.6	27.811	103.1	1:54.321	9	34.915	85.1	49.770	76.9	27.205	103.3	1:51.890
4	35.475	85.3	50.727	79.5	27.241	103.4	1:53.443	10	35.357	86.3	50.912	77.9	27.270	104.2	1:53.539
5	35.068	86.2	51.687	73.8	26.981	105.0	1:53.736	11	37.261	80.5	50.809	75.6	27.438	98.1	1:55.508
6	35.202	84.2	52.139	75.7	27.022	105.0	1:54.363	12							

21 Ian Nuthall (5)								Alta F2							
Lap	Sect-1	Speed	Sect-2	Speed	Sect-3	Speed	Laptime Pit	Lap	Sect-1	Speed	Sect-2	Speed	Sect-3	Speed	Laptime Pit
1		83.4	52.174	74.2	26.833	108.2	2:02.403	7	35.067	90.5	50.799	74.6	26.960	105.9	1:52.826
2	35.529	88.0	51.542	74.2	27.326	106.5	1:54.397	8	35.133	90.7	50.794	76.4	26.515	106.4	1:52.442
3	36.586	85.6	51.641	69.9	27.097	106.2	1:55.324	9	34.887	89.5	50.147	76.2	26.560	106.9	1:51.594
4	35.405	85.8	51.149	72.1	27.215	106.0	1:53.769	10	35.072	89.4	51.128	72.7	26.837	107.2	1:53.037
5	35.157	86.7	51.030	73.0	27.185	107.6	1:53.372	11	34.897	90.3	49.736	77.3	26.673	104.2	1:51.306
6	35.392	84.7	51.394	77.6	26.761	106.7	1:53.547	12							



Session Start: 14:37:57 - Finish: 14:58:05

Weather/Track Conditions: Sunny / Dry

Circuit: Brands Hatch Grand Prix Circuit

Track Length: 3.916 Km - 2.4330 miles

Printed: 30-06-2018 - 15:00

Legends of Brands Hatch Superprix - 30 Jun - 1 Jul 2018

HGPCA Pre '61 supported by Supagard and Dunlop Tyres

Race 3 - Sector Analysis

22 Steve Hart (6)								Maserati 250F CM7							
lap	Sect-1	Speed	Sect-2	Speed	Sect-3	Speed	Laptime Pit	lap	Sect-1	Speed	Sect-2	Speed	Sect-3	Speed	Laptime Pit
1		81.0	49.971	71.3	25.921	121.1	2:00.252	4	35.798	81.3	49.476	70.6	26.022	119.6	1:51.296
2	35.683	83.6	50.233	71.0	26.061	119.0	1:51.977	5	35.232	83.3	49.992	71.0	26.110	118.7	1:51.334
3	35.471	78.4	49.154	70.4	26.122	115.7	1:50.747	6	35.336	86.0	49.155	73.1	25.961	116.5	1:50.452

32 Guy Plante (5)								Cooper Bristol Mk2							
lap	Sect-1	Speed	Sect-2	Speed	Sect-3	Speed	Laptime Pit	lap	Sect-1	Speed	Sect-2	Speed	Sect-3	Speed	Laptime Pit
1		73.5	57.100	62.1	30.255	88.4	2:15.312	6	38.938	77.7	58.354	65.9	30.708	91.4	2:08.000
2	39.583	75.9	56.597	65.4	30.184	88.7	2:06.364	7	38.379	80.2	58.223	65.6	29.916	89.8	2:06.518
3	38.966	80.5	57.839	64.0	30.628	89.4	2:07.433	8	38.721	77.2	57.930	66.1	29.790	90.4	2:06.441
4	39.240	80.1	58.861	61.7	30.935	87.7	2:09.036	9	39.083	79.4	57.074	63.6	29.752	92.5	2:05.909
5	39.390	75.9	58.555	63.7	30.461	88.9	2:08.406	10	39.138	73.4	57.193	65.0	29.925	90.9	2:06.256

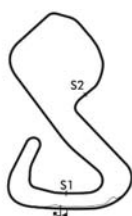
33 Chris Phillips (5)								Cooper Bristol Mk2							
lap	Sect-1	Speed	Sect-2	Speed	Sect-3	Speed	Laptime Pit	lap	Sect-1	Speed	Sect-2	Speed	Sect-3	Speed	Laptime Pit
1		75.5	52.767	67.0	27.512	106.2	2:06.573	7	35.615	85.9	51.080	73.5	27.191	106.4	1:53.886
2	36.284	82.8	51.643	68.9	27.277	105.9	1:55.204	8	35.873	84.4	51.445	73.1	27.297	106.4	1:54.615
3	36.486	85.9	51.182	71.7	27.089	106.4	1:54.757	9	35.863	84.1	50.696	73.4	26.994	107.7	1:53.553
4	36.013	83.4	50.869	71.1	27.000	107.2	1:53.882	10	35.327	85.4	52.437	67.6	27.282	107.7	1:55.046
5	35.757	87.4	51.014	72.9	27.059	106.9	1:53.830	11	36.003	83.0	51.552	73.0	27.118	104.7	1:54.673
6	36.792	81.9	51.231	73.1	26.922	106.4	1:54.945	12							

34 John Bussey (7C)								Cooper T43							
lap	Sect-1	Speed	Sect-2	Speed	Sect-3	Speed	Laptime Pit	lap	Sect-1	Speed	Sect-2	Speed	Sect-3	Speed	Laptime Pit
1		72.8	52.466	68.1	28.466	106.9	2:07.789	7	36.029	82.6	51.183	79.1	26.712	108.1	1:53.924
2	36.808	78.4	51.624	75.2	27.213	106.0	1:55.645	8	35.488	84.2	51.375	76.5	26.789	102.2	1:53.652
3	35.966	86.2	50.996	73.7	27.136	106.9	1:54.098	9	35.917	85.0	51.289	80.6	26.671	108.9	1:53.877
4	35.848	82.8	51.007	74.3	26.929	108.4	1:53.784	10	35.276	86.4	51.082	72.9	26.878	107.2	1:53.236
5	36.128	87.1	51.992	78.6	26.776	108.8	1:54.896	11	35.732	81.5	51.640	76.9	27.174	104.4	1:54.546
6	35.590	77.2	52.051	76.4	26.929	106.9	1:54.570	12							

36 Erik Staes (5)								Cooper Bristol Mk1							
lap	Sect-1	Speed	Sect-2	Speed	Sect-3	Speed	Laptime Pit	lap	Sect-1	Speed	Sect-2	Speed	Sect-3	Speed	Laptime Pit
1		75.5	56.612	60.8	29.899	99.6	2:15.345	6	37.466	80.6	53.479	71.8	28.508	103.6	1:59.453
2	38.732	79.1	54.651	66.9	29.122	101.2	2:02.505	7	37.492	83.0	54.308	68.3	29.894	101.4	2:01.694
3	37.831	81.0	54.464	71.0	28.978	101.6	2:01.273	8	38.752	81.8	54.024	74.2	28.331	104.1	2:01.107
4	37.650	82.2	53.816	70.6	28.726	102.5	2:00.192	9	37.487	84.1	53.612	63.8	28.397	105.4	1:59.496
5	37.396	81.9	53.719	73.2	28.469	103.6	1:59.584	10	37.747	78.9	54.032	70.8	28.634	103.6	2:00.413

38 Tony Best (7A)								Ferrari Dino BR01							
lap	Sect-1	Speed	Sect-2	Speed	Sect-3	Speed	Laptime Pit	lap	Sect-1	Speed	Sect-2	Speed	Sect-3	Speed	Laptime Pit
1		83.9	50.470	77.6	26.384	111.7	1:59.661	7	34.766	82.8	50.376	77.9	26.357	110.6	1:51.499
2	34.790	92.5	51.160	79.3	26.478	112.6	1:52.428	8	34.302	93.9	49.254	77.3	25.991	112.4	1:49.547
3	36.019	85.9	51.340	79.2	26.587	110.2	1:53.946	9	34.433	93.8	49.660	77.5	26.273	111.3	1:50.366
4	35.143	86.1	49.963	78.9	26.461	110.9	1:51.567	10	34.682	88.6	50.372	77.0	26.564	110.2	1:51.618
5	34.589	88.0	51.264	75.4	26.844	108.4	1:52.697	11	34.804	89.5	50.194	75.7	26.547	107.2	1:51.545
6	34.814	92.9	49.798	79.3	26.390	110.7	1:51.002	12							

43 Robi Bernberg (7C)								Cooper T43							
lap	Sect-1	Speed	Sect-2	Speed	Sect-3	Speed	Laptime Pit	lap	Sect-1	Speed	Sect-2	Speed	Sect-3	Speed	Laptime Pit
1		78.5	51.730	68.9	27.195	102.5	2:03.728	4	35.233	85.3	51.020	66.8	27.504	108.8	1:53.757
2	36.047	82.7	51.867	72.3	27.445	107.0	1:55.359	5	35.073	90.4	50.457	71.0	27.147	109.7	1:52.677
3	35.940	85.7	50.431	71.4	27.573	110.0	1:53.944	6	35.523	83.9	50.395	72.0	26.733	107.2	1:52.651



Legends of Brands Hatch Superprix - 30 Jun - 1 Jul 2018

HGPCA Pre '61 supported by Supagard and Dunlop Tyres

Race 3 - Sector Analysis

77 Geraint Owen (8)								Kurtis 500C							
Lap	Sect-1	Speed	Sect-2	Speed	Sect-3	Speed	Laptime Pit	Lap	Sect-1	Speed	Sect-2	Speed	Sect-3	Speed	Laptime Pit
1		87.8	48.714	65.9	25.831	120.4	1:56.117	7	34.740	87.3	48.541	69.5	26.310	120.7	1:49.591
2	34.397	91.1	48.698	65.3	26.093	120.2	1:49.188	8	34.735	88.1	48.838	69.1	25.817	122.2	1:49.390
3	34.277	89.2	49.479	62.9	26.049	120.9	1:49.805	9	34.436	86.8	49.522	69.4	25.946	120.2	1:49.904
4	34.546	90.4	48.381	68.1	25.961	120.9	1:48.888	10	34.729	88.5	48.322	67.3	25.921	120.0	1:48.972
5	34.627	91.6	48.921	65.7	25.760	122.4	1:49.308	11	35.094	85.9	48.723	66.6	26.300	115.9	1:50.117
6	33.876	88.1	47.804	68.8	25.948	120.2	1:47.628	12							

248 Klaus Lehr (6)								Maserati 250F CM5							
Lap	Sect-1	Speed	Sect-2	Speed	Sect-3	Speed	Laptime Pit	Lap	Sect-1	Speed	Sect-2	Speed	Sect-3	Speed	Laptime Pit
1		79.3	51.748	69.6	26.317	115.5	2:03.531	7	34.762	88.4	50.611	79.5	25.584	120.2	1:50.957
2	35.674	83.2	51.553	76.7	25.924	114.3	1:53.151	8	35.239	84.6	51.431	74.7	26.318	119.0	1:52.988
3	35.945	85.7	50.709	78.9	26.255	113.9	1:52.909	9	34.953	87.8	49.991	74.7	25.591	119.2	1:50.535
4	35.043	88.0	50.932	79.3	26.187	117.5	1:52.162	10	34.627	87.3	50.325	78.4	26.175	118.7	1:51.127
5	35.084	84.4	50.204	78.4	25.692	119.4	1:50.980	11	35.321	84.9	50.634	77.8	26.052	117.3	1:52.007
6	35.176	88.6	49.527	78.3	25.892	119.4	1:50.595	12							



Legends of Brands Hatch Superprix - 30 Jun - 1 Jul 2018

HGPCA Pre '61 supported by Supagard and Dunlop Tyres

Race 3 - Best Sector Times

	SECTOR 1			SECTOR 2			SECTOR 3			IDEAL / BEST LAP COMPARISON					
	NO	TIME	LAP	NO	TIME	LAP	NO	TIME	LAP	NO	NAME	BEST	IN	IDEAL	DIFF
1	77	33.876	6	77	47.804	6	2	25.576	1	77	Geraint Owen	1:47.628	6	1:47.440	+0.188
2	38	34.302	8	2	48.526	10	248	25.584	7	2	Rod Jolley	1:49.102	10	1:48.760	+0.342
3	248	34.627	10	22	49.154	3	77	25.760	5	38	Tony Best	1:49.547	8	1:49.547	+0.000
4	2	34.658	5	38	49.254	8	22	25.921	1	248	Klaus Lehr	1:50.535	9	1:49.738	+0.797
5	19	34.772	9	248	49.527	6	38	25.991	8	19	Paul Grant	1:50.843	9	1:50.843	+0.000
6	21	34.887	9	19	49.666	9	19	26.405	9	21	Ian Nuthall	1:51.306	11	1:51.138	+0.168
7	20	34.915	9	21	49.736	11	21	26.515	8	20	David Wenman	1:51.890	9	1:51.666	+0.224
8	43	35.065	7	20	49.770	9	34	26.671	9	34	John Bussey	1:53.236	10	1:52.943	+0.293
9	22	35.232	5	43	50.395	6	43	26.733	6	7	Charles McCabe	1:53.476	11	1:53.261	+0.215
10	34	35.276	10	7	50.664	11	18	26.787	3	33	Chris Phillips	1:53.553	9	1:52.945	+0.608
11	33	35.327	10	33	50.696	9	7	26.801	9	18	Tom Dark	1:54.125	3	1:53.931	+0.194
12	18	35.706	5	34	50.996	3	33	26.922	6	36	Erik Staes	1:59.453	6	1:59.206	+0.247
13	7	35.796	11	18	51.438	3	20	26.981	5	32	Guy Plante	2:05.909	9	2:04.728	+1.181
14	36	37.396	5	36	53.479	6	36	28.331	8	11	John Gillett	2:20.410	5	2:19.476	+0.934
15	32	38.379	7	32	56.597	2	32	29.752	9	22	Steve Hart	1:50.452	6	1:50.307	+0.145
16	11	42.166	7	11	1:03.850	5	11	33.460	6	43	Robi Bernberg	1:52.651	6	1:52.193	+0.458



Session Start: 14:37:57 - Finish: 14:58:05
Weather/Track Conditions: Sunny / Dry
Circuit: Brands Hatch Grand Prix Circuit
Track Length: 3.916 Km - 2.4330 miles

Printed: 30-06-2018 - 15:01



Legends of Brands Hatch Superprix - 30 Jun - 1 Jul 2018

HGPCA Pre '61 supported by Supagard and Dunlop Tyres

Race 3 - Best Sector Speeds

	NO	SECTOR 1	MPH	NO	SECTOR 2	MPH	NO	SECTOR 3	MPH
1	38	Tony Best	93.9	34	John Bussey	80.6	2	Rod Jolley	124.2
2	2	Rod Jolley	93.8	20	David Wenman	79.5	77	Geraint Owen	122.4
3	7	Charles McCabe	92.2	248	Klaus Lehr	79.5	22	Steve Hart	121.1
4	77	Geraint Owen	91.6	38	Tony Best	79.3	248	Klaus Lehr	120.2
5	21	Ian Nuthall	90.7	21	Ian Nuthall	77.6	18	Tom Dark	113.9
6	43	Robi Bernberg	90.4	18	Tom Dark	76.8	38	Tony Best	112.6
7	248	Klaus Lehr	88.6	2	Rod Jolley	76.7	7	Charles McCabe	112.4
8	33	Chris Phillips	87.4	19	Paul Grant	76.3	43	Robi Bernberg	110.0
9	34	John Bussey	87.1	7	Charles McCabe	76.2	19	Paul Grant	109.1
10	19	Paul Grant	86.5	36	Erik Staes	74.2	34	John Bussey	108.9
11	20	David Wenman	86.3	33	Chris Phillips	73.5	21	Ian Nuthall	108.2
12	22	Steve Hart	86.0	22	Steve Hart	73.1	33	Chris Phillips	107.7
13	18	Tom Dark	84.3	43	Robi Bernberg	73.0	36	Erik Staes	105.4
14	36	Erik Staes	84.1	77	Geraint Owen	69.5	20	David Wenman	105.0
15	32	Guy Plante	80.5	32	Guy Plante	66.1	32	Guy Plante	92.5
16	11	John Gillett	76.5	11	John Gillett	60.8	11	John Gillett	86.8



Session Start: 14:37:57 - Finish: 14:58:05
Weather/Track Conditions: Sunny / Dry
Circuit: Brands Hatch Grand Prix Circuit
Track Length: 3.916 Km - 2.4330 miles

Printed: 30-06-2018 - 15:01



Legends of Brands Hatch Superprix - 30 Jun - 1 Jul 2018

HGPCA Pre '61 supported by Supagard and Dunlop Tyres

Race 3 - Lap Chart

Lap 1			Lap 2			Lap 3			Lap 4			Lap 5			Lap 6		
NO	Behind	Laptime	NO	Behind	Laptime	NO	Behind	Laptime	NO	Behind	Laptime	NO	Behind	Laptime	NO	Behind	Laptime
77		1:56.117	77		1:49.188	77		1:49.805	77		1:48.888	77		1:49.308	77		1:47.628
2	0.355	1:56.472	2	1.556	1:50.389	2	1.411	1:49.660	2	2.533	1:50.010	2	2.917	1:49.692	2	4.808	1:49.519
38	3.544	1:59.661	38	6.784	1:52.428	22	7.866	1:50.747	22	10.274	1:51.296	22	12.300	1:51.334	22	15.124	1:50.452
22	4.135	2:00.252	22	6.924	1:51.977	38	10.925	1:53.946	38	13.604	1:51.567	38	16.993	1:52.697	38	20.367	1:51.002
21	6.286	2:02.403	248	11.377	1:53.151	248	14.481	1:52.909	248	17.755	1:52.162	248	19.427	1:50.980	248	22.394	1:50.595
19	6.763	2:02.880	21	11.495	1:54.397	21	17.014	1:55.324	21	21.895	1:53.769	11	1 LAP	2:20.931	43	31.182	1:52.651
248	7.414	2:03.531	19	13.039	1:55.464	19	17.418	1:54.184	19	22.485	1:53.955	21	25.959	1:53.372	21	31.878	1:53.547
43	7.611	2:03.728	43	13.782	1:55.359	43	17.921	1:53.944	43	22.790	1:53.757	43	26.159	1:52.677	19	32.314	1:53.115
33	10.456	2:06.573	33	16.472	1:55.204	33	21.424	1:54.757	33	26.418	1:53.882	19	26.827	1:53.650	33	38.257	1:54.945
34	11.672	2:07.789	34	18.129	1:55.645	34	22.422	1:54.098	34	27.318	1:53.784	33	30.940	1:53.830	34	39.848	1:54.570
18	12.170	2:08.287	18	18.839	1:55.857	18	23.159	1:54.125	20	29.090	1:53.443	34	32.906	1:54.896	20	40.253	1:54.363
20	13.316	2:09.433	20	20.019	1:55.891	20	24.535	1:54.321	18	30.472	1:56.201	20	33.518	1:53.736	18	43.618	1:55.372
7	18.911	2:15.028	7	28.136	1:58.413	7	37.308	1:58.977	7	45.653	1:57.233	18	35.874	1:54.710	11	1 LAP	2:20.410
32	19.195	2:15.312	36	32.545	2:02.505	36	44.013	2:01.273	36	55.317	2:00.192	7	51.401	1:55.056	7	59.150	1:55.377
36	19.228	2:15.345	32	36.371	2:06.364	32	53.999	2:07.433	32	1:14.147	2:09.036	36	1:05.593	1:59.584	36	1:17.418	1:59.453
11	33.022	2:29.139	11	1:08.023	2:24.189	11	1:42.248	2:24.030				32	1:33.245	2:08.406			

Session Start: 14:37:57 - Finish: 14:58:05
Weather/Track Conditions: Sunny / Dry
Circuit: Brands Hatch Grand Prix Circuit
Track Length: 3.916 Km - 2.4330 miles
Printed: 30-06-2018 - 15:09

Legends of Brands Hatch Superprix - 30 Jun - 1 Jul 2018

HGPCA Pre '61 supported by Supagard and Dunlop Tyres

Race 3 - Lap Chart

Lap 7			Lap 8			Lap 9			Lap 10			Lap 11		
NO	Behind	Laptime	NO	Behind	Laptime	NO	Behind	Laptime	NO	Behind	Laptime	NO	Behind	Laptime
77		1:49.591	77		1:49.390	77		1:49.904	77		1:48.972	77		1:50.117
32	1 LAP	2:08.000	2	5.572	1:50.180	2	6.119	1:50.451	36	1 LAP	1:59.496	2	6.006	1:49.874
2	4.782	1:49.565	32	1 LAP	2:06.518	11	2 LAPS	2:22.736	2	6.249	1:49.102	36	1 LAP	2:00.413
38	22.275	1:51.499	38	22.432	1:49.547	38	22.894	1:50.366	38	25.540	1:51.618	38	26.968	1:51.545
248	23.760	1:50.957	248	27.358	1:52.988	248	27.989	1:50.535	248	30.144	1:51.127	248	32.034	1:52.007
21	35.113	1:52.826	21	38.165	1:52.442	32	1 LAP	2:06.441	21	43.920	1:53.037	21	45.109	1:51.306
19	35.526	1:52.803	19	39.067	1:52.931	21	39.855	1:51.594	19	43.953	1:52.919	19	45.564	1:51.728
33	42.552	1:53.886	33	47.777	1:54.615	19	40.006	1:50.843	11	2 LAPS	2:23.461	20	1:00.152	1:55.508
20	42.914	1:52.252	20	48.208	1:54.684	20	50.194	1:51.890	32	1 LAP	2:05.909	34	1:01.109	1:54.546
34	44.181	1:53.924	34	48.443	1:53.652	33	51.426	1:53.553	20	54.761	1:53.539	33	1:02.056	1:54.673
18	51.234	1:57.207	18	59.999	1:58.155	34	52.416	1:53.877	34	56.680	1:53.236	32	1 LAP	2:06.256
7	1:06.024	1:56.465	7	1:11.729	1:55.095	18	1:07.268	1:57.173	33	57.500	1:55.046	11	2 LAPS	2:22.799
36	1:29.521	2:01.694	36	1:41.238	2:01.107	7	1:16.311	1:54.486	18	1:15.467	1:57.171	18	1:24.238	1:58.888
11	1 LAP	2:23.247							7	1:21.215	1:53.876	7	1:24.574	1:53.476

Session Start: 14:37:57 - Finish: 14:58:05
Weather/Track Conditions: Sunny / Dry
Circuit: Brands Hatch Grand Prix Circuit
Track Length: 3.916 Km - 2.4330 miles
Printed: 30-06-2018 - 15:09

Legends of Brands Hatch Superprix - 30 Jun - 1 Jul 2018

HGPCA Pre '61 supported by Supagard and Dunlop Tyres Race 10 - Starting Grid

Sheet No:

Start Time : 11:55 - Heat Duration : 20 Minutes

8	15	22 Steve Hart	16	43 Robi Bernberg
7	13	32 Guy Plante	14	11 John Gillett
6	11	7 Charles McCabe	12	36 Erik St aes
5	9	33 Chris Phillips	10	18 Tom Dark
4	7	20 David Wenman	8	34 John Bussey
3	5	21 Will Nuthall	6	19 Paul Grant
2	3	38 Tony Best	4	248 Klaus Lehr
1	1	77 Geraint Owen	2	2 Rod Jolley
ROW	<div style="display: flex; justify-content: center; align-items: center;"> <div style="margin-right: 10px;">Pole Right</div> </div>			

*Circuit: Brands Hatch Grand Prix Circuit
Track Length: 3.916 Km - 2.4330 miles*

These results are provisional until the conclusion of any judicial and technical matters.

Clerk of the Course:

Timekeeper:

Issued at:

Nick Palmer



Printed : 30-06-2018 - 15:07

Legends of Brands Hatch Superprix - 30 Jun - 1 Jul 2018

HGPCA Pre '61 supported by Supagard and Dunlop Tyres

Race 10 - Sector Analysis

2 Rod Jolley (8)								Lister Jaguar							
Lap	Sect-1	Speed	Sect-2	Speed	Sect-3	Speed	Laptime Pit	Lap	Sect-1	Speed	Sect-2	Speed	Sect-3	Speed	Laptime Pit
1		86.8	49.237	70.7	26.087	124.2	1:56.475	7	34.674	88.2	48.252	80.2	26.466	122.0	1:49.392
2	34.962	86.2	48.471	75.3	25.418	124.2	1:48.851	8	35.457	90.1	48.621	75.6	25.314	121.1	1:49.392
3	34.315	90.9	48.054	74.0	25.615	123.1	1:47.984	9	34.522	94.0	48.061	79.9	25.322	125.1	1:47.905
4	41.186	66.1	1:10.177	52.2	40.539	53.6	2:31.902	10	34.404	91.2	48.035	75.9	25.485	122.9	1:47.924
5	52.842	52.8	1:13.363	53.0	33.804	113.9	2:40.009	11				75.6	25.534	120.4	1:48.491
6	34.364	92.0	48.645	74.7	25.745	124.2	1:48.754	12							

7 Charles McCabe (7A)								BRM P25							
Lap	Sect-1	Speed	Sect-2	Speed	Sect-3	Speed	Laptime Pit	Lap	Sect-1	Speed	Sect-2	Speed	Sect-3	Speed	Laptime Pit
1		80.2	53.386	75.5	27.791	103.6	2:08.164	7	36.283	91.0	50.797	78.0	26.562	117.3	1:53.642
2	37.095	83.4	52.365	73.4	27.087	109.7	1:56.547	8	36.173	85.6	52.041	78.5	26.062	120.0	1:54.276
3	37.171	84.5	51.421	75.3	30.300	84.9	1:58.892	9	36.104	81.9	51.222	75.8	26.542	112.2	1:53.868
4	40.149	76.5	55.935	68.4	32.080	60.5	2:08.164	10	35.986	82.5	51.613	76.7	26.165	116.3	1:53.764
5	53.553	47.4	1:13.109	55.9	32.534	110.0	2:39.196	11	35.120	87.2	50.166	76.9	26.584	114.1	1:51.870
6	36.622	83.2	52.099	74.2	26.538	114.7	1:55.259	12							

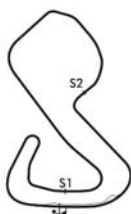
11 John Gillett (1)								MG K3							
Lap	Sect-1	Speed	Sect-2	Speed	Sect-3	Speed	Laptime Pit	Lap	Sect-1	Speed	Sect-2	Speed	Sect-3	Speed	Laptime Pit
1		69.1	1:04.339	62.1	33.440	89.7	2:31.293	6	41.866	71.4	1:04.251	60.2	33.876	90.6	2:19.993
2	41.738	72.7	1:05.016	61.8	33.895	87.8	2:20.649	7	41.956	74.4	1:04.346	62.4	33.098	90.0	2:19.400
3	42.505	68.9	1:08.760	56.7	34.901	82.5	2:26.166	8	42.656	70.6	1:04.409	59.7	33.354	88.7	2:20.419
4	43.952	71.0	1:06.073	59.1	35.275	79.9	2:25.300	9	42.439	66.5	1:03.786	65.6	32.737	89.7	2:18.962
5	43.573	68.1	1:05.393	59.7	33.299	88.7	2:22.265	10	42.138	70.8	1:03.102	61.7	33.324	87.8	2:18.564

18 Tom Dark (2)								Bugatti T59/50A							
Lap	Sect-1	Speed	Sect-2	Speed	Sect-3	Speed	Laptime Pit	Lap	Sect-1	Speed	Sect-2	Speed	Sect-3	Speed	Laptime Pit
1		76.9	53.013	75.7	27.055	108.4	2:05.613	7	36.459	81.0	51.011	77.1	26.623	113.2	1:54.093
2	37.824	77.9	52.596	75.8	26.809	104.1	1:57.229	8	36.201	85.9	51.366	77.8	26.954	113.0	1:54.521
3	37.213	77.8	51.835	76.4	29.796	89.1	1:58.844	9	36.105	84.7	50.878	77.6	26.985	112.4	1:53.968
4	39.947	76.9	54.593	70.6	33.820	59.0	2:08.360	10	35.926	81.9	51.107	75.7	27.294	107.2	1:54.327
5	53.767	48.0	1:13.176	52.3	32.513	104.1	2:39.456	11	36.646	81.0	51.776	74.6	27.075	107.6	1:55.497
6	37.354	76.3	51.668	75.7	26.590	113.3	1:55.612	12							

19 Paul Grant (5)								Cooper Bristol Mk 2							
Lap	Sect-1	Speed	Sect-2	Speed	Sect-3	Speed	Laptime Pit	Lap	Sect-1	Speed	Sect-2	Speed	Sect-3	Speed	Laptime Pit
1		83.9	50.476	76.3	26.918	107.0	2:00.019	7	34.560	87.1	49.457	77.0	26.769	106.5	1:50.786
2	34.934	81.0	50.035	75.7	27.137	103.3	1:52.106	8	35.084	87.2	49.832	76.4	26.839	106.2	1:51.755
3	35.045	84.1	50.352	71.6	27.210	99.9	1:52.607	9	34.430	86.2	49.589	77.6	26.714	106.9	1:50.733
4	35.838	84.5	1:06.749	48.6	39.771	59.8	2:22.358	10	34.458	85.7	49.835	73.9	26.705	103.4	1:50.998
5	53.198	49.9	1:13.681	53.8	33.588	105.2	2:40.467	11	34.396	86.5	49.758	78.9	26.688	104.5	1:50.842
6	34.926	86.8	49.540	77.4	26.683	106.2	1:51.149	12							

20 David Wenman (5)								Connaught A4							
Lap	Sect-1	Speed	Sect-2	Speed	Sect-3	Speed	Laptime Pit	Lap	Sect-1	Speed	Sect-2	Speed	Sect-3	Speed	Laptime Pit
1		79.6	53.413	68.1	28.171	103.4	2:07.087	7	35.308	86.3	50.874	73.4	27.586	103.7	1:53.768
2	36.756	79.3	52.698	71.2	27.241	103.7	1:56.695	8	35.752	81.3	56.077	72.4	27.242	103.4	1:59.071
3	35.938	83.9	52.408	72.5	30.340	95.1	1:58.686	9	35.386	86.2	51.179	73.8	27.375	103.6	1:53.940
4	39.896	81.3	54.625	70.4	33.977	61.8	2:08.498	10	35.835	82.4	50.763	77.8	28.247	98.6	1:54.845
5	53.692	46.3	1:12.988	52.8	32.903	102.3	2:39.583	11	35.694	85.3	50.505	79.3	27.669	86.7	1:53.868
6	35.923	84.4	50.460	76.7	27.344	102.6	1:53.727	12							

21 Will Nuthall (5)								Alta F2							
Lap	Sect-1	Speed	Sect-2	Speed	Sect-3	Speed	Laptime Pit	Lap	Sect-1	Speed	Sect-2	Speed	Sect-3	Speed	Laptime Pit
1		88.6	50.539	79.3	26.271	109.3	1:58.729	7	33.926	89.3	48.290	76.1	26.804	108.4	1:49.020
2	34.470	90.6	48.520	81.4	25.909	107.7	1:48.899	8	34.045	92.0	48.434	85.6	25.803	106.9	1:48.282
3	33.539	87.2	48.250	83.1	25.928	109.1	1:47.717	9	33.428	92.5	48.117	83.2	25.825	108.1	1:47.370
4	41.514	69.3	1:09.697	52.7	40.024	57.4	2:31.235	10	33.714	91.2	48.333	81.1	25.702	111.1	1:47.749
5	53.099	48.2	1:13.701	51.9	33.472	105.9	2:40.272	11	34.585	89.1	48.174	79.6	25.895	107.4	1:48.654
6	33.848	90.4	48.152	80.5	26.092	107.9	1:48.092	12							



Session Start: 11:49:29 - Finish: 12:11:03

Weather/Track Conditions: Sunny / Dry

Circuit: Brands Hatch Grand Prix Circuit

Track Length: 3.916 Km - 2.4330 miles

Printed: 01-07-2018 - 12:14

Legends of Brands Hatch Superprix - 30 Jun - 1 Jul 2018

HGPCA Pre '61 supported by Supagard and Dunlop Tyres

Race 10 - Sector Analysis

32 Guy Plante (5)								Cooper Bristol Mk2							
Lap	Sect-1	Speed	Sect-2	Speed	Sect-3	Speed	Laptime Pit	Lap	Sect-1	Speed	Sect-2	Speed	Sect-3	Speed	Laptime Pit
1		78.1	56.643	64.4	30.213	91.1	2:14.924	7	38.502	74.7	57.265	65.0	29.897	93.1	2:05.664
2	39.053	71.4	59.161	62.9	30.585	88.5	2:08.799	8	38.442	78.1	56.639	64.9	30.220	92.1	2:05.301
3	40.025	76.4	1:00.146	60.8	31.741	88.2	2:11.912	9	38.241	77.6	56.724	64.9	29.797	91.7	2:04.762
4	40.121	75.7	58.520	63.8	30.188	89.3	2:08.829	10	38.563	76.8	58.839	64.2	30.592	91.1	2:07.994
5	39.444	75.5	57.604	61.9	32.050	94.3	2:09.098	11	38.560	79.5	56.245	63.1	29.976	86.4	2:04.781
6	37.927	80.2	56.786	62.8	30.630	90.6	2:05.343	12							

33 Chris Phillips (5)								Cooper Bristol Mk2							
Lap	Sect-1	Speed	Sect-2	Speed	Sect-3	Speed	Laptime Pit	Lap	Sect-1	Speed	Sect-2	Speed	Sect-3	Speed	Laptime Pit
1		77.8	52.446	68.3	27.562	105.2	2:04.884	7	35.644	86.0	50.937	70.9	27.413	107.2	1:53.994
2	37.345	79.9	53.110	66.1	27.286	106.0	1:57.741	8	35.811	86.3	51.688	72.2	27.130	107.6	1:54.629
3	36.121	82.4	51.303	70.3	30.343	93.0	1:57.767	9	35.342	84.3	51.223	72.8	27.132	106.7	1:53.697
4	38.784	80.6	53.454	62.1	36.641	59.7	2:08.879	10	35.481	85.2	51.197	70.2	27.074	106.5	1:53.752
5	53.960	48.6	1:13.233	52.2	32.520	104.7	2:39.713	11	35.812	85.0	52.141	71.2	27.410	104.2	1:55.363
6	36.273	81.4	51.210	70.1	27.157	106.7	1:54.640	12							

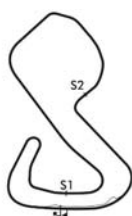
34 John Bussey (7C)								Cooper T43							
Lap	Sect-1	Speed	Sect-2	Speed	Sect-3	Speed	Laptime Pit	Lap	Sect-1	Speed	Sect-2	Speed	Sect-3	Speed	Laptime Pit
1		75.7	52.417	68.3	27.490	108.2	2:05.128	7	35.261	89.8	50.731	74.1	27.563	105.9	1:53.555
2	37.297	81.4	52.117	70.0	27.234	107.0	1:56.648	8	35.555	86.1	51.142	77.8	27.137	106.9	1:53.834
3	36.382	84.4	51.446	72.4	30.190	80.0	1:58.018	9	35.209	86.4	50.964	76.8	27.237	106.4	1:53.410
4	38.290	83.0	53.554	62.9	36.915	58.4	2:08.759	10	35.249	81.0	51.795	75.3	27.420	105.2	1:54.464
5	53.580	51.6	1:13.576	51.9	33.060	102.2	2:40.216	11	36.278	85.6	51.410	76.5	27.345	106.2	1:55.033
6	36.127	82.8	51.087	77.7	27.443	106.5	1:54.657	12							

36 Erik Staes (5)								Cooper Bristol Mk1							
Lap	Sect-1	Speed	Sect-2	Speed	Sect-3	Speed	Laptime Pit	Lap	Sect-1	Speed	Sect-2	Speed	Sect-3	Speed	Laptime Pit
1		80.2	54.704	70.3	28.268	105.7	2:09.667	7	36.258	80.1	52.815	72.0	28.607	103.1	1:57.680
2	37.030	78.8	53.182	72.1	27.925	105.7	1:58.137	8	37.515	79.7	53.727	69.2	28.237	106.4	1:59.479
3	36.516	81.0	52.857	73.8	28.842	101.4	1:58.215	9	37.438	84.1	53.395	70.6	28.250	105.2	1:59.083
4	39.027	79.6	55.875	68.6	31.319	61.5	2:06.221	10	37.521	81.3	53.011	72.1	28.079	104.1	1:58.611
5	53.610	47.5	1:13.395	55.5	33.106	103.6	2:40.111	11	37.260	82.7	52.730	73.8	28.121	103.7	1:58.111
6	36.804	82.9	51.729	74.5	27.688	106.0	1:56.221	12							

38 Tony Best (7A)								Ferrari Dino BR01							
Lap	Sect-1	Speed	Sect-2	Speed	Sect-3	Speed	Laptime Pit	Lap	Sect-1	Speed	Sect-2	Speed	Sect-3	Speed	Laptime Pit
1		86.8	50.396	78.6	26.271	113.7	1:58.161	7	34.071	87.2	48.917	79.6	26.161	109.8	1:49.149
2	34.074	90.5	48.574	81.8	25.315	117.5	1:47.963	8	34.386	89.4	49.489	79.0	25.976	112.8	1:49.851
3	33.923	84.3	48.515	81.6	25.623	118.7	1:48.061	9	34.502	83.3	50.215	74.1	26.203	110.4	1:50.920
4	41.618	66.7	1:09.941	51.7	40.222	53.8	2:31.781	10	34.998	85.3	50.719	77.7	26.977	107.0	1:52.694
5	53.079	49.3	1:13.832	51.8	33.691	110.4	2:40.602	11	35.318	85.2	50.075	77.9	26.403	104.1	1:51.796
6	34.542	89.1	48.851	80.9	26.186	109.8	1:49.579	12							

43 Robi Bernberg (7C)								Cooper T43							
Lap	Sect-1	Speed	Sect-2	Speed	Sect-3	Speed	Laptime Pit	Lap	Sect-1	Speed	Sect-2	Speed	Sect-3	Speed	Laptime Pit
1		75.9	52.003	68.3	27.213	109.8	2:06.487	5	53.625	51.7	1:13.563	53.5	32.830	108.2	2:40.018
2	36.437	84.9	51.999	69.5	27.106	109.1	1:55.542	6	35.144	88.2	49.965	78.3	26.900	107.7	1:52.009
3	35.188	85.2	51.197	72.3	28.586	95.2	1:54.971	7	35.025	89.3	54.082	70.2	27.933	105.4	1:57.040
4	38.329	78.8	55.001	63.3	37.434	59.4	2:10.764	8	35.334	88.0	51.888	74.8	27.233	107.9	1:54.455

77 Geraint Owen (8)								Kurtis 500C							
Lap	Sect-1	Speed	Sect-2	Speed	Sect-3	Speed	Laptime Pit	Lap	Sect-1	Speed	Sect-2	Speed	Sect-3	Speed	Laptime Pit
1		86.3	49.120	69.6	26.084	121.5	1:55.432	7	33.674	89.4	48.003	72.2	25.689	124.0	1:47.366
2	34.328	86.9	48.513	68.1	25.621	123.1	1:48.462	8	34.143	93.0	48.996	71.0	25.691	122.6	1:48.830
3	34.670	87.3	48.459	71.1	25.523	123.5	1:48.652	9	34.342	91.7	48.589	73.5	25.576	123.1	1:48.507
4	39.532	74.6	1:11.810	51.6	40.383	57.7	2:31.725	10	34.642	91.4	48.693	71.0	25.640	122.2	1:48.975
5	52.653	57.1	1:13.728	49.4	34.079	115.7	2:40.460	11	34.772	92.6	48.117	73.2	25.375	124.2	1:48.264
6	33.973	91.6	48.512	72.9	25.741	124.9	1:48.226	12							



Session Start: 11:49:29 - Finish: 12:11:03

Weather/Track Conditions: Sunny / Dry

Circuit: Brands Hatch Grand Prix Circuit

Track Length: 3.916 Km - 2.4330 miles

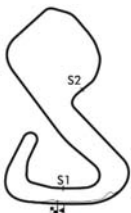
Printed: 01-07-2018 - 12:14

Legends of Brands Hatch Superprix - 30 Jun - 1 Jul 2018

HGPCA Pre '61 supported by Supagard and Dunlop Tyres

Race 10 - Sector Analysis

248 Klaus Lehr (6)								Maserati 250F CM5							
Lap	Sect-1	Speed	Sect-2	Speed	Sect-3	Speed	Laptime Pit	Lap	Sect-1	Speed	Sect-2	Speed	Sect-3	Speed	Laptime Pit
1		85.8	52.685	70.5	27.739	105.2	2:04.663	2	36.440	84.1	53.081	73.8	26.637	113.2	1:56.158

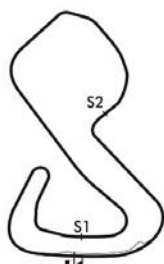


Legends of Brands Hatch Superprix - 30 Jun - 1 Jul 2018

HGPCA Pre '61 supported by Supagard and Dunlop Tyres

Race 10 - Best Sector Times

	SECTOR 1			SECTOR 2			SECTOR 3			IDEAL / BEST LAP COMPARISON					
	NO	TIME	LAP	NO	TIME	LAP	NO	TIME	LAP	NO	NAME	BEST	IN	IDEAL	DIFF
1	21	33.428	9	77	48.003	7	2	25.314	8	77	Geraint Owen	1:47.366	7	1:47.052	+0.314
2	77	33.674	7	2	48.035	10	38	25.315	2	21	Will Nuthall	1:47.370	9	1:47.247	+0.123
3	38	33.923	3	21	48.117	9	77	25.375	11	2	Rod Jolley	1:47.905	9	1:47.664	+0.241
4	2	34.315	3	38	48.515	3	21	25.702	10	38	Tony Best	1:47.963	2	1:47.753	+0.210
5	19	34.396	11	19	49.457	7	7	26.062	8	19	Paul Grant	1:50.733	9	1:50.536	+0.197
6	43	35.025	7	43	49.965	6	18	26.590	6	7	Charles McCabe	1:51.870	11	1:51.348	+0.522
7	7	35.120	11	7	50.166	11	248	26.637	2	34	John Bussey	1:53.410	9	1:53.077	+0.333
8	34	35.209	9	20	50.460	6	19	26.683	6	33	Chris Phillips	1:53.697	9	1:53.353	+0.344
9	20	35.308	7	34	50.731	7	43	26.900	6	20	David Wenman	1:53.727	6	1:53.009	+0.718
10	33	35.342	9	18	50.878	9	33	27.074	10	18	Tom Dark	1:53.968	9	1:53.394	+0.574
11	18	35.926	10	33	50.937	7	34	27.137	8	36	Erik Staes	1:56.221	6	1:55.675	+0.546
12	36	36.258	7	36	51.729	6	20	27.241	2	32	Guy Plante	2:04.762	9	2:03.969	+0.793
13	248	36.440	2	248	52.685	1	36	27.688	6	11	John Gillett	2:18.564	10	2:17.577	+0.987
14	32	37.927	6	32	56.245	11	32	29.797	9	43	Robi Bernberg	1:52.009	6	1:51.890	+0.119
15	11	41.738	2	11	1:03.102	10	11	32.737	9	248	Klaus Lehr	1:56.158	2	1:55.762	+0.396



Session Start: 11:49:29 - Finish: 12:11:03
Weather/Track Conditions: Sunny / Dry
Circuit: Brands Hatch Grand Prix Circuit
Track Length: 3.916 Km - 2.4330 miles

Printed: 01-07-2018 - 12:15



Legends of Brands Hatch Superprix - 30 Jun - 1 Jul 2018

HGPCA Pre '61 supported by Supagard and Dunlop Tyres

Race 10 - Best Sector Speeds

	NO	SECTOR 1	MPH	NO	SECTOR 2	MPH	NO	SECTOR 3	MPH
1	2	Rod Jolley	94.0	21	Will Nuthall	85.6	2	Rod Jolley	125.1
2	77	Geraint Owen	93.0	38	Tony Best	81.8	77	Geraint Owen	124.9
3	21	Will Nuthall	92.5	2	Rod Jolley	80.2	7	Charles McCabe	120.0
4	7	Charles McCabe	91.0	20	David Wenman	79.3	38	Tony Best	118.7
5	38	Tony Best	90.5	19	Paul Grant	78.9	18	Tom Dark	113.3
6	34	John Bussey	89.8	7	Charles McCabe	78.5	248	Klaus Lehr	113.2
7	43	Robi Bernberg	89.3	43	Robi Bernberg	78.3	21	Will Nuthall	111.1
8	19	Paul Grant	87.2	18	Tom Dark	77.8	43	Robi Bernberg	109.8
9	20	David Wenman	86.3	34	John Bussey	77.8	34	John Bussey	108.2
10	33	Chris Phillips	86.3	36	Erik Staes	74.5	33	Chris Phillips	107.6
11	18	Tom Dark	85.9	248	Klaus Lehr	73.8	19	Paul Grant	107.0
12	248	Klaus Lehr	85.8	77	Geraint Owen	73.5	36	Erik Staes	106.4
13	36	Erik Staes	84.1	33	Chris Phillips	72.8	20	David Wenman	103.7
14	32	Guy Plante	80.2	11	John Gillett	65.6	32	Guy Plante	94.3
15	11	John Gillett	74.4	32	Guy Plante	65.0	11	John Gillett	90.6



Session Start: 11:49:29 - Finish: 12:11:03
Weather/Track Conditions: Sunny / Dry
Circuit: Brands Hatch Grand Prix Circuit
Track Length: 3.916 Km - 2.4330 miles

Printed: 01-07-2018 - 12:15



Legends of Brands Hatch Superprix - 30 Jun - 1 Jul 2018

HGPCA Pre '61 supported by Supagard and Dunlop Tyres

Race 10 - Lap Chart

Lap 1			Lap 2			Lap 3			Lap 4			Lap 5			Lap 6		
NO	Behind	Laptime	NO	Behind	Laptime	NO	Behind	Laptime	NO	Behind	Laptime	NO	Behind	Laptime	NO	Behind	Laptime
77		1:55.432	77		1:48.462	77		1:48.652	77		2:31.725	77		2:40.460	77		1:48.226
2	1.043	1:56.475	2	1.432	1:48.851	2	0.764	1:47.984	2	0.941	2:31.902	2	0.490	2:40.009	2	1.018	1:48.754
38	2.729	1:58.161	38	2.230	1:47.963	38	1.639	1:48.061	38	1.695	2:31.781	38	1.837	2:40.602	21	1.987	1:48.092
21	3.297	1:58.729	21	3.734	1:48.899	21	2.799	1:47.717	21	2.309	2:31.235	21	2.121	2:40.272	38	3.190	1:49.579
19	4.587	2:00.019	19	8.231	1:52.106	19	12.186	1:52.607	19	2.819	2:22.358	19	2.826	2:40.467	19	5.749	1:51.149
248	9.231	2:04.663	248	16.927	1:56.158	43	24.454	1:54.971	43	3.493	2:10.764	43	3.051	2:40.018	43	6.834	1:52.009
33	9.452	2:04.884	34	17.882	1:56.648	34	27.248	1:58.018	34	4.282	2:08.759	34	4.038	2:40.216	34	10.469	1:54.657
34	9.696	2:05.128	43	18.135	1:55.542	33	27.846	1:57.767	33	5.000	2:08.879	33	4.253	2:39.713	33	10.667	1:54.640
18	10.181	2:05.613	33	18.731	1:57.741	18	29.140	1:58.844	18	5.775	2:08.360	18	4.771	2:39.456	20	11.319	1:53.727
43	11.055	2:06.487	18	18.948	1:57.229	20	29.922	1:58.686	20	6.695	2:08.498	20	5.818	2:39.583	18	12.157	1:55.612
20	11.655	2:07.087	20	19.888	1:56.695	7	31.057	1:58.892	7	7.496	2:08.164	7	6.232	2:39.196	7	13.265	1:55.259
7	12.732	2:08.164	7	20.817	1:56.547	36	33.473	1:58.215	36	7.969	2:06.221	36	7.620	2:40.111	36	15.615	1:56.221
36	14.235	2:09.667	36	23.910	1:58.137	32	1:03.089	2:11.912	32	40.193	2:08.829	32	8.831	2:09.098	32	25.948	2:05.343
32	19.492	2:14.924	32	39.829	2:08.799	11	1:45.562	2:26.166	11	1:39.137	2:25.300	11	1:20.942	2:22.265			
11	35.861	2:31.293	11	1:08.048	2:20.649												

Session Start: 11:49:29 - Finish: 12:11:03
Weather/Track Conditions: Sunny / Dry
Circuit: Brands Hatch Grand Prix Circuit
Track Length: 3.916 Km - 2.4330 miles
Printed: 01-07-2018 - 12:16

Legends of Brands Hatch Superprix - 30 Jun - 1 Jul 2018

HGPCA Pre '61 supported by Supagard and Dunlop Tyres

Race 10 - Lap Chart

Lap 7			Lap 8			Lap 9			Lap 10			Lap 11		
NO	Behind	Laptime	NO	Behind	Laptime	NO	Behind	Laptime	NO	Behind	Laptime	NO	Behind	Laptime
77		1:47.366	77		1:48.830	77		1:48.507	77		1:48.975	77		1:48.264
2	3.044	1:49.392	21	3.093	1:48.282	21	1.956	1:47.370	21	0.730	1:47.749	21	1.120	1:48.654
21	3.641	1:49.020	2	3.606	1:49.392	2	3.004	1:47.905	2	1.953	1:47.924	2	2.180	1:48.491
38	4.973	1:49.149	38	5.994	1:49.851	38	8.407	1:50.920	38	12.126	1:52.694	38	15.658	1:51.796
11	1 LAP	2:19.993	19	12.094	1:51.755	19	14.320	1:50.733	19	16.343	1:50.998	19	18.921	1:50.842
19	9.169	1:50.786	34	21.662	1:53.834	34	26.565	1:53.410	34	32.054	1:54.464	7	38.743	1:51.870
43	16.508	1:57.040	43	22.133	1:54.455	33	28.284	1:53.697	33	33.061	1:53.752	34	38.823	1:55.033
34	16.658	1:53.555	33	23.094	1:54.629	18	30.036	1:53.968	7	35.137	1:53.764	33	40.160	1:55.363
33	17.295	1:53.994	18	24.575	1:54.521	7	30.348	1:53.868	18	35.388	1:54.327	18	42.621	1:55.497
20	17.721	1:53.768	7	24.987	1:54.276	20	33.395	1:53.940	20	39.265	1:54.845	20	44.869	1:53.868
18	18.884	1:54.093	20	27.962	1:59.071	36	47.154	1:59.083	36	56.790	1:58.611	36	1:06.637	1:58.111
7	19.541	1:53.642	11	1 LAP	2:19.400	11	1 LAP	2:20.419	32	1:35.991	2:07.994	32	1:52.508	2:04.781
36	25.929	1:57.680	36	36.578	1:59.479	32	1:16.972	2:04.762	11	1 LAP	2:18.962	11	1 LAP	2:18.564
32	44.246	2:05.664	32	1:00.717	2:05.301									

Session Start: 11:49:29 - Finish: 12:11:03
Weather/Track Conditions: Sunny / Dry
Circuit: Brands Hatch Grand Prix Circuit
Track Length: 3.916 Km - 2.4330 miles
Printed: 01-07-2018 - 12:16

Legends of Brands Hatch Superprix - 30 Jun - 1 Jul 2018

HGPCA Pre '66 supported by Supagard and Dunlop Tyres Qualifying for Race 6 - Classification

Sheet No:

POS	NO	DRIVER/S	CLASS	CLASS POS	CAR MAKE / MODEL	TIME	ON	LAPS	GAP	DIFF	MPH
1	11	Jon Fairley	12	1	Brabham BT11/19	1:40.822	11	11			86.87
2	22	Peter Horsman	12	2	Lotus 18/21	1:41.218	10	11	0.396	0.396	86.53
3	49	Andrew Beaumont	12	3	Lotus 18	1:43.407	8	9	2.585	2.189	84.70
4	36	Chris Drake	10	1	Cooper T71/73	1:43.640	4	10	2.818	0.233	84.51
5	10	James Denty	10	2	Lotus 32	1:43.990	10	10	3.168	0.350	84.23
6	3	Sam Wilson	11	1	Lotus 24	1:44.123	8	9	3.301	0.133	84.12
7	73	Tom Dark	7B	1	Cooper T51	1:45.316	3	8	4.494	1.193	83.17
8	37	Eddy Perk	10	3	Heron F1	1:45.477	9	10	4.655	0.161	83.04
9	12	Rudi Friedrichs	7B	2	Cooper T53	1:46.245	10	10	5.423	0.768	82.44
10	9	Mark Daniell	9	1	Cooper T45	1:46.815	5	10	5.993	0.570	82.00
11	5	Tony Smith	7B	3	Cooper T51	1:48.449	3	10	7.627	1.634	80.76
12	99	John Evans	12	4	Brabham BT4	1:48.854	3	6	8.032	0.405	80.46
13	24	Charles McCabe	7B	4	Lotus 18	1:48.950	10	10	8.128	0.096	80.39
14	80	Nick Taylor	10	4	Lotus 18	1:49.080	9	9	8.258	0.130	80.30
15	27	Steve Hart	9	2	Cooper T51	1:49.306	9	10	8.484	0.226	80.13
16	32	Bernardo Hartogs	10	5	Lotus 18/21	1:49.681	9	10	8.859	0.375	79.86
17	17	Alan Baillie	10	6	LDS 007	1:49.731	3	4	8.909	0.050	79.82
18	18	Philippe Bonny	10	7	Brabham BT2	1:49.902	9	10	9.080	0.171	79.70
19	7	Paul Griffin	7B	5	Cooper T51	1:50.357	9	10	9.535	0.455	79.37
20	77	Malcolm Cook	10	8	Brabham BT10	1:50.999	4	9	10.177	0.642	78.91
21	8	Tony Ditheridge	9	3	Cooper T45	1:51.353	4	8	10.531	0.354	78.66
22	47	Brian Jolliffe	9	4	Cooper T45	1:53.442	9	10	12.620	2.089	77.21
23	43	Tania Pilkington	9	5	Cooper T43	1:54.336	9	10	13.514	0.894	76.61
24	6	Chris Helliwell	10	9	Cooper T75	1:59.434	2	4	18.612	5.098	73.34
25	61	Rainer Ott	12	5	Cooper T53			1			0.00

Cars 3, 12 & 77 require working transponders - Regulation Q12.2.1 refers.

Session Start: 10:55:03 - Finish: 11:15:08

Weather/Track Conditions: Sunny / Dry

Circuit: Brands Hatch Grand Prix Circuit

Track Length: 3.916 Km - 2.4330 miles

These results are provisional until the conclusion of any judicial and technical matters.

Clerk of the Course:

Timekeeper:

Issued at:

Nick Palmer



Printed: 30-06-2018 - 11:17

Results: www.mstworld.com . Live Timing: <https://livetiming.getraceresults.com/mst> . Email: timing@mstworld.com

Legends of Brands Hatch Superprix - 30 Jun - 1 Jul 2018

HGPCA Pre '66 supported by Supagard and Dunlop Tyres

Qualifying for Race 6 - Sector Analysis

3 Sam Wilson (11)								Lotus 24							
lap	Sect-1	Speed	Sect-2	Speed	Sect-3	Speed	Laptime Pit	lap	Sect-1	Speed	Sect-2	Speed	Sect-3	Speed	Laptime Pit
1							1:45.844	6							4:25.575
2							1:44.519	7			In				2:00.302 P
3							1:44.266	8							1:44.123
4							1:47.282	9							2:58.030
5							1:46.816	10							

5 Tony Smith (7B)								Cooper T51							
lap	Sect-1	Speed	Sect-2	Speed	Sect-3	Speed	Laptime Pit	lap	Sect-1	Speed	Sect-2	Speed	Sect-3	Speed	Laptime Pit
1	Out	82.7	52.209	63.8	28.050	116.1	2:01.301	6	36.154	89.4	1:01.900	52.3	38.143	67.5	2:16.197
2	35.115	91.1	50.666	68.7	26.199	119.4	1:51.980	7	45.548	72.9	1:01.095	59.3	32.954	75.7	2:19.597
3	34.433	93.9	48.335	73.1	25.681	121.5	1:48.449	8	40.999	70.3	57.610	67.4	26.901	117.3	2:05.510
4	34.392	94.4	48.552	73.2	26.009	119.2	1:48.953	9	34.740	92.9	49.354	74.4	26.407	111.7	1:50.501
5	33.697	90.0	49.176	72.7	26.565	116.7	1:49.438	10	38.145	88.6	48.728	73.4	25.661	118.7	1:52.534

6 Chris Helliwell (10)								Cooper T75							
lap	Sect-1	Speed	Sect-2	Speed	Sect-3	Speed	Laptime Pit	lap	Sect-1	Speed	Sect-2	Speed	Sect-3	Speed	Laptime Pit
1	Out	68.4	59.268	61.1	29.804	106.9	2:14.350	3	37.172	81.2	54.037	66.9	28.795	105.9	2:00.004
2	38.331	79.4	53.825	68.7	27.278	108.1	1:59.434	4	37.021	81.3	52.721	65.1	In		13:43.829 P

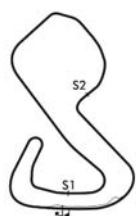
7 Paul Griffin (7B)								Cooper T51							
lap	Sect-1	Speed	Sect-2	Speed	Sect-3	Speed	Laptime Pit	lap	Sect-1	Speed	Sect-2	Speed	Sect-3	Speed	Laptime Pit
1	Out	80.9	54.664	67.8	28.407	107.9	2:04.485	6	35.619	93.6	52.800	73.3	32.044	80.9	2:00.463
2	37.044	91.2	50.640	76.8	26.939	118.5	1:54.623	7	43.313	67.1	58.658	55.7	32.944	70.1	2:14.915
3	35.355	91.0	49.567	79.0	26.862	112.4	1:51.784	8	40.822	66.2	57.519	46.5	27.555	118.7	2:05.896
4	35.487	87.8	52.444	78.7	26.443	116.7	1:54.374	9	35.260	92.2	49.102	69.9	25.995	119.8	1:50.357
5	34.897	91.1	49.138	75.1	26.542	119.6	1:50.577	10	36.266	95.1	48.882	73.4	25.581	122.0	1:50.729

8 Tony Ditheridge (9)								Cooper T45							
lap	Sect-1	Speed	Sect-2	Speed	Sect-3	Speed	Laptime Pit	lap	Sect-1	Speed	Sect-2	Speed	Sect-3	Speed	Laptime Pit
1	Out	74.0	53.382	69.7	27.487	110.6	2:04.340	5	35.635	89.1	50.354	67.6	27.436	114.5	1:53.425
2	35.760	87.4	51.123	77.7	26.243	115.9	1:53.126	6	35.647	89.2	53.774	56.0	In		6:17.723 P
3	35.123	84.9	51.628	70.8	26.199	114.9	1:52.950	7	Out	81.9	50.861	74.5	26.064	110.2	1:59.909 P
4	35.133	85.7	49.805	78.7	26.415	111.1	1:51.353	8	36.684	92.1	50.159	76.2	26.050	114.1	1:52.893

9 Mark Daniell (9)								Cooper T45							
lap	Sect-1	Speed	Sect-2	Speed	Sect-3	Speed	Laptime Pit	lap	Sect-1	Speed	Sect-2	Speed	Sect-3	Speed	Laptime Pit
1	Out	74.8	54.330	70.6	28.084	107.2	2:06.218	6	33.852	92.2	52.274	61.6	38.986	67.9	2:05.112
2	35.567	83.6	50.433	74.2	26.271	116.9	1:52.271	7	43.311	65.9	59.148	59.3	32.765	75.7	2:15.224
3	35.067	74.8	49.179	78.4	25.335	120.2	1:49.581	8	41.037	66.2	57.444	52.2	26.628	117.1	2:05.109
4	35.466	90.5	50.099	79.6	25.576	117.1	1:51.141	9	34.037	85.9	49.436	76.8	25.639	119.0	1:49.112
5	33.992	83.7	47.938	77.8	24.885	121.8	1:46.815	10	35.797	85.9	48.488	76.8	25.443	119.8	1:49.728

10 James Denty (10)								Lotus 32							
lap	Sect-1	Speed	Sect-2	Speed	Sect-3	Speed	Laptime Pit	lap	Sect-1	Speed	Sect-2	Speed	Sect-3	Speed	Laptime Pit
1	Out	71.0	54.380	65.0	29.293	109.1	2:03.463	6	33.035	92.0	46.959	75.6	In		3:27.779 P
2	34.941	88.2	48.450	76.3	25.910	110.9	1:49.301	7	Out	62.3	57.755	60.8	31.977	79.4	2:17.721 P
3	34.330	89.8	47.613	75.6	25.785	110.7	1:47.728	8	38.217	87.0	47.609	78.7	25.442	111.1	1:51.268
4	33.180	90.1	47.107	80.2	25.409	110.9	1:45.696	9	32.827	93.4	46.354	83.8	25.034	111.7	1:44.215
5	33.002	87.7	48.609	80.1	25.361	111.7	1:46.972	10	32.597	92.2	46.368	82.7	25.025	113.2	1:43.990

11 Jon Fairley (12)								Brabham BT11/19							
lap	Sect-1	Speed	Sect-2	Speed	Sect-3	Speed	Laptime Pit	lap	Sect-1	Speed	Sect-2	Speed	Sect-3	Speed	Laptime Pit
1	Out	75.4	51.291	71.7	26.426	107.6	1:58.150	7	46.459	70.1	1:01.036	57.7	32.872	76.9	2:20.367
2	35.763	84.8	48.500	78.4	24.927	122.9	1:49.190	8	41.003	66.8	57.185	75.1	27.620	124.9	2:05.808
3	34.881	94.7	47.740	74.7	24.540	123.8	1:47.161	9	33.651	100.5	46.304	83.1	24.064	125.8	1:44.019
4	33.263	102.3	46.342	85.3	24.094	125.6	1:43.699	10	32.651	96.2	45.896	87.2	23.776	126.6	1:42.323
5	32.973	103.4	46.026	82.9	24.630	122.4	1:43.629	11	32.124	104.7	44.966	90.1	23.732	128.0	1:40.822
6	34.745	93.8	1:00.694	58.3	39.698	61.8	2:15.137	12							



Session Start: 10:55:03 - Finish: 11:15:08

Weather/Track Conditions: Sunny / Dry

Circuit: Brands Hatch Grand Prix Circuit

Track Length: 3.916 Km - 2.4330 miles

Printed: 30-06-2018 - 11:21

Legends of Brands Hatch Superprix - 30 Jun - 1 Jul 2018

HGPCA Pre '66 supported by Supagard and Dunlop Tyres

Qualifying for Race 6 - Sector Analysis

12 Rudi Friedrichs (7B)							Cooper T53										
lap	Sect-1	Speed	Sect-2	Speed	Sect-3	Speed	Laptime	Pit	lap	Sect-1	Speed	Sect-2	Speed	Sect-3	Speed	Laptime	Pit
1							1:47.586		6							2:20.116	
2							1:46.969		7							2:26.320	
3							1:47.281		8							1:47.612	
4							1:47.073		9							1:46.713	
5							1:49.467		10							1:46.245	

17 Alan Baillie (10)							LDS 007										
lap	Sect-1	Speed	Sect-2	Speed	Sect-3	Speed	Laptime	Pit	lap	Sect-1	Speed	Sect-2	Speed	Sect-3	Speed	Laptime	Pit
1	Out	79.1	54.036	69.0	27.562	109.1	2:05.943		3	35.407	86.0	48.490	76.6	25.834	115.9	1:49.731	
2	36.026	84.9	50.502	72.0	26.437	111.1	1:52.965		4	35.305	90.0	50.016	77.8	34.835	41.2	2:00.156	

18 Philippe Bonny (10)							Brabham BT2										
lap	Sect-1	Speed	Sect-2	Speed	Sect-3	Speed	Laptime	Pit	lap	Sect-1	Speed	Sect-2	Speed	Sect-3	Speed	Laptime	Pit
1	Out	70.1	54.146	71.7	26.548	111.7	2:03.293		6	35.788	82.5	52.536	68.3	28.305	103.1	1:56.629	
2	35.417	88.4	51.515	73.4	26.371	112.2	1:53.303		7	37.219	76.3	57.607	60.8	32.668	85.4	2:07.494	
3	35.262	88.2	52.121	67.6	27.563	107.2	1:54.946		8	41.878	71.6	56.606	69.2	27.087	113.7	2:05.571	
4	35.473	81.1	52.308	73.4	27.857	106.5	1:55.638		9	34.853	88.6	48.998	75.8	26.051	112.8	1:49.902	
5	34.957	87.9	52.020	70.1	27.448	106.7	1:54.425		10	35.443	83.1	50.077	78.0	26.454	112.8	1:51.974	

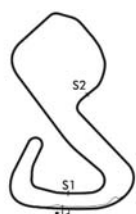
22 Peter Horsman (12)							Lotus 18/21										
lap	Sect-1	Speed	Sect-2	Speed	Sect-3	Speed	Laptime	Pit	lap	Sect-1	Speed	Sect-2	Speed	Sect-3	Speed	Laptime	Pit
1	Out	69.4	51.499	72.6	26.378	119.2	2:03.777		7	40.467	61.9	1:13.778	45.4	39.885	64.5	2:34.130	
2	34.868	93.6	46.461	79.4	24.530	127.0	1:45.859		8	49.293	64.0	1:07.871	65.0	29.096	96.5	2:26.260	
3	33.196	99.3	45.619	84.0	23.959	128.2	1:42.774		9	34.415	94.3	47.841	77.0	23.970	128.5	1:46.226	
4	32.540	98.4	46.351	76.3	24.339	127.3	1:43.230		10	32.530	100.0	44.893	83.2	23.795	128.7	1:41.218	
5	32.490	104.1	45.172	85.5	23.851	128.2	1:41.513		11	32.551	102.8	44.993	82.4	24.055	127.3	1:41.599	
6	32.330	103.7	45.005	80.0	23.895	124.0	1:41.230		12								

24 Charles McCabe (7B)							Lotus 18										
lap	Sect-1	Speed	Sect-2	Speed	Sect-3	Speed	Laptime	Pit	lap	Sect-1	Speed	Sect-2	Speed	Sect-3	Speed	Laptime	Pit
1	Out	69.3	55.973	65.0	27.764	111.3	2:07.551		6	38.768	67.6	57.356	60.4	29.826	87.8	2:05.950	
2	36.756	86.1	50.738	67.6	26.246	114.3	1:53.740		7	42.120	80.5	56.825	58.8	29.533	92.5	2:08.478	
3	35.542	78.0	52.959	68.0	27.524	122.4	1:56.025		8	42.669	68.9	52.036	70.9	25.764	124.9	2:00.469	
4	35.291	88.7	49.213	70.3	25.693	125.4	1:50.197		9	35.414	85.4	49.496	76.2	25.899	124.7	1:50.809	
5	35.039	86.9	49.045	73.3	25.234	126.3	1:49.318		10	34.536	88.2	49.506	79.6	24.908	127.0	1:48.950	

27 Steve Hart (9)							Cooper T51										
lap	Sect-1	Speed	Sect-2	Speed	Sect-3	Speed	Laptime	Pit	lap	Sect-1	Speed	Sect-2	Speed	Sect-3	Speed	Laptime	Pit
1	Out	74.9	52.289	69.9	26.550	117.7	2:02.952		6	35.227	87.9	52.883	66.9	31.263	76.9	1:59.373	
2	36.939	86.4	50.620	72.7	26.063	118.7	1:53.622		7	43.192	71.3	58.043	52.5	32.754	72.0	2:13.989	
3	35.123	93.0	50.992	74.5	26.246	116.9	1:52.361		8	41.273	66.8	55.974	55.9	26.776	119.4	2:04.023	
4	35.355	84.0	48.720	71.7	25.912	117.1	1:49.987		9	34.913	82.9	48.514	71.1	25.879	118.5	1:49.306	
5	34.884	83.9	49.665	73.4	25.842	115.9	1:50.391		10	36.977	89.9	48.547	72.3	25.841	117.3	1:51.365	

32 Bernardo Hartogs (10)							Lotus 18/21										
lap	Sect-1	Speed	Sect-2	Speed	Sect-3	Speed	Laptime	Pit	lap	Sect-1	Speed	Sect-2	Speed	Sect-3	Speed	Laptime	Pit
1	Out	75.4	53.584	74.7	28.160	106.0	2:02.748		6	35.065	87.9	52.520	73.8	29.607	85.6	1:57.192	
2	35.427	84.3	51.208	79.7	27.026	107.7	1:53.661		7	42.943	69.1	57.699	54.5	32.752	71.2	2:13.394	
3	35.599	86.7	52.093	77.9	27.046	107.2	1:54.738		8	41.442	66.3	56.100	63.0	28.475	110.9	2:06.017	
4	35.630	83.9	52.994	77.9	27.065	105.7	1:55.689		9	33.786	87.2	49.562	78.9	26.333	112.0	1:49.681	
5	35.777	86.2	53.270	74.7	28.052	108.6	1:57.099		10	35.641	89.4	49.262	83.8	26.336	111.5	1:51.239	

36 Chris Drake (10)							Cooper T71/73										
lap	Sect-1	Speed	Sect-2	Speed	Sect-3	Speed	Laptime	Pit	lap	Sect-1	Speed	Sect-2	Speed	Sect-3	Speed	Laptime	Pit
1	Out	90.3	51.953	71.0	26.086	116.9	1:58.087		6	32.876	93.9	46.461	82.5	26.817	86.9	1:46.154	
2	33.344	90.6	47.356	76.2	24.946	119.8	1:45.646		7	39.267	74.2	58.417	43.9	40.082	65.2	2:17.766	
3	33.287	92.7	46.808	80.4	24.694	118.7	1:44.789		8	50.113	63.3	1:07.541	57.0	In		4:16.697	P
4	32.723	93.5	46.385	81.5	24.532	119.8	1:43.640		9	Out	88.2	48.868	84.3	24.832	118.3	1:52.622	P
5	32.968	93.8	47.154	85.5	24.617	118.7	1:44.739		10	32.208	95.0	47.161	83.4	24.758	117.1	1:44.127	



Session Start: 10:55:03 - Finish: 11:15:08

Weather/Track Conditions: Sunny / Dry

Circuit: Brands Hatch Grand Prix Circuit

Track Length: 3.916 Km - 2.4330 miles

Printed: 30-06-2018 - 11:21

Legends of Brands Hatch Superprix - 30 Jun - 1 Jul 2018

HGPCA Pre '66 supported by Supagard and Dunlop Tyres

Qualifying for Race 6 - Sector Analysis

37 Eddy Perk (10)								Heron F1							
lap	Sect-1	Speed	Sect-2	Speed	Sect-3	Speed	Laptime Pit	lap	Sect-1	Speed	Sect-2	Speed	Sect-3	Speed	Laptime Pit
1	Out	74.8	53.274	72.5	25.985	117.1	2:00.992	6	33.169	90.7	55.488	54.4	40.669	59.6	2:09.326
2	34.754	87.3	49.020	74.8	25.593	118.5	1:49.367	7	42.219	68.3	1:00.432	59.1	33.025	77.7	2:15.676
3	33.991	89.1	47.688	76.6	26.022	116.3	1:47.701	8	40.991	66.1	57.540	56.1	26.793	115.9	2:05.324
4	33.864	92.9	47.634	72.4	25.403	116.7	1:46.901	9	33.182	91.0	47.178	76.0	25.117	116.5	1:45.477
5	33.088	97.0	48.292	69.7	26.146	115.7	1:47.526	10	49.118	93.3	48.332	76.1	25.680	108.1	2:03.130
43 Tania Pilkington (9)								Cooper T43							
lap	Sect-1	Speed	Sect-2	Speed	Sect-3	Speed	Laptime Pit	lap	Sect-1	Speed	Sect-2	Speed	Sect-3	Speed	Laptime Pit
1	Out	71.3	1:10.906	63.4	31.803	94.7	2:29.163	6	45.098	63.2	1:02.299	58.9	33.341	80.5	2:20.738
2	38.465	76.8	1:03.048	68.3	28.633	102.0	2:10.146	7	46.121	69.3	58.859	63.6	28.837	105.0	2:13.817
3	37.975	73.9	55.251	65.7	28.545	103.7	2:01.771	8	37.353	79.1	51.427	72.6	27.358	105.7	1:56.138
4	37.368	75.2	54.290	69.7	27.921	105.2	1:59.579	9	35.560	81.9	51.396	76.8	27.380	104.5	1:54.336
5	38.131	81.7	54.219	62.4	33.305	84.3	2:05.655	10	36.447	79.7	1:03.485	68.7	30.421	63.9	2:10.353
47 Brian Jolliffe (9)								Cooper T45							
lap	Sect-1	Speed	Sect-2	Speed	Sect-3	Speed	Laptime Pit	lap	Sect-1	Speed	Sect-2	Speed	Sect-3	Speed	Laptime Pit
1	Out	64.2	55.324	67.1	28.094	111.3	2:08.475	6	41.011	37.8	1:19.381	53.2	38.522	69.6	2:38.914
2	36.562	85.0	50.905	72.0	26.472	114.5	1:53.939	7	49.890	55.9	1:09.260	58.7	32.186	96.0	2:31.336
3	35.577	80.7	52.321	71.4	27.220	108.9	1:55.118	8	37.018	83.0	49.591	74.9	27.244	111.1	1:53.853
4	35.938	83.2	51.089	71.8	27.303	110.4	1:54.330	9	35.942	87.3	50.772	75.6	26.728	110.0	1:53.442
5	36.094	86.5	50.820	68.8	27.149	106.5	1:54.063	10	36.677	76.0	50.151	76.2	28.685	102.8	1:55.513
49 Andrew Beaumont (12)								Lotus 18							
lap	Sect-1	Speed	Sect-2	Speed	Sect-3	Speed	Laptime Pit	lap	Sect-1	Speed	Sect-2	Speed	Sect-3	Speed	Laptime Pit
1	Out	77.7	55.008	66.2	26.704	115.9	2:02.746	6	34.739	91.2	54.713	55.4	In		5:30.063 P
2	34.452	91.7	48.117	73.8	25.716	122.4	1:48.285	7	Out	88.1	46.755	76.6	24.879	116.3	1:55.383 P
3	34.117	90.0	48.475	77.5	24.980	126.3	1:47.572	8	32.492	97.9	45.907	80.2	25.008	117.7	1:43.407
4	34.587	95.9	47.653	78.2	24.704	120.9	1:46.944	9	32.671	97.3	46.250	82.3	24.572	113.9	1:43.493
5	32.249	95.8	46.491	81.7	24.823	121.5	1:43.563	10							
61 Rainer Ott (12)								Cooper T53							
lap	Sect-1	Speed	Sect-2	Speed	Sect-3	Speed	Laptime Pit	lap	Sect-1	Speed	Sect-2	Speed	Sect-3	Speed	Laptime Pit
1	Out	77.8	55.094	66.1	In		14:52.218 P	2							
73 Tom Dark (7B)								Cooper T51							
lap	Sect-1	Speed	Sect-2	Speed	Sect-3	Speed	Laptime Pit	lap	Sect-1	Speed	Sect-2	Speed	Sect-3	Speed	Laptime Pit
1	Out	77.0	53.472	75.8	26.128	120.9	1:59.124	5	33.577	95.9	47.488	87.6	24.560	128.2	1:45.625
2	34.684	79.5	49.923	78.8	25.369	124.7	1:49.976	6	5:15.340	57.7	1:05.243	63.1	In		8:05.530 P
3	33.235	91.2	47.770	85.3	24.311	125.4	1:45.316	7	Out	81.7	49.233	83.0	24.759	116.3	1:53.815 P
4	33.860	89.3	47.579	83.0	24.519	125.6	1:45.958	8	34.201	95.2	47.367	82.5	24.173	128.0	1:45.741
77 Malcolm Cook (10)								Brahm BT10							
lap	Sect-1	Speed	Sect-2	Speed	Sect-3	Speed	Laptime Pit	lap	Sect-1	Speed	Sect-2	Speed	Sect-3	Speed	Laptime Pit
1							1:51.807	6							2:30.553
2							1:58.835	7							2:00.942
3							1:52.392	8							1:52.593
4							1:50.999	9							1:51.152
5							2:37.167	10							
80 Nick Taylor (10)								Lotus 18							
lap	Sect-1	Speed	Sect-2	Speed	Sect-3	Speed	Laptime Pit	lap	Sect-1	Speed	Sect-2	Speed	Sect-3	Speed	Laptime Pit
1	Out	64.6	54.939	63.5	29.709	103.9	2:10.604	6	43.258	74.0	58.020	53.4	32.595	67.3	2:13.873
2	37.516	85.3	49.821	72.0	26.082	113.5	1:53.419	7	41.382	70.1	56.216	60.0	26.724	114.9	2:04.322
3	34.760	93.4	50.420	73.4	25.755	114.1	1:50.935	8	34.868	88.7	48.579	73.8	26.045	113.9	1:49.492
4	33.819	91.2	48.449	74.5	In		4:00.289 P	9	35.248	91.6	48.311	76.9	25.521	114.1	1:49.080
5	Out	82.8	53.647	71.2	29.525	76.4	2:04.518 P	10							



Legends of Brands Hatch Superprix - 30 Jun - 1 Jul 2018

HGPCA Pre '66 supported by Supagard and Dunlop Tyres

Qualifying for Race 6 - Sector Analysis

99 John Evans (12)								Brabham BT4							
lap	Sect-1	Speed	Sect-2	Speed	Sect-3	Speed	Laptime Pit	lap	Sect-1	Speed	Sect-2	Speed	Sect-3	Speed	Laptime Pit
1	Out	64.8	51.833	67.8	26.156	120.2	2:03.573	4	34.192	84.3	49.430	72.6	25.721	119.6	1:49.343
2	35.007	84.5	49.000	71.9	26.156	114.9	1:50.163	5	34.859	79.1	50.834	68.0	26.433	125.4	1:52.126
3	35.298	83.9	48.469	74.0	25.087	127.5	1:48.854	6	41.093	59.8	1:07.133	52.5	In		4:51.572 P



Legends of Brands Hatch Superprix - 30 Jun - 1 Jul 2018

HGPCA Pre '66 supported by Supagard and Dunlop Tyres

Qualifying for Race 6 - Best Sector Times

	SECTOR 1			SECTOR 2			SECTOR 3			IDEAL / BEST LAP COMPARISON					
	NO	TIME	LAP	NO	TIME	LAP	NO	TIME	LAP	NO	NAME	BEST	IN	IDEAL	DIFF
1	11	32.124	11	22	44.893	10	11	23.732	11	11	Jon Fairley	1:40.822	11	1:40.822	+0.000
2	36	32.208	10	11	44.966	11	22	23.795	10	22	Peter Horsman	1:41.218	10	1:41.018	+0.200
3	49	32.249	5	49	45.907	8	73	24.173	8	49	Andrew Beaumont	1:43.407	8	1:42.728	+0.679
4	22	32.330	6	10	46.354	9	36	24.532	4	36	Chris Drake	1:43.640	4	1:43.125	+0.515
5	10	32.597	10	36	46.385	4	49	24.572	9	10	James Denty	1:43.990	10	1:43.976	+0.014
6	37	33.088	5	37	47.178	9	9	24.885	5	3	Sam Wilson	1:44.123	8		+
7	73	33.235	3	73	47.367	8	24	24.908	10	73	Tom Dark	1:45.316	3	1:44.775	+0.541
8	5	33.697	5	9	47.938	5	10	25.025	10	37	Eddy Perk	1:45.477	9	1:45.383	+0.094
9	32	33.786	9	80	48.311	9	99	25.087	3	12	Rudi Friedrichs	1:46.245	10		+
10	80	33.819	4	5	48.335	3	37	25.117	9	9	Mark Daniell	1:46.815	5	1:46.675	+0.140
11	9	33.852	6	99	48.469	3	80	25.521	9	5	Tony Smith	1:48.449	3	1:47.693	+0.756
12	99	34.192	4	17	48.490	3	7	25.581	10	99	John Evans	1:48.854	3	1:47.748	+1.106
13	24	34.536	10	27	48.514	9	5	25.661	10	24	Charles McCabe	1:48.950	10	1:48.489	+0.461
14	18	34.853	9	7	48.882	10	17	25.834	3	80	Nick Taylor	1:49.080	9	1:47.651	+1.429
15	27	34.884	5	18	48.998	9	27	25.841	10	27	Steve Hart	1:49.306	9	1:49.239	+0.067
16	7	34.897	5	24	49.045	5	8	26.050	8	32	Bernardo Hartogs	1:49.681	9	1:49.381	+0.300
17	8	35.123	3	32	49.262	10	18	26.051	9	17	Alan Baillie	1:49.731	3	1:49.629	+0.102
18	17	35.305	4	47	49.591	8	32	26.333	9	18	Philippe Bonny	1:49.902	9	1:49.902	+0.000
19	43	35.560	9	8	49.805	4	47	26.472	2	7	Paul Griffin	1:50.357	9	1:49.360	+0.997
20	47	35.577	3	43	51.396	9	6	27.278	2	77	Malcolm Cook	1:50.999	4		+
21	6	37.021	4	6	52.721	4	43	27.358	8	8	Tony Ditheridge	1:51.353	4	1:50.978	+0.375
22	2			61	55.094	1	2			47	Brian Jolliffe	1:53.442	9	1:51.640	+1.802
23	3			2			3			43	Tania Pilkington	1:54.336	9	1:54.314	+0.022
24	12			3			12			6	Chris Helliwell	1:59.434	2	1:57.020	+2.414
25	28			12			28			61	Rainer Ott				+
26	61			28			61								
27	77			77			77								



Session Start: 10:55:03 - Finish: 11:15:08
Weather/Track Conditions: Sunny / Dry
Circuit: Brands Hatch Grand Prix Circuit
Track Length: 3.916 Km - 2.4330 miles

Printed: 30-06-2018 - 11:22



Legends of Brands Hatch Superprix - 30 Jun - 1 Jul 2018

HGPCA Pre '66 supported by Supagard and Dunlop Tyres

Qualifying for Race 6 - Best Sector Speeds

	NO	SECTOR 1	MPH	NO	SECTOR 2	MPH	NO	SECTOR 3	MPH
1	11	Jon Fairley	104.7	11	Jon Fairley	90.1	22	Peter Horsman	128.7
2	22	Peter Horsman	104.1	73	Tom Dark	87.6	73	Tom Dark	128.2
3	49	Andrew Beaumont	97.9	22	Peter Horsman	85.5	11	Jon Fairley	128.0
4	37	Eddy Perk	97.0	36	Chris Drake	85.5	99	John Evans	127.5
5	73	Tom Dark	95.9	10	James Denty	83.8	24	Charles McCabe	127.0
6	7	Paul Griffin	95.1	32	Bernardo Hartogs	83.8	49	Andrew Beaumont	126.3
7	36	Chris Drake	95.0	49	Andrew Beaumont	82.3	7	Paul Griffin	122.0
8	5	Tony Smith	94.4	24	Charles McCabe	79.6	9	Mark Daniell	121.8
9	10	James Denty	93.4	9	Mark Daniell	79.6	5	Tony Smith	121.5
10	80	Nick Taylor	93.4	7	Paul Griffin	79.0	36	Chris Drake	119.8
11	27	Steve Hart	93.0	8	Tony Ditheridge	78.7	27	Steve Hart	119.4
12	9	Mark Daniell	92.2	18	Philippe Bonny	78.0	37	Eddy Perk	118.5
13	8	Tony Ditheridge	92.1	17	Alan Baillie	77.8	8	Tony Ditheridge	115.9
14	17	Alan Baillie	90.0	80	Nick Taylor	76.9	17	Alan Baillie	115.9
15	32	Bernardo Hartogs	89.4	43	Tania Pilkington	76.8	80	Nick Taylor	114.9
16	24	Charles McCabe	88.7	37	Eddy Perk	76.6	47	Brian Jolliffe	114.5
17	18	Philippe Bonny	88.6	47	Brian Jolliffe	76.2	18	Philippe Bonny	113.7
18	47	Brian Jolliffe	87.3	27	Steve Hart	74.5	10	James Denty	113.2
19	99	John Evans	84.5	5	Tony Smith	74.4	32	Bernardo Hartogs	112.0
20	43	Tania Pilkington	81.9	99	John Evans	74.0	6	Chris Helliwell	108.1
21	6	Chris Helliwell	81.3	6	Chris Helliwell	68.7	43	Tania Pilkington	105.7
22	61	Rainer Ott	77.8	61	Rainer Ott	66.1	2	Rod Jolley	0.0
23	2	Rod Jolley	0.0	2	Rod Jolley	0.0	3	Sam Wilson	0.0
24	3	Sam Wilson	0.0	3	Sam Wilson	0.0	12	Rudi Friedrichs	0.0
25	12	Rudi Friedrichs	0.0	12	Rudi Friedrichs	0.0	28	Malcolm Cook	0.0
26	28	Malcolm Cook	0.0	28	Malcolm Cook	0.0	61	Rainer Ott	0.0
27	77	Malcolm Cook	0.0	77	Malcolm Cook	0.0	77	Malcolm Cook	0.0



Session Start: 10:55:03 - Finish: 11:15:08
Weather/Track Conditions: Sunny / Dry
Circuit: Brands Hatch Grand Prix Circuit
Track Length: 3.916 Km - 2.4330 miles



Legends of Brands Hatch Superprix - 30 Jun - 1 Jul 2018

HGPCA Pre '66 supported by Supagard and Dunlop Tyres Race 6 - Starting Grid

Sheet No:

Start Time : 16:25 - Heat Duration : 20 Minutes

12				
	23	43 Tania Pilkington	24	6 Chris Helliwell
11	21	8 Tony Ditheridge	22	47 Brian Jolliffe
10	19	7 Paul Griffin	20	77 Malcolm Cook
9	17	17 Alan Baillie	18	18 Philippe Bonny
8	15	27 Steve Hart	16	32 Bernardo Hartogs
7	13	24 Charles McCabe	14	80 Nick Taylor
6	11	5 Tony Smith	12	99 John Evans
5	9	12 Rudi Friedrichs	10	9 Mark Daniell
4	7	73 Tom Dark	8	37 Eddy Perk
3	5	10 James Denty	6	3 Sam Wilson
2	3	49 Andrew Beaumont	4	36 Chris Drake
1	1	11 Jon Fairley	2	22 Peter Horsman

Pole Right

ROW



*Circuit: Brands Hatch Grand Prix Circuit
Track Length: 3.916 Km - 2.4330 miles*

These results are provisional until the conclusion of any judicial and technical matters.

Clerk of the Course:

Timekeeper:

Issued at:

Nick Palmer



Printed : 30-06-2018 - 11:19

Legends of Brands Hatch Superprix - 30 Jun - 1 Jul 2018

HGPCA Pre '66 supported by Supagard and Dunlop Tyres

Race 6 - Sector Analysis

3 Sam Wilson (11)								Lotus 24							
lap	Sect-1	Speed	Sect-2	Speed	Sect-3	Speed	Laptime Pit	lap	Sect-1	Speed	Sect-2	Speed	Sect-3	Speed	Laptime Pit
1							1:52.160	6							1:46.294
2							1:44.384	7							4:26.048
3							2:59.606	8			In		In		1:55.583 P
4			In		In		1:51.332 P	9							2:29.280
5							1:45.621	10							

5 Tony Smith (7B)								Cooper T51							
lap	Sect-1	Speed	Sect-2	Speed	Sect-3	Speed	Laptime Pit	lap	Sect-1	Speed	Sect-2	Speed	Sect-3	Speed	Laptime Pit
1		89.1	50.199	72.9	27.054	119.2	2:01.713	7	34.547	93.0	49.139	75.6	25.789	117.9	1:49.475
2	34.721	95.8	49.028	73.7	27.047	108.4	1:50.796	8	34.239	96.5	48.776	77.9	25.995	114.5	1:49.010
3	35.044	94.4	49.268	76.2	26.361	119.4	1:50.673	9	34.203	89.8	48.815	76.3	25.792	116.9	1:48.810
4	34.546	92.5	49.171	74.4	26.333	111.5	1:50.050	10	33.702	94.7	48.510	77.3	25.717	119.4	1:47.929
5	34.733	95.0	49.742	76.4	26.058	117.3	1:50.533	11	34.154	91.2	48.179	76.8	25.617	119.0	1:47.950
6	34.399	94.4	49.312	74.4	26.490	110.7	1:50.201	12	37.231	87.9	49.456	69.3	25.790	113.7	1:52.477

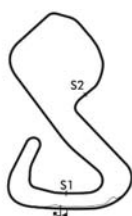
6 Chris Helliwell (10)								Cooper T75							
lap	Sect-1	Speed	Sect-2	Speed	Sect-3	Speed	Laptime Pit	lap	Sect-1	Speed	Sect-2	Speed	Sect-3	Speed	Laptime Pit
1		79.4	53.054	66.1	27.379	110.6	2:10.178	4	36.015	82.3	51.001	71.0	27.126	107.2	1:54.142
2	35.924	86.3	51.193	72.5	26.361	111.3	1:53.478	5	36.180	81.9	51.100	72.6	26.943	101.6	1:54.223
3	36.527	89.8	51.532	70.4	27.124	108.9	1:55.183	6							

7 Paul Griffin (7B)								Cooper T51							
lap	Sect-1	Speed	Sect-2	Speed	Sect-3	Speed	Laptime Pit	lap	Sect-1	Speed	Sect-2	Speed	Sect-3	Speed	Laptime Pit
1		86.0	52.005	73.0	26.623	112.4	2:06.382	7	34.822	97.0	49.015	80.9	25.978	116.7	1:49.815
2	36.051	94.7	50.120	75.2	26.616	113.7	1:52.787	8	34.461	93.8	48.900	83.7	25.701	113.9	1:49.062
3	35.096	92.5	51.824	72.9	26.412	113.9	1:53.332	9	34.928	92.4	48.522	80.2	25.664	113.5	1:49.114
4	35.367	92.9	49.819	82.2	26.079	113.9	1:51.265	10	34.310	92.7	50.121	83.2	25.977	118.3	1:50.408
5	35.022	96.2	49.621	80.1	26.085	115.3	1:50.728	11	34.436	95.2	48.754	82.8	26.019	105.9	1:49.209
6	34.914	92.4	48.803	83.3	25.771	115.9	1:49.488	12							

8 Tony Ditheridge (9)								Cooper T45							
lap	Sect-1	Speed	Sect-2	Speed	Sect-3	Speed	Laptime Pit	lap	Sect-1	Speed	Sect-2	Speed	Sect-3	Speed	Laptime Pit
1		82.3	53.137	74.6	26.295	116.1	2:06.930	7	35.466	91.2	50.563	72.9	26.426	112.8	1:52.455
2	36.391	89.1	50.972	77.1	26.629	111.8	1:53.992	8	35.810	87.6	49.998	75.7	26.232	112.2	1:52.040
3	35.531	91.5	50.135	74.4	26.226	112.8	1:51.892	9	36.338	90.3	50.380	75.8	26.050	113.0	1:52.768
4	35.878	90.9	49.896	78.2	26.142	114.3	1:51.916	10	36.013	84.8	51.157	70.8	26.172	113.7	1:53.342
5	35.763	86.5	50.392	73.1	26.113	110.7	1:52.268	11	35.499	89.2	50.358	76.1	26.178	113.2	1:52.035
6	36.293	84.5	50.547	73.7	26.062	112.6	1:52.902	12							

9 Mark Daniell (9)								Cooper T45							
lap	Sect-1	Speed	Sect-2	Speed	Sect-3	Speed	Laptime Pit	lap	Sect-1	Speed	Sect-2	Speed	Sect-3	Speed	Laptime Pit
1		85.7	48.143	79.1	25.573	119.8	1:56.287	7	33.298	91.1	47.470	80.4	25.789	119.4	1:46.557
2	33.007	93.5	47.530	83.5	25.161	119.6	1:45.698	8	33.165	90.1	46.655	80.3	25.406	119.2	1:45.226
3	33.046	92.2	47.260	84.1	25.142	119.8	1:45.448	9	32.851	91.6	47.048	80.0	24.944	120.2	1:44.843
4	33.134	93.0	47.300	83.2	24.855	120.2	1:45.289	10	33.332	85.4	47.249	85.5	24.685	120.9	1:45.266
5	33.595	88.6	46.881	80.7	25.684	119.2	1:46.160	11	33.003	94.7	46.355	84.3	24.697	120.9	1:44.055
6	32.749	92.7	46.330	84.5	25.033	118.3	1:44.112	12	32.891	94.6	46.506	83.4	24.761	121.3	1:44.158

10 James Denty (10)								Lotus 32							
lap	Sect-1	Speed	Sect-2	Speed	Sect-3	Speed	Laptime Pit	lap	Sect-1	Speed	Sect-2	Speed	Sect-3	Speed	Laptime Pit
1		78.5	48.724	80.3	25.657	114.9	1:56.557	7	33.266	91.5	47.210	87.1	26.026	112.4	1:46.502
2	33.348	92.1	47.188	78.9	25.178	116.1	1:45.714	8	32.632	94.8	46.999	85.7	26.210	113.7	1:45.841
3	33.294	91.0	47.088	78.7	25.280	114.1	1:45.662	9	32.486	93.0	46.809	79.6	24.972	116.9	1:44.267
4	33.071	91.5	47.226	79.6	24.948	115.3	1:45.245	10	32.639	93.9	46.413	82.7	25.133	112.8	1:44.185
5	32.850	93.5	47.244	86.8	25.627	110.9	1:45.721	11	32.422	95.1	46.504	85.0	25.009	112.6	1:43.935
6	32.487	93.9	46.901	80.7	25.043	115.1	1:44.431	12	32.393	95.0	46.228	83.9	24.693	115.1	1:43.314



Legends of Brands Hatch Superprix - 30 Jun - 1 Jul 2018

HGPCA Pre '66 supported by Supagard and Dunlop Tyres

Race 6 - Sector Analysis

11 Jon Fairley (12)								Brabham BT11/19							
Lap	Sect-1	Speed	Sect-2	Speed	Sect-3	Speed	Laptime Pit	Lap	Sect-1	Speed	Sect-2	Speed	Sect-3	Speed	Laptime Pit
1		104.1	45.752	87.6	23.870	126.8	1:47.208	7	32.292	101.7	44.732	83.6	23.488	127.0	1:40.512
2	32.416	104.6	45.068	85.0	23.793	125.8	1:41.277	8	32.292	101.4	44.692	88.3	24.561	126.3	1:41.545
3	32.718	105.9	44.652	86.3	23.553	125.8	1:40.923	9	31.907	101.4	46.140	91.0	23.808	125.8	1:41.855
4	32.171	104.4	45.309	87.6	23.918	125.6	1:41.398	10	32.423	101.6	44.414	88.3	23.372	127.8	1:40.209
5	31.970	104.6	44.829	85.0	23.410	126.6	1:40.209	11	31.668	102.0	44.939	87.9	23.905	126.6	1:40.512
6	31.715	105.9	44.968	86.6	23.700	126.1	1:40.383	12	31.978	100.9	45.040	83.5	24.247	120.7	1:41.265

12 Rudi Friedrichs (7B)								Cooper T53							
Lap	Sect-1	Speed	Sect-2	Speed	Sect-3	Speed	Laptime Pit	Lap	Sect-1	Speed	Sect-2	Speed	Sect-3	Speed	Laptime Pit
1							1:53.060	7							1:43.695
2							1:44.333	8							1:43.121
3							1:44.355	9							1:48.542
4							1:45.445	10							1:43.342
5							1:45.132	11							1:44.714
6							1:44.260	12							1:43.817

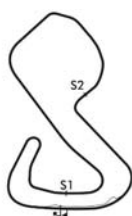
17 Alan Baillie (10)								LDS 007							
Lap	Sect-1	Speed	Sect-2	Speed	Sect-3	Speed	Laptime Pit	Lap	Sect-1	Speed	Sect-2	Speed	Sect-3	Speed	Laptime Pit
1		84.0	52.558	74.0	26.325	110.7	2:07.454	7	34.022	91.6	49.451	77.0	25.511	114.1	1:48.984
2	36.348	83.1	49.793	77.7	25.999	102.2	1:52.140	8	34.304	77.7	49.542	77.6	26.365	108.2	1:50.211
3	35.180	87.9	50.396	76.4	26.232	110.6	1:51.808	9	34.662	73.7	48.954	80.4	26.063	108.4	1:49.679
4	35.060	89.9	49.611	79.3	25.814	111.3	1:50.485	10	33.943	88.9	50.049	82.9	26.170	116.1	1:50.162
5	34.874	92.6	50.390	76.7	26.438	111.5	1:51.702	11	33.900	88.0	48.519	83.2	25.464	113.5	1:47.883
6	34.278	91.6	49.289	81.2	25.674	113.2	1:49.241	12							

18 Philippe Bonny (10)								Brabham BT2							
Lap	Sect-1	Speed	Sect-2	Speed	Sect-3	Speed	Laptime Pit	Lap	Sect-1	Speed	Sect-2	Speed	Sect-3	Speed	Laptime Pit
1		83.2	56.442	70.7	27.070	113.2	2:12.972	7	34.386	95.1	49.494	81.6	25.907	113.5	1:49.787
2	36.187	88.5	51.647	75.1	26.825	110.2	1:54.659	8	34.444	90.1	49.353	81.8	26.296	116.1	1:50.093
3	35.427	92.2	50.855	73.0	26.765	111.3	1:53.047	9	34.413	95.4	49.197	79.7	25.642	115.1	1:49.252
4	35.157	91.4	52.672	74.9	26.888	99.7	1:54.717	10	34.068	97.6	49.395	78.2	25.763	114.3	1:49.226
5	35.437	90.4	50.394	76.9	26.114	111.1	1:51.945	11	34.309	95.0	50.736	79.7	26.025	107.2	1:51.070
6	34.931	86.9	49.813	75.6	26.492	111.7	1:51.236	12							

22 Peter Horsman (12)								Lotus 18/21							
Lap	Sect-1	Speed	Sect-2	Speed	Sect-3	Speed	Laptime Pit	Lap	Sect-1	Speed	Sect-2	Speed	Sect-3	Speed	Laptime Pit
1		99.2	45.471	81.3	24.014	128.0	1:48.167	7	32.555	102.3	44.839	78.4	23.676	128.2	1:41.070
2	32.413	100.6	44.741	83.2	23.743	127.0	1:40.897	8	32.370	105.0	44.415	82.4	23.652	129.0	1:40.437
3	32.491	102.3	44.890	82.0	23.970	126.6	1:41.351	9	32.052	101.9	45.616	82.3	23.680	129.0	1:41.348
4	32.074	104.4	44.579	84.4	25.601	127.0	1:42.254	10	32.140	103.1	44.344	82.1	23.687	128.5	1:40.171
5	31.905	104.2	44.412	79.4	23.754	127.3	1:40.071	11	32.120	104.9	47.022	84.4	24.779	125.1	1:43.921
6	32.158	105.2	44.517	88.6	24.137	128.2	1:40.812	12	32.556	99.8	46.113	80.0	24.307	115.1	1:42.976

24 Charles McCabe (7B)								Lotus 18							
Lap	Sect-1	Speed	Sect-2	Speed	Sect-3	Speed	Laptime Pit	Lap	Sect-1	Speed	Sect-2	Speed	Sect-3	Speed	Laptime Pit
1		82.7	50.112	73.0	25.899	102.6	2:01.300	7	33.753	97.2	48.354	79.9	24.981	123.5	1:47.088
2	35.647	91.1	49.037	81.3	26.746	100.5	1:51.430	8	33.965	89.8	49.149	76.2	24.885	123.3	1:47.999
3	35.985	90.3	49.032	74.6	25.843	117.1	1:50.860	9	33.983	88.7	48.956	78.4	25.141	117.3	1:48.080
4	34.548	91.9	49.260	76.7	25.677	122.9	1:49.485	10	34.885	87.6	47.046	83.7	25.167	125.6	1:47.098
5	33.885	86.0	48.091	81.6	24.777	121.3	1:46.753	11	34.491	96.1	47.742	79.9	24.580	125.4	1:46.813
6	34.285	98.3	48.825	81.7	24.556	124.9	1:47.666	12	34.071	98.6	47.978	80.5	25.328	115.5	1:47.377

27 Steve Hart (9)								Cooper T51							
Lap	Sect-1	Speed	Sect-2	Speed	Sect-3	Speed	Laptime Pit	Lap	Sect-1	Speed	Sect-2	Speed	Sect-3	Speed	Laptime Pit
1		86.0	49.533	68.6	26.272	116.9	2:02.119	7	33.907	91.6	47.724	77.5	25.233	117.9	1:46.864
2	35.289	90.0	49.137	69.9	26.345	108.9	1:50.771	8	33.847	92.9	47.580	76.1	25.416	116.1	1:46.843
3	35.229	92.2	48.981	70.5	25.815	116.9	1:50.025	9	33.781	90.3	47.605	73.7	25.247	116.3	1:46.633
4	34.478	90.9	47.812	75.6	25.752	115.5	1:48.042	10	33.424	91.5	47.637	72.8	25.525	115.7	1:46.586
5	34.152	92.7	47.689	76.8	25.363	115.5	1:47.204	11	33.594	94.6	47.750	76.6	25.269	116.1	1:46.613
6	34.081	94.8	47.993	78.2	25.792	114.9	1:47.866	12	33.730	93.6	47.672	73.2	25.530	109.1	1:46.932



Session Start: 16:36:36 - Finish: 16:56:54

Weather/Track Conditions: Sunny / Dry

Circuit: Brands Hatch Grand Prix Circuit

Track Length: 3.916 Km - 2.4330 miles

Printed: 30-06-2018 - 17:03

Legends of Brands Hatch Superprix - 30 Jun - 1 Jul 2018

HGPCA Pre '66 supported by Supagard and Dunlop Tyres

Race 6 - Sector Analysis

32 Bernardo Hartogs (10)								Lotus 18/21							
lap	Sect-1	Speed	Sect-2	Speed	Sect-3	Speed	Laptime Pit	lap	Sect-1	Speed	Sect-2	Speed	Sect-3	Speed	Laptime Pit
1		81.7	54.981	74.9	26.900	106.2	2:08.738	7	33.548	90.3	50.229	82.3	25.949	109.8	1:49.726
2	35.855	89.7	51.880	79.6	27.206	107.2	1:54.941	8	34.175	86.1	51.005	75.1	26.396	105.7	1:51.576
3	37.648	84.9	51.920	73.4	26.827	109.5	1:56.395	9	34.363	87.7	51.156	80.0	26.439	109.5	1:51.958
4	35.610	90.7	52.095	80.0	26.712	103.1	1:54.417	10	34.685	87.2	50.983	79.4	26.020	109.7	1:51.688
5	36.403	82.1	51.643	83.1	26.543	108.4	1:54.589	11	35.232	88.1	51.463	81.5	26.384	108.1	1:53.079
6	35.427	83.1	50.623	81.7	26.069	109.7	1:52.119	12							

36 Chris Drake (10)								Cooper T71/73							
lap	Sect-1	Speed	Sect-2	Speed	Sect-3	Speed	Laptime Pit	lap	Sect-1	Speed	Sect-2	Speed	Sect-3	Speed	Laptime Pit
1		95.0	46.909	80.2	24.349	119.0	1:51.344	7	32.364	95.9	46.464	85.0	24.486	117.5	1:43.314
2	32.305	94.2	47.499	77.4	25.071	110.7	1:44.875	8	32.284	96.3	46.696	82.6	24.574	114.9	1:43.554
3	32.703	94.2	46.946	80.6	24.684	116.3	1:44.333	9	32.759	95.5	46.757	83.2	24.522	116.5	1:44.038
4	32.281	92.2	47.417	83.7	24.267	116.3	1:43.965	10	32.372	96.5	46.515	85.0	24.810	117.5	1:43.697
5	32.174	94.7	46.727	82.2	24.470	117.1	1:43.371	11	33.818	94.2	47.002	83.9	24.670	116.7	1:45.490
6	32.419	96.2	47.066	83.3	24.454	116.5	1:43.939	12	32.351	94.3	48.012	85.0	25.026	113.0	1:45.389

37 Eddy Perk (10)								Heron F1							
lap	Sect-1	Speed	Sect-2	Speed	Sect-3	Speed	Laptime Pit	lap	Sect-1	Speed	Sect-2	Speed	Sect-3	Speed	Laptime Pit
1		83.6	49.341	75.7	25.323	117.9	1:57.535	7	32.610	96.6	46.985	77.6	24.970	118.5	1:44.565
2	33.408	94.2	47.559	81.0	25.665	115.7	1:46.632	8	33.354	92.7	47.544	74.1	25.668	115.9	1:46.566
3	34.066	94.8	47.964	73.1	26.058	114.3	1:48.088	9	33.373	94.4	47.182	74.8	25.762	114.9	1:46.317
4	34.144	90.9	48.289	71.5	25.736	115.5	1:48.169	10	33.412	95.9	46.889	77.6	25.047	116.9	1:45.348
5	33.689	93.4	47.335	77.0	25.235	115.3	1:46.259	11	33.072	96.7	47.103	81.2	25.089	115.5	1:45.264
6	33.141	97.9	47.348	77.7	25.248	116.1	1:45.737	12	33.058	95.9	47.652	72.0	26.016	112.8	1:46.726

43 Tania Pilkington (9)								Cooper T43							
lap	Sect-1	Speed	Sect-2	Speed	Sect-3	Speed	Laptime Pit	lap	Sect-1	Speed	Sect-2	Speed	Sect-3	Speed	Laptime Pit
1		80.6	54.212	72.2	27.737	106.7	2:12.639	7	36.626	85.2	52.597	75.5	28.013	101.7	1:57.236
2	36.524	80.5	52.629	73.3	27.694	105.7	1:56.847	8	36.612	84.9	52.986	75.6	27.392	104.2	1:56.990
3	36.663	86.7	53.125	70.7	28.177	104.2	1:57.965	9	36.290	76.7	52.346	74.1	28.223	101.4	1:56.859
4	36.624	80.0	52.532	71.6	28.189	102.5	1:57.345	10	37.762	85.9	51.334	73.0	28.035	101.9	1:57.131
5	36.988	80.7	52.868	72.3	28.213	101.4	1:58.069	11	36.429	83.5	51.148	76.4	27.558	102.8	1:55.135
6	37.582	83.0	53.843	64.9	27.875	104.7	1:59.300	12							

47 Brian Jolliffe (9)								Cooper T45							
lap	Sect-1	Speed	Sect-2	Speed	Sect-3	Speed	Laptime Pit	lap	Sect-1	Speed	Sect-2	Speed	Sect-3	Speed	Laptime Pit
1		83.5	53.699	69.5	28.079	100.8	2:10.404	7	35.080	87.7	50.817	74.0	28.804	105.2	1:54.701
2	38.376	82.0	50.762	75.4	27.153	109.5	1:56.291	8	36.064	88.7	49.796	76.6	27.292	107.9	1:53.152
3	35.793	87.8	50.439	69.6	27.796	103.0	1:54.028	9	35.746	85.4	50.452	75.6	27.449	105.7	1:53.647
4	36.517	87.0	51.945	73.8	27.049	108.6	1:55.511	10	36.857	84.3	50.502	72.7	26.936	108.4	1:54.295
5	35.690	84.7	50.062	73.4	26.402	108.1	1:52.154	11	35.592	86.1	49.915	72.0	26.740	103.3	1:52.247
6	36.564	79.7	51.481	73.3	26.540	110.6	1:54.585	12							

49 Andrew Beaumont (12)								Lotus 18							
lap	Sect-1	Speed	Sect-2	Speed	Sect-3	Speed	Laptime Pit	lap	Sect-1	Speed	Sect-2	Speed	Sect-3	Speed	Laptime Pit
1		95.6	46.386	76.2	24.156	124.0	1:49.753	2	32.517	99.2	46.417	79.8	25.003	118.1	1:43.937

73 Tom Dark (7B)								Cooper T51							
lap	Sect-1	Speed	Sect-2	Speed	Sect-3	Speed	Laptime Pit	lap	Sect-1	Speed	Sect-2	Speed	Sect-3	Speed	Laptime Pit
1		84.2	48.340	79.1	24.946	122.0	1:55.287	4	33.291	95.1	46.810	81.3	24.260	120.7	1:44.361
2	33.343	94.0	47.415	81.9	24.255	123.1	1:45.013	5	33.711	95.0	47.224	78.3	24.137	124.2	1:45.072
3	33.284	94.0	47.435	87.1	24.575	120.2	1:45.294	6	33.517	96.9	46.600	81.3	31.678	41.3	1:51.795



Legends of Brands Hatch Superprix - 30 Jun - 1 Jul 2018

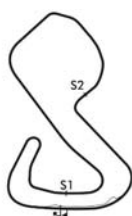
HGPCA Pre '66 supported by Supagard and Dunlop Tyres

Race 6 - Sector Analysis

77 Malcolm Cook (10)								Brabham BT10							
Lap	Sect-1	Speed	Sect-2	Speed	Sect-3	Speed	Laptime Pit	Lap	Sect-1	Speed	Sect-2	Speed	Sect-3	Speed	Laptime Pit
1		81.2	54.089	69.2	27.496	110.6	2:10.860	7	35.024	87.2	48.739	72.0	26.187	109.5	1:49.950
2	37.051	80.3	49.748	72.3	26.248	109.7	1:53.047	8	35.626	86.9	49.949	74.0	27.106	106.7	1:52.681
3	36.378	84.2	50.784	73.5	26.090	108.9	1:53.252	9	35.666	87.4	51.138	78.9	26.290	110.6	1:53.094
4	35.779	88.2	49.627	72.5	26.481	108.6	1:51.887	10	34.615	90.7	48.846	76.8	25.893	109.8	1:49.354
5	35.723	85.0	49.595	72.0	26.680	107.0	1:51.998	11	34.048	92.4	48.622	76.8	25.699	109.3	1:48.369
6	35.750	80.0	49.781	73.0	26.341	108.2	1:51.872	12							

80 Nick Taylor (10)								Lotus 18							
Lap	Sect-1	Speed	Sect-2	Speed	Sect-3	Speed	Laptime Pit	Lap	Sect-1	Speed	Sect-2	Speed	Sect-3	Speed	Laptime Pit
1		84.8	49.868	77.7	26.389	113.2	2:01.114	7	33.125	95.8	47.084	81.2	25.140	113.9	1:45.349
2	34.182	96.1	47.946	74.3	25.651	112.6	1:47.779	8	33.027	95.8	46.873	81.4	24.991	116.3	1:44.891
3	33.364	93.9	47.675	75.3	25.638	112.4	1:46.677	9	33.367	93.4	47.090	78.4	26.046	113.7	1:46.503
4	33.242	93.8	47.412	77.8	25.433	112.0	1:46.087	10	33.408	94.7	46.856	78.7	25.201	113.9	1:45.465
5	33.500	93.9	47.387	79.9	25.429	111.5	1:46.316	11	33.402	96.2	46.793	79.6	25.255	111.8	1:45.450
6	33.148	95.8	47.163	79.0	25.365	114.3	1:45.676	12	32.878	95.9	47.036	78.8	26.257	112.8	1:46.171

99 John Evans (12)								Brabham BT4							
Lap	Sect-1	Speed	Sect-2	Speed	Sect-3	Speed	Laptime Pit	Lap	Sect-1	Speed	Sect-2	Speed	Sect-3	Speed	Laptime Pit
1		82.4	49.262	74.7	25.033	125.1	1:58.116	7	33.518	96.2	47.737	78.5	24.601	127.3	1:45.856
2	33.469	94.3	47.755	76.8	24.984	114.1	1:46.208	8	33.899	94.6	47.608	72.5	24.906	125.8	1:46.413
3	34.448	89.2	48.138	74.7	25.425	122.0	1:48.011	9	32.977	93.5	46.986	77.9	24.777	124.9	1:44.740
4	33.634	93.8	48.304	70.4	24.774	128.7	1:46.712	10	33.869	93.4	46.812	78.0	24.739	121.5	1:45.420
5	33.578	91.2	47.918	74.6	24.203	126.8	1:45.699	11	33.180	91.7	47.207	74.0	24.881	124.9	1:45.268
6	33.379	96.1	47.326	80.2	24.633	120.9	1:45.338	12	34.623	90.1	47.524	76.9	24.551	120.7	1:46.698



Legends of Brands Hatch Superprix - 30 Jun - 1 Jul 2018

HGPCA Pre '66 supported by Supagard and Dunlop Tyres

Race 6 - Best Sector Times

	SECTOR 1			SECTOR 2			SECTOR 3			IDEAL / BEST LAP COMPARISON					
	NO	TIME	LAP	NO	TIME	LAP	NO	TIME	LAP	NO	NAME	BEST	IN	IDEAL	DIFF
1	11	31.668	11	22	44.344	10	11	23.372	10	22	Peter Horsman	1:40.071	5	1:39.901	+0.170
2	22	31.905	5	11	44.414	10	22	23.652	8	11	Jon Fairley	1:40.209	5	1:39.454	+0.755
3	36	32.174	5	10	46.228	12	73	24.137	5	12	Rudi Friedrichs	1:43.121	8		+
4	10	32.393	12	9	46.330	6	49	24.156	1	36	Chris Drake	1:43.314	7	1:42.905	+0.409
5	49	32.517	2	49	46.386	1	99	24.203	5	10	James Denty	1:43.314	12	1:43.314	+0.000
6	37	32.610	7	36	46.464	7	36	24.267	4	49	Andrew Beaumont	1:43.937	2	1:43.059	+0.878
7	9	32.749	6	73	46.600	6	24	24.556	6	9	Mark Daniell	1:44.055	11	1:43.764	+0.291
8	80	32.878	12	80	46.793	11	9	24.685	10	73	Tom Dark	1:44.361	4	1:44.021	+0.340
9	99	32.977	9	99	46.812	10	10	24.693	12	3	Sam Wilson	1:44.384	2		+
10	73	33.284	3	37	46.889	10	37	24.970	7	37	Eddy Perk	1:44.565	7	1:44.469	+0.096
11	27	33.424	10	24	47.046	10	80	24.991	8	99	John Evans	1:44.740	9	1:43.992	+0.748
12	32	33.548	7	27	47.580	8	27	25.233	7	80	Nick Taylor	1:44.891	8	1:44.662	+0.229
13	5	33.702	10	5	48.179	11	17	25.464	11	27	Steve Hart	1:46.586	10	1:46.237	+0.349
14	24	33.753	7	17	48.519	11	5	25.617	11	24	Charles McCabe	1:46.753	5	1:45.355	+1.398
15	17	33.900	11	7	48.522	9	18	25.642	9	17	Alan Baillie	1:47.883	11	1:47.883	+0.000
16	77	34.048	11	77	48.622	11	7	25.664	9	5	Tony Smith	1:47.929	10	1:47.498	+0.431
17	18	34.068	10	18	49.197	9	77	25.699	11	77	Malcolm Cook	1:48.369	11	1:48.369	+0.000
18	7	34.310	10	47	49.796	8	32	25.949	7	7	Paul Griffin	1:49.062	8	1:48.496	+0.566
19	47	35.080	7	8	49.896	4	8	26.050	9	18	Philippe Bonny	1:49.226	10	1:48.907	+0.319
20	8	35.466	7	32	50.229	7	6	26.361	2	32	Bernardo Hartogs	1:49.726	7	1:49.726	+0.000
21	6	35.924	2	6	51.001	4	47	26.402	5	8	Tony Ditheridge	1:51.892	3	1:51.412	+0.480
22	43	36.290	9	43	51.148	11	43	27.392	8	47	Brian Jolliffe	1:52.154	5	1:51.278	+0.876
23	3			3			3			6	Chris Helliwell	1:53.478	2	1:53.286	+0.192
24	12			12			12			43	Tania Pilkington	1:55.135	11	1:54.830	+0.305



Session Start: 16:36:36 - Finish: 16:56:54
Weather/Track Conditions: Sunny / Dry
Circuit: Brands Hatch Grand Prix Circuit
Track Length: 3.916 Km - 2.4330 miles

Printed: 30-06-2018 - 17:03



Legends of Brands Hatch Superprix - 30 Jun - 1 Jul 2018

HGPCA Pre '66 supported by Supagard and Dunlop Tyres

Race 6 - Best Sector Speeds

	NO	SECTOR 1	MPH	NO	SECTOR 2	MPH	NO	SECTOR 3	MPH
1	11	Jon Fairley	105.9	11	Jon Fairley	91.0	22	Peter Horsman	129.0
2	22	Peter Horsman	105.2	22	Peter Horsman	88.6	99	John Evans	128.7
3	49	Andrew Beaumont	101.1	10	James Denty	87.1	11	Jon Fairley	127.8
4	24	Charles McCabe	98.6	73	Tom Dark	87.1	24	Charles McCabe	125.6
5	37	Eddy Perk	97.9	9	Mark Daniell	85.5	73	Tom Dark	124.2
6	18	Philippe Bonny	97.6	36	Chris Drake	85.0	49	Andrew Beaumont	124.0
7	7	Paul Griffin	97.0	7	Paul Griffin	83.7	9	Mark Daniell	121.3
8	73	Tom Dark	96.9	24	Charles McCabe	83.7	5	Tony Smith	119.4
9	5	Tony Smith	96.5	17	Alan Baillie	83.2	36	Chris Drake	119.0
10	36	Chris Drake	96.5	32	Bernardo Hartogs	83.1	37	Eddy Perk	118.5
11	80	Nick Taylor	96.2	18	Philippe Bonny	81.8	7	Paul Griffin	118.3
12	99	John Evans	96.2	80	Nick Taylor	81.4	27	Steve Hart	117.9
13	10	James Denty	95.1	37	Eddy Perk	81.2	10	James Denty	116.9
14	27	Steve Hart	94.8	99	John Evans	80.2	80	Nick Taylor	116.3
15	9	Mark Daniell	94.7	49	Andrew Beaumont	79.8	8	Tony Ditheridge	116.1
16	17	Alan Baillie	92.6	77	Malcolm Cook	78.9	17	Alan Baillie	116.1
17	77	Malcolm Cook	92.4	8	Tony Ditheridge	78.2	18	Philippe Bonny	116.1
18	8	Tony Ditheridge	91.5	27	Steve Hart	78.2	6	Chris Helliwell	111.3
19	32	Bernardo Hartogs	90.7	5	Tony Smith	77.9	47	Brian Jolliffe	110.6
20	6	Chris Helliwell	89.8	47	Brian Jolliffe	76.6	77	Malcolm Cook	110.6
21	47	Brian Jolliffe	88.7	43	Tania Pilkington	76.4	32	Bernardo Hartogs	109.8
22	43	Tania Pilkington	86.7	6	Chris Helliwell	72.6	43	Tania Pilkington	106.7
23	3	Sam Wilson	0.0	3	Sam Wilson	0.0	3	Sam Wilson	0.0
24	12	Rudi Friedrichs	0.0	12	Rudi Friedrichs	0.0	12	Rudi Friedrichs	0.0



Session Start: 16:36:36 - Finish: 16:56:54
Weather/Track Conditions: Sunny / Dry
Circuit: Brands Hatch Grand Prix Circuit
Track Length: 3.916 Km - 2.4330 miles



Printed: 30-06-2018 - 17:03

Legends of Brands Hatch Superprix - 30 Jun - 1 Jul 2018

HGPCA Pre '66 supported by Supagard and Dunlop Tyres

Race 6 - Lap Chart

Lap 1			Lap 2			Lap 3			Lap 4			Lap 5			Lap 6		
NO	Behind	Laptime	NO	Behind	Laptime	NO	Behind	Laptime	NO	Behind	Laptime	NO	Behind	Laptime	NO	Behind	Laptime
11		1:47.208	11		1:41.277	11		1:40.923	11		1:41.398	11		1:40.209	11		1:40.383
22	0.959	1:48.167	22	0.579	1:40.897	22	1.007	1:41.351	22	1.863	1:42.254	22	1.725	1:40.071	3	1 LAP	1:45.621
49	2.545	1:49.753	49	5.205	1:43.937	36	11.144	1:44.333	36	13.711	1:43.965	36	16.873	1:43.371	22	2.154	1:40.812
36	4.136	1:51.344	36	7.734	1:44.875	12	12.340	1:44.355	12	16.387	1:45.445	12	21.310	1:45.132	36	20.429	1:43.939
3	4.952	1:52.160	3	8.059	1:44.384	73	16.186	1:45.294	73	19.149	1:44.361	73	24.012	1:45.072	12	25.187	1:44.260
12	5.852	1:53.060	12	8.908	1:44.333	9	18.025	1:45.448	9	21.916	1:45.289	9	27.867	1:46.160	9	31.596	1:44.112
73	8.079	1:55.287	73	11.815	1:45.013	10	18.525	1:45.662	10	22.372	1:45.245	10	27.884	1:45.721	10	31.932	1:44.431
9	9.079	1:56.287	9	13.500	1:45.698	37	22.847	1:48.088	99	28.241	1:46.712	99	33.731	1:45.699	73	35.424	1:51.795
10	9.349	1:56.557	10	13.786	1:45.714	99	22.927	1:48.011	37	29.618	1:48.169	37	35.668	1:46.259	99	38.686	1:45.338
37	10.327	1:57.535	37	15.682	1:46.632	80	26.162	1:46.677	80	30.851	1:46.087	80	36.958	1:46.316	37	41.022	1:45.737
99	10.908	1:58.116	99	15.839	1:46.208	27	33.507	1:50.025	27	40.151	1:48.042	27	47.146	1:47.204	80	42.251	1:45.676
80	13.906	2:01.114	80	20.408	1:47.779	5	33.774	1:50.673	24	42.269	1:49.485	24	48.813	1:46.753	27	54.629	1:47.866
24	14.092	2:01.300	5	24.024	1:50.796	24	34.182	1:50.860	5	42.426	1:50.050	5	52.750	1:50.533	24	56.096	1:47.666
5	14.505	2:01.713	24	24.245	1:51.430	17	41.994	1:51.808	17	51.081	1:50.485	17	1:02.574	1:51.702	5	1:02.568	1:50.201
27	14.911	2:02.119	27	24.405	1:50.771	7	43.093	1:53.332	7	52.960	1:51.265	7	1:03.479	1:50.728	17	1:11.432	1:49.241
7	19.174	2:06.382	7	30.684	1:52.787	8	43.406	1:51.892	8	53.924	1:51.916	8	1:05.983	1:52.268	7	1:12.584	1:49.488
8	19.722	2:06.930	17	31.109	1:52.140	77	47.751	1:53.252	77	58.240	1:51.887	77	1:10.029	1:51.998	8	1:18.502	1:52.902
17	20.246	2:07.454	8	32.437	1:53.992	6	49.431	1:55.183	6	1:02.175	1:54.142	6	1:16.189	1:54.223	77	1:21.518	1:51.872
32	21.530	2:08.738	6	35.171	1:53.478	32	50.666	1:56.395	32	1:03.685	1:54.417	18	1:16.325	1:51.945	18	1:27.178	1:51.236
6	22.970	2:10.178	32	35.194	1:54.941	18	51.270	1:53.047	18	1:04.589	1:54.717	47	1:17.373	1:52.154	32	1:29.801	1:52.119
47	23.196	2:10.404	77	35.422	1:53.047	47	51.315	1:54.028	47	1:05.428	1:55.511	32	1:18.065	1:54.589	47	1:31.575	1:54.585
77	23.652	2:10.860	47	38.210	1:56.291	43	58.043	1:57.965	43	1:13.990	1:57.345	43	1:31.850	1:58.069			
43	25.431	2:12.639	18	39.146	1:54.659	3	1:26.742	2:59.606	3	1:36.676	1:51.332						
18	25.764	2:12.972	43	41.001	1:56.847												

Session Start: 16:36:36 - Finish: 16:56:54
Weather/Track Conditions: Sunny / Dry
Circuit: Brands Hatch Grand Prix Circuit
Track Length: 3.916 Km - 2.4330 miles
Printed: 30-06-2018 - 17:04

Legends of Brands Hatch Superprix - 30 Jun - 1 Jul 2018

HGPCA Pre '66 supported by Supagard and Dunlop Tyres

Race 6 - Lap Chart

Lap 7			Lap 8			Lap 9			Lap 10			Lap 11			Lap 12		
NO	Behind	Laptime	NO	Behind	Laptime	NO	Behind	Laptime	NO	Behind	Laptime	NO	Behind	Laptime	NO	Behind	Laptime
11		1:40.512	11		1:41.545	11		1:41.855	11		1:40.209	11		1:40.512	11		1:41.265
22	2.712	1:41.070	22	1.604	1:40.437	77	1 LAP	1:52.681	22	1.059	1:40.171	22	4.468	1:43.921	22	6.179	1:42.976
3	1 LAP	1:46.294	47	1 LAP	1:54.701	22	1.097	1:41.348	8	1 LAP	1:52.768	17	1 LAP	1:50.162	17	1 LAP	1:47.883
43	1 LAP	1:59.300	36	25.240	1:43.554	18	1 LAP	1:50.093	18	1 LAP	1:49.252	7	1 LAP	1:50.408	7	1 LAP	1:49.209
36	23.231	1:43.314	43	1 LAP	1:57.236	32	1 LAP	1:51.576	77	1 LAP	1:53.094	18	1 LAP	1:49.226	77	1 LAP	1:48.369
12	28.370	1:43.695	12	29.946	1:43.121	47	1 LAP	1:53.152	32	1 LAP	1:51.958	77	1 LAP	1:49.354	18	1 LAP	1:51.070
9	37.641	1:46.557	9	41.322	1:45.226	36	27.423	1:44.038	47	1 LAP	1:53.647	8	1 LAP	1:53.342	3	3 LAPS	2:29.280
10	37.922	1:46.502	10	42.218	1:45.841	12	36.633	1:48.542	36	30.911	1:43.697	32	1 LAP	1:51.688	8	1 LAP	1:52.035
99	44.030	1:45.856	99	48.898	1:46.413	43	1 LAP	1:56.990	12	39.766	1:43.342	36	35.889	1:45.490	36	40.013	1:45.389
37	45.075	1:44.565	37	50.096	1:46.566	9	44.310	1:44.843	10	48.606	1:44.185	47	1 LAP	1:54.295	32	1 LAP	1:53.079
80	47.088	1:45.349	80	50.434	1:44.891	10	44.630	1:44.267	9	49.367	1:45.266	12	43.968	1:44.714	12	46.520	1:43.817
27	1:00.981	1:46.864	27	1:06.279	1:46.843	99	51.783	1:44.740	99	56.994	1:45.420	10	52.029	1:43.935	47	1 LAP	1:52.247
24	1:02.672	1:47.088	24	1:09.126	1:47.999	37	54.558	1:46.317	43	1 LAP	1:56.859	9	52.910	1:44.055	10	54.078	1:43.314
5	1:11.531	1:49.475	5	1:18.996	1:49.010	80	55.082	1:46.503	37	59.697	1:45.348	99	1:01.750	1:45.268	9	55.803	1:44.158
17	1:19.904	1:48.984	17	1:28.570	1:50.211	3	2 LAPS	4:26.048	80	1:00.338	1:45.465	37	1:04.449	1:45.264	99	1:07.183	1:46.698
7	1:21.887	1:49.815	7	1:29.404	1:49.062	27	1:11.057	1:46.633	27	1:17.434	1:46.586	80	1:05.276	1:45.450	37	1:09.910	1:46.726
8	1:30.445	1:52.455	8	1:40.940	1:52.040	24	1:15.351	1:48.080	24	1:22.240	1:47.098	43	1 LAP	1:57.131	80	1:10.182	1:46.171
77	1:30.956	1:49.950				5	1:25.951	1:48.810	3	2 LAPS	1:55.583	27	1:23.535	1:46.613	43	1 LAP	1:55.135
18	1:36.453	1:49.787				17	1:36.394	1:49.679	5	1:33.671	1:47.929	24	1:28.541	1:46.813	27	1:29.202	1:46.932
32	1:39.015	1:49.726				7	1:36.663	1:49.114				5	1:41.109	1:47.950	24	1:34.653	1:47.377
															5	1:52.321	1:52.477

Session Start: 16:36:36 - Finish: 16:56:54
Weather/Track Conditions: Sunny / Dry
Circuit: Brands Hatch Grand Prix Circuit
Track Length: 3.916 Km - 2.4330 miles
Printed: 30-06-2018 - 17:04

Legends of Brands Hatch Superprix - 30 Jun - 1 Jul 2018

HGPCA Pre '66 supported by Supagard and Dunlop Tyres
Race 13 - Starting Grid

Sheet No:

Start Time : 14:35 - Heat Duration : 20 Minutes

12			
	23	6 Chris Helliwell	24
			49 Andrew Beaumont
11	21	3 Sam Wilson	22
			73 Tom Dark
10	19	47 Brian Jolliffe	20
			43 Tania Pilkington
9	17	8 Tony Ditheridge	18
			32 Bernardo Hartogs
8	15	77 Malcolm Cook	16
			18 Philippe Bonny
7	13	17 Alan Baillie	14
			7 Paul Griffin
6	11	24 Charles McCabe	12
			5 Tony Smith
5	9	80 Nick Taylor	10
			27 Steve Hart
4	7	99 John Evans	8
			37 Eddy Perk
3	5	10 James Denty	6
			9 Mark Daniell
2	3	36 Chris Drake	4
			12 Rudi Friedrichs
1	1	11 Jon Fairley	2
			22 Peter Horsman

Pole Right

ROW



*Circuit: Brands Hatch Grand Prix Circuit
Track Length: 3.916 Km - 2.4330 miles*

These results are provisional until the conclusion of any judicial and technical matters.

Clerk of the Course:

Timekeeper:

Issued at:

Nick Palmer



Printed : 30-06-2018 - 17:02

Results: www.mstworld.com . Live Timing: <https://live.timing.getraceresults.com/mst> . Email: timing@mstworld.com

Legends of Brands Hatch Superprix - 30 Jun - 1 Jul 2018

HGPCA Pre '66 supported by Supagard and Dunlop Tyres

Race 13 - Sector Analysis

3 Sam Wilson (11)							Lotus 24										
Lap	Sect-1	Speed	Sect-2	Speed	Sect-3	Speed	Laptime	Pit	Lap	Sect-1	Speed	Sect-2	Speed	Sect-3	Speed	Laptime	Pit
1		94.8	50.112	81.6	25.039	117.3	2:02.582		7	34.270	92.1	49.312	76.8	26.847	111.3	1:50.429	
2	32.704	98.9	47.159	83.9	24.643	120.0	1:44.506		8	33.962	93.4	48.481	82.0	25.949	110.6	1:48.392	
3	33.489	99.0	48.647	82.5	25.594	117.5	1:47.730		9	33.570	89.9	50.723	71.0	27.328	106.0	1:51.621	
4	34.282	96.1	47.790	78.7	26.300	116.3	1:48.372		10	35.221	87.8	50.379	70.8	27.827	99.0	1:53.427	
5	34.238	96.9	48.866	80.8	26.171	114.7	1:49.275		11	35.735	83.7	51.267	74.5	27.917	97.3	1:54.919	
6	34.327	96.1	48.724	81.3	26.610	111.3	1:49.661		12								

5 Tony Smith (7B)							Cooper T51										
Lap	Sect-1	Speed	Sect-2	Speed	Sect-3	Speed	Laptime	Pit	Lap	Sect-1	Speed	Sect-2	Speed	Sect-3	Speed	Laptime	Pit
1		88.0	52.567	70.9	26.761	116.9	2:06.082		7	35.694	89.2	50.890	73.4	27.205	117.5	1:53.789	
2	34.990	91.5	49.434	73.0	26.774	110.9	1:51.198		8	35.336	89.1	50.458	72.7	26.790	118.3	1:52.584	
3	35.538	92.0	50.248	71.0	27.269	113.9	1:53.055		9	35.805	91.2	49.792	70.8	26.869	116.5	1:52.466	
4	36.801	89.8	51.628	70.0	27.379	116.7	1:55.808		10	36.337	75.6	49.498	70.7	26.225	119.8	1:52.060	
5	36.177	85.9	51.050	70.5	27.617	116.3	1:54.844		11	34.813	91.5	49.800	68.2	26.842	116.1	1:51.455	
6	36.480	88.8	51.028	70.5	27.459	116.5	1:54.967		12	35.520	92.9	49.767	71.6	26.218	116.3	1:51.505	

6 Chris Helliwell (10)							Cooper T75										
Lap	Sect-1	Speed	Sect-2	Speed	Sect-3	Speed	Laptime	Pit	Lap	Sect-1	Speed	Sect-2	Speed	Sect-3	Speed	Laptime	Pit
1		85.4	52.073	71.8	26.652	111.8	2:06.646		3	35.794	83.9	50.631	71.6	27.031	110.9	1:53.456	
2	34.939	83.7	50.683	73.8	26.515	110.2	1:52.137		4	36.594	83.4	51.639	72.5	27.338	109.5	1:55.571	

7 Paul Griffin (7B)							Cooper T51										
Lap	Sect-1	Speed	Sect-2	Speed	Sect-3	Speed	Laptime	Pit	Lap	Sect-1	Speed	Sect-2	Speed	Sect-3	Speed	Laptime	Pit
1		86.5	51.004	77.2	26.265	114.7	2:02.958		7	36.217	91.6	50.466	78.7	26.937	118.1	1:53.620	
2	35.774	92.4	51.092	78.7	26.244	118.1	1:53.110		8	35.515	93.6	50.457	77.1	26.805	117.3	1:52.777	
3	37.708	93.5	50.559	74.4	27.414	114.5	1:55.681		9	36.522	91.0	50.078	81.0	26.558	117.7	1:53.158	
4	36.609	93.3	51.087	74.9	27.590	117.9	1:55.286		10	35.546	84.8	50.801	79.3	26.329	119.4	1:52.676	
5	36.344	91.6	50.829	76.9	27.404	117.9	1:54.577		11	35.302	95.8	49.371	80.7	26.758	118.3	1:51.431	
6	36.758	92.1	51.028	77.1	27.205	117.7	1:54.991		12	35.506	94.4	49.463	81.0	26.812	110.6	1:51.781	

8 Tony Ditheridge (9)							Cooper T45										
Lap	Sect-1	Speed	Sect-2	Speed	Sect-3	Speed	Laptime	Pit	Lap	Sect-1	Speed	Sect-2	Speed	Sect-3	Speed	Laptime	Pit
1		82.4	51.578	70.8	26.749	106.9	2:07.079		7	36.139	88.1	51.332	70.8	27.046	112.4	1:54.517	
2	36.763	82.1	51.712	74.6	26.358	114.5	1:54.833		8	36.467	77.8	52.313	70.7	26.962	112.0	1:55.742	
3	36.243	83.6	51.070	76.4	27.104	99.5	1:54.417		9	37.197	85.3	50.660	72.0	26.566	113.3	1:54.423	
4	37.508	75.1	52.151	78.8	26.976	111.5	1:56.635		10	36.643	87.9	50.454	73.3	27.319	113.7	1:54.416	
5	35.823	89.7	52.341	64.7	28.272	112.8	1:56.436		11	35.960	87.9	51.186	72.8	26.801	113.2	1:53.947	
6	36.435	84.3	50.859	72.0	27.033	113.5	1:54.327		12	36.363	83.6	51.570	70.8	27.415	103.0	1:55.348	

9 Mark Daniell (9)							Cooper T45										
Lap	Sect-1	Speed	Sect-2	Speed	Sect-3	Speed	Laptime	Pit	Lap	Sect-1	Speed	Sect-2	Speed	Sect-3	Speed	Laptime	Pit
1		91.6	47.921	78.2	25.079	120.9	1:52.955		7	34.088	93.6	47.957	79.6	25.601	120.9	1:47.646	
2	33.241	86.9	47.250	79.1	25.105	120.4	1:45.596		8	33.651	87.1	48.152	80.8	26.268	121.5	1:48.071	
3	33.596	91.6	47.485	78.6	25.018	120.9	1:46.099		9	34.035	86.0	47.808	77.6	25.429	121.1	1:47.272	
4	33.023	95.5	47.390	81.1	25.056	120.4	1:45.469		10	33.524	90.6	47.508	79.5	25.245	121.8	1:46.277	
5	33.871	94.4	47.581	78.4	25.619	120.7	1:47.071		11	33.991	90.1	48.568	73.8	25.615	119.4	1:48.174	
6	33.534	93.3	48.879	80.9	26.516	121.1	1:48.929		12	34.434	88.0	47.789	77.7	25.388	115.7	1:47.611	

10 James Denty (10)							Lotus 32										
Lap	Sect-1	Speed	Sect-2	Speed	Sect-3	Speed	Laptime	Pit	Lap	Sect-1	Speed	Sect-2	Speed	Sect-3	Speed	Laptime	Pit
1		87.0	47.465	80.1	25.179	111.7	1:54.300		7	34.608	85.9	49.271	76.7	26.608	111.1	1:50.487	
2	32.757	89.5	46.772	79.5	25.129	114.1	1:44.658		8	34.101	87.7	48.530	75.9	26.192	111.5	1:48.823	
3	33.192	88.8	47.937	77.1	25.319	113.5	1:46.448		9	33.952	87.9	49.070	76.8	26.126	111.5	1:49.148	
4	33.897	91.0	47.969	75.9	27.199	112.2	1:49.065		10	34.458	87.8	48.114	78.9	26.259	111.5	1:48.831	
5	35.297	88.8	52.392	73.8	27.410	111.3	1:55.099		11	33.986	86.1	48.378	75.2	26.155	112.0	1:48.519	
6	34.645	87.9	49.847	75.1	27.101	110.9	1:51.593		12	34.123	87.1	48.837	78.7	25.944	112.6	1:48.904	



Legends of Brands Hatch Superprix - 30 Jun - 1 Jul 2018

HGPCA Pre '66 supported by Supagard and Dunlop Tyres

Race 13 - Sector Analysis

11 Jon Fairley (12)							Brabham BT11/19										
Lap	Sect-1	Speed	Sect-2	Speed	Sect-3	Speed	Laptime	Pit	Lap	Sect-1	Speed	Sect-2	Speed	Sect-3	Speed	Laptime	Pit
1	101.4		45.773	83.5	24.268	124.9	1:48.309		7	34.705	95.9	48.450	74.3	25.323	124.0	1:48.478	
2	33.089	104.1	45.623	77.7	24.059	126.6	1:42.771		8	34.337	92.7	47.708	78.9	24.786	125.6	1:46.831	
3	33.091	100.9	45.605	79.1	24.160	126.3	1:42.856		9	33.781	99.8	52.757	81.2	24.720	126.1	1:51.258	
4	33.180	103.4	46.655	82.0	24.649	124.9	1:44.484		10	34.212	92.1	48.314	81.1	25.144	124.0	1:47.670	
5	33.917	99.9	48.377	74.0	25.523	123.1	1:47.817		11	34.321	92.6	48.388	81.9	24.745	125.1	1:47.454	
6	35.189	97.3	49.289	76.4	25.841	122.4	1:50.319		12	34.626	89.8	48.651	74.2	25.116	110.4	1:48.393	

12 Rudi Friedrichs (7B)							Cooper T53										
Lap	Sect-1	Speed	Sect-2	Speed	Sect-3	Speed	Laptime	Pit	Lap	Sect-1	Speed	Sect-2	Speed	Sect-3	Speed	Laptime	Pit
1				76.9	24.472		1:50.598		3	33.618	91.4	47.507	80.8	24.799		1:45.924	
2	33.671	88.2	46.907	78.9	24.477		1:45.055		4								

17 Alan Baillie (10)							LDS 007										
Lap	Sect-1	Speed	Sect-2	Speed	Sect-3	Speed	Laptime	Pit	Lap	Sect-1	Speed	Sect-2	Speed	Sect-3	Speed	Laptime	Pit
1		79.8	54.104	67.6	In		2:50.938	P	2								

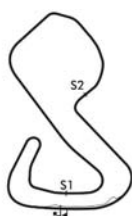
18 Philippe Bonny (10)							Brabham BT2										
Lap	Sect-1	Speed	Sect-2	Speed	Sect-3	Speed	Laptime	Pit	Lap	Sect-1	Speed	Sect-2	Speed	Sect-3	Speed	Laptime	Pit
1		84.4	51.555	69.1	26.821	111.3	2:07.612		7	36.684	84.7	51.227	75.2	27.358	111.5	1:55.269	
2	36.939	83.9	51.678	72.4	26.530	115.3	1:55.147		8	35.881	90.4	50.286	72.7	26.629	115.9	1:52.796	
3	35.266	87.4	50.740	70.8	27.145	112.0	1:53.151		9	35.225	87.4	51.125	71.9	27.084	115.3	1:53.434	
4	35.959	92.0	50.637	73.8	27.910	113.3	1:54.506		10	35.498	86.3	50.656	72.3	26.996	111.1	1:53.150	
5	36.685	88.4	52.613	67.6	29.765	103.9	1:59.063		11	36.062	83.7	51.240	72.6	26.660	115.9	1:53.962	
6	37.731	89.1	53.054	68.7	28.161	112.2	1:58.946		12	36.136	88.4	50.400	70.4	27.015	115.3	1:53.551	

22 Peter Horsman (12)							Lotus 18/21										
Lap	Sect-1	Speed	Sect-2	Speed	Sect-3	Speed	Laptime	Pit	Lap	Sect-1	Speed	Sect-2	Speed	Sect-3	Speed	Laptime	Pit
1		93.8	46.518	78.8	24.862	128.2	2:08.025		3	33.282	97.9	48.697	75.6	33.276	99.3	1:55.255	
2	33.637	100.5	45.871	79.6	23.794	129.5	1:43.302		4								

24 Charles McCabe (7B)							Lotus 18										
Lap	Sect-1	Speed	Sect-2	Speed	Sect-3	Speed	Laptime	Pit	Lap	Sect-1	Speed	Sect-2	Speed	Sect-3	Speed	Laptime	Pit
1		84.7	49.182	80.7	25.210	121.3	1:58.898		7	36.671	91.5	50.195	75.6	25.862	122.4	1:52.728	
2	35.473	92.2	49.475	76.8	24.738	123.1	1:49.686		8	35.983	94.3	50.405	70.3	26.141	123.1	1:52.529	
3	34.713	90.4	51.824	73.4	26.001	118.5	1:52.538		9	36.827	84.7	51.820	69.9	25.861	119.8	1:54.508	
4	36.927	85.8	51.916	75.1	27.082	121.1	1:55.925		10	36.912	85.3	51.007	73.5	25.921	119.8	1:53.840	
5	36.654	79.8	53.579	71.9	27.276	116.7	1:57.509		11	35.895	85.2	49.945	73.3	26.208	115.9	1:52.048	
6	37.155	78.9	52.093	71.8	27.298	121.3	1:56.546		12	36.224	92.7	50.135	69.8	26.285	108.8	1:52.644	

27 Steve Hart (9)							Cooper T51										
Lap	Sect-1	Speed	Sect-2	Speed	Sect-3	Speed	Laptime	Pit	Lap	Sect-1	Speed	Sect-2	Speed	Sect-3	Speed	Laptime	Pit
1		77.4	48.819	71.7	25.519	114.7	1:58.059		7	35.625	86.2	49.243	72.0	26.179	114.9	1:51.047	
2	34.143	90.0	48.918	70.0	25.563	117.7	1:48.624		8	34.877	90.4	48.866	72.6	26.133	116.7	1:49.876	
3	35.569	91.5	50.589	73.7	26.454	113.9	1:52.612		9	34.690	88.7	48.519	73.0	26.031	111.7	1:49.240	
4	35.718	91.2	50.243	70.5	26.617	114.9	1:52.578		10	35.231	90.7	48.884	72.9	25.852	117.5	1:49.967	
5	35.824	91.0	49.918	71.3	27.079	115.3	1:52.821		11	35.413	91.9	48.878	70.3	25.930	118.3	1:50.221	
6	36.557	79.3	50.485	71.3	26.739	113.3	1:53.781		12	34.823	90.0	48.496	68.8	26.028	114.5	1:49.347	

32 Bernardo Hartogs (10)							Lotus 18/21										
Lap	Sect-1	Speed	Sect-2	Speed	Sect-3	Speed	Laptime	Pit	Lap	Sect-1	Speed	Sect-2	Speed	Sect-3	Speed	Laptime	Pit
1		85.0	53.194	73.2	27.448	103.9	2:06.984		7	34.890	88.6	50.296	78.4	27.297	106.9	1:52.483	
2	36.736	77.6	51.014	79.9	26.482	109.5	1:54.232		8	34.434	88.5	49.846	82.7	26.390	110.9	1:50.670	
3	35.120	84.9	51.835	77.8	27.993	98.1	1:54.948		9	34.614	88.7	49.353	78.7	27.285	108.9	1:51.252	
4	37.412	75.2	51.882	80.8	27.399	107.9	1:56.693		10	35.111	83.4	50.964	80.3	26.435	109.3	1:52.510	
5	35.143	86.9	52.143	73.3	27.844	106.7	1:55.130		11	34.825	87.4	49.939	79.3	26.390	110.6	1:51.154	
6	35.003	86.9	51.248	80.8	27.004	107.6	1:53.255		12	35.286	87.6	49.651	79.7	26.568	110.2	1:51.505	



Session Start: 14:31:04 - Finish: 14:52:30

Weather/Track Conditions: Sunny / Dry

Circuit: Brands Hatch Grand Prix Circuit

Track Length: 3.916 Km - 2.4330 miles

Printed: 01-07-2018 - 14:56

Legends of Brands Hatch Superprix - 30 Jun - 1 Jul 2018

HGPCA Pre '66 supported by Supagard and Dunlop Tyres

Race 13 - Sector Analysis

36 Chris Drake (10)								Cooper T71/73							
lap	Sect-1	Speed	Sect-2	Speed	Sect-3	Speed	Laptime Pit	lap	Sect-1	Speed	Sect-2	Speed	Sect-3	Speed	Laptime Pit
1		98.6	48.002	81.9	24.561	119.0	1:51.924	7	34.147	90.0	49.042	69.5	26.139	117.1	1:49.328
2	32.780	91.1	47.143	81.2	24.464	120.0	1:44.387	8	33.625	94.0	48.024	80.4	33.887	117.7	1:55.536
3	33.262	91.9	47.458	76.8	24.991	119.8	1:45.711	9	33.717	87.6	48.492	77.2	25.428	118.3	1:47.637
4	33.131	97.3	46.557	84.9	24.811	117.9	1:44.499	10	33.113	92.4	47.555	79.0	25.188	118.7	1:45.856
5	33.198	92.1	47.214	77.0	26.004	116.5	1:46.416	11	33.810	94.6	47.795	77.6	25.156	118.7	1:46.761
6	34.143	92.6	48.872	79.4	26.348	116.7	1:49.363	12	33.728	88.0	47.274	79.4	25.183	114.1	1:46.185

37 Eddy Perk (10)								Heron F1							
lap	Sect-1	Speed	Sect-2	Speed	Sect-3	Speed	Laptime Pit	lap	Sect-1	Speed	Sect-2	Speed	Sect-3	Speed	Laptime Pit
1		88.2	48.285	71.0	25.844	115.7	1:55.032	7	35.447	93.3	50.691	69.1	27.251	113.9	1:53.389
2	33.481	94.8	47.155	75.7	25.465	117.3	1:46.101	8	35.337	92.5	50.861	69.6	26.639	115.3	1:52.837
3	33.240	95.9	47.624	75.8	25.582	116.7	1:46.446	9	34.688	88.9	50.077	72.9	26.183	116.5	1:50.948
4	33.768	94.6	50.547	70.8	27.443	113.5	1:51.758	10	34.664	86.3	50.105	69.4	26.371	115.7	1:51.140
5	35.836	90.4	51.902	72.6	27.198	115.1	1:54.936	11	34.705	93.5	49.329	72.9	26.244	115.9	1:50.278
6	35.512	93.3	52.574	68.7	27.491	113.5	1:55.577	12	34.497	90.9	48.645	72.6	26.216	113.9	1:49.358

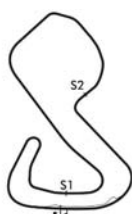
43 Tania Pilkington (9)								Cooper T43							
lap	Sect-1	Speed	Sect-2	Speed	Sect-3	Speed	Laptime Pit	lap	Sect-1	Speed	Sect-2	Speed	Sect-3	Speed	Laptime Pit
1		82.4	52.270	73.8	28.957	104.9	2:12.072	7	40.639	72.1	56.870	67.4	29.986	103.3	2:07.495
2	36.149	83.1	53.076	69.9	27.898	106.9	1:57.123	8	38.526	74.6	55.198	68.1	28.760	103.3	2:02.484
3	37.006	83.0	53.200	70.2	28.050	103.9	1:58.256	9	39.316	78.2	54.973	69.9	28.398	104.2	2:02.687
4	37.877	81.1	53.702	71.3	29.046	103.3	2:00.625	10	37.894	80.3	53.045	69.4	28.593	103.9	1:59.532
5	38.254	83.3	56.681	71.0	30.050	101.7	2:04.985	11	38.182	73.3	53.762	71.5	29.036	102.3	2:00.980
6	38.487	81.1	1:13.202	66.4	31.009	96.0	2:22.698	12							

47 Brian Jolliffe (9)								Cooper T45							
lap	Sect-1	Speed	Sect-2	Speed	Sect-3	Speed	Laptime Pit	lap	Sect-1	Speed	Sect-2	Speed	Sect-3	Speed	Laptime Pit
1		81.9	51.786	73.4	26.949	110.6	2:08.772	7	36.039	84.2	50.628	70.6	27.040	107.0	1:53.707
2	36.834	85.0	52.231	72.1	26.418	112.4	1:55.483	8	37.562	81.9	51.168	68.2	26.852	108.2	1:55.582
3	35.521	86.9	50.216	75.6	26.916	104.7	1:52.653	9	36.298	85.9	50.236	69.6	27.118	108.2	1:53.652
4	37.283	80.8	52.738	72.6	27.537	111.7	1:57.558	10	36.809	86.0	50.542	71.5	27.059	107.2	1:54.410
5	35.626	83.5	51.583	65.0	28.196	106.5	1:55.405	11	35.957	85.8	1:06.686	70.9	28.623	104.7	2:11.266
6	36.854	83.4	51.073	71.3	27.270	110.9	1:55.197	12							

49 Andrew Beaumont (12)								Lotus 18							
lap	Sect-1	Speed	Sect-2	Speed	Sect-3	Speed	Laptime Pit	lap	Sect-1	Speed	Sect-2	Speed	Sect-3	Speed	Laptime Pit
1		92.0	47.136	79.1	25.164	126.6	1:59.133	3	32.915	99.2	46.930	82.4	24.344	125.4	1:44.189
2	33.063	100.5	48.084	79.1	24.661	124.5	1:45.808	4	32.775	95.0	46.713	78.7	25.098	123.3	1:44.586

77 Malcolm Cook (10)								Brabham BT10							
lap	Sect-1	Speed	Sect-2	Speed	Sect-3	Speed	Laptime Pit	lap	Sect-1	Speed	Sect-2	Speed	Sect-3	Speed	Laptime Pit
1		68.6	54.617	70.4	26.396	109.8	2:14.485	4	36.566	79.6	53.677	63.1	28.012	105.0	1:58.255
2	35.825	79.9	51.339	65.7	26.604	111.1	1:53.768	5	38.172	74.2	54.283	69.0	In		3:25.866 P
3	35.708	84.1	50.424	70.6	26.850	110.7	1:52.982	6							

80 Nick Taylor (10)								Lotus 18							
lap	Sect-1	Speed	Sect-2	Speed	Sect-3	Speed	Laptime Pit	lap	Sect-1	Speed	Sect-2	Speed	Sect-3	Speed	Laptime Pit
1		87.2	48.449	74.8	26.073	113.5	1:57.765	7	35.581	88.1	51.297	76.8	27.299	106.2	1:54.177
2	33.274	91.0	49.673	76.8	25.595	114.1	1:48.542	8	35.752	86.7	50.997	73.2	27.515	107.0	1:54.264
3	34.007	92.9	49.506	80.1	26.444	110.7	1:49.957	9	35.265	90.0	51.020	72.1	27.474	103.9	1:53.759
4	35.641	89.3	49.497	76.0	27.624	109.8	1:52.762	10	35.388	89.9	50.735	76.5	26.752	104.5	1:52.875
5	35.972	89.7	50.339	77.3	27.409	111.1	1:53.720	11	35.308	90.1	50.005	75.6	27.047	105.7	1:52.360
6	39.283	89.1	52.099	76.2	27.401	103.3	1:58.783	12	37.093	82.5	51.758	74.0	27.216	102.8	1:56.067

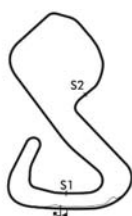


Legends of Brands Hatch Superprix - 30 Jun - 1 Jul 2018

HGPCA Pre '66 supported by Supagard and Dunlop Tyres

Race 13 - Sector Analysis

99 John Evans (12)								Brabham BT4							
Lap	Sect-1	Speed	Sect-2	Speed	Sect-3	Speed	Laptime Pit	Lap	Sect-1	Speed	Sect-2	Speed	Sect-3	Speed	Laptime Pit
1		81.1	48.388	67.4	25.575	125.1	1:56.865	7	36.919	82.4	53.301	60.8	29.462	99.2	1:59.682
2	33.773	88.8	48.204	70.6	25.264	125.8	1:47.241	8	38.917	79.6	55.206	61.9	28.026	107.0	2:02.149
3	33.800	88.1	1:27.666	61.2	26.875	118.3	2:28.341	9	37.529	79.7	55.958	49.6	29.432	110.2	2:02.919
4	35.696	84.3	51.645	67.8	26.577	125.8	1:53.918	10	37.254	81.9	54.783	63.3	29.808	99.7	2:01.845
5	35.574	84.4	51.864	63.3	27.615	120.2	1:55.053	11	38.436	82.1	53.278	61.9	28.743	95.1	2:00.457
6	36.076	76.6	54.481	61.8	28.532	111.3	1:59.089	12							



Legends of Brands Hatch Superprix - 30 Jun - 1 Jul 2018

HGPCA Pre '66 supported by Supagard and Dunlop Tyres

Race 13 - Best Sector Times

	SECTOR 1			SECTOR 2			SECTOR 3			IDEAL / BEST LAP COMPARISON					
	NO	TIME	LAP	NO	TIME	LAP	NO	TIME	LAP	NO	NAME	BEST	IN	IDEAL	DIFF
1	3	32.704	2	11	45.605	3	22	23.794	2	11	Jon Fairley	1:42.771	2	1:42.753	+0.018
2	10	32.757	2	22	45.871	2	11	24.059	2	36	Chris Drake	1:44.387	2	1:43.801	+0.586
3	49	32.775	4	36	46.557	4	49	24.344	3	10	James Denty	1:44.658	2	1:44.658	+0.000
4	36	32.780	2	49	46.713	4	36	24.464	2	9	Mark Daniell	1:45.469	4	1:45.291	+0.178
5	9	33.023	4	10	46.772	2	12	24.472	1	37	Eddy Perk	1:46.101	2	1:45.860	+0.241
6	11	33.089	2	12	46.907	2	3	24.643	2	99	John Evans	1:47.241	2	1:47.241	+0.000
7	37	33.240	3	37	47.155	2	24	24.738	2	80	Nick Taylor	1:48.542	2	1:47.318	+1.224
8	80	33.274	2	3	47.159	2	9	25.018	3	27	Steve Hart	1:48.624	2	1:48.158	+0.466
9	22	33.282	3	9	47.250	2	10	25.129	2	24	Charles McCabe	1:49.686	2	1:48.633	+1.053
10	12	33.618	3	99	48.204	2	99	25.264	2	32	Bernardo Hartogs	1:50.670	8	1:50.177	+0.493
11	99	33.773	2	80	48.449	1	37	25.465	2	5	Tony Smith	1:51.198	2	1:50.465	+0.733
12	27	34.143	2	27	48.496	12	27	25.519	1	7	Paul Griffin	1:51.431	11	1:50.917	+0.514
13	32	34.434	8	24	49.182	1	80	25.595	2	47	Brian Jolliffe	1:52.653	3	1:52.155	+0.498
14	24	34.713	3	32	49.353	9	5	26.218	12	18	Philippe Bonny	1:52.796	8	1:52.041	+0.755
15	5	34.813	11	7	49.371	11	7	26.244	2	8	Tony Ditheridge	1:53.947	11	1:52.635	+1.312
16	6	34.939	2	5	49.434	2	8	26.358	2	43	Tania Pilkington	1:57.123	2	1:56.317	+0.806
17	18	35.225	9	47	50.216	3	32	26.390	8	22	Peter Horsman	1:43.302	2	1:42.947	+0.355
18	7	35.302	11	18	50.286	8	77	26.396	1	49	Andrew Beaumont	1:44.189	3	1:43.832	+0.357
19	47	35.521	3	77	50.424	3	47	26.418	2	3	Sam Wilson	1:44.506	2	1:44.506	+0.000
20	77	35.708	3	8	50.454	10	6	26.515	2	12	Rudi Friedrichs	1:45.055	2	1:44.997	+0.058
21	8	35.823	5	6	50.631	3	18	26.530	2	6	Chris Helliwell	1:52.137	2	1:52.085	+0.052
22	43	36.149	2	43	52.270	1	43	27.898	2	77	Malcolm Cook	1:52.982	3	1:52.528	+0.454
23	17			17	54.104	1	17			17	Alan Baillie				+



Session Start: 14:31:04 - Finish: 14:52:30
Weather/Track Conditions: Sunny / Dry
Circuit: Brands Hatch Grand Prix Circuit
Track Length: 3.916 Km - 2.4330 miles

Printed: 01-07-2018 - 14:57



Legends of Brands Hatch Superprix - 30 Jun - 1 Jul 2018

HGPCA Pre '66 supported by Supagard and Dunlop Tyres

Race 13 - Best Sector Speeds

	NO	SECTOR 1	MPH	NO	SECTOR 2	MPH	NO	SECTOR 3	MPH
1	11	Jon Fairley	104.1	36	Chris Drake	84.9	22	Peter Horsman	129.5
2	22	Peter Horsman	100.5	3	Sam Wilson	83.9	11	Jon Fairley	126.6
3	49	Andrew Beaumont	100.5	11	Jon Fairley	83.5	49	Andrew Beaumont	126.6
4	3	Sam Wilson	99.0	32	Bernardo Hartogs	82.7	99	John Evans	125.8
5	36	Chris Drake	98.6	49	Andrew Beaumont	82.4	24	Charles McCabe	123.1
6	37	Eddy Perk	95.9	9	Mark Daniell	81.1	9	Mark Daniell	121.8
7	7	Paul Griffin	95.8	7	Paul Griffin	81.0	3	Sam Wilson	120.0
8	9	Mark Daniell	95.5	12	Rudi Friedrichs	80.8	36	Chris Drake	120.0
9	24	Charles McCabe	94.3	24	Charles McCabe	80.7	5	Tony Smith	119.8
10	5	Tony Smith	92.9	10	James Denty	80.1	7	Paul Griffin	119.4
11	80	Nick Taylor	92.9	80	Nick Taylor	80.1	27	Steve Hart	118.3
12	18	Philippe Bonny	92.0	22	Peter Horsman	79.6	37	Eddy Perk	117.3
13	27	Steve Hart	91.9	8	Tony Ditheridge	78.8	18	Philippe Bonny	115.9
14	12	Rudi Friedrichs	91.4	37	Eddy Perk	75.8	8	Tony Ditheridge	114.5
15	10	James Denty	91.0	47	Brian Jolliffe	75.6	10	James Denty	114.1
16	8	Tony Ditheridge	89.7	18	Philippe Bonny	75.2	80	Nick Taylor	114.1
17	99	John Evans	88.8	6	Chris Helliwell	73.8	47	Brian Jolliffe	112.4
18	32	Bernardo Hartogs	88.7	43	Tania Pilkington	73.8	6	Chris Helliwell	111.8
19	47	Brian Jolliffe	86.9	27	Steve Hart	73.7	77	Malcolm Cook	111.1
20	6	Chris Helliwell	85.4	5	Tony Smith	73.4	32	Bernardo Hartogs	110.9
21	77	Malcolm Cook	84.1	77	Malcolm Cook	70.6	43	Tania Pilkington	106.9
22	43	Tania Pilkington	83.3	99	John Evans	70.6	12	Rudi Friedrichs	40.8
23	17	Alan Baillie	79.8	17	Alan Baillie	67.6	17	Alan Baillie	0.0



Session Start: 14:31:04 - Finish: 14:52:30
Weather/Track Conditions: Sunny / Dry
Circuit: Brands Hatch Grand Prix Circuit
Track Length: 3.916 Km - 2.4330 miles



Legends of Brands Hatch Superprix - 30 Jun - 1 Jul 2018

HGPCA Pre '66 supported by Supagard and Dunlop Tyres

Race 13 - Lap Chart

Lap 1			Lap 2			Lap 3			Lap 4			Lap 5			Lap 6		
NO	Behind	Laptime	NO	Behind	Laptime	NO	Behind	Laptime	NO	Behind	Laptime	NO	Behind	Laptime	NO	Behind	Laptime
11		1:48.309	11		1:42.771	11		1:42.856	11		1:44.484	11		1:47.817	11		1:50.319
12	2.289	1:50.598	12	4.573	1:45.055	12	7.641	1:45.924	36	8.101	1:44.499	36	6.700	1:46.416	36	5.744	1:49.363
36	3.615	1:51.924	36	5.231	1:44.387	36	8.086	1:45.711	9	11.699	1:45.469	9	10.953	1:47.071	9	9.563	1:48.929
9	4.646	1:52.955	9	7.471	1:45.596	9	10.714	1:46.099	49	15.296	1:44.586	10	23.333	1:55.099	10	24.607	1:51.593
10	5.991	1:54.300	10	7.878	1:44.658	10	11.470	1:46.448	10	16.051	1:49.065	3	26.228	1:49.275	3	25.570	1:49.661
37	6.723	1:55.032	37	10.053	1:46.101	37	13.643	1:46.446	37	20.917	1:51.758	37	28.036	1:54.936	37	33.294	1:55.577
99	8.556	1:56.865	99	13.026	1:47.241	49	15.194	1:44.189	3	24.770	1:48.372	80	36.509	1:53.720	27	41.919	1:53.781
80	9.456	1:57.765	49	13.861	1:45.808	3	20.882	1:47.730	80	30.606	1:52.762	27	38.457	1:52.821	80	44.973	1:58.783
27	9.750	1:58.059	80	15.227	1:48.542	80	22.328	1:49.957	27	33.453	1:52.578	24	48.319	1:57.509	77	1 LAP	3:25.866
24	10.589	1:58.898	27	15.603	1:48.624	27	25.359	1:52.612	24	38.627	1:55.925	5	54.750	1:54.844	24	54.546	1:56.546
49	10.824	1:59.133	3	16.008	1:44.506	24	27.186	1:52.538	5	47.723	1:55.808	7	55.375	1:54.577	5	59.398	1:54.967
3	14.273	2:02.582	24	17.504	1:49.686	22	32.646	1:55.255	7	48.615	1:55.286	32	1:01.750	1:55.130	7	1:00.047	1:54.991
7	14.649	2:02.958	22	20.247	1:43.302	5	36.399	1:53.055	6	49.390	1:55.571	8	1:03.163	1:56.436	32	1:04.686	1:53.255
5	17.773	2:06.082	7	24.988	1:53.110	7	37.813	1:55.681	18	51.996	1:54.506	18	1:03.242	1:59.063	8	1:07.171	1:54.327
6	18.337	2:06.646	5	26.200	1:51.198	6	38.303	1:53.456	32	54.437	1:56.693	47	1:03.634	1:55.405	47	1:08.512	1:55.197
32	18.675	2:06.984	6	27.703	1:52.137	18	41.974	1:53.151	8	54.544	1:56.635	99	1:15.181	1:55.053	18	1:11.869	1:58.946
8	18.770	2:07.079	32	30.136	1:54.232	32	42.228	1:54.948	47	56.046	1:57.558	43	1:26.824	2:04.985	99	1:23.951	1:59.089
18	19.303	2:07.612	8	30.832	1:54.833	8	42.393	1:54.417	77	1:01.070	1:58.255						
22	19.716	2:08.025	18	31.679	1:55.147	47	42.972	1:52.653	99	1:07.945	1:53.918						
47	20.463	2:08.772	47	33.175	1:55.483	77	47.299	1:52.982	43	1:09.656	2:00.625						
43	23.763	2:12.072	77	37.173	1:53.768	43	53.515	1:58.256									
77	26.176	2:14.485	43	38.115	1:57.123	99	58.511	2:28.341									
17	1:02.629	2:50.938															

Session Start: 14:31:04 - Finish: 14:52:30
Weather/Track Conditions: Sunny / Dry
Circuit: Brands Hatch Grand Prix Circuit
Track Length: 3.916 Km - 2.4330 miles
Printed: 01-07-2018 - 14:59

Legends of Brands Hatch Superprix - 30 Jun - 1 Jul 2018

HGPCA Pre '66 supported by Supagard and Dunlop Tyres

Race 13 - Lap Chart

Lap 7			Lap 8			Lap 9			Lap 10			Lap 11			Lap 12		
NO	Behind	Laptime	NO	Behind	Laptime	NO	Behind	Laptime	NO	Behind	Laptime	NO	Behind	Laptime	NO	Behind	Laptime
11		1:48.478	11		1:46.831	11		1:51.258	11		1:47.670	11		1:47.454	11		1:48.393
36	6.594	1:49.328	9	9.971	1:48.071	9	5.985	1:47.272	9	4.592	1:46.277	9	5.312	1:48.174	9	4.530	1:47.611
9	8.731	1:47.646	36	15.299	1:55.536	36	11.678	1:47.637	36	9.864	1:45.856	36	9.171	1:46.761	36	6.963	1:46.185
43	1 LAP	2:22.698	10	28.608	1:48.823	10	26.498	1:49.148	99	1 LAP	2:02.919	10	28.724	1:48.519	47	1 LAP	2:11.266
10	26.616	1:50.487	3	29.082	1:48.392	3	29.445	1:51.621	10	27.659	1:48.831	99	1 LAP	2:01.845	10	29.235	1:48.904
3	27.521	1:50.429	43	1 LAP	2:07.495	43	1 LAP	2:02.484	3	35.202	1:53.427	3	42.667	1:54.919	99	1 LAP	2:00.457
37	38.205	1:53.389	37	44.211	1:52.837	37	43.901	1:50.948	37	47.371	1:51.140	37	50.195	1:50.278	37	51.160	1:49.358
27	44.488	1:51.047	27	47.533	1:49.876	27	45.515	1:49.240	27	47.812	1:49.967	27	50.579	1:50.221	27	51.533	1:49.347
80	50.672	1:54.177	80	58.105	1:54.264	80	1:00.606	1:53.759	43	1 LAP	2:02.687	43	1 LAP	1:59.532	80	1:18.391	1:56.067
24	58.796	1:52.728	24	1:04.494	1:52.529	24	1:07.744	1:54.508	80	1:05.811	1:52.875	80	1:10.717	1:52.360	43	1 LAP	2:00.980
5	1:04.709	1:53.789	5	1:10.462	1:52.584	5	1:11.670	1:52.466	24	1:13.914	1:53.840	24	1:18.508	1:52.048	24	1:22.759	1:52.644
7	1:05.189	1:53.620	7	1:11.135	1:52.777	32	1:12.524	1:51.252	5	1:16.060	1:52.060	5	1:20.061	1:51.455	5	1:23.173	1:51.505
32	1:08.691	1:52.483	32	1:12.530	1:50.670	7	1:13.035	1:53.158	32	1:17.364	1:52.510	32	1:21.064	1:51.154	32	1:24.176	1:51.505
8	1:13.210	1:54.517	8	1:22.121	1:55.742	47	1:24.886	1:53.652	7	1:18.041	1:52.676	7	1:22.018	1:51.431	7	1:25.406	1:51.781
47	1:13.741	1:53.707	47	1:22.492	1:55.582	8	1:25.286	1:54.423	47	1:31.626	1:54.410	8	1:38.525	1:53.947	18	1:43.947	1:53.551
18	1:18.660	1:55.269	18	1:24.625	1:52.796	18	1:26.801	1:53.434	8	1:32.032	1:54.416	18	1:38.789	1:53.962	8	1:45.480	1:55.348
99	1:35.155	1:59.682	99	1:50.473	2:02.149				18	1:32.281	1:53.150						

Session Start: 14:31:04 - Finish: 14:52:30
Weather/Track Conditions: Sunny / Dry
Circuit: Brands Hatch Grand Prix Circuit
Track Length: 3.916 Km - 2.4330 miles
Printed: 01-07-2018 - 14:59