

## Historic Grand Prix 2019

### Historic Grand Prix Cars Association Final results Qualifying

6 - 8 September 2019  
Zandvoort GP - 4307 mtr.

Pos	Nbr	Name	Car	Cls	PIC	Fastest	In	Gap	Diff	Laps	Km/h
1	25	Andy Middlehurst (GBR)	Lotus 25 R4	11	1	<b>1:54.131</b>	<b>5</b>			10	135.85
2	10	William Nuthall (GBR)	Cooper T53	7b	1	<b>1:54.983</b>	<b>9</b>	0.852	0.852	10	134.85
3	70	Andrew Beaumont (GBR)	Lotus 18 915	12	1	<b>1:55.410</b>	<b>11</b>	1.279	0.427	12	134.35
4	122	Peter Horsman (GBR)	Lotus 18/21	12	2	<b>1:55.960</b>	<b>5</b>	1.829	0.550	7	133.71
5	3	Barry Cannell (GBR)	Brabham BT11A	12	3	<b>1:56.962</b>	<b>10</b>	2.831	1.002	12	132.57
6	73	Tom Dark (GBR)	Cooper T51	7b	2	<b>2:02.215</b>	<b>10</b>	8.084	5.253	11	126.87
7	91	Chris Drake (GBR)	Cooper T71/73	10	1	<b>2:03.185</b>	<b>7</b>	9.054	0.970	11	125.87
8	66	Sid Hoole (GBR)	Cooper T66 F1	11	2	<b>2:03.348</b>	<b>6</b>	9.217	0.163	11	125.70
9	99	Mark Shaw (GBR)	Lotus 21	10	2	<b>2:03.525</b>	<b>3</b>	9.394	0.177	3	125.52
10	80	Nick Taylor (GBR)	Lotus 18 914	10	3	<b>2:04.260</b>	<b>10</b>	10.129	0.735	11	124.78
11	28	Eddie McGuire (IRL)	Scarab Offenhauser	8	1	<b>2:04.466</b>	<b>6</b>	10.335	0.206	10	124.57
12	132	Chris Locke (USA)	Lotus 32B F2 7	12	4	<b>2:04.621</b>	<b>10</b>	10.490	0.155	10	124.42
13	79	Michael Gans (CH/US)	Cooper T79	12	5	<b>2:04.945</b>	<b>3</b>	10.814	0.324	3	124.10
14	42	James Willis (GBR)	Cooper T45	9	1	<b>2:05.485</b>	<b>10</b>	11.354	0.540	11	123.56
15	2	Rod Jolley (GBR)	Lister Jaguar	8	2	<b>2:05.948</b>	<b>9</b>	11.817	0.463	10	123.11
16	11	John Romano (USA)	Brabham BT11	11	3	<b>2:06.299</b>	<b>10</b>	12.168	0.351	11	122.77
17	15	Thomas Matzelberger (AUT)	Cooper T45/51	7b	3	<b>2:06.454</b>	<b>10</b>	12.323	0.155	10	122.62
18	5	Marshall Bailey (GBR)	Lotus 16 364	7a	1	<b>2:07.125</b>	<b>9</b>	12.994	0.671	11	121.97
19	22	Steve Hart (GBR)	Maserati 250F CM7	6	1	<b>2:07.262</b>	<b>9</b>	13.131	0.137	11	121.84
20	72	Tom de Gres (BEL)	Brabham BT14	12	6	<b>2:07.480</b>	<b>9</b>	13.349	0.218	11	121.63
21	21	Ian Nuthall (GBR)	Alfa F2	5	1	<b>2:07.722</b>	<b>6</b>	13.591	0.242	9	121.40
22	19	Paul Grant (BEL)	Cooper Bristol Mk 2 3/53	5	2	<b>2:08.958</b>	<b>8</b>	14.827	1.236	10	120.23
23	8	Tony Ditheridge (GBR)	Cooper T45	9	2	<b>2:08.981</b>	<b>9</b>	14.850	0.023	10	120.21
24	248	Klaus Lehr (GER)	Maserati 250F CM5	6	2	<b>2:09.698</b>	<b>3</b>	15.567	0.717	9	119.55
25	17	Marc Valvekens (BEL)	Aston Martin DBR4	6	3	<b>2:14.360</b>	<b>9</b>	20.229	4.662	9	115.40
26	24	Ingo Strolz (AUT)	Cooper T51	7b	4	<b>2:15.202</b>	<b>3</b>	21.071	0.842	8	114.68
27	47	Brian Jolliffe (GBR)	Cooper T45	9	3	<b>2:15.587</b>	<b>2</b>	21.456	0.385	2	114.36
28	7	Charles McCabe (USA)	BRM 25-8	7a	2	<b>2:16.636</b>	<b>6</b>	22.505	1.049	10	113.48
29	36	Erik Staes (BEL)	Cooper Bristol Mk2 7/53	10	4	<b>2:16.853</b>	<b>9</b>	22.722	0.217	9	113.30
30	9	Arnold Herreman (BEL)	LDS Alfa Romeo 06	10	5	<b>2:18.131</b>	<b>9</b>	24.000	1.278	9	112.25
31	32	Guy Plante (BEL)	Cooper Bristol T23	5	3	<b>2:18.498</b>	<b>9</b>	24.367	0.367	10	111.95
32	37	Eddy Perk (NLD)	Heron F1	10	6	<b>2:20.553</b>	<b>2</b>	26.422	2.055	2	110.32
33	232	Larry Kinch (GBR)	Lotus 32 Tasman	12	7	<b>2:20.720</b>	<b>2</b>	26.589	0.167	2	110.18
34	20	Christian Dumolin (FRA)	Maserati 250F 2522	6	4	<b>2:21.085</b>	<b>4</b>	26.954	0.365	8	109.90
35	26	Luc Brandts (NLD)	Talbot Lago	2	1	<b>2:22.230</b>	<b>5</b>	28.099	1.145	7	109.01
36	1	John Gillett (AUS)	MG K3	1	1	<b>2:46.784</b>	<b>8</b>	52.653	24.554	8	92.97
37	6	John Emery (GBR)	Brabham BT4	12	8					3	0.00

#20: No transponder signal


Fastest time : 1:54.131 in lap 5 by nbr. 25 : Andy Middlehurst (Lotus 25 R4)

Publication-time

Results: [www.raceresults.nu](http://www.raceresults.nu)

Timekeeping by : Circuit Park Zandvoort

Time Printed : 06-09-2019 - 12:22

Steward	Steward	Steward	
Ton Nachtegeller (9953)	Gerard du Pre (2832)	Ton van Dongen (1591)	
Page 1 of 1			



## Historic Grand Prix 2019

Historic Grand Prix Cars Association  
Result of Qualifying

6 - 8 September 2019  
Zandvoort GP - 4307 mtr.

### Class 1 - Front Engine - 1925 - 1934 Grand Prix cars running on 18 or 19 wheels

Pos	Nbr	Name	Car	Fastest	In	Gap	Diff	Laps	Km/h
1	1	John Gillett (AUS)	MG K3	2:46.784	8			8	92.97

### Class 2 - Front Engine - 1935 - 1951 Grand Prix cars running on 18 or 19 wheels

Pos	Nbr	Name	Car	Fastest	In	Gap	Diff	Laps	Km/h
1	26	Luc Brandts (NLD)	Talbot Lago	2:22.230	5			7	109.01

### Class 5 - Front Engine - 1952/53 2 litre Grand Prix cars 5 1952/53 2 litre Grand Prix cars

Pos	Nbr	Name	Car	Fastest	In	Gap	Diff	Laps	Km/h
1	21	Ian Nuthall (GBR)	Alta F2	2:07.722	6			9	121.40
2	19	Paul Grant (BEL)	Cooper Bristol Mk 2 3/53	2:08.958	8	1.236	1.236	10	120.23
3	30	Guy Plante (BEL)	Cooper Bristol T23	2:18.498	9	10.776	9.540	10	111.95

### Class 6 Front Engine - 1954 -1958 Grand Prix cars on 16 wheels

Pos	Nbr	Name	Car	Fastest	In	Gap	Diff	Laps	Km/h
1	22	Steve Hart (GBR)	Maserati 250F CM7	2:07.262	9			11	121.84
2	248	Klaus Lehr (GER)	Maserati 250F CM5	2:09.698	3	2.436	2.436	9	119.55
3	17	Marc Valvekens (BEL)	Aston Martin DBR4	2:14.360	9	7.098	4.662	9	115.40
4	20	Christian Dumolin (FRA)	Maserati 250F 2522	2:21.085	4	13.823	6.725	8	109.90

### Class 7a Front Engine - Pre 1961 front engine Grand Prix cars on 15 wheels

Pos	Nbr	Name	Car	Fastest	In	Gap	Diff	Laps	Km/h
1	5	Marshall Bailey (GBR)	Lotus 16 364	2:07.125	9			11	121.97
2	7	Charles McCabe (USA)	BRM 25-8	2:16.636	6	9.511	9.511	10	113.48

### Class 7b Rear Engine - Pre 1961 Grand Prix cars on 15 wheels

Pos	Nbr	Name	Car	Fastest	In	Gap	Diff	Laps	Km/h
1	10	William Nuthall (GBR)	Cooper T53	1:54.983	9			10	134.85
2	73	Tom Dark (GBR)	Cooper T51	2:02.215	10	7.232	7.232	11	126.87
3	15	Thomas Matzelberger (AUT)	Cooper T45/51	2:06.454	10	11.471	4.239	10	122.62
4	24	Ingo Strolz (AUT)	Cooper T51	2:15.202	3	20.219	8.748	8	114.68

### Class 8 Front Engine - Formula Libre, Indianapolis & Intercontinental cars

Pos	Nbr	Name	Car	Fastest	In	Gap	Diff	Laps	Km/h
1	28	Eddie McGuire (IRL)	Scarab Offenhauser	2:04.466	6			10	124.57
2	2	Rod Jolley (GBR)	Lister Jaguar	2:05.948	9	1.482	1.482	10	123.11


Fastest time : 1:54.131 in lap 5 by nbr. 25 : Andy Middlehurst (Lotus 25 R4)

Publication-time

Results: [www.raceresults.nu](http://www.raceresults.nu)

Timekeeping by : Circuit Park Zandvoort

Time Printed : 06-09-2019 - 10:17

Race Director	Steward	Timekeeper	
Roland Bruynseraede (RACB 46)	Ton Nachtgeller (9953)	Ilja Lammers (47595)	
Page 1 of 2	Results remain provisional pending technical examination and decisions from the stewards of the meeting		

## Historic Grand Prix 2019

Historic Grand Prix Cars Association  
Result of Qualifying

6 - 8 September 2019  
Zandvoort GP - 4307 mtr.

### Class 9 Rear Engine - Pre 1961 Grand Prix/Formula 2 cars of not more

Pos	Nbr	Name	Car	Fastest	In	Gap	Diff	Laps	Km/h
1	42	James Willis (GBR)	Cooper T45	2:05.485	10			11	123.56
2	8	Tony Ditheridge (GBR)	Cooper T45	2:08.981	9	3.496	3.496	10	120.21
3	47	Brian Jolliffe (GBR)	Cooper T45	2:15.587	2	10.102	6.606	2	114.36

### Class 10 Rear Engine - Pre 1966 1.5 litre 4 cylinder Formula 1 cars and

Pos	Nbr	Name	Car	Fastest	In	Gap	Diff	Laps	Km/h
1	91	Chris Drake (GBR)	Cooper T71/73	2:03.185	7			11	125.87
2	99	Mark Shaw (GBR)	Lotus 21	2:03.525	3	0.340	0.340	3	125.52
3	80	Nick Taylor (GBR)	Lotus 18 914	2:04.260	10	1.075	0.735	11	124.78
4	36	Erik Staes (BEL)	Cooper Bristol Mk2 7/53	2:16.853	9	13.668	12.593	9	113.30
5	9	Arnold Herreman (BEL)	LDS Alfa Romeo 06	2:18.131	9	14.946	1.278	9	112.25
6	37	Eddy Perk (NLD)	Heron F1	2:20.553	2	17.368	2.422	2	110.32

### Class 11 Rear Engine - Pre 1966 1.5 litre multi-cylinder Formula 1 cars

Pos	Nbr	Name	Car	Fastest	In	Gap	Diff	Laps	Km/h
1	25	Andy Middlehurst (GBR)	Lotus 25 R4	1:54.131	5			10	135.85
2	66	Sid Hoole (GBR)	Cooper T66 F1	2:03.348	6	9.217	9.217	11	125.70
3	11	John Romano (USA)	Brabham BT11	2:06.299	10	12.168	2.951	11	122.77

### Class 12 Rear Engine - Pre 1966 Tasman and Intercontinental 4 cylinder cars

Pos	Nbr	Name	Car	Fastest	In	Gap	Diff	Laps	Km/h
1	70	Andrew Beaumont (GBR)	Lotus 18 915	1:55.410	11			12	134.35
2	122	Peter Horsman (GBR)	Lotus 18/21	1:55.960	5	0.550	0.550	7	133.71
3	3	Barry Cannell (GBR)	Brabham BT11A	1:56.962	10	1.552	1.002	12	132.57
4	132	Chris Locke (USA)	Lotus 32B F2 7	2:04.621	10	9.211	7.659	10	124.42
5	79	Michael Gans (CH/US)	Cooper T79	2:04.945	3	9.535	0.324	3	124.10
6	72	Tom de Gres (BEL)	Brabham BT14	2:07.480	9	12.070	2.535	11	121.63
7	32	Larry Kinch (GBR)	Lotus 32 Tasman	2:20.720	2	25.310	13.240	2	110.18
8	6	John Emery (GBR)	Brabham BT4						

#20: No transponder signal


Fastest time : 1:54.131 in lap 5 by nbr. 25 : Andy Middlehurst (Lotus 25 R4)

Publication-time

Results: [www.raceresults.nu](http://www.raceresults.nu)

Timekeeping by : Circuit Park Zandvoort

Time Printed : 06-09-2019 - 10:17

Race Director Roland Bruynseraede (RACB 46)	Steward Ton Nachtegeller (9953)	Timekeeper Ilja Lammers (47595)	
Page 2 of 2	Results remain provisional pending technical examination and decisions from the stewards of the meeting		

## Historic Grand Prix 2019

Historic Grand Prix Cars Association  
Laptimes - Qualifying

6 - 8 September 2019  
Zandvoort GP - 4307 mtr.

Nbr	Name / Team name	1	2	3	4	5	6	7	8	9	10	11	12	13	14	15
1	John Gillett	3:20.771	2:57.321	9:22.302	2:47.661	2:49.027	2:47.707	2:47.447	2:46.784							
2	Rod Jolley	2:29.572	2:14.179	9:17.048	2:08.307	2:07.265	2:07.691	2:12.054	2:07.403	2:05.948	2:08.071					
3	Barry Carnell	2:32.744	2:10.788	2:05.611	8:11.980	2:00.262	1:57.625	2:00.235	1:58.673	1:59.929	1:56.962	1:58.046	1:57.145			
5	Marshal Bailey	2:34.250	2:22.467	2:15.072	8:13.755	2:16.481	2:08.322	2:07.400	2:18.602	2:07.125	2:15.222	2:22.885				
6	John Emery															
7	Charles McCabe	2:41.212	2:25.734	9:23.765	2:21.646	2:16.679	2:16.636	2:21.477	2:22.345	2:17.864	2:18.403					
8	Tony Ditheridge	2:53.393	2:11.720	2:09.146	8:17.808	2:09.167	2:09.101	2:09.106	2:11.007	2:08.981	2:21.237					
9	Arnold Herreman	2:50.291	2:32.333	8:35.402	2:23.648	2:22.788	2:22.876	2:20.510	2:18.968	2:18.131						
10	William Nuthall	2:18.564	2:02.447	2:04.227	7:55.267	1:56.918	1:55.380	1:55.432	1:55.987	1:54.983	2:20.774					
11	John Romano	2:32.821	2:16.437	2:10.305	8:17.907	2:13.958	2:11.949	2:09.558	2:11.428	2:11.744	2:06.299	2:09.319				
15	Thomas Matzelberger	2:30.600	2:18.024	2:14.539	10:00.508	2:11.226	2:11.198	2:10.126	2:09.075	2:08.542	2:06.454					
17	Marc Valvekens	3:02.815	2:37.872	10:31.809	2:21.345	2:17.633	2:19.294	2:23.016	2:15.941	2:14.360						
19	Paul Grant	2:30.533	2:16.792	10:21.405	2:12.200	2:11.337	2:11.933	2:10.060	2:08.958	2:10.444	2:09.118					
20	Christian Dumolin	2:23.632	10:45.051	2:23.844	2:21.085	2:23.788	2:21.732	2:22.148	2:23.554							
21	Ian Nuthall	2:36.517	2:19.405	9:54.451	2:12.913	2:12.111	2:07.722	2:18.780	2:08.562	2:30.861						
22	Steve Hart	2:29.429	2:11.922	2:07.775	8:02.189	2:08.171	2:08.260	2:08.258	2:10.613	2:07.262	2:10.092	2:07.905				
24	Ingo Strolz	2:31.524	2:21.553	2:15.202	8:34.139	2:36.221	6:56.299	2:19.643	2:35.274							
25	Andy Middlehurst	2:40.029	2:02.674	1:55.194	8:40.105	1:54.131	1:56.220	1:55.770	2:21.254	4:22.601	2:12.191					
26	Luc Brandts	2:35.631	2:27.025	9:44.361	2:22.257	2:22.230	2:22.386	2:35.411								
28	Eddie McGuire	2:27.630	2:14.067	2:22.572	7:57.552	2:13.633	2:04.466	2:04.653	2:06.042	2:06.226	2:21.318					
30	Guy Plante	2:32.828	2:23.793	9:14.844	2:23.290	2:20.308	2:22.237	2:21.516	2:20.503	2:18.498	2:19.943					
32	Larry Kinch	2:32.529	2:20.720													
36	Erik Staes	2:34.131	2:24.761	9:41.050	3:10.945	2:19.913	2:19.432	2:19.398	2:20.947	2:16.853						
37	Eddy Perk	2:32.352	2:20.553													
42	James Willis	2:28.946	2:10.946	2:12.284	8:07.357	2:08.787	2:05.619	2:06.391	2:07.081	2:06.404	2:05.485	2:07.135				
47	Brian Jolliffe	2:41.560	2:15.587													
66	Sid Hoole	2:34.616	2:10.207	2:06.434	7:58.194	2:11.102	2:03.348	2:05.059	2:03.595	2:04.794	2:04.768	2:29.084				
70	Andrew Beaumont	2:22.126	2:01.902	1:58.113	8:36.663	1:56.304	1:58.061	1:57.142	1:59.458	1:56.562	2:03.534	1:55.410	2:15.939			
72	Tom de Gres	2:29.931	2:19.550	2:14.159	8:20.346	2:09.260	2:08.090	2:07.894	2:10.688	2:07.480	2:12.351	2:07.856				
73	Tom Dark	2:35.909	2:20.933	2:14.185	8:08.786	2:10.361	2:05.790	2:05.577	2:02.947	2:04.744	2:02.215	2:03.206				
79	Michael Gans	2:16.953	2:16.445	2:04.945												
80	Nick Taylor	2:39.033	2:10.153	2:07.742	8:29.094	2:05.364	2:04.954	2:05.551	2:10.728	2:05.701	2:04.260	2:06.660				
91	Chris Drake	2:43.110	2:09.989	2:04.222	7:51.079	2:03.263	2:03.803	2:03.185	2:03.818	2:03.504	2:03.301	2:04.732				
99	Mark Shaw	2:25.779	2:10.453	2:03.525												
122	Peter Horsman	2:22.177	2:05.607	1:56.688	8:32.244	1:55.960	2:07.548	2:11.551								
132	Chris Locke	2:45.180	2:22.155	10:06.442	2:15.146	2:12.807	2:07.334	2:10.787	2:09.374	2:05.091	2:04.621					
248	Klaus Lehr	2:29.845	2:11.096	2:09.698	8:01.926	2:10.491	2:09.904	2:11.391	2:13.425	2:25.755						

## Historic Grand Prix 2019

Historic Grand Prix Cars Association  
Sector analyse - Qualifying

6 - 8 September 2019  
Zandvoort GP - 4307 mtr.

Pos	Nbr	Name / Team name	Sector 1			Sector 2			Sector 3			Theoretical best	Actual best	In
			time	Lap	pos	time	Lap	pos	time	Lap	pos			
1	25	Andy Middlehurst	49.855	6	1	29.654	5	1	34.165	5	3	1:53.674	<b>1:54.131</b>	<b>5</b>
2	10	William Nuthall	50.763	9	2	29.866	7	4	34.101	9	2	1:54.730	<b>1:54.983</b>	<b>9</b>
3	70	Andrew Beaumont	50.847	11	3	29.665	11	2	34.595	7	5	1:55.107	<b>1:55.410</b>	<b>11</b>
4	122	Peter Horsman	51.476	5	5	30.048	5	5	34.354	3	4	1:55.878	<b>1:55.960</b>	<b>5</b>
5	3	Barry Cannell	51.260	10	4	29.773	11	3	33.441	11	1	1:54.474	<b>1:56.962</b>	<b>10</b>
6	73	Tom Dark	54.282	11	8	31.024	10	6	35.580	10	6	2:00.886	<b>2:02.215</b>	<b>10</b>
7	91	Chris Drake	53.808	11	7	31.335	8	8	35.633	10	7	2:00.776	<b>2:03.185</b>	<b>7</b>
8	66	Sid Hoole	54.827	6	10	31.337	8	9	36.065	10	9	2:02.229	<b>2:03.348</b>	<b>6</b>
9	99	Mark Shaw	52.820	4	6	31.173	4	7	37.167	3	16	2:01.160	<b>2:03.525</b>	<b>3</b>
10	80	Nick Taylor	55.353	9	12	31.933	10	11	36.622	10	11	2:03.908	<b>2:04.260</b>	<b>10</b>
11	28	Eddie McGuire	55.189	6	11	32.246	10	14	36.536	7	10	2:03.971	<b>2:04.466</b>	<b>6</b>
12	132	Chris Locke	55.776	9	15	32.019	10	12	35.654	9	8	2:03.449	<b>2:04.621</b>	<b>10</b>
13	79	Michael Gans	54.352	4	9	31.442	2	10	37.218	1	19	2:03.012	<b>2:04.945</b>	<b>3</b>
14	42	James Willis	55.692	7	13	32.038	6	13	37.215	9	18	2:04.945	<b>2:05.485</b>	<b>10</b>
15	2	Rod Jolley	55.712	8	14	32.551	5	18	37.117	6	13	2:05.380	<b>2:05.948</b>	<b>9</b>
16	11	John Romano	56.323	10	19	32.798	10	21	37.178	10	17	2:06.299	<b>2:06.299</b>	<b>10</b>
17	15	Thomas Matzelberger	56.934	10	21	32.387	9	17	37.120	10	14	2:06.441	<b>2:06.454</b>	<b>10</b>
18	5	Marshall Bailey	56.101	11	16	32.370	7	15	37.259	9	20	2:05.730	<b>2:07.125</b>	<b>9</b>
19	22	Steve Hart	56.284	3	17	32.601	7	20	37.121	7	15	2:06.006	<b>2:07.262</b>	<b>9</b>
20	72	Tom de Gres	57.155	11	22	32.372	6	16	36.696	7	12	2:06.223	<b>2:07.480</b>	<b>9</b>
21	21	Ian Nuthall	56.603	6	20	33.121	6	23	37.775	8	22	2:07.499	<b>2:07.722</b>	<b>6</b>
22	19	Paul Grant	57.245	10	23	33.060	8	22	38.560	8	25	2:08.865	<b>2:08.958</b>	<b>8</b>
23	8	Tony Ditheridge	56.315	8	18	32.601	7	19	37.417	6	21	2:06.333	<b>2:08.981</b>	<b>9</b>
24	248	Klaus Lehr	57.645	6	24	33.299	2	24	37.958	5	23	2:08.902	<b>2:09.698</b>	<b>3</b>
25	17	Marc Valvekens	59.776	9	25	34.422	9	26	40.162	9	27	2:14.360	<b>2:14.360</b>	<b>9</b>
26	24	Ingo Strolz	1:01.678	8	30	34.255	3	25	38.845	3	26	2:14.778	<b>2:15.202</b>	<b>3</b>
27	47	Brian Jolliffe	1:02.541	2	34	34.693	2	30	38.353	2	24	2:15.587	<b>2:15.587</b>	<b>2</b>
28	7	Charles McCabe	1:00.800	5	26	34.541	6	27	40.478	6	28	2:15.819	<b>2:16.636</b>	<b>6</b>
29	36	Erik Staes	1:01.621	9	29	34.686	9	29	40.546	9	30	2:16.853	<b>2:16.853</b>	<b>9</b>
30	9	Arnold Herreman	1:02.327	9	32	34.613	8	28	40.620	9	31	2:17.560	<b>2:18.131</b>	<b>9</b>
31	30	Guy Plante	1:01.826	9	31	35.549	5	32	40.696	8	33	2:18.071	<b>2:18.498</b>	<b>9</b>
32	37	Eddy Perk	1:01.024	3	27	35.882	2	34	40.542	2	29	2:17.448	<b>2:20.553</b>	<b>2</b>
33	32	Larry Kinch	1:01.040	3	28	35.037	2	31	40.694	2	32	2:16.771	<b>2:20.720</b>	<b>2</b>
34	20	Christian Dumolin											<b>2:21.085</b>	<b>4</b>
35	26	Luc Brandts	1:02.350	6	33	35.599	5	33	40.917	4	34	2:18.866	<b>2:22.230</b>	<b>5</b>
36	1	John Gillett	1:14.021	8	35	42.265	4	35	49.286	7	35	2:45.572	<b>2:46.784</b>	<b>8</b>

## Historic Grand Prix 2019

**Historic Grand Prix Cars Association**  
Laps and Sector Times - Qualifying

**6 - 8 September 2019**  
**Zandvoort GP - 4307 mtr.**

1 John Gillett								MG K3									
lap	Sect-1	Speed	Sect-2	Speed	Sect-3	Speed	lap time	Top Speed	lap	Sect-1	Speed	Sect-2	Speed	Sect-3	Speed	lap time	Top Speed
1	Pit Out		51.963		58.871	106.4	3:20.771		5	1:15.442		43.263		50.322	135.9	2:49.027	126.9
2	1:20.357		44.165		52.799	124.9	2:57.321	99.9	6	1:14.329		42.271		51.107	140.1	2:47.707	138.1
3	7:40.571		48.134		53.597	129.2	9:22.302	126.3	7	1:15.158		43.003		49.286	139.2	2:47.447	131.7
4	1:15.007		42.265		50.389	135.0	2:47.661	119.2	8	1:14.021		42.305		50.458	143.6	2:46.784	132.4

2 Rod Jolley								Lister Jaguar									
lap	Sect-1	Speed	Sect-2	Speed	Sect-3	Speed	lap time	Top Speed	lap	Sect-1	Speed	Sect-2	Speed	Sect-3	Speed	lap time	Top Speed
1	Pit Out		36.904		42.859	203.2	2:29.572		6	55.758		34.816		37.117	217.9	2:07.691	186.2
2	1:01.229		33.528		39.422	214.2	2:14.179	159.5	7	59.133		35.599		37.322	217.1	2:12.054	169.3
3	8:04.346		34.942		37.760	214.2	9:17.048	199.6	8	55.712		32.719		38.972	206.5	2:07.403	177.0
4	57.927		32.954		37.426	215.6	2:08.307	178.2	9	55.890		32.586		37.472	217.1	2:05.948	180.6
5	57.467		32.551		37.247	213.4	2:07.265	180.6	10	55.945		32.786		39.340	216.4	2:08.071	179.1

3 Barry Cannell								Brabham BT11A									
lap	Sect-1	Speed	Sect-2	Speed	Sect-3	Speed	lap time	Top Speed	lap	Sect-1	Speed	Sect-2	Speed	Sect-3	Speed	lap time	Top Speed
1	Pit Out		37.696		42.961	160.4	2:32.744		7	54.631		30.883		34.721	222.5	2:00.235	174.2
2	1:01.383		31.951		37.454	218.6	2:10.788	131.5	8	53.688		30.311		34.674	224.0	1:58.673	184.9
3	56.165		32.316		37.130	220.1	2:05.611	171.2	9	53.148		30.356		36.425	224.0	1:59.929	192.9
4	7:03.339		32.544		36.097	221.7	8:11.980	177.0	10	51.260		30.460		35.242	219.4	1:56.962	198.9
5	54.177		31.077		35.008	222.5	2:00.262	189.8	11	54.832		29.773		33.441	227.3	1:58.046	188.8
6	53.147		30.090		34.388	225.6	1:57.625	176.8	12	52.590		29.862		34.693	222.5	1:57.145	185.6

5 Marshall Bailey								Lotus 16 364									
lap	Sect-1	Speed	Sect-2	Speed	Sect-3	Speed	lap time	Top Speed	lap	Sect-1	Speed	Sect-2	Speed	Sect-3	Speed	lap time	Top Speed
1	Pit Out		37.775		43.201	193.8	2:34.250		7	57.119		32.370		37.911	205.1	2:07.400	178.5
2	1:04.332		35.487		42.648	192.6	2:22.467	153.0	8	59.508		38.234		40.860	195.0	2:18.602	175.3
3	1:01.347		33.830		39.895	197.4	2:15.072	159.3	9	57.301		32.565		37.259	207.1	2:07.125	170.9
4	6:59.670		33.852		40.233	194.4	8:13.755	161.0	10	57.787		35.811		41.624	207.1	2:15.222	175.0
5	59.717		34.900		41.864	205.8	2:16.481	170.3	11	56.101		32.705		Pit In		2:22.885	177.3
6	57.462		32.810		38.050	204.5	2:08.322	171.4	12								

7 Charles McCabe								BRM 25-8									
lap	Sect-1	Speed	Sect-2	Speed	Sect-3	Speed	lap time	Top Speed	lap	Sect-1	Speed	Sect-2	Speed	Sect-3	Speed	lap time	Top Speed
1	Pit Out		40.139		44.864	165.4	2:41.212		6	1:01.617		34.541		40.478	197.4	2:16.636	164.9
2	1:05.952		36.480		43.302	193.2	2:25.734	141.4	7	1:01.925		36.993		42.559	188.0	2:21.477	172.8
3	8:06.028		35.798		41.939	190.3	9:23.765	154.9	8	1:02.639		38.165		41.541	192.6	2:22.345	159.8
4	1:02.213		36.220		43.213	169.8	2:21.646	157.9	9	1:02.314		34.970		40.580	196.2	2:17.864	173.1
5	1:00.800		35.359		40.520	193.2	2:16.679	167.7	10	1:01.614		36.278		40.511	199.9	2:18.403	176.2

8 Tony Ditheridge								Cooper T45									
lap	Sect-1	Speed	Sect-2	Speed	Sect-3	Speed	lap time	Top Speed	lap	Sect-1	Speed	Sect-2	Speed	Sect-3	Speed	lap time	Top Speed
1	Pit Out		43.751		58.207	106.4	2:53.393		6	58.113		33.571		37.417	199.9	2:09.101	170.1
2	1:00.522		33.348		37.850	202.5	2:11.720	148.8	7	56.831		32.601		39.674	200.6	2:09.106	169.0
3	57.929		33.242		37.975	201.2	2:09.146	203.4	8	56.315		33.670		41.022	146.3	2:11.007	184.9
4	7:05.342		33.329		39.137	196.2	8:17.808	167.7	9	58.604		32.782		37.595	199.9	2:08.981	174.5
5	57.984		33.541		37.642	198.7	2:09.167	190.1	10	56.492		33.172		Pit In		2:21.237	164.9

9 Arnold Herreman								LDS Alfa Romeo 06									
lap	Sect-1	Speed	Sect-2	Speed	Sect-3	Speed	lap time	Top Speed	lap	Sect-1	Speed	Sect-2	Speed	Sect-3	Speed	lap time	Top Speed
1	Pit Out		40.004		48.299	162.0	2:50.291		6	1:04.493		36.174		42.209	166.3	2:22.876	161.9
2	1:09.946		37.880		44.507	159.1	2:32.333	143.2	7	1:03.064		35.875		41.571	178.5	2:20.510	144.2
3	7:15.583		37.128		42.691	178.0	8:35.402	153.2	8	1:02.392		34.613		41.963	172.2	2:18.968	155.6
4	1:03.980		37.218		42.450	170.8	2:23.648	162.9	9	1:02.327		35.184		40.620	170.3	2:18.131	156.3
5	1:04.753		35.345		42.690	179.5	2:22.788	158.6	10								

10 William Nuthall								Cooper T53									
lap	Sect-1	Speed	Sect-2	Speed	Sect-3	Speed	lap time	Top Speed	lap	Sect-1	Speed	Sect-2	Speed	Sect-3	Speed	lap time	Top Speed
1	Pit Out		34.465		38.266	210.6	2:18.564		6	50.993		30.005		34.382	220.1	1:55.380	197.4
2	54.920		30.829		36.698	213.4	2:02.447	169.5	7	50.991		29.866		34.575	223.3	1:55.432	206.9
3	57.892		31.394		34.941	221.7	2:04.227	161.2	8	51.191		30.260		34.536	222.5	1:55.987	203.4

## Historic Grand Prix 2019

Historic Grand Prix Cars Association  
Laps and Sector Times - Qualifying

6 - 8 September 2019  
Zandvoort GP - 4307 mtr.

4	6:47.569	32.341	35.357	220.9	7:55.267	184.6	9	50.763	30.119	34.101	224.8	1:54.983	193.5
5	52.163	30.237	34.518	221.7	1:56.918	184.3	10	57.366	32.685	Pit In		2:20.774	181.5

11 John Romano								Brabham BT11									
lap	Sect-1	Speed	Sect-2	Speed	Sect-3	Speed	lap time	Top Speed	lap	Sect-1	Speed	Sect-2	Speed	Sect-3	Speed	lap time	Top Speed
1	Pit Out		37.538		41.895	159.9	2:32.821		7	58.010		33.024		38.524	195.0	2:09.558	193.2
2	1:02.596		34.281		39.560	191.5	2:16.437	142.5	8	57.691		33.511		40.226	192.0	2:11.428	191.2
3	57.663		34.227		38.415	193.2	2:10.305	175.6	9	59.145		33.403		39.196	189.2	2:11.744	190.1
4	7:03.964		34.753		39.190	196.2	8:17.907	168.8	10	<u>56.323</u>		<u>32.798</u>		<u>37.178</u>	<u>198.1</u>	<u>2:06.299</u>	<u>203.4</u>
5	1:00.393		34.058		39.507	189.2	2:13.958	195.3	11	56.437		34.632		38.250	193.8	2:09.319	172.0
6	59.881		33.330		38.738	194.4	2:11.949	193.2	12								

15 Thomas Matzelberger								Cooper T45/51									
lap	Sect-1	Speed	Sect-2	Speed	Sect-3	Speed	lap time	Top Speed	lap	Sect-1	Speed	Sect-2	Speed	Sect-3	Speed	lap time	Top Speed
1	Pit Out		37.650		42.525	193.2	2:30.600		6	58.863		33.300		39.035	211.3	2:11.198	177.6
2	1:03.550		35.018		39.456	203.8	2:18.024	153.6	7	57.985		32.772		39.369	209.9	2:10.126	179.7
3	1:01.679		34.488		38.372	208.5	2:14.539	161.4	8	58.350		33.190		37.535	<u>216.4</u>	2:09.075	180.6
4	8:45.524		35.054		39.930	208.5	10:00.508	187.2	9	58.367		<u>32.387</u>		37.788	212.7	2:08.542	188.2
5	59.232		33.735		38.259	212.0	2:11.226	175.0	10	<u>56.934</u>		32.400		<u>37.120</u>	212.7	<u>2:06.454</u>	<u>189.1</u>

17 Marc Valvekens								Aston Martin DBR4									
lap	Sect-1	Speed	Sect-2	Speed	Sect-3	Speed	lap time	Top Speed	lap	Sect-1	Speed	Sect-2	Speed	Sect-3	Speed	lap time	Top Speed
1	Pit Out		47.233		49.449	142.0	3:02.815		6	1:03.422		34.923		40.949	183.1	2:19.294	153.0
2	1:10.714		40.756		46.402	141.3	2:37.872	122.9	7	1:04.812		36.426		41.778	182.1	2:23.016	160.5
3	9:09.166		37.400		45.243	170.8	10:31.809	136.2	8	1:00.681		34.903		40.357	<u>186.4</u>	2:15.941	162.9
4	1:04.364		35.360		41.621	177.5	2:21.345	143.8	9	<u>59.776</u>		<u>34.422</u>		<u>40.162</u>	180.5	<u>2:14.360</u>	164.6
5	1:02.461		34.590		40.582	178.0	2:17.633	<u>165.6</u>	10								

19 Paul Grant								Cooper Bristol Mk 2 3/53									
lap	Sect-1	Speed	Sect-2	Speed	Sect-3	Speed	lap time	Top Speed	lap	Sect-1	Speed	Sect-2	Speed	Sect-3	Speed	lap time	Top Speed
1	Pit Out		37.784		43.782	166.3	2:30.533		6	59.292		33.353		39.288	181.0	2:11.933	182.4
2	1:01.789		34.243		40.760	178.0	2:16.792	151.9	7	57.547		33.360		39.153	183.1	2:10.060	172.2
3	9:02.115		37.049		42.241	178.5	10:21.405	169.3	8	57.338		<u>33.060</u>		<u>38.560</u>	<u>184.7</u>	<u>2:08.958</u>	182.4
4	58.144		34.398		39.658	179.5	2:12.200	176.8	9	58.151		33.354		38.939	178.0	2:10.444	170.6
5	58.590		33.755		38.992	182.6	2:11.337	157.4	10	<u>57.245</u>		33.176		38.697	<u>184.7</u>	2:09.118	<u>182.7</u>

20 Christian Dumolin								Maserati 250F 2522									
lap	Sect-1	Speed	Sect-2	Speed	Sect-3	Speed	lap time	Top Speed	lap	Sect-1	Speed	Sect-2	Speed	Sect-3	Speed	lap time	Top Speed
1							2:23.632		5							2:23.788	
2							10:45.051		6							2:21.732	
3							2:23.844		7							2:22.148	
4							2:21.085		8							2:23.554	

21 Ian Nuthall								Alfa F2									
lap	Sect-1	Speed	Sect-2	Speed	Sect-3	Speed	lap time	Top Speed	lap	Sect-1	Speed	Sect-2	Speed	Sect-3	Speed	lap time	Top Speed
1	Pit Out		39.206		46.233	158.0	2:36.517		6	<u>56.603</u>		<u>33.121</u>		37.998	<u>189.7</u>	<u>2:07.722</u>	<u>185.2</u>
2	1:04.171		35.641		39.593	182.6	2:19.405	148.8	7	1:04.938		35.491		38.351	185.8	2:18.780	177.3
3	8:36.629		36.866		40.956	182.6	9:54.451	166.2	8	57.355		33.432		<u>37.775</u>	175.0	2:08.562	176.5
4	59.364		33.917		39.632	179.5	2:12.913	179.1	9	1:01.696		35.468		Pit In		<u>2:30.861</u>	163.1
5	59.015		34.133		38.963	186.4	2:12.111	175.6	10								

22 Steve Hart								Maserati 250F CM7									
lap	Sect-1	Speed	Sect-2	Speed	Sect-3	Speed	lap time	Top Speed	lap	Sect-1	Speed	Sect-2	Speed	Sect-3	Speed	lap time	Top Speed
1	Pit Out		37.407		39.564	205.8	2:29.429		7	58.536		<u>32.601</u>		<u>37.121</u>	216.4	2:08.258	155.6
2	58.942		33.885		39.095	207.1	2:11.922	168.2	8	58.301		33.881		38.431	<u>219.4</u>	2:10.613	158.1
3	<u>56.284</u>		33.720		37.771	214.2	2:07.775	181.8	9	56.836		33.006		37.420	214.9	<u>2:07.262</u>	164.9
4	6:50.343		33.884		37.962	216.4	8:02.189	<u>183.1</u>	10	57.164		33.710		39.218	216.4	2:10.092	174.5
5	57.559		33.297		37.315	214.9	2:08.171	164.9	11	56.727		33.734		37.444	216.4	2:07.905	167.2
6	57.236		33.201		37.823	211.3	2:08.260	154.1	12								

## Historic Grand Prix 2019

**Historic Grand Prix Cars Association**  
Laps and Sector Times - Qualifying

**6 - 8 September 2019**  
**Zandvoort GP - 4307 mtr.**

<b>24 Ingo Strolz</b>								<b>Cooper T51</b>									
lap	Sect-1	Speed	Sect-2	Speed	Sect-3	Speed	lap time	Top Speed	lap	Sect-1	Speed	Sect-2	Speed	Sect-3	Speed	lap time	Top Speed
1	Pit Out		37.044		42.031	185.8	2:31.524		5	1:02.507		34.991		Pit In		2:36.221	152.8
2	1:05.680		35.039		40.834	<u>210.6</u>	2:21.553	126.3	6	Pit Out		35.347		40.581	207.8	6:56.299	
3	1:02.102		<u>34.255</u>		<u>38.845</u>	190.9	<u>2:15.202</u>	159.8	7	1:02.655		35.940		41.048	186.4	2:19.643	<u>186.5</u>
4	7:15.558		37.158		41.423	184.7	8:34.139	170.1	8	<u>1:01.678</u>		34.467		Pit In		2:35.274	167.4
<b>25 Andy Middlehurst</b>								<b>Lotus 25 R4</b>									
lap	Sect-1	Speed	Sect-2	Speed	Sect-3	Speed	lap time	Top Speed	lap	Sect-1	Speed	Sect-2	Speed	Sect-3	Speed	lap time	Top Speed
1	Pit Out		37.141		38.127	203.2	2:40.029		6	<u>49.855</u>		29.964		36.401	214.2	1:56.220	210.1
2	56.456		31.353		34.865	211.3	2:02.674	190.5	7	50.113		29.738		35.919	208.5	1:55.770	198.9
3	50.637		30.112		34.445	212.7	1:55.194	<u>210.9</u>	8	57.440		35.563		Pit In		2:21.254	190.8
4	7:34.126		31.677		34.302	212.7	8:40.105	193.2	9	Pit Out		31.383		34.689	<u>214.9</u>	4:22.601	
5	50.312		<u>29.654</u>		<u>34.165</u>	212.7	<u>1:54.131</u>	209.3	10	54.419		32.374		Pit In		2:12.191	180.6
<b>26 Luc Brandts</b>								<b>Talbot Lago</b>									
lap	Sect-1	Speed	Sect-2	Speed	Sect-3	Speed	lap time	Top Speed	lap	Sect-1	Speed	Sect-2	Speed	Sect-3	Speed	lap time	Top Speed
1	Pit Out		40.582		44.459	166.7	2:35.631		5	1:02.671		<u>35.599</u>		43.960	179.5	2:22.230	163.6
2	1:05.372		37.823		43.830	168.5	2:27.025	153.4	6	<u>1:02.350</u>		37.463		42.573	185.3	2:22.386	161.7
3	8:22.982		38.708		42.671	185.8	9:44.361	147.3	7	1:03.828		36.483		Pit In		2:35.411	<u>166.9</u>
4	1:04.683		36.657		<u>40.917</u>	<u>189.2</u>	2:22.257	161.2	8								
<b>28 Eddie McGuire</b>								<b>Scarab Offenhauser</b>									
lap	Sect-1	Speed	Sect-2	Speed	Sect-3	Speed	lap time	Top Speed	lap	Sect-1	Speed	Sect-2	Speed	Sect-3	Speed	lap time	Top Speed
1	Pit Out		36.301		41.967	198.7	2:27.630		6	<u>55.189</u>		32.450		36.827	205.8	2:04.466	190.1
2	1:00.501		34.222		39.344	201.9	2:14.067	183.7	7	55.762		32.355		<u>36.536</u>	208.5	2:04.653	194.2
3	1:02.835		37.517		42.220	199.9	2:22.572	140.1	8	56.332		32.696		37.014	<u>210.6</u>	2:06.042	173.9
4	6:44.228		34.038		39.286	204.5	7:57.552	151.3	9	56.240		32.490		37.496	<u>210.6</u>	2:06.226	<u>194.9</u>
5	59.406		34.371		39.856	197.4	2:13.633	166.9	10	55.935		<u>32.246</u>		Pit In		2:21.318	186.9
<b>30 Guy Plante</b>								<b>Cooper Bristol T23</b>									
lap	Sect-1	Speed	Sect-2	Speed	Sect-3	Speed	lap time	Top Speed	lap	Sect-1	Speed	Sect-2	Speed	Sect-3	Speed	lap time	Top Speed
1	Pit Out		37.889		43.561	156.4	2:32.828		6	1:02.627		36.384		43.226	161.6	2:22.237	155.4
2	1:04.549		36.596		42.648	158.0	2:23.793	149.2	7	1:03.004		36.096		42.416	160.8	2:21.516	156.7
3	7:56.094		37.106		41.644	156.8	9:14.844	144.8	8	1:03.454		36.353		<u>40.696</u>	161.6	2:20.503	156.7
4	1:02.769		37.344		43.177	160.8	2:23.290	159.3	9	<u>1:01.826</u>		35.800		40.872	161.6	2:18.498	161.2
5	1:03.292		<u>35.549</u>		41.467	<u>162.8</u>	2:20.308	149.4	10	1:02.930		35.928		41.085	149.0	2:19.943	<u>163.6</u>
<b>32 Larry Kinch</b>								<b>Lotus 32 Tasman</b>									
lap	Sect-1	Speed	Sect-2	Speed	Sect-3	Speed	lap time	Top Speed	lap	Sect-1	Speed	Sect-2	Speed	Sect-3	Speed	lap time	Top Speed
1	Pit Out		38.158		44.228	183.7	2:32.529		2	1:04.989		<u>35.037</u>		<u>40.694</u>	<u>204.5</u>	2:20.720	136.2
<b>36 Erik Staes</b>								<b>Cooper Bristol Mk2 7/53</b>									
lap	Sect-1	Speed	Sect-2	Speed	Sect-3	Speed	lap time	Top Speed	lap	Sect-1	Speed	Sect-2	Speed	Sect-3	Speed	lap time	Top Speed
1	Pit Out		39.049		44.061	165.8	2:34.131		6	1:03.272		35.375		40.785	182.6	2:19.432	157.0
2	1:05.042		36.690		43.029	172.6	2:24.761	133.5	7	1:01.839		34.887		42.672	181.0	2:19.398	<u>163.1</u>
3	8:00.682		41.591		Pit In		9:41.050	143.0	8	1:02.304		37.075		41.568	179.5	2:20.947	158.1
4	Pit Out		37.032		41.767	178.5	3:10.945		9	<u>1:01.621</u>		<u>34.686</u>		<u>40.546</u>	<u>185.3</u>	2:16.853	159.5
5	1:02.684		35.683		41.546	181.6	2:19.913	159.5	10								
<b>37 Eddy Perk</b>								<b>Heron F1</b>									
lap	Sect-1	Speed	Sect-2	Speed	Sect-3	Speed	lap time	Top Speed	lap	Sect-1	Speed	Sect-2	Speed	Sect-3	Speed	lap time	Top Speed
1	Pit Out		37.971		43.237	154.9	2:32.352		2	1:04.129		<u>35.882</u>		<u>40.542</u>	<u>167.6</u>	2:20.553	141.7
<b>42 James Willis</b>								<b>Cooper T45</b>									
lap	Sect-1	Speed	Sect-2	Speed	Sect-3	Speed	lap time	Top Speed	lap	Sect-1	Speed	Sect-2	Speed	Sect-3	Speed	lap time	Top Speed
1	Pit Out		39.043		41.595	166.3	2:28.946		7	<u>55.692</u>		32.133		38.566	198.1	2:06.391	170.6
2	59.792		33.344		37.810	203.2	2:10.946	150.4	8	56.042		33.609		37.430	204.5	2:07.081	167.4
3	1:00.880		33.676		37.728	201.2	2:12.284	143.2	9	56.035		33.154		<u>37.215</u>	<u>208.5</u>	2:06.404	183.1
4	6:54.226		34.313		38.818	197.4	8:07.357	<u>195.7</u>	10	55.767		32.440		37.278	202.5	2:05.485	186.9
5	58.120		32.962		37.705	200.6	2:08.787	184.0	11	56.437		32.694		38.004	199.3	2:07.135	170.9



## Historic Grand Prix 2019

Historic Grand Prix Cars Association  
Laps and Sector Times - Qualifying

6 - 8 September 2019  
Zandvoort GP - 4307 mtr.

6	56.254	32.038	37.327	201.9	2:05.619	175.3	12										
<b>47</b>	<b>Brian Jolliffe</b>							Cooper T45									
lap	Sect-1	Speed	Sect-2	Speed	Sect-3	Speed	lap time	Top Speed	lap	Sect-1	Speed	Sect-2	Speed	Sect-3	Speed	lap time	Top Speed
1	Pit Out		40.162		44.395	184.2	2:41.560		2	1:02.541		34.693		38.353	171.7	2:15.587	161.7
<b>66</b>	<b>Sid Hoole</b>							Cooper T66 F1									
lap	Sect-1	Speed	Sect-2	Speed	Sect-3	Speed	lap time	Top Speed	lap	Sect-1	Speed	Sect-2	Speed	Sect-3	Speed	lap time	Top Speed
1	Pit Out		37.482		42.496	161.6	2:34.616		7	55.568		31.612		37.879	207.1	2:05.059	173.9
2	59.667		32.783		37.757	205.8	2:10.207	145.9	8	55.102		31.337		37.156	205.1	2:03.595	179.7
3	56.298		32.621		37.515	208.5	2:06.434	183.7	9	56.683		31.480		36.631	204.5	2:04.794	173.6
4	6:48.340		31.961		37.893	203.8	7:58.194	183.1	10	56.164		32.539		36.065	209.2	2:04.768	163.9
5	58.859		33.638		38.605	208.5	2:11.102	168.0	11	55.881		35.425		Pit In		2:29.084	198.9
6	54.827		31.877		36.644	209.2	2:03.348	186.9	12								
<b>70</b>	<b>Andrew Beaumont</b>							Lotus 18 915									
lap	Sect-1	Speed	Sect-2	Speed	Sect-3	Speed	lap time	Top Speed	lap	Sect-1	Speed	Sect-2	Speed	Sect-3	Speed	lap time	Top Speed
1	Pit Out		35.185		38.971	215.6	2:22.126		7	52.551		29.996		34.595	222.5	1:57.142	204.5
2	55.324		30.998		35.580	224.8	2:01.902	191.8	8	52.013		31.726		35.719	228.1	1:59.458	212.6
3	52.544		30.665		34.904	222.5	1:58.113	193.9	9	50.932		30.716		34.914	228.1	1:56.562	197.4
4	7:29.218		32.814		34.631	224.8	8:36.663	204.9	10	55.719		32.082		35.733	224.0	2:03.534	204.9
5	51.507		30.201		34.596	224.8	1:56.304	202.2	11	50.847		29.665		34.898	221.7	1:55.410	204.5
6	51.674		30.117		36.270	223.3	1:58.061	210.1	12	51.031		29.845		Pit In		2:15.939	206.5
<b>72</b>	<b>Tom de Gres</b>							Brabham BT14									
lap	Sect-1	Speed	Sect-2	Speed	Sect-3	Speed	lap time	Top Speed	lap	Sect-1	Speed	Sect-2	Speed	Sect-3	Speed	lap time	Top Speed
1	Pit Out		38.353		40.814	183.1	2:29.931		7	58.059		33.139		36.696	203.2	2:07.894	161.9
2	1:03.924		35.926		39.700	183.1	2:19.550	134.5	8	58.470		33.112		39.106	183.7	2:10.688	162.9
3	1:01.631		34.715		37.813	197.4	2:14.159	144.8	9	57.653		32.890		36.937	204.5	2:07.480	150.6
4	7:09.216		33.885		37.245	200.6	8:20.346	160.5	10	57.887		34.167		40.297	205.1	2:12.351	175.3
5	58.959		33.083		37.218	196.8	2:09.260	158.6	11	57.155		33.530		37.171	205.1	2:07.856	165.9
6	57.796		32.372		37.922	198.7	2:08.090	169.3	12								
<b>73</b>	<b>Tom Dark</b>							Cooper T51									
lap	Sect-1	Speed	Sect-2	Speed	Sect-3	Speed	lap time	Top Speed	lap	Sect-1	Speed	Sect-2	Speed	Sect-3	Speed	lap time	Top Speed
1	Pit Out		37.857		43.391	165.4	2:35.909		7	56.351		31.590		37.636	205.8	2:05.577	179.1
2	1:05.692		35.348		39.893	189.2	2:20.933	144.6	8	55.163		31.329		36.455	210.6	2:02.947	188.8
3	1:03.103		33.384		37.698	201.2	2:14.185	157.7	9	57.086		31.692		35.966	212.7	2:04.744	190.5
4	6:54.909		33.891		39.986	198.1	8:08.786	177.9	10	55.611		31.024		35.580	213.4	2:02.215	180.0
5	59.822		33.486		37.053	211.3	2:10.361	166.4	11	54.282		31.717		37.207	216.4	2:03.206	184.9
6	56.605		32.647		36.538	209.9	2:05.790	169.5	12								
<b>79</b>	<b>Michael Gans</b>							Cooper T79									
lap	Sect-1	Speed	Sect-2	Speed	Sect-3	Speed	lap time	Top Speed	lap	Sect-1	Speed	Sect-2	Speed	Sect-3	Speed	lap time	Top Speed
1	Pit Out		32.801		37.218	221.7	2:16.953		3	55.203		32.423		37.319	220.9	2:04.945	169.8
2	55.320		31.442		49.683	212.0	2:16.445	172.5	4								
<b>80</b>	<b>Nick Taylor</b>							Lotus 18 914									
lap	Sect-1	Speed	Sect-2	Speed	Sect-3	Speed	lap time	Top Speed	lap	Sect-1	Speed	Sect-2	Speed	Sect-3	Speed	lap time	Top Speed
1	Pit Out		37.465		41.055	190.9	2:39.033		7	55.682		32.948		36.921	194.4	2:05.551	180.3
2	59.188		32.808		38.157	195.0	2:10.153	168.5	8	57.798		35.770		37.160	192.6	2:10.728	195.7
3	57.614		32.340		37.788	196.8	2:07.742	170.9	9	55.353		32.367		37.981	193.2	2:05.701	191.2
4	7:16.915		34.063		38.116	195.6	8:29.094	182.4	10	55.705		31.933		36.622	196.2	2:04.260	185.9
5	56.080		32.107		37.177	194.4	2:05.364	177.0	11	57.446		32.285		36.929	196.8	2:06.660	189.1
6	55.877		32.354		36.723	197.4	2:04.954	181.2	12								
<b>91</b>	<b>Chris Drake</b>							Cooper T71/73									
lap	Sect-1	Speed	Sect-2	Speed	Sect-3	Speed	lap time	Top Speed	lap	Sect-1	Speed	Sect-2	Speed	Sect-3	Speed	lap time	Top Speed
1	Pit Out		33.679		39.887	198.7	2:43.110		7	54.265		31.417		37.503	199.9	2:03.185	200.0
2	59.305		32.682		38.002	203.8	2:09.989	186.5	8	56.103		31.335		36.380	207.1	2:03.818	177.0
3	56.171		31.718		36.333	207.1	2:04.222	186.5	9	56.162		31.580		35.762	212.0	2:03.504	185.6
4	6:41.670		32.449		36.960	203.8	7:51.079	206.5	10	55.668		32.000		35.633	212.0	2:03.301	178.8

## Historic Grand Prix 2019

Historic Grand Prix Cars Association

6 - 8 September 2019

Laps and Sector Times - Qualifying

Zandvoort GP - 4307 mtr.

5	54.799	31.444	37.020	201.9	2:03.263	193.9	11	53.808	31.369	39.555	203.2	2:04.732	193.2
6	55.031	32.434	36.338	204.5	2:03.803	187.5	12						

99 Mark Shaw								Lotus 21									
lap	Sect-1	Speed	Sect-2	Speed	Sect-3	Speed	lap time	Top Speed	lap	Sect-1	Speed	Sect-2	Speed	Sect-3	Speed	lap time	Top Speed
1	Pit Out		36.848		39.181	193.2	2:25.779		3	54.355		32.003		37.167	199.3	2:03.525	182.1
2	57.389		32.418		40.646	193.2	2:10.453	177.3	4								

122 Peter Horsman								Lotus 18/21									
lap	Sect-1	Speed	Sect-2	Speed	Sect-3	Speed	lap time	Top Speed	lap	Sect-1	Speed	Sect-2	Speed	Sect-3	Speed	lap time	Top Speed
1	Pit Out		38.309		37.921	206.5	2:22.177		5	51.476		30.048		34.436	227.3	1:55.960	202.2
2	56.787		30.665		38.155	220.9	2:05.607	173.1	6	58.662		32.909		35.977	225.6	2:07.548	193.9
3	52.104		30.230		34.354	226.5	1:56.688	198.9	7	56.713		37.933		36.905	225.6	2:11.551	213.0
4	7:25.027		32.078		35.139	226.5	8:32.244	220.0	8								

132 Chris Locke								Lotus 32B F2 7									
lap	Sect-1	Speed	Sect-2	Speed	Sect-3	Speed	lap time	Top Speed	lap	Sect-1	Speed	Sect-2	Speed	Sect-3	Speed	lap time	Top Speed
1	Pit Out		40.081		46.229	166.7	2:45.180		6	57.561		32.607		37.166	205.1	2:07.334	176.2
2	1:05.657		34.966		41.532	194.4	2:22.155	150.0	7	57.710		33.522		39.555	209.9	2:10.787	197.1
3	8:49.625		36.102		40.715	201.2	10:06.442	169.5	8	56.903		34.281		38.190	216.4	2:09.374	198.5
4	1:00.651		35.581		38.914	201.9	2:15.146	184.0	9	55.776		33.661		35.654	214.2	2:05.091	213.4
5	58.662		35.291		38.854	195.0	2:12.807	190.5	10	56.245		32.019		36.357	215.6	2:04.621	201.5

248 Klaus Lehr								Maserati 250F CM5									
lap	Sect-1	Speed	Sect-2	Speed	Sect-3	Speed	lap time	Top Speed	lap	Sect-1	Speed	Sect-2	Speed	Sect-3	Speed	lap time	Top Speed
1	Pit Out		38.208		40.539	196.8	2:29.845		6	57.645		33.748		38.511	199.3	2:09.904	180.3
2	58.503		33.299		39.294	199.9	2:11.096	177.0	7	58.252		34.671		38.468	199.9	2:11.391	164.6
3	57.736		33.510		38.452	202.5	2:09.698	180.9	8	58.899		34.369		40.157	178.0	2:13.425	173.9
4	6:49.346		34.022		38.558	203.8	8:01.926	172.5	9	59.732		33.512		Pit In		2:25.755	164.9
5	57.974		34.559		37.958	201.2	2:10.491	178.8	10								

## Historic Grand Prix 2019

Heat name : Historic Grand Prix Cars Association - Qualifying  
 Heat Date : 06 September 2019  
 Track name : Zandvoort GP - 4307 mtr.

Participants Started : 36 Participants Classified : 37  
 Participants Finished : 25 Participants Not Classified : 0  
 Participants Not Finished : 11

Green flag at : 09:43:03 Heat recording start time : 09:40:19  
 Finish flag waved at : 10:12:55 Heat recording end time : 10:15:54  
 Total time under Green : 29:52 Total of All Laps in Heat : 318  
 Number of cautions : 0 Total time under Yellow : 00:00:00  
 Number of code-60's : 0 Total time under Code-60 : 00:00:00

### Best Lap time history during the Heat

#	Nbr	lap time	in lap Name	Car	time of day
1	25	2:02.674	2 Andy Middlehurst	Lotus 25 R4	09:47:53
2	70	2:01.902	2 Andrew Beaumont	Lotus 18 915	09:47:55
3	25	1:55.194	3 Andy Middlehurst	Lotus 25 R4	09:49:48
4	25	1:54.131	5 Andy Middlehurst	Lotus 25 R4	10:00:23

### Summary of best laptimes per class

Nbr	Name / Team name	Car	Cls	Fastest Laptime	In	Speed
1	John Gillett	MG K3	1	2:46.784	8	92.97
26	Luc Brandts	Talbot Lago	2	2:22.230	5	109.01
21	Ian Nuthall	Alta F2	5	2:07.722	6	121.40
22	Steve Hart	Maserati 250F CM7	6	2:07.262	9	121.84
5	Marshall Bailey	Lotus 16 364	7a	2:07.125	9	121.97
10	William Nuthall	Cooper T53	7b	1:54.983	9	134.85
28	Eddie McGuire	Scarab Offenhauser	8	2:04.466	6	124.57
42	James Willis	Cooper T45	9	2:05.485	10	123.56
91	Chris Drake	Cooper T71/73	10	2:03.185	7	125.87
25	Andy Middlehurst	Lotus 25 R4	11	1:54.131	5	135.85
70	Andrew Beaumont	Lotus 18 915	12	1:55.410	11	134.35

# Historic Grand Prix 2019

Final starting grid

6 - 8 September 2019  
Zandvoort GP - 4307 mtr.

## Starting grid - Historic Grand Prix Cars Association - Race 1

Start Time : 10:15 - Heat Duration : 25 Minutes


Pos	Nbr	Name	time		Pos	Nbr	Name	time
----- STARTLINE -----								
Pole Right								
					1	25	Andy Middlehurst	1: 54.131
2	10	William Nuthall	1: 54.983	Row 1	3	70	Andrew Beaumont	1: 55.410
4	122	Peter Horsman	1: 55.960	Row 2	5	3	Barry Cannell	1: 56.962
6	73	Tom Dark	2: 02.215	Row 3	7	91	Chris Drake	2: 03.185
8	66	Sid Hoole	2: 03.348	Row 4	9	99	Mark Shaw	2: 03.525
10	80	Nick Taylor	2: 04.260	Row 5	11	28	Eddie McGuire	2: 04.466
12	132	Chris Locke	2: 04.621	Row 6	13	79	Michael Gans	2: 04.945
14	42	James Willis	2: 05.485	Row 7	15	2	Rod Jolley	2: 05.948
16	11	John Romano	2: 06.299	Row 8	17	15	Thomas Matzelberger	2: 06.454
18	5	Marshall Bailey	2: 07.125	Row 9	19	22	Steve Hart	2: 07.262
20	72	Tom de Gres	2: 07.480	Row 10	21	21	Ian Nuthall	2: 07.722
22	19	Paul Grant	2: 08.958	Row 11	23	8	Tony Ditheridge	2: 08.981
24	248	Klaus Lehr	2: 09.698	Row 12	25	17	Marc Valvekens	2: 14.360
26	24	Ingo Strolz	2: 15.202	Row 13	27	47	Brian Jolliffe	2: 15.587
28	7	Charles McCabe	2: 16.636	Row 14				

Results: [www.raceresults.nu](http://www.raceresults.nu)

Timekeeping by : Circuit Park Zandvoort

Publication-time

Time Printed 06-09-2019 - 18:15

Steward	Steward	Steward	
Ton Nachtegeller (9953)	Gerard du Pre (2832)	Ton van Dongen (1591)	

Page 1 of 2



GASSAN CHOPARD  
A Willem Choice



6-7-8 SEPTEMBER 2019

WWW.HISTORICGRANDPRIX.NL

## Historic Grand Prix 2019

Final starting grid

6 - 8 September 2019  
Zandvoort GP - 4307 mtr.

### Starting grid - Historic Grand Prix Cars Association - Race 1

Start Time : 10:15 - Heat Duration : 25 Minutes


Pos	Nbr	Name	time		Pos	Nbr	Name	time
30	9	Arnold Herreman	2: 18.131	Row 15	29	36	Erik St aes	2: 16.853
32	37	Eddy Perk	2: 20.553	Row 16	31	32	Guy Plante	2: 18.498
34	20	Christian Dumolin	2: 21.085	Row 17	33	232	Larry Kinch	2: 20.720
36	1	John Gillett	2: 46.784	Row 18	35	26	Luc Brandts	2: 22.230
				Row 19	37	6	John Emery	

Results: [www.raceresults.nu](http://www.raceresults.nu)

Timekeeping by : Circuit Park Zandvoort

Publication-time

Time Printed 06-09-2019 - 18:15

Steward	Steward	Steward	
Ton Nachtegeller (9953)	Gerard du Pre (2832)	Ton van Dongen (1591)	

Page 2 of 2



GASSAN CHOPARD  
A Willem Choice



 6-7-8 SEPTEMBER 2019

WWW.HISTORICGRANDPRIX.NL

## Historic Grand Prix 2019

Historic Grand Prix Cars Association  
Final results Race 1

6 - 8 September 2019  
Zandvoort GP - 4307 mtr.

Pos	Nbr	Name	Car	Cls	PIC	Gap	Total time	Fastest	In	Avg. Speed
1	25	Andy Middlehurst (GBR)	Lotus 25 R4	11	1	-- 11 laps --	25:24.767	1:55.988	9	111.85
2	10	William Nuthall (GBR)	Cooper T53	7b	1	0.817	25:25.584	1:55.939	9	111.79
3	3	Barry Cannell (GBR)	Brabham BT11A	12	1	1.966	25:26.733	1:56.588	9	111.71
4	70	Andrew Beaumont (GBR)	Lotus 18 915	12	2	2.422	25:27.189	1:56.007	9	111.68
5	73	Tom Dark (GBR)	Cooper T51	7b	2	28.031	25:52.798	2:00.558	10	109.83
6	66	Sid Hoole (GBR)	Cooper T66 F1	11	2	28.480	25:53.247	2:00.389	10	109.80
7	91	Chris Drake (GBR)	Cooper T71/73	10	1	33.231	25:57.998	2:00.591	10	109.47
8	132	Chris Locke (USA)	Lotus 32B F2 7	12	3	38.367	26:03.134	2:02.914	10	109.11
9	28	Eddie McGuire (IRL)	Scarab Offenhauser	8	1	39.617	26:04.384	2:04.158	9	109.02
10	42	James Willis (GBR)	Cooper T45	9	1	39.828	26:04.595	2:03.519	10	109.01
11	80	Nick Taylor (GBR)	Lotus 18 914	10	2	43.283	26:08.050	2:04.548	10	108.77
12	2	Rod Jolley (GBR)	Lister Jaguar	8	2	45.905	26:10.672	2:04.656	9	108.58
13	22	Steve Hart (GBR)	Maserati 250F CM7	6	1	47.612	26:12.379	2:04.873	9	108.47
14	5	Marshall Bailey (GBR)	Lotus 16 364	7a	1	48.044	26:12.811	2:04.990	9	108.44
15	15	Thomas Matzelberger (AUT)	Cooper T45/51	7b	3	55.212	26:19.979	2:06.264	10	107.94
16	8	Tony Ditheridge (GBR)	Cooper T45	9	2	55.393	26:20.160	2:06.469	10	107.93
17	11	John Romano (USA)	Brabham BT11	11	3	58.837	26:23.604	2:06.555	10	107.70
18	248	Klaus Lehr (GER)	Maserati 250F CM5	6	2	1:02.375	26:27.142	2:06.671	10	107.46
19	21	Ian Nuthall (GBR)	Alta F2	5	1	1:04.429	26:29.196	2:08.306	9	107.32
20	19	Paul Grant (BEL)	Cooper Bristol Mk 2 3/53	5	2	1:05.265	26:30.032	2:08.516	10	107.26
21	232	Larry Kinch (GBR)	Lotus 32 Tasman	12	4	1:07.739	26:32.506	2:06.888	10	107.09
22	37	Eddy Perk (NLD)	Heron F1	10	3	1:11.728	26:36.495	2:05.874	10	106.83
23	72	Tom de Gres (BEL)	Brabham BT14	12	5	1:22.272	26:47.039	2:06.606	10	106.13
24	36	Erik Staes (BEL)	Cooper Bristol Mk2 7/53	5	3	1:31.899	26:56.666	2:14.412	9	105.49
25	9	Arnold Herreman (BEL)	LDS Alfa Romeo 06	10	4	1:32.759	26:57.526	2:14.025	10	105.44
26	17	Marc Valvekens (BEL)	Gordini	6	3	1:34.177	26:58.944	2:14.281	8	105.35
27	20	Christian Dumolin (FRA)	Maserati 250F 2522	6	4	2:00.794	27:25.561	2:20.583	4	103.64
28	32	Guy Plante (BEL)	Cooper Bristol T23	5	4	2:01.187	27:25.954	2:20.928	10	103.62
29	26	Luc Brandts (NLD)	Talbot Lago	2	1	2:03.068	27:27.835	2:20.291	11	103.50
30	24	Ingo Strolz (AUT)	Cooper T51	7b	4	-- 10 laps --	24:54.832	2:14.204	9	103.72
31	6	John Emery (GBR)	Brabham BT4	12	6	40.597	25:35.429	2:26.555	8	100.98
32	7	Charles McCabe (USA)	BRM 25-8	7a	2	2:27.197	27:22.029	2:19.097	10	94.42
33	47	Brian Jolliffe (GBR)	Cooper T45	9	3	-- 9 laps --	22:59.778	2:14.374	3	101.13
34	1	John Gillett (AUS)	MG K3	1	1	3:16.608	26:16.386	2:44.669	8	88.52
35	79	Michael Gans (CH/US)	Cooper T79	12	7	-- 5 laps --	11:30.394	1:58.697	4	112.29
36	122	Peter Horsman (GBR)	Lotus 18/21	12	8	-- 4 laps --	9:10.838	1:58.199	4	112.59
37	99	Mark Shaw (GBR)	Lotus 21	10	5	30.601	9:41.439	2:05.189	3	106.66

#7: Transponder low battery


Fastest time : 1:55.939 in lap 9 by nbr. 10 : William Nuthall (Cooper T53)

Publication-time

Results: [www.raceresults.nu](http://www.raceresults.nu)

Timekeeping by : Circuit Park Zandvoort

Time Printed 07-09-2019 - 18:08

Steward	Steward	Steward	
Ton Nachtegeller (9953)	Gerard du Pre (2832)	Ton van Dongen (1591)	
Page 1 of 1			



GASSAN CHOPARD  
A Brilliant Choice



6-7-8 SEPTEMBER 2019

WWW.HISTORICGRANDPRIX.NL

## Historic Grand Prix 2019

Historic Grand Prix Cars Association

6 - 8 September 2019  
Zandvoort GP - 4307 mtr.

### Result of Race 1

#### Class 1 - Front Engine - 1925 - 1934 Grand Prix cars running on 18 or 19 wheels

Pos	Nbr	Name	Car	Gap	Diff	Total time	Fastest	In
1	1	John Gillett (AUS)	MG K3	-- 9 laps --		26:16.386	2:44.669	8

#### Class 2 - Front Engine - 1935 - 1951 Grand Prix cars running on 18 or 19 wheels

Pos	Nbr	Name	Car	Gap	Diff	Total time	Fastest	In
1	26	Luc Brandts (NLD)	Talbot Lago	-- 11 laps --		27:27.835	2:20.291	11

#### Class 5 - Front Engine - 1952/53 2 litre Grand Prix cars

Pos	Nbr	Name	Car	Gap	Diff	Total time	Fastest	In
1	21	Ian Nuthall (GBR)	Alfa F2	-- 11 laps --		26:29.196	2:08.306	9
2	19	Paul Grant (BEL)	Cooper Bristol Mk 2 3/53	0.836	0.836	26:30.032	2:08.516	10
3	32	Guy Plante (BEL)	Cooper Bristol T23	56.758	55.922	27:25.954	2:20.928	10

#### Class 6 Front Engine - 1954 -1958 Grand Prix cars on 16 wheels

Pos	Nbr	Name	Car	Gap	Diff	Total time	Fastest	In
1	22	Steve Hart (GBR)	Maserati 250F CM7	-- 11 laps --		26:12.379	2:04.873	9
2	248	Klaus Lehr (GER)	Maserati 250F CM5	14.763	14.763	26:27.142	2:06.671	10
3	17	Marc Valvekens (BEL)	Aston Martin DBR4	46.565	31.802	26:58.944	2:14.281	8
4	20	Christian Dumolin (FRA)	Maserati 250F 2522	1:13.182	26.617	27:25.561	2:20.583	4

#### Class 7a Front Engine - Pre 1961 front engine Grand Prix cars on 15 wheels

Pos	Nbr	Name	Car	Gap	Diff	Total time	Fastest	In
1	5	Marshall Bailey (GBR)	Lotus 16 364	-- 11 laps --		26:12.811	2:04.990	9
2	7	Charles McCabe (USA)	BRM 25-8	-- 10 laps --		27:22.029	2:19.097	10

#### Class 7b Rear Engine - Pre 1961 Grand Prix cars on 15 wheels

Pos	Nbr	Name	Car	Gap	Diff	Total time	Fastest	In
1	10	William Nuthall (GBR)	Cooper T53	-- 11 laps --		25:25.584	1:55.939	9
2	73	Tom Dark (GBR)	Cooper T51	27.214	27.214	25:52.798	2:00.558	10
3	15	Thomas Matzelberger (AUT)	Cooper T45/51	54.395	27.181	26:19.979	2:06.264	10
4	24	Ingo Strolz (AUT)	Cooper T51	-- 10 laps --		24:54.832	2:14.204	9

#### Class 8 Front Engine - Formula Libre, Indianapolis & Intercontinental cars

Pos	Nbr	Name	Car	Gap	Diff	Total time	Fastest	In
1	28	Eddie McGuire (IRL)	Scarab Offenhauser	-- 11 laps --		26:04.384	2:04.158	9
2	2	Rod Jolley (GBR)	Lister Jaguar	6.288	6.288	26:10.672	2:04.656	9


Fastest time : 1:55.939 in lap 9 by nbr. 10 : William Nuthall (Cooper T53)

**Publication-time**

Results: [www.raceresults.nu](http://www.raceresults.nu)

Timekeeping by : Circuit Park Zandvoort

Time Printed 07-09-2019 - 11:00

Race Director Roland Bruynseraede (RACB 46)	Steward Ton Nachtgeller (9953)	Timekeeper Ilja Lammers (47595)	
Page 1 of 2	Results remain provisional pending technical examination and decisions from the stewards of the meeting		



## Historic Grand Prix 2019

Historic Grand Prix Cars Association

6 - 8 September 2019  
Zandvoort GP - 4307 mtr.

### Result of Race 1

#### Class 9 Rear Engine - Pre 1961 Grand Prix/Formula 2 cars of not more

Pos	Nbr	Name	Car	Gap	Diff	Total time	Fastest	In
1	42	James Willis (GBR)	Cooper T45	-- 11 laps --		26:04.595	2:03.519	10
2	8	Tony Ditheridge (GBR)	Cooper T45	15.565	15.565	26:20.160	2:06.469	10
3	47	Brian Jolliffe (GBR)	Cooper T45	-- 9 laps --		22:59.778	2:14.374	3

#### Class 10 Rear Engine - Pre 1966 1.5 litre 4 cylinder Formula 1 cars and

Pos	Nbr	Name	Car	Gap	Diff	Total time	Fastest	In
1	91	Chris Drake (GBR)	Cooper T71/73	-- 11 laps --		25:57.998	2:00.591	10
2	80	Nick Taylor (GBR)	Lotus 18 914	10.052	10.052	26:08.050	2:04.548	10
3	37	Eddy Perk (NLD)	Heron F1	38.497	28.445	26:36.495	2:05.874	10
4	36	Erik Staes (BEL)	Cooper Bristol Mk2 7/53	58.668	20.171	26:56.666	2:14.412	9
5	9	Arnold Herreman (BEL)	LDS Alfa Romeo 06	59.528	0.860	26:57.526	2:14.025	10
6	99	Mark Shaw (GBR)	Lotus 21	-- 4 laps --		9:41.439	2:05.189	3

#### Class 11 Rear Engine - Pre 1966 1.5 litre multi-cylinder Formula 1 cars

Pos	Nbr	Name	Car	Gap	Diff	Total time	Fastest	In
1	25	Andy Middlehurst (GBR)	Lotus 25 R4	-- 11 laps --		25:24.767	1:55.988	9
2	66	Sid Hoole (GBR)	Cooper T66 F1	28.480	28.480	25:53.247	2:00.389	10
3	11	John Romano (USA)	Brabham BT11	58.837	30.357	26:23.604	2:06.555	10

#### Class 12 Rear Engine - Pre 1966 Tasman and Intercontinental 4 cylinder cars

Pos	Nbr	Name	Car	Gap	Diff	Total time	Fastest	In
1	3	Barry Cannell (GBR)	Brabham BT11A	-- 11 laps --		25:26.733	1:56.588	9
2	70	Andrew Beaumont (GBR)	Lotus 18 915	0.456	0.456	25:27.189	1:56.007	9
3	132	Chris Locke (USA)	Lotus 32B F2 7	36.401	35.945	26:03.134	2:02.914	10
4	232	Larry Kinch (GBR)	Lotus 32 Tasman	1:05.773	29.372	26:32.506	2:06.888	10
5	72	Tom de Gres (BEL)	Brabham BT14	1:20.306	14.533	26:47.039	2:06.606	10
6	6	John Emery (GBR)	Brabham BT4	-- 10 laps --		25:35.429	2:26.555	8
7	79	Michael Gans (CH/US)	Cooper T79	-- 5 laps --		11:30.394	1:58.697	4
8	122	Peter Horsman (GBR)	Lotus 18/21	-- 4 laps --		9:10.838	1:58.199	4

#7: Transponder low battery


Fastest time : 1:55.939 in lap 9 by nbr. 10 : William Nuthal (Cooper T53)

**Publication-time**

Results: [www.raceresults.nu](http://www.raceresults.nu)

Timekeeping by : Circuit Park Zandvoort

Time Printed 07-09-2019 - 11:00

Race Director  Roland Bruynseraede (RACB 46)	Steward  Ton Nachtegeller (9953)	Timekeeper  Ilja Lammers (47595)	
Page 2 of 2	Results remain provisional pending technical examination and decisions from the stewards of the meeting		



GASSAN CHOPARD  
A Brilliant Choice



 6-7-8 SEPTEMBER 2019

WWW.HISTORICGRANDPRIX.NL



## Historic Grand Prix 2019

Historic Grand Prix Cars Association  
Laptimes - Race 1

6 - 8 September 2019  
Zandvoort GP - 4307 mtr.

Nbr	Name / Team name	1	2	3	4	5	6	7	8	9	10	11	12	13	14	15
1	John Gillett	2:52.157	2:53.490	2:45.729	2:48.693	3:15.165	2:51.837	2:52.946	2:44.669	2:53.655						
2	Rod Jolley	2:11.879	2:57.358	2:06.738	2:06.025	2:15.651	3:15.098	2:46.865	2:07.074	2:04.656	2:04.840	2:07.073				
3	Barry Carnell	2:03.911	3:01.053	1:59.798	1:59.512	2:02.792	3:37.025	2:48.664	1:57.757	1:56.588	1:57.188	1:57.270				
5	Marshal Bailey	2:14.324	2:59.422	2:10.187	2:07.998	2:11.575	3:10.873	2:45.585	2:07.414	2:04.990	2:05.602	2:06.492				
6	John Emery	2:41.103	2:39.393	2:28.484	2:28.356	2:33.476	2:33.618	2:28.454	2:26.555	2:28.151	2:28.261					
7	Charles McCabe	4:28.089	3:28.328	2:19.288	2:30.376	2:24.746	2:39.085	2:20.972	2:20.523	2:19.823	2:19.097					
8	Tony Ditheridge	2:17.381	2:58.322	2:11.122	2:08.907	2:14.495	3:07.059	2:43.706	2:09.428	2:06.795	2:06.469	2:06.948				
9	Arnold Herreman	2:34.194	2:47.413	2:20.892	2:17.306	2:20.996	2:40.154	2:43.411	2:15.520	2:16.660	2:14.025	2:14.807				
10	William Nuthall	1:59.192	3:05.672	1:56.454	1:56.249	2:05.845	3:37.957	2:51.093	1:57.202	1:55.939	1:56.965	1:58.435				
11	John Romano	2:12.816	3:01.093	2:12.113	2:09.992	2:11.625	3:08.256	2:44.482	2:12.255	2:08.458	2:06.555	2:08.591				
15	Thomas Matzelberger	2:14.794	2:58.602	2:11.728	2:09.658	2:15.036	3:07.299	2:44.012	2:09.877	2:08.414	2:06.264	2:06.323				
17	Marc Valvekens	2:21.111	2:56.641	2:19.510	2:16.534	2:26.594	2:42.235	2:43.019	2:14.281	2:17.436	2:14.590	2:16.879				
19	Paul Grant	2:17.562	2:58.871	2:12.348	2:09.817	2:15.431	3:05.182	2:42.524	2:11.256	2:08.860	2:08.516	2:10.006				
20	Christian Dumolin	2:33.416	2:47.875	2:21.088	2:20.583	2:23.238	2:35.628	2:42.745	2:21.888	2:22.332	2:22.162	2:20.625				
21	Ian Nuthall	2:16.600	2:57.974	2:13.404	2:09.240	2:16.346	3:05.154	2:43.352	2:11.991	2:08.306	2:08.481	2:09.215				
22	Steve Hart	2:11.480	2:57.761	2:06.833	2:06.311	2:15.824	3:15.316	2:45.660	2:07.181	2:04.873	2:04.891	2:07.811				
24	Ingo Strolz	2:21.498	2:56.645	2:15.725	2:16.998	2:20.862	2:48.832	2:43.011	2:14.999	2:14.204	2:31.736					
25	Andy Middlehurst	1:57.890	3:07.027	1:57.004	1:56.802	2:06.040	3:37.594	2:50.736	1:57.235	1:55.988	1:56.587	1:57.303				
26	Luc Brandts	2:35.775	2:47.629	2:22.490	2:20.939	2:29.323	2:29.287	2:41.153	2:21.888	2:23.271	2:21.470	2:20.291				
28	Eddie McGuire	2:06.703	2:59.191	2:06.381	2:05.567	2:15.972	3:14.886	2:49.088	2:06.036	2:04.158	2:04.206	2:05.549				
32	Guy Plante	2:30.245	2:50.796	2:23.408	2:22.291	2:23.830	2:33.334	2:43.717	2:21.259	2:22.305	2:20.928	2:21.268				
36	Erik Staes	2:28.177	2:50.078	2:17.558	2:16.214	2:20.517	2:47.699	2:43.336	2:14.414	2:14.412	2:14.766	2:17.503				
37	Eddy Perk	2:44.966	3:23.832	2:08.549	2:06.799	2:23.569	2:23.278	2:37.845	2:11.556	2:10.579	2:05.874	2:07.180				
42	James Willis	2:11.713	2:58.414	2:06.184	2:06.009	2:13.567	3:15.608	2:46.868	2:07.074	2:04.802	2:03.519	2:03.568				
47	Brian Joliffe	2:21.791	2:56.640	2:14.374	2:15.490	2:21.697	2:48.993	2:41.994	2:21.465	2:46.544						
66	Sid Hoole	2:09.484	2:58.361	2:04.170	2:03.780	2:18.321	3:14.577	2:49.439	2:03.204	2:01.587	2:00.389	2:04.192				
70	Andrew Beaumont	2:03.332	3:01.554	1:59.166	1:57.634	2:03.941	3:37.496	2:49.693	1:59.054	1:56.007	1:56.767	1:57.619				
72	Tom de Gres	2:15.120	2:58.682	2:10.771	2:10.073	2:11.563	3:08.667	2:45.326	2:11.472	2:07.828	2:06.606	2:31.874				
73	Tom Dark	2:05.273	3:00.103	2:03.773	2:02.581	2:22.051	3:14.724	2:49.967	2:02.372	2:01.579	2:00.558	2:04.613				
79	Michael Gans	2:05.790	2:58.811	2:00.251	1:58.697	2:20.086										
80	Nick Taylor	2:11.537	2:57.331	2:05.627	2:05.258	2:15.405	3:14.440	2:49.227	2:06.514	2:06.039	2:04.548	2:05.949				
91	Chris Drake	2:05.246	3:00.397	2:15.319	2:03.203	2:15.553	3:15.183	2:46.906	2:04.058	2:03.207	2:00.591	2:02.739				
99	Mark Shaw	2:06.691	2:58.714	2:05.189	2:24.573											
122	Peter Horsman	2:10.139	2:57.613	1:59.976	1:58.199											
132	Chris Locke	2:10.646	2:58.595	2:05.067	2:06.108	2:15.305	3:14.374	2:48.502	2:05.723	2:04.803	2:02.914	2:04.394				
232	Larry Kinch	2:30.694	2:48.878	2:15.824	2:14.965	2:20.465	2:47.831	2:42.767	2:12.793	2:08.683	2:06.888	2:09.619				
248	Klaus Lehr	2:16.574	2:57.710	2:11.849	2:08.464	2:14.936	3:06.444	2:43.816	2:12.629	2:07.822	2:06.671	2:10.485				

## Historic Grand Prix 2019

Historic Grand Prix Cars Association  
Sector analyse - Race 1

6 - 8 September 2019  
Zandvoort GP - 4307 mtr.

Class = Class 1 - Front Engine - 1925 -			Sector 1			Sector 2			Sector 3			Theoretical best	Actual best	In
Pos	Nbr	Name / Team name	time	Lap	pos	time	Lap	pos	time	Lap	pos			
1	1	John Gillett	1:11.730	8	37	42.330	6	37	48.726	7	37	2:42.786	2:44.669	8

Class = Class 2 - Front Engine - 1935 -			Sector 1			Sector 2			Sector 3			Theoretical best	Actual best	In
Pos	Nbr	Name / Team name	time	Lap	pos	time	Lap	pos	time	Lap	pos			
1	26	Luc Brandts	1:02.163	11	34	36.212	4	35	41.311	8	35	2:19.686	2:20.291	11

Class = Class 5 - Front Engine - 1952/53			Sector 1			Sector 2			Sector 3			Theoretical best	Actual best	In
Pos	Nbr	Name / Team name	time	Lap	pos	time	Lap	pos	time	Lap	pos			
1	21	Ian Nuthall	56.793	9	25	33.006	10	23	37.804	8	25	2:07.603	2:08.306	9
2	19	Paul Grant	56.662	9	24	32.923	10	22	38.519	10	26	2:08.104	2:08.516	10
3	32	Guy Plante	1:03.095	11	35	35.669	10	32	41.265	10	34	2:20.029	2:20.928	10

Class = Class 6 Front Engine - 1954			Sector 1			Sector 2			Sector 3			Theoretical best	Actual best	In
Pos	Nbr	Name / Team name	time	Lap	pos	time	Lap	pos	time	Lap	pos			
1	22	Steve Hart	55.354	10	17	32.701	9	21	36.657	9	14	2:04.712	2:04.873	9
2	248	Klaus Lehr	56.053	10	21	33.200	9	26	37.276	10	22	2:06.529	2:06.671	10
3	17	Marc Valvekens	59.562	10	29	34.377	8	29	39.360	11	30	2:13.299	2:14.281	8
4	20	Christian Dumolin	1:01.794	11	32	35.900	9	33	40.676	3	33	2:18.370	2:20.583	4

Class = Class 7a Front Engine - Pre			Sector 1			Sector 2			Sector 3			Theoretical best	Actual best	In
Pos	Nbr	Name / Team name	time	Lap	pos	time	Lap	pos	time	Lap	pos			
1	5	Marshall Bailey	55.042	10	13	32.320	10	18	36.797	9	16	2:04.159	2:04.990	9
2	7	Charles McCabe	1:01.921	9	33	35.936	8	34	39.890	7	32	2:17.747	2:19.097	10

Class = Class 7b Rear Engine - Pre			Sector 1			Sector 2			Sector 3			Theoretical best	Actual best	In
Pos	Nbr	Name / Team name	time	Lap	pos	time	Lap	pos	time	Lap	pos			
1	10	William Nuthall	51.237	9	2	30.097	5	3	34.424	3	3	1:55.758	1:55.939	9
2	73	Tom Dark	53.997	10	9	30.924	10	9	35.507	9	7	2:00.428	2:00.558	10
3	15	Thomas Matzelberger	55.971	10	20	32.578	8	19	36.650	11	13	2:05.199	2:06.264	10
4	24	Ingo Strolz	59.658	8	30	34.257	8	28	39.261	3	27	2:13.176	2:14.204	9

Class = Class 8 Front Engine -			Sector 1			Sector 2			Sector 3			Theoretical best	Actual best	In
Pos	Nbr	Name / Team name	time	Lap	pos	time	Lap	pos	time	Lap	pos			
1	28	Eddie McGuire	55.157	10	14	31.931	1	11	36.560	1	12	2:03.648	2:04.158	9
2	2	Rod Jolley	55.309	10	16	32.263	9	16	36.949	8	18	2:04.521	2:04.656	9

Class = Class 9 Rear Engine - Pre			Sector 1			Sector 2			Sector 3			Theoretical best	Actual best	In
Pos	Nbr	Name / Team name	time	Lap	pos	time	Lap	pos	time	Lap	pos			
1	42	James Willis	54.944	10	12	31.904	10	10	36.315	11	11	2:03.163	2:03.519	10
2	8	Tony Ditheridge	56.136	11	23	33.198	10	25	36.676	8	15	2:06.010	2:06.469	10
3	47	Brian Jolliffe	59.715	8	31	34.861	3	31	39.330	3	29	2:13.906	2:14.374	3

Class = Class 10 Rear Engine - Pre			Sector 1			Sector 2			Sector 3			Theoretical best	Actual best	In
Pos	Nbr	Name / Team name	time	Lap	pos	time	Lap	pos	time	Lap	pos			
1	91	Chris Drake	53.459	3	7	30.753	3	6	35.719	8	8	1:59.931	2:00.591	10

## Historic Grand Prix 2019

### Historic Grand Prix Cars Association

6 - 8 September 2019  
Zandvoort GP - 4307 mtr.

#### Sector analyse - Race 1

2	80	Nick Taylor	55.189	11	15	32.203	10	14	36.925	10	17	2:04.317	<b>2:04.548</b>	<b>10</b>
3	37	Eddy Perk	55.964	11	19	32.060	10	13	36.995	11	19	2:05.019	<b>2:05.874</b>	<b>10</b>
4	36	Erik Staes	59.508	10	27	34.243	8	27	39.314	9	28	2:13.065	<b>2:14.412</b>	<b>9</b>
5	9	Arnold Herreman	59.537	10	28	34.768	10	30	39.399	9	31	2:13.704	<b>2:14.025</b>	<b>10</b>
6	99	Mark Shaw	54.916	3	11	32.317	1	17	37.111	3	20	2:04.344	<b>2:05.189</b>	<b>3</b>

#### Class = Class 11 Rear Engine - Pre

Pos	Nbr	Name / Team name	Sector 1			Sector 2			Sector 3			Theoretical best	Actual best	In
			time	Lap	pos	time	Lap	pos	time	Lap	pos			
1	25	Andy Middlehurst	51.075	9	1	30.010	1	2	34.476	8	4	1:55.561	<b>1:55.988</b>	<b>9</b>
2	66	Sid Hoole	53.827	9	8	30.782	10	7	35.743	10	9	2:00.352	<b>2:00.389</b>	<b>10</b>
3	11	John Romano	55.874	10	18	32.638	10	20	37.395	8	23	2:05.907	<b>2:06.555</b>	<b>10</b>

#### Class = Class 12 Rear Engine - Pre

Pos	Nbr	Name / Team name	Sector 1			Sector 2			Sector 3			Theoretical best	Actual best	In
			time	Lap	pos	time	Lap	pos	time	Lap	pos			
1	3	Barry Cannell	51.696	10	4	29.931	10	1	34.364	8	1	1:55.991	<b>1:56.588</b>	<b>9</b>
2	70	Andrew Beaumont	51.321	9	3	30.177	4	4	34.421	9	2	1:55.919	<b>1:56.007</b>	<b>9</b>
3	132	Chris Locke	54.683	10	10	31.936	11	12	35.992	10	10	2:02.611	<b>2:02.914</b>	<b>10</b>
4	232	Larry Kinch	57.221	10	26	32.226	10	15	37.441	10	24	2:06.888	<b>2:06.888</b>	<b>10</b>
5	72	Tom de Gres	56.094	10	22	33.022	10	24	37.158	8	21	2:06.274	<b>2:06.606</b>	<b>10</b>
6	6	John Emery	1:05.883	3	36	37.509	9	36	41.957	8	36	2:25.349	<b>2:26.555</b>	<b>8</b>
7	79	Michael Gans	52.492	4	6	30.798	3	8	35.235	4	6	1:58.525	<b>1:58.697</b>	<b>4</b>
8	122	Peter Horsman	52.428	4	5	30.554	4	5	35.217	4	5	1:58.199	<b>1:58.199</b>	<b>4</b>

## Historic Grand Prix 2019

Historic Grand Prix Cars Association

6 - 8 September 2019

Laps and Sector Times - Race 1

Zandvoort GP - 4307 mtr.

1 John Gillett								MG K3									
lap	Sect-1	Speed	Sect-2	Speed	Sect-3	Speed	lap time	Top Speed	lap	Sect-1	Speed	Sect-2	Speed	Sect-3	Speed	lap time	Top Speed
1	1:17.249		43.583		51.325	119.2	2:52.157	117.9	6	1:18.598		42.330		50.909	125.4	2:51.837	95.6
2	1:17.322		44.672		51.496	128.9	2:53.490	112.5	7	1:20.729		43.491		48.726	141.0	2:52.946	123.9
3	1:13.401		42.784		49.544	134.7	2:45.729	121.1	8	1:11.730		42.431		50.508	130.3	2:44.669	132.8
4	1:15.296		42.613		50.784	129.5	2:48.693	120.1	9	1:16.488		44.121		53.046	123.6	2:53.655	127.4
5	1:15.180		56.773		1:03.212	100.0	3:15.165	118.0	10								

2 Rod Jolley								Lister Jaguar									
lap	Sect-1	Speed	Sect-2	Speed	Sect-3	Speed	lap time	Top Speed	lap	Sect-1	Speed	Sect-2	Speed	Sect-3	Speed	lap time	Top Speed
1	59.613		33.653		38.613	175.0	2:11.879	148.8	7	1:17.103		42.275		47.487	196.2	2:46.865	85.2
2	1:27.564		47.010		42.784	206.5	2:57.358	107.5	8	57.496		32.629		36.949	210.6	2:07.074	169.5
3	56.106		32.965		37.667	207.1	2:06.738	177.6	9	55.361		32.263		37.032	212.0	2:04.656	180.6
4	55.940		32.594		37.491	207.1	2:06.025	175.9	10	55.309		32.373		37.158	209.9	2:04.840	186.2
5	57.147		36.213		42.291	114.2	2:15.651	184.9	11	56.264		32.598		38.211	200.6	2:07.073	170.1
6	1:14.564		56.542		1:03.992	97.3	3:15.098	100.4	12								

3 Barry Cannell								Brabham BT11A									
lap	Sect-1	Speed	Sect-2	Speed	Sect-3	Speed	lap time	Top Speed	lap	Sect-1	Speed	Sect-2	Speed	Sect-3	Speed	lap time	Top Speed
1	56.475		31.386		36.050	181.0	2:03.911	146.9	7	1:18.662		41.906		48.096	205.1	2:48.664	97.9
2	1:30.848		47.937		42.268	218.6	3:01.053	160.2	8	52.851		30.542		34.364	222.5	1:57.757	188.5
3	54.088		30.343		35.367	217.9	1:59.798	192.2	9	51.929		29.969		34.690	221.7	1:56.588	193.9
4	52.652		31.272		35.588	216.4	1:59.512	193.2	10	51.696		29.931		35.561	218.6	1:57.188	200.0
5	53.442		30.418		38.932	141.3	2:02.792	196.7	11	52.324		30.134		34.812	217.9	1:57.270	202.2
6	1:39.338		55.405		1:02.282	108.4	3:37.025	108.7	12								

5 Marshall Bailey								Lotus 16 364									
lap	Sect-1	Speed	Sect-2	Speed	Sect-3	Speed	lap time	Top Speed	lap	Sect-1	Speed	Sect-2	Speed	Sect-3	Speed	lap time	Top Speed
1	1:02.081		33.560		38.683	198.7	2:14.324	124.1	7	1:17.002		42.679		45.904	186.9	2:45.585	84.9
2	1:28.427		46.654		44.341	197.4	2:59.422	106.1	8	57.775		32.839		36.800	205.8	2:07.414	157.0
3	57.880		32.902		39.405	196.8	2:10.187	159.8	9	55.392		32.801		36.797	209.9	2:04.990	200.4
4	57.101		32.810		38.087	201.2	2:07.998	162.4	10	55.042		32.320		38.240	205.1	2:05.602	195.3
5	57.844		34.706		39.025	196.8	2:11.575	158.6	11	55.942		32.509		38.041	201.9	2:06.492	191.5
6	1:10.120		57.565		1:03.188	97.7	3:10.873	159.1	12								

6 John Emery								Brabham BT4									
lap	Sect-1	Speed	Sect-2	Speed	Sect-3	Speed	lap time	Top Speed	lap	Sect-1	Speed	Sect-2	Speed	Sect-3	Speed	lap time	Top Speed
1	1:13.296		41.397		46.410	165.0	2:41.103	117.4	6	1:09.673		39.323		44.622	183.7	2:33.618	151.0
2	1:10.724		40.660		48.009	187.5	2:39.393	138.6	7	1:06.440		39.414		42.600	183.1	2:28.454	156.3
3	1:05.883		39.004		43.597	175.0	2:28.484	153.8	8	1:06.193		38.405		41.957	189.2	2:26.555	147.1
4	1:07.590		38.159		42.607	156.0	2:28.356	142.7	9	1:07.486		37.509		43.156	184.2	2:28.151	175.3
5	1:09.851		39.115		44.510	178.5	2:33.476	128.7	10	1:06.044		38.756		43.461	183.1	2:28.261	171.2

7 Charles McCabe								BRM 25-8									
lap	Sect-1	Speed	Sect-2	Speed	Sect-3	Speed	lap time	Top Speed	lap	Sect-1	Speed	Sect-2	Speed	Sect-3	Speed	lap time	Top Speed
1	2:42.779		45.740		Pit In		4:28.089	132.2	6	1:12.057		41.985		45.043	173.6	2:39.085	128.3
2	Pit Out		36.793		42.715	188.6	3:28.328		7	1:04.378		36.704		39.890	192.0	2:20.972	150.8
3	1:02.346		36.436		40.506	188.0	2:19.288	165.1	8	1:03.493		35.936		41.094	181.0	2:20.523	158.8
4	1:10.996		37.428		41.952	183.7	2:30.376	136.7	9	1:01.921		36.535		41.367	188.6	2:19.823	156.3
5	1:05.491		37.891		41.364	158.3	2:24.746	150.8	10	1:01.960		36.430		40.707	183.1	2:19.097	165.1

8 Tony Ditheridge								Cooper T45									
lap	Sect-1	Speed	Sect-2	Speed	Sect-3	Speed	lap time	Top Speed	lap	Sect-1	Speed	Sect-2	Speed	Sect-3	Speed	lap time	Top Speed
1	1:02.562		34.713		40.106	176.0	2:17.381	131.5	7	1:17.587		41.809		44.310	195.0	2:43.706	92.1
2	1:27.306		46.281		44.735	191.5	2:58.322	138.5	8	59.222		33.530		36.676	196.8	2:09.428	164.9
3	57.059		34.238		39.825	195.6	2:11.122	161.7	9	56.475		33.318		37.002	193.8	2:06.795	191.8
4	56.968		33.463		38.476	193.8	2:08.907	167.2	10	56.162		33.198		37.109	189.7	2:06.469	189.1
5	59.138		35.571		39.786	188.6	2:14.495	170.3	11	56.136		33.412		37.400	195.0	2:06.948	179.4
6	1:06.206		58.837		1:02.016	101.6	3:07.059	139.0	12								

## Historic Grand Prix 2019

Historic Grand Prix Cars Association

6 - 8 September 2019

Laps and Sector Times - Race 1

Zandvoort GP - 4307 mtr.

9 Arnold Herreman								LDS Alfa Romeo 06									
lap	Sect-1	Speed	Sect-2	Speed	Sect-3	Speed	lap time	Top Speed	lap	Sect-1	Speed	Sect-2	Speed	Sect-3	Speed	lap time	Top Speed
1	1:11.450		36.657		46.087	165.0	2:34.194	134.8	7	1:17.222		42.234		43.955	182.1	2:43.411	90.6
2	1:14.524		45.085		47.804	179.0	2:47.413	143.8	8	1:00.756		34.854		39.910	<u>182.6</u>	2:15.520	<u>182.4</u>
3	1:04.073		35.583		41.236	165.8	2:20.892	158.6	9	1:00.661		36.600		<u>39.399</u>	176.5	2:16.660	172.8
4	1:01.708		35.154		40.444	177.5	2:17.306	157.2	10	<u>59.537</u>		<u>34.768</u>		39.720	177.0	<u>2:14.025</u>	181.5
5	1:01.878		37.297		41.821	176.0	2:20.996	163.4	11	1:00.148		34.962		39.697	173.6	2:14.807	167.2
6	1:03.639		36.232		1:00.283	87.3	2:40.154	151.9	12								

10 William Nuthall								Cooper T53									
lap	Sect-1	Speed	Sect-2	Speed	Sect-3	Speed	lap time	Top Speed	lap	Sect-1	Speed	Sect-2	Speed	Sect-3	Speed	lap time	Top Speed
1	53.744		30.686		34.762	190.3	1:59.192	168.8	7	1:19.130		42.875		49.088	203.8	2:51.093	107.8
2	1:34.262		48.470		42.940	211.3	3:05.672	147.1	8	51.429		30.799		34.974	211.3	1:57.202	<u>198.9</u>
3	51.653		30.377		<u>34.424</u>	213.4	1:56.454	196.4	9	<u>51.237</u>		30.134		34.568	214.9	<u>1:55.939</u>	192.5
4	51.476		30.306		34.467	214.9	1:56.249	178.8	10	51.632		30.516		34.817	213.4	1:56.965	189.5
5	51.436		<u>30.097</u>		44.312	112.4	2:05.845	187.8	11	52.930		30.629		34.876	<u>215.6</u>	1:58.435	182.1
6	1:39.743		56.552		1:01.662	103.7	3:37.957	108.1	12								

11 John Romano								Brabham BT11									
lap	Sect-1	Speed	Sect-2	Speed	Sect-3	Speed	lap time	Top Speed	lap	Sect-1	Speed	Sect-2	Speed	Sect-3	Speed	lap time	Top Speed
1	1:00.871		33.488		38.457	192.6	2:12.816	129.5	7	1:17.445		42.364		44.673	181.6	2:44.482	83.3
2	1:29.212		46.516		45.365	185.3	3:01.093	113.9	8	1:01.536		33.324		<u>37.395</u>	<u>194.4</u>	2:12.255	139.4
3	58.067		34.351		39.695	186.9	2:12.113	172.0	9	56.967		33.863		37.628	<u>194.4</u>	2:08.458	183.7
4	58.236		33.694		38.062	190.9	2:09.992	163.6	10	<u>55.874</u>		<u>32.638</u>		38.043	192.0	<u>2:06.555</u>	<u>189.8</u>
5	58.649		33.851		39.125	181.0	2:11.625	187.8	11	56.407		34.070		38.114	189.7	2:08.591	180.3
6	1:07.659		57.933		1:02.664	98.7	3:08.256	168.8	12								

15 Thomas Matzelberger								Cooper T45/51									
lap	Sect-1	Speed	Sect-2	Speed	Sect-3	Speed	lap time	Top Speed	lap	Sect-1	Speed	Sect-2	Speed	Sect-3	Speed	lap time	Top Speed
1	1:01.637		33.586		39.571	174.5	2:14.794	143.2	7	1:16.897		42.352		44.763	196.2	2:44.012	94.1
2	1:27.250		46.604		44.748	201.9	2:58.602	124.6	8	59.525		<u>32.578</u>		37.774	206.5	2:09.877	161.7
3	59.530		33.464		38.734	197.4	2:11.728	160.7	9	57.261		34.232		36.921	207.1	2:08.414	<u>190.1</u>
4	57.931		33.377		38.350	201.2	2:09.658	167.4	10	<u>55.971</u>		33.101		37.192	203.2	<u>2:06.264</u>	182.1
5	1:00.365		34.867		39.804	181.0	2:15.036	175.6	11	56.343		33.330		<u>36.650</u>	<u>211.3</u>	2:06.323	184.9
6	1:06.306		57.878		1:03.115	101.3	3:07.299	152.5	12								

17 Marc Valvekens								Aston Martin DBR4									
lap	Sect-1	Speed	Sect-2	Speed	Sect-3	Speed	lap time	Top Speed	lap	Sect-1	Speed	Sect-2	Speed	Sect-3	Speed	lap time	Top Speed
1	1:03.477		35.302		42.332	167.6	2:21.111	123.6	7	1:16.944		42.555		43.520	<u>189.2</u>	2:43.019	92.4
2	1:24.175		46.280		46.186	181.6	2:56.641	143.4	8	1:00.266		<u>34.377</u>		39.638	184.7	<u>2:14.281</u>	<u>174.8</u>
3	1:03.232		36.084		40.194	181.0	2:19.510	156.1	9	1:01.429		35.727		40.280	180.0	2:17.436	160.2
4	1:00.976		35.160		40.398	178.0	2:16.534	164.4	10	<u>59.562</u>		35.097		39.931	181.6	2:14.590	171.7
5	1:05.429		39.131		42.034	157.2	2:26.594	153.0	11	1:01.464		36.055		<u>39.360</u>	178.0	2:16.879	160.2
6	1:02.124		38.581		1:01.530	89.9	2:42.235	159.3	12								

19 Paul Grant								Cooper Bristol Mk 2 3/53									
lap	Sect-1	Speed	Sect-2	Speed	Sect-3	Speed	lap time	Top Speed	lap	Sect-1	Speed	Sect-2	Speed	Sect-3	Speed	lap time	Top Speed
1	1:02.555		35.131		39.876	179.5	2:17.562	127.4	7	1:17.328		42.653		42.543	<u>181.0</u>	2:42.524	85.3
2	1:27.427		46.379		45.065	176.5	2:58.871	149.4	8	58.626		33.935		38.695	177.5	2:11.256	170.1
3	57.740		34.475		40.133	175.0	2:12.348	160.2	9	<u>56.662</u>		33.487		38.711	177.0	2:08.860	165.4
4	57.645		33.205		38.967	172.6	2:09.817	172.2	10	57.074		<u>32.923</u>		<u>38.519</u>	178.0	<u>2:08.516</u>	176.2
5	58.458		36.175		40.798	176.5	2:15.431	161.0	11	57.836		33.645		38.525	180.0	2:10.006	<u>178.5</u>
6	1:03.967		58.827		1:02.388	103.1	3:05.182	157.9	12								

20 Christian Dumolin								Maserati 250F 2522									
lap	Sect-1	Speed	Sect-2	Speed	Sect-3	Speed	lap time	Top Speed	lap	Sect-1	Speed	Sect-2	Speed	Sect-3	Speed	lap time	Top Speed
1	1:10.795		37.452		45.169	165.4	2:33.416	130.9	7	1:15.890		42.213		44.642	186.9	2:42.745	93.4
2	1:15.063		44.640		48.172	184.7	2:47.875	134.5	8	1:02.261		36.862		42.765	187.5	2:21.888	<u>169.3</u>
3	1:04.470		35.942		<u>40.676</u>	<u>188.0</u>	2:21.088	149.6	9	1:03.094		<u>35.900</u>		43.338	182.6	2:22.332	147.9
4	1:02.164		36.623		41.796	183.7	<u>2:20.583</u>	157.9	10	1:04.193		37.204		40.765	163.3	2:22.162	157.2
5	1:03.934		36.954		42.350	184.7	2:23.238	161.4	11	<u>1:01.794</u>		37.319		41.512	<u>188.0</u>	2:20.625	161.7
6	1:04.524		37.181		53.923	105.5	2:35.628	147.1	12								

## Historic Grand Prix 2019

**Historic Grand Prix Cars Association**  
Laps and Sector Times - Race 1

**6 - 8 September 2019**  
**Zandvoort GP - 4307 mtr.**

21 Ian Nuthall								Alfa F2									
lap	Sect-1	Speed	Sect-2	Speed	Sect-3	Speed	lap time	Top Speed	lap	Sect-1	Speed	Sect-2	Speed	Sect-3	Speed	lap time	Top Speed
1	1:01.950		35.042		39.608	175.0	2:16.600	134.0	7	1:17.823		42.628		42.901	183.1	2:43.352	83.9
2	1:27.169		45.969		44.836	182.1	2:57.974	145.4	8	59.282		34.905		<u>37.804</u>	187.5	2:11.991	168.2
3	59.389		34.376		39.639	186.9	2:13.404	170.6	9	<u>56.793</u>		33.577		37.936	182.6	<u>2:08.306</u>	<u>184.6</u>
4	57.684		33.503		38.053	<u>188.0</u>	2:09.240	176.5	10	57.391		<u>33.006</u>		38.084	182.1	2:08.481	176.2
5	58.553		37.362		40.431	175.5	2:16.346	176.8	11	57.625		33.567		38.023	180.5	2:09.215	176.2
6	1:04.603		58.723		1:01.828	105.8	3:05.154	154.7	12								

22 Steve Hart								Maserati 250F CM7									
lap	Sect-1	Speed	Sect-2	Speed	Sect-3	Speed	lap time	Top Speed	lap	Sect-1	Speed	Sect-2	Speed	Sect-3	Speed	lap time	Top Speed
1	1:00.177		33.611		37.692	204.5	2:11.480	141.0	7	1:16.939		42.417		46.304	195.6	2:45.660	81.0
2	1:28.688		46.668		42.405	212.7	2:57.761	122.4	8	57.308		33.029		36.844	213.4	2:07.181	175.3
3	56.361		33.149		37.323	<u>216.4</u>	2:06.833	178.5	9	55.515		<u>32.701</u>		<u>36.657</u>	213.4	<u>2:04.873</u>	186.5
4	56.093		33.115		37.103	212.0	2:06.311	175.9	10	<u>55.354</u>		32.702		36.835	214.9	2:04.891	<u>193.2</u>
5	56.582		38.176		41.066	132.2	2:15.824	180.0	11	56.577		33.245		37.989	211.3	2:07.811	173.1
6	1:14.480		57.155		1:03.681	90.4	3:15.316	98.9	12								

24 Ingo Strolz								Cooper T51									
lap	Sect-1	Speed	Sect-2	Speed	Sect-3	Speed	lap time	Top Speed	lap	Sect-1	Speed	Sect-2	Speed	Sect-3	Speed	lap time	Top Speed
1	1:04.728		35.178		41.592	169.4	2:21.498	132.7	6	1:05.384		41.937		1:01.511	105.8	2:48.832	150.0
2	1:24.641		46.000		46.004	<u>203.8</u>	2:56.645	145.0	7	1:17.243		42.900		42.868	203.2	2:43.011	90.4
3	1:01.877		34.587		<u>39.261</u>	199.9	2:15.725	175.3	8	<u>59.658</u>		<u>34.257</u>		41.084	193.2	2:14.999	<u>189.5</u>
4	1:02.065		34.354		40.579	195.0	2:16.998	166.9	9	1:00.322		34.388		39.494	199.3	<u>2:14.204</u>	178.8
5	1:03.601		36.078		41.183	198.7	2:20.862	165.9	10	59.691		34.737		Pit In		<u>2:31.736</u>	182.4

25 Andy Middlehurst								Lotus 25 R4									
lap	Sect-1	Speed	Sect-2	Speed	Sect-3	Speed	lap time	Top Speed	lap	Sect-1	Speed	Sect-2	Speed	Sect-3	Speed	lap time	Top Speed
1	53.115		<u>30.010</u>		34.765	204.5	1:57.890	174.2	7	1:19.208		42.433		49.095	195.6	2:50.736	106.5
2	1:35.133		48.417		43.477	200.6	3:07.027	161.2	8	52.545		30.214		<u>34.476</u>	208.5	1:57.235	<u>196.4</u>
3	52.043		30.210		34.751	210.6	1:57.004	184.6	9	<u>51.075</u>		30.177		34.736	211.3	<u>1:55.988</u>	186.9
4	51.840		30.083		34.879	206.5	1:56.802	183.7	10	51.364		30.383		34.840	<u>213.4</u>	1:56.587	191.8
5	52.091		30.150		43.799	118.3	2:06.040	187.5	11	52.425		30.199		34.679	207.8	1:57.303	191.5
6	1:39.230		56.432		1:01.932	109.1	3:37.594	119.9	12								

26 Luc Brandts								Talbot Lago									
lap	Sect-1	Speed	Sect-2	Speed	Sect-3	Speed	lap time	Top Speed	lap	Sect-1	Speed	Sect-2	Speed	Sect-3	Speed	lap time	Top Speed
1	1:11.034		38.394		46.347	151.5	2:35.775	130.4	7	1:13.689		42.068		45.396	171.2	2:41.153	114.4
2	1:15.273		43.697		48.659	165.8	2:47.629	145.4	8	1:04.097		36.480		<u>41.311</u>	<u>176.5</u>	2:21.888	156.7
3	1:03.487		36.649		42.354	169.8	2:22.490	159.8	9	1:03.697		37.785		41.789	171.7	2:23.271	160.7
4	1:02.550		<u>36.212</u>		42.177	168.0	2:20.939	166.9	10	1:03.380		36.280		41.810	172.2	2:21.470	167.4
5	1:07.416		37.875		44.032	157.6	2:29.323	160.7	11	<u>1:02.163</u>		36.308		41.820	166.7	<u>2:20.291</u>	<u>173.1</u>
6	1:08.083		37.426		43.778	146.6	2:29.287	154.9	12								

28 Eddie McGuire								Scarab Offenhauser									
lap	Sect-1	Speed	Sect-2	Speed	Sect-3	Speed	lap time	Top Speed	lap	Sect-1	Speed	Sect-2	Speed	Sect-3	Speed	lap time	Top Speed
1	58.212		<u>31.931</u>		<u>36.560</u>	<u>206.5</u>	2:06.703	143.2	7	1:18.378		42.289		48.421	174.5	2:49.088	100.8
2	1:29.909		47.224		42.058	202.5	2:59.191	172.2	8	56.550		32.339		37.147	199.3	2:06.036	179.7
3	56.131		33.258		36.992	203.2	2:06.381	203.0	9	55.235		32.042		36.881	203.2	<u>2:04.158</u>	191.8
4	55.500		32.406		37.661	202.5	2:05.567	<u>208.1</u>	10	<u>55.157</u>		32.337		36.712	201.2	2:04.206	191.8
5	57.436		33.154		45.382	144.2	2:15.972	184.3	11	55.494		32.444		37.611	203.2	2:05.549	197.8
6	1:15.275		56.532		1:03.079	101.7	3:14.886	97.4	12								

32 Guy Plante								Cooper Bristol T23									
lap	Sect-1	Speed	Sect-2	Speed	Sect-3	Speed	lap time	Top Speed	lap	Sect-1	Speed	Sect-2	Speed	Sect-3	Speed	lap time	Top Speed
1	1:09.567		36.775		43.903	145.6	2:30.245	129.2	7	1:16.304		42.001		45.412	<u>153.7</u>	2:43.717	93.8
2	1:15.548		46.414		48.834	147.6	2:50.796	141.0	8	1:03.475		35.953		41.831	148.0	2:21.259	<u>157.4</u>
3	1:03.855		36.384		43.169	145.9	2:23.408	144.8	9	1:03.105		36.077		43.123	145.6	2:22.305	153.6
4	1:03.284		36.927		42.080	147.6	2:22.291	143.6	10	1:03.994		<u>35.669</u>		<u>41.265</u>	150.8	<u>2:20.928</u>	149.8
5	1:04.848		36.693		42.289	147.6	2:23.830	151.0	11	<u>1:03.095</u>		36.218		41.955	143.6	2:21.268	150.0
6	1:06.943		37.536		48.855	106.2	2:33.334	146.9	12								

## Historic Grand Prix 2019

Historic Grand Prix Cars Association  
Laps and Sector Times - Race 1

6 - 8 September 2019  
Zandvoort GP - 4307 mtr.

36 Erik Staes		Cooper Bristol Mk2 7/53															
lap	Sect-1	Speed	Sect-2	Speed	Sect-3	Speed	lap time	Top Speed	lap	Sect-1	Speed	Sect-2	Speed	Sect-3	Speed	lap time	Top Speed
1	1:10.313		36.137		41.727	176.0	2:28.177	132.8	7	1:16.911		42.901		43.524	184.2	2:43.336	90.9
2	1:17.447		46.571		46.060	182.6	2:50.078	145.0	8	59.788		<u>34.243</u>		40.383	178.5	2:14.414	173.9
3	1:01.324		36.072		40.162	185.3	2:17.558	165.4	9	59.775		35.323		<u>39.314</u>	<u>186.4</u>	<u>2:14.412</u>	<u>179.4</u>
4	1:00.909		35.460		39.845	183.7	2:16.214	166.2	10	<u>59.508</u>		34.489		40.769	180.0	2:14.766	169.5
5	1:03.171		36.059		41.287	180.0	2:20.517	165.6	11	1:01.417		35.489		40.597	181.6	2:17.503	160.2
6	1:05.521		40.698		1:01.480	86.8	2:47.699	143.8	12								

37 Eddy Perk		Heron F1															
lap	Sect-1	Speed	Sect-2	Speed	Sect-3	Speed	lap time	Top Speed	lap	Sect-1	Speed	Sect-2	Speed	Sect-3	Speed	lap time	Top Speed
1	1:17.447		34.379		Pit In		2:44.966	136.7	7	1:12.190		41.748		43.907	185.8	2:37.845	120.8
2			33.279		38.061	186.9	<u>3:23.832</u>		8	1:00.012		33.523		38.021	<u>193.8</u>	2:11.556	153.4
3	57.067		34.077		37.405	188.0	2:08.549	177.0	9	58.900		34.006		37.673	191.5	2:10.579	177.9
4	56.321		32.192		38.286	185.8	2:06.799	175.0	10	56.131		<u>32.060</u>		37.683	<u>193.8</u>	<u>2:05.874</u>	182.1
5	1:02.865		37.857		42.847	175.5	2:23.569	147.7	11	<u>55.964</u>		34.221		<u>36.995</u>	189.7	2:07.180	<u>185.2</u>
6	1:03.885		38.152		41.241	159.5	2:23.278	144.0	12								

42 James Willis		Cooper T45															
lap	Sect-1	Speed	Sect-2	Speed	Sect-3	Speed	lap time	Top Speed	lap	Sect-1	Speed	Sect-2	Speed	Sect-3	Speed	lap time	Top Speed
1	1:00.249		33.461		38.003	182.6	2:11.713	142.1	7	1:17.444		42.172		47.252	177.5	2:46.868	92.1
2	1:28.483		46.947		42.984	198.7	2:58.414	105.5	8	57.588		32.514		36.972	198.1	2:07.074	174.2
3	56.004		32.761		37.419	195.6	2:06.184	176.8	9	55.509		32.543		36.750	198.1	2:04.802	190.5
4	56.298		32.534		37.177	<u>203.2</u>	2:06.009	170.1	10	<u>54.944</u>		<u>31.904</u>		36.671	198.1	<u>2:03.519</u>	<u>202.6</u>
5	55.768		34.997		42.802	103.2	2:13.567	191.8	11	55.126		32.127		<u>36.315</u>	199.9	2:03.568	200.7
6	1:15.317		56.528		1:03.763	90.9	3:15.608	104.5	12								

47 Brian Jolliffe		Cooper T45															
lap	Sect-1	Speed	Sect-2	Speed	Sect-3	Speed	lap time	Top Speed	lap	Sect-1	Speed	Sect-2	Speed	Sect-3	Speed	lap time	Top Speed
1	1:04.762		35.147		41.882	156.4	2:21.791	125.9	6	1:06.118		41.538		1:01.337	102.1	2:48.993	146.9
2	1:24.406		46.279		45.955	<u>185.3</u>	2:56.640	143.4	7	1:17.120		43.475		41.399	181.6	2:41.994	88.2
3	1:00.183		<u>34.861</u>		<u>39.330</u>	177.5	<u>2:14.374</u>	<u>172.5</u>	8	<u>59.715</u>		35.642		46.108	133.9	2:21.465	160.7
4	59.949		35.012		40.529	152.6	2:15.490	161.2	9	1:12.464		39.664		Pit In		<u>2:46.544</u>	114.0
5	1:04.588		36.630		40.479	167.6	2:21.697	141.4	10								

66 Sid Hoole		Cooper T66 F1															
lap	Sect-1	Speed	Sect-2	Speed	Sect-3	Speed	lap time	Top Speed	lap	Sect-1	Speed	Sect-2	Speed	Sect-3	Speed	lap time	Top Speed
1	59.618		32.026		37.840	170.8	2:09.484	147.1	7	1:18.900		42.250		48.289	178.5	2:49.439	96.8
2	1:29.214		47.200		41.947	<u>211.3</u>	2:58.361	137.6	8	55.579		31.607		36.018	207.8	2:03.204	177.3
3	55.435		32.168		36.567	205.1	2:04.170	<u>187.5</u>	9	<u>53.827</u>		31.876		35.884	205.8	2:01.587	175.6
4	55.226		31.897		36.657	204.5	2:03.780	182.7	10	<u>53.864</u>		<u>30.782</u>		<u>35.743</u>	<u>205.8</u>	<u>2:00.389</u>	180.0
5	56.000		32.805		49.516	138.9	2:18.321	168.5	11	55.886		31.786		36.520	201.9	2:04.192	184.6
6	1:15.226		56.555		1:02.796	95.9	3:14.577	107.1	12								

70 Andrew Beaumont		Lotus 18 915															
lap	Sect-1	Speed	Sect-2	Speed	Sect-3	Speed	lap time	Top Speed	lap	Sect-1	Speed	Sect-2	Speed	Sect-3	Speed	lap time	Top Speed
1	56.114		31.578		35.640	213.4	2:03.332	154.3	7	1:19.152		41.885		48.656	211.3	2:49.693	110.5
2	1:30.600		48.289		42.665	213.4	3:01.554	184.0	8	52.335		31.359		35.360	213.4	1:59.054	208.5
3	53.472		30.374		35.320	214.9	1:59.166	200.7	9	<u>51.321</u>		30.265		<u>34.421</u>	<u>225.6</u>	<u>1:56.007</u>	208.1
4	52.025		<u>30.177</u>		35.432	214.9	1:57.634	200.0	10	51.836		30.248		34.683	223.3	1:56.767	199.6
5	52.719		30.245		40.977	105.7	2:03.941	207.7	11	51.831		30.841		34.947	220.9	1:57.619	<u>225.5</u>
6	1:39.009		56.414		1:02.073	111.4	3:37.496	129.8	12								

72 Tom de Gres		Brabham BT14															
lap	Sect-1	Speed	Sect-2	Speed	Sect-3	Speed	lap time	Top Speed	lap	Sect-1	Speed	Sect-2	Speed	Sect-3	Speed	lap time	Top Speed
1	1:01.720		34.249		39.151	190.9	2:15.120	129.3	7	1:17.198		42.348		45.780	185.3	2:45.326	87.2
2	1:27.569		46.563		44.550	190.9	2:58.682	128.4	8	1:00.121		34.193		<u>37.158</u>	<u>196.8</u>	2:11.472	160.2
3	58.332		33.918		38.521	189.7	2:10.771	166.2	9	56.521		33.997		37.310	194.4	2:07.828	185.2
4	58.269		33.728		38.076	190.3	2:10.073	164.1	10	<u>56.094</u>		<u>33.022</u>		37.490	194.4	<u>2:06.606</u>	<u>187.5</u>
5	58.610		34.599		38.354	176.0	2:11.563	183.1	11	56.563		33.022		39.509	187.5	2:31.874	182.4
6	1:07.951		58.025		1:02.691	93.3	3:08.667	155.4	12								

## Historic Grand Prix 2019

**Historic Grand Prix Cars Association**  
Laps and Sector Times - Race 1

**6 - 8 September 2019**  
**Zandvoort GP - 4307 mtr.**

73		Tom Dark						Cooper T51									
lap	Sect-1	Speed	Sect-2	Speed	Sect-3	Speed	lap time	Top Speed	lap	Sect-1	Speed	Sect-2	Speed	Sect-3	Speed	lap time	Top Speed
1	57.300		31.787		36.186	203.8	2:05.273	150.2	7	1:18.501		42.518		48.948	181.0	2:49.967	92.2
2	1:30.029		48.255		41.819	<u>208.5</u>	3:00.103	162.9	8	55.353		31.284		35.735	<u>208.5</u>	2:02.372	182.1
3	55.621		32.300		35.852	205.1	2:03.773	184.6	9	54.618		31.454		<u>35.507</u>	205.1	2:01.579	172.8
4	54.948		31.377		36.256	203.2	2:02.581	183.1	10	<u>53.997</u>		<u>30.924</u>		35.637	203.2	<u>2:00.558</u>	189.8
5	56.930		34.530		50.591	135.3	2:22.051	157.7	11	56.478		31.736		36.399	203.2	2:04.613	<u>190.5</u>
6	1:15.097		56.409		1:03.218	95.7	3:14.724	116.4	12								

79		Michael Gans						Cooper T79									
lap	Sect-1	Speed	Sect-2	Speed	Sect-3	Speed	lap time	Top Speed	lap	Sect-1	Speed	Sect-2	Speed	Sect-3	Speed	lap time	Top Speed
1	58.040		31.298		36.452	156.4	2:05.790	151.5	4	<u>52.492</u>		30.970		<u>35.235</u>	214.2	<u>1:58.697</u>	188.2
2	1:29.130		47.954		41.727	201.2	2:58.811	156.7	5	53.310		32.347		Pit In		2:20.086	184.3
3	54.056		<u>30.798</u>		35.397	<u>214.9</u>	2:00.251	<u>198.2</u>	6								

80		Nick Taylor						Lotus 18 914									
lap	Sect-1	Speed	Sect-2	Speed	Sect-3	Speed	lap time	Top Speed	lap	Sect-1	Speed	Sect-2	Speed	Sect-3	Speed	lap time	Top Speed
1	59.494		33.188		38.855	175.5	2:11.537	153.0	7	1:18.239		42.483		48.505	153.7	2:49.227	99.5
2	1:27.272		47.292		42.767	185.3	2:57.331	158.8	8	56.492		32.596		37.426	185.8	2:06.514	175.6
3	55.788		32.489		37.350	188.0	2:05.627	174.5	9	56.148		32.855		37.036	189.7	2:06.039	186.9
4	55.333		32.437		37.488	189.7	2:05.258	182.7	10	55.420		<u>32.203</u>		<u>36.925</u>	<u>190.9</u>	<u>2:04.548</u>	<u>189.1</u>
5	56.382		35.299		43.724	130.0	2:15.405	185.9	11	<u>55.189</u>		32.972		37.788	189.7	2:05.949	184.3
6	1:14.860		56.598		1:02.982	104.3	3:14.440	100.9	12								

91		Chris Drake						Cooper T71/73									
lap	Sect-1	Speed	Sect-2	Speed	Sect-3	Speed	lap time	Top Speed	lap	Sect-1	Speed	Sect-2	Speed	Sect-3	Speed	lap time	Top Speed
1	57.533		31.660		36.053	195.0	2:05.246	148.6	7	1:17.080		42.334		47.492	190.3	2:46.906	89.9
2	1:30.194		48.118		42.085	196.2	3:00.397	165.1	8	56.028		32.311		<u>35.719</u>	201.9	2:04.058	176.2
3	<u>53.459</u>		<u>30.753</u>		51.107	201.2	2:15.319	197.8	9	54.433		32.509		36.265	<u>204.5</u>	2:03.207	195.3
4	54.445		31.993		36.765	198.1	2:03.203	193.9	10	53.687		30.877		36.027	201.9	<u>2:00.591</u>	<u>203.8</u>
5	57.043		36.280		42.230	122.9	2:15.553	184.0	11	54.734		31.887		36.118	202.5	2:02.739	198.2
6	1:14.657		56.582		1:03.944	95.2	3:15.183	98.0	12								

99		Mark Shaw						Lotus 21									
lap	Sect-1	Speed	Sect-2	Speed	Sect-3	Speed	lap time	Top Speed	lap	Sect-1	Speed	Sect-2	Speed	Sect-3	Speed	lap time	Top Speed
1	57.176		<u>32.317</u>		37.198	147.6	2:06.691	149.6	3	<u>54.916</u>		33.162		<u>37.111</u>	184.7	<u>2:05.189</u>	185.2
2	1:29.524		47.591		41.599	<u>197.4</u>	2:58.714	125.6	4	55.463		33.573		Pit In		2:24.573	<u>188.2</u>

122		Peter Horsman						Lotus 18/21									
lap	Sect-1	Speed	Sect-2	Speed	Sect-3	Speed	lap time	Top Speed	lap	Sect-1	Speed	Sect-2	Speed	Sect-3	Speed	lap time	Top Speed
1	55.459		36.734		37.946	154.5	2:10.139	159.3	3	53.558		30.851		35.567	218.6	1:59.976	<u>203.4</u>
2	1:28.734		47.260		41.619	214.2	2:57.613	140.4	4	<u>52.428</u>		<u>30.554</u>		<u>35.217</u>	<u>220.9</u>	<u>1:58.199</u>	200.7

132		Chris Locke						Lotus 32B F2 7									
lap	Sect-1	Speed	Sect-2	Speed	Sect-3	Speed	lap time	Top Speed	lap	Sect-1	Speed	Sect-2	Speed	Sect-3	Speed	lap time	Top Speed
1	59.831		33.125		37.690	193.8	2:10.646	150.2	7	1:18.448		42.330		47.724	152.6	2:48.502	87.8
2	1:28.490		47.236		42.869	202.5	2:58.595	180.0	8	57.633		32.007		36.083	207.8	2:05.723	161.7
3	55.845		32.479		36.743	199.3	2:05.067	191.5	9	56.219		32.291		36.293	<u>212.0</u>	2:04.803	196.7
4	56.315		32.549		37.244	210.6	2:06.108	181.2	10	<u>54.683</u>		32.239		<u>35.992</u>	210.6	<u>2:02.914</u>	<u>208.9</u>
5	57.308		34.209		43.788	119.7	2:15.305	172.8	11	54.780		<u>31.936</u>		37.678	205.8	2:04.394	196.4
6	1:15.094		56.564		1:02.716	104.4	3:14.374	101.1	12								

232		Larry Kinch						Lotus 32 Tasman									
lap	Sect-1	Speed	Sect-2	Speed	Sect-3	Speed	lap time	Top Speed	lap	Sect-1	Speed	Sect-2	Speed	Sect-3	Speed	lap time	Top Speed
1	1:10.781		35.783		44.130	145.2	2:30.694	123.7	7	1:16.851		42.997		42.919	195.6	2:42.767	92.5
2	1:15.675		45.894		47.309	184.7	2:48.878	126.9	8	1:00.150		33.256		39.387	198.7	2:12.793	168.5
3	1:01.046		34.423		40.355	191.5	2:15.824	139.2	9	57.591		32.944		38.148	<u>204.5</u>	2:08.683	176.5
4	1:01.298		34.091		39.576	190.9	2:14.965	158.6	10	<u>57.221</u>		<u>32.226</u>		<u>37.441</u>	<u>204.5</u>	<u>2:06.888</u>	<u>182.7</u>
5	1:03.073		35.169		42.223	185.3	2:20.465	157.2	11	57.703		33.779		38.137	191.5	2:09.619	174.8
6	1:05.471		40.829		1:01.531	90.8	2:47.831	140.6	12								



## Historic Grand Prix 2019

Historic Grand Prix Cars Association  
Laps and Sector Times - Race 1

6 - 8 September 2019  
Zandvoort GP - 4307 mtr.

248 Klaus Lehr								Maserati 250F CM5									
lap	Sect-1	Speed	Sect-2	Speed	Sect-3	Speed	lap time	Top Speed	lap	Sect-1	Speed	Sect-2	Speed	Sect-3	Speed	lap time	Top Speed
1	1:02.200		34.777		39.597	178.5	2:16.574	137.8	7	1:17.301		42.316		44.199	194.4	2:43.816	89.3
2	1:27.478		46.168		44.064	199.3	2:57.710	143.2	8	1:00.669		33.915		38.045	199.3	2:12.629	157.9
3	58.159		33.897		39.793	201.2	2:11.849	179.4	9	56.689		<u>33.200</u>		37.933	201.9	2:07.822	169.5
4	57.155		33.335		37.974	<u>204.5</u>	2:08.464	171.7	10	<u>56.053</u>		33.342		<u>37.276</u>	203.2	<u>2:06.671</u>	<u>184.6</u>
5	59.528		35.400		40.008	186.4	2:14.936	175.0	11	56.601		35.847		38.037	198.7	2:10.485	181.2
6	1:05.931		57.720		1:02.793	100.8	3:06.444	139.2	12								

## Historic Grand Prix 2019

Historic Grand Prix Cars Association Positions for each lap - Race 1  
Positions for each lap

6 - 8 September 2019  
Zandvoort GP - 4307 mtr.

Pos	Nr.	Name	1	2	3	4	5	6	7	8	9	10	11
1	25	Andy Middlehurst	25	10	10	10	10	10	10	10	10	10	25
2	10	William Nuthall	10	25	25	25	25	25	25	25	25	25	10
3	3	Barry Cannell	70	70	70	70	70	70	70	3	3	3	3
4	70	Andrew Beaumont	3	3	3	3	3	3	3	70	70	70	70
5	73	Tom Dark	73	73	79	79	79	73	73	73	73	73	73
6	66	Sid Hoole	91	91	122	122	73	66	66	66	66	66	66
7	91	Chris Drake	79	79	73	73	66	28	28	28	28	91	91
8	132	Chris Locke	99	99	99	66	28	80	80	132	91	132	132
9	28	Eddie McGuire	28	28	66	28	80	132	132	91	132	28	28
10	42	James Willis	122	122	28	80	132	42	42	80	42	42	42
11	80	Nick Taylor	66	66	80	132	42	2	2	42	80	80	80
12	2	Rod Jolley	132	80	132	2	2	91	91	2	2	2	2
13	22	Steve Hart	80	132	2	42	91	22	22	22	22	22	22
14	5	Marshall Bailey	42	2	42	91	22	5	11	5	5	5	5
15	15	Thomas Matzelberger	2	42	22	22	5	11	5	15	8	8	15
16	8	Tony Ditheridge	22	22	91	5	11	72	15	8	15	15	8
17	11	John Romano	11	11	5	99	72	15	72	11	11	11	11
18	248	Klaus Lehr	5	15	15	15	15	248	248	72	72	72	248
19	21	Ian Nuthall	15	5	11	11	248	8	8	248	248	248	21
20	19	Paul Grant	72	72	72	72	8	21	21	19	21	21	19
21	232	Larry Kinch	21	21	248	248	21	19	19	21	19	19	232
22	37	Eddy Perk	248	248	8	8	19	47	47	232	232	232	37
23	72	Tom de Gres	8	8	21	21	47	24	24	24	24	37	72
24	36	Erik Staes	19	19	19	19	24	232	232	36	37	36	36
25	9	Arnold Herreman	17	17	47	47	232	36	36	17	36	17	9
26	17	Marc Valvekens	24	24	24	24	36	17	17	9	17	9	17
27	20	Christian Dumolin	47	47	17	232	17	9	9	37	9	24	20
28	32	Guy Plante	36	36	36	17	9	20	20	47	20	32	32
29	26	Luc Brandts	32	232	232	36	20	32	32	20	32	20	26
30	24	Ingo Strolz	232	32	9	9	32	26	26	32	26	26	
31	6	John Emery	9	9	20	20	26	37	37	26	47	6	
32	7	Charles McCabe	20	20	32	32	37	6	6	6	6	7	
33	47	Brian Jolliffe	26	26	26	26	6	1	7	7	7		
34	1	John Gillett	37	6	6	37	1	7	1	1	1		
35	79	Michael Gans	6	1	37	6	7						
36	122	Peter Horsman	1	37	1	1							
37	99	Mark Shaw	7	7	7	7							

## Historic Grand Prix 2019

Heat name : Historic Grand Prix Cars Association - Race 1  
 Heat Date : 07 September 2019  
 Track name : Zandvoort GP - 4307 mtr.

Participants Started : 37 Participants Classified : 37  
 Participants Finished : 32 Participants Not Classified : 0  
 Participants Not Finished : 5

Green flag at : 10:19:33 Heat recording start time : 10:12:18  
 Finish flag waved at : 10:44:58 Heat recording end time : 10:47:12  
 Total time under Green : 25:24 Total of All Laps in Heat : 380  
 Number of cautions : 2 Total time under Yellow : 00:10:06  
 Number of code-60's : 0 Total time under Code-60 : 00:00:00

### Cautions/Code-60 history during the heat

#	Start time	End time	Duration	Comment
1	10:21:32	10:24:38	3:06	
2	10:29:57	10:36:57	7:00	

### Summary of winners per class

Nbr	Name / Team name	Car	Cls	Fastest Laptime	In	Avg. Speed	Laps	Race Time
25	Andy Middlehurst	Lotus 25 R4	11	1:55.988	9	111.85	11	25:24.767
10	William Nuthall	Cooper T53	7b	1:55.939	9	111.79	11	25:25.584
3	Barry Cannell	Brabham BT11A	12	1:56.588	9	111.71	11	25:26.733
91	Chris Drake	Cooper T71/73	10	2:00.591	10	109.47	11	25:57.998
28	Eddie McGuire	Scarab Offenhauser	8	2:04.158	9	109.02	11	26:04.384
42	James Willis	Cooper T45	9	2:03.519	10	109.01	11	26:04.595
22	Steve Hart	Maserati 250F CM7	6	2:04.873	9	108.47	11	26:12.379
5	Marshall Bailey	Lotus 16 364	7a	2:04.990	9	108.44	11	26:12.811
21	Ian Nuthall	Alfa F2	5	2:08.306	9	107.32	11	26:29.196
26	Luc Brandts	Talbot Lago	2	2:20.291	11	103.50	11	27:27.835
1	John Gillett	MG K3	1	2:44.669	8	88.52	9	26:16.386

### Leader history during the Heat

#	Nbr	Lap	to Lap	Name	Car
1	25	1	1	Andy Middlehurst	Lotus 25 R4
2	10	2	10	William Nuthall	Cooper T53
3	25	11	11	Andy Middlehurst	Lotus 25 R4

### Best Lap time history during the Heat

#	Nbr	lap time	in lap	Name	Car	time of day
1	10	3:05.672	2	William Nuthall	Cooper T53	10:24:42
2	70	3:01.554	2	Andrew Beaumont	Lotus 18 915	10:24:43
3	3	3:01.053	2	Barry Cannell	Brabham BT11A	10:24:43
4	73	3:00.103	2	Tom Dark	Cooper T51	10:24:43
5	79	2:58.811	2	Michael Gans	Cooper T79	10:24:44
6	99	2:58.714	2	Mark Shaw	Lotus 21	10:24:45
7	122	2:57.613	2	Peter Horsman	Lotus 18/21	10:24:46
8	80	2:57.331	2	Nick Taylor	Lotus 18 914	10:24:48

## Historic Grand Prix 2019

### Best Lap time history during the Heat

#	Nbr	lap time	in lap	Name	Car	time of day
9	17	2:56.641	2	Marc Valvekens	Aston Martin DBR4	10:25:01
10	47	2:56.640	2	Brian Jolliffe	Cooper T45	10:25:02
11	36	2:50.078	2	Erik Staes	Cooper Bristol Mk2 7/53	10:25:03
12	232	2:48.878	2	Larry Kinch	Lotus 32 Tasman	10:25:06
13	9	2:47.413	2	Arnold Herreman	LDS Alfa Romeo 06	10:25:07
14	6	2:39.393	2	John Emery	Brabham BT4	10:25:13
15	10	1:56.454	3	William Nuthall	Cooper T53	10:26:39
16	10	1:56.249	4	William Nuthall	Cooper T53	10:28:35
17	10	1:55.939	9	William Nuthall	Cooper T53	10:41:03

### Summary of best laptimes per class

Nbr	Name / Team name	Car	Cls	Fastest Laptime	In	Speed
1	John Gillett	MG K3	1	2:44.669	8	94.16
26	Luc Brandts	Talbot Lago	2	2:20.291	11	110.52
21	Ian Nuthall	Alta F2	5	2:08.306	9	120.85
22	Steve Hart	Maserati 250F CM7	6	2:04.873	9	124.17
5	Marshall Bailey	Lotus 16 364	7a	2:04.990	9	124.05
10	William Nuthall	Cooper T53	7b	1:55.939	9	133.74
28	Eddie McGuire	Scarab Offenhauser	8	2:04.158	9	124.88
42	James Willis	Cooper T45	9	2:03.519	10	125.53
91	Chris Drake	Cooper T71/73	10	2:00.591	10	128.58
25	Andy Middlehurst	Lotus 25 R4	11	1:55.988	9	133.68
70	Andrew Beaumont	Lotus 18 915	12	1:56.007	9	133.66

### Summary of number of laps in the lead

#	Nbr	Name	Car	# Laps in the lead
1	10	William Nuthall	Cooper T53	9
2	25	Andy Middlehurst	Lotus 25 R4	2

# Historic Grand Prix 2019


Final starting grid

6 - 8 September 2019  
Zandvoort GP - 4307 mtr.

## Starting grid - Historic Grand Prix Cars Association - Race 2

Start Time : 15:30 - Heat Duration : 25 Minutes

Pos	Nbr	Name	time	Pos	Nbr	Name	time
----- STARTLINE -----							
Pole Right							
2	10	William Nuthall		Row 1	1	25	Andy Middlehurst
4	70	Andrew Beaumont		Row 2	3	3	Barry Cannell
6	66	Sid Hoole		Row 3	5	73	Tom Dark
8	132	Chris Locke		Row 4	7	91	Chris Drake
10	42	James Willis		Row 5	9	28	Eddie McGuire
12	2	Rod Jolley		Row 6	11	80	Nick Taylor
14	5	Marshall Bailey		Row 7	13	22	Steve Hart
16	8	Tony Ditheridge		Row 8	15	15	Thomas Matzelberger
18	248	Klaus Lehr		Row 9	17	11	John Romano
20	19	Paul Grant		Row 10	19	21	Ian Nuthall
22	37	Eddy Perk		Row 11	21	232	Larry Kinch
24	36	Erik St aes		Row 12	23	72	Tom de Gres
26	17	Marc Valvekens		Row 13	25	9	Arnold Herreman
28	32	Guy Plante		Row 14	27	20	Christian Dumolin
30	24	Ingo Strolz		Row 15	29	26	Luc Brandts
32	47	Brian Jolliffe		Row 16	31	6	John Emery
34	79	Michael Gans		Row 17	33	1	John Gill ett
				Row 18	35	122	Peter Horsman

Results: <a href="http://www.raceresults.nu">www.raceresults.nu</a>			Timekeeping by : Circuit Park Zandvoort		Publication-time	
Steward			Steward		Time Printed 08-09-2019 - 14:03	
Ton Nachtegeller (9953)		Gerard du Pre (2832)		Ton van Dongen (1591)		
Page 1 of 1						



## Historic Grand Prix 2019

Historic Grand Prix Cars Association  
Final results Race 2

6 - 8 September 2019  
Zandvoort GP - 4307 mtr.

Pos	Nbr	Name	Car	Cls	PIC	Gap	Total time	Fastest	In	Avg. Speed
1	25	Andy Middlehurst (GBR)	Lotus 25 R4	11	1	-- 6 laps --	11:39.378	1:54.985	6	133.01
2	10	William Nuthall (GBR)	Cooper T53	7b	1	2.026	11:41.404	1:55.127	6	132.63
3	70	Andrew Beaumont (GBR)	Lotus 18 915	12	1	17.432	11:56.810	1:57.068	5	129.78
4	3	Barry Cannell (GBR)	Brabham BT11A	12	2	24.571	12:03.949	1:56.121	5	128.50
5	122	Peter Horsman (GBR)	Lotus 18/21	12	3	24.819	12:04.197	1:55.742	5	128.46
6	91	Chris Drake (GBR)	Cooper T71/73	10	1	36.287	12:15.665	2:00.348	6	126.45
7	66	Sid Hoole (GBR)	Cooper T66 F1	11	2	38.432	12:17.810	2:01.220	5	126.09
8	42	James Willis (GBR)	Cooper T45	9	1	1:00.957	12:40.335	2:04.490	2	122.35
9	22	Steve Hart (GBR)	Maserati 250F CM7	6	1	1:05.980	12:45.358	2:05.484	4	121.55
10	2	Rod Jolley (GBR)	Lister Jaguar	8	1	1:07.099	12:46.477	2:05.675	2	121.37
11	80	Nick Taylor (GBR)	Lotus 18 914	10	2	1:07.103	12:46.481	2:05.133	5	121.37
12	28	Eddie McGuire (IRL)	Scarab Offenhauser	8	2	1:08.150	12:47.528	2:05.479	2	121.20
13	5	Marshall Bailey (GBR)	Lotus 16 364	7a	1	1:09.495	12:48.873	2:05.522	2	120.99
14	15	Thomas Matzelberger (AUT)	Cooper T45/51	7b	2	1:09.538	12:48.916	2:04.206	2	120.99
15	37	Eddy Perk (NLD)	Heron F1	10	3	1:10.478	12:49.856	2:04.185	4	120.84
16	11	John Romano (USA)	Brabham BT11	11	3	1:14.744	12:54.122	2:05.965	5	120.17
17	8	Tony Ditheridge (GBR)	Cooper T45	9	2	1:14.871	12:54.249	2:05.778	4	120.15
18	248	Klaus Lehr (GER)	Maserati 250F CM5	6	2	1:20.153	12:59.531	2:07.202	5	119.34
19	72	Tom de Gres (BEL)	Brabham BT14	12	4	1:20.558	12:59.936	2:06.686	5	119.28
20	232	Larry Kinch (GBR)	Lotus 32 Tasman	12	5	1:32.831	13:12.209	2:07.167	4	117.43
21	21	Ian Nuthall (GBR)	Alta F2	5	1	1:33.479	13:12.857	2:09.009	4	117.33
22	36	Erik Staes (BEL)	Cooper Bristol Mk2 7/53	5	2	1:53.442	13:32.820	2:11.813	5	114.45
23	24	Ingo Strolz (AUT)	Cooper T51	7b	3	1:54.980	13:34.358	2:10.434	4	114.23
24	19	Paul Grant (BEL)	Cooper Bristol Mk 2 3/53	5	3	2:01.959	13:41.337	2:11.326	5	113.26
25	32	Guy Plante (BEL)	Cooper Bristol T23	5	4	2:09.622	13:49.000	2:14.251	2	112.22
26	47	Brian Jolliffe (GBR)	Cooper T45	9	3	-- 5 laps --	10:52.476	2:06.488	5	118.81
27	9	Arnold Herreman (BEL)	LDS Alfa Romeo 06	10	4	47.089	11:39.565	2:16.105	3	110.82
28	6	John Emery (GBR)	Brabham BT4	12	6	1:32.793	12:25.269	2:25.403	3	104.02
29	1	John Gillett (AUS)	MG K3	1	1	3:32.166	14:24.642	2:46.338	2	89.66
30	26	Luc Brandts (NLD)	Talbot Lago	2	1	-- 4 laps --	13:17.940	2:27.377	4	77.72
31	17	Marc Valvekens (BEL)	Gordini	6	3	-- 2 laps --	5:53.861			87.63
32	73	Tom Dark (GBR)	Cooper T51	7b	4	-- 1 laps --	2:07.175			121.92
33	132	Chris Locke (USA)	Lotus 32B F2 7	12	8					
34	20	Christian Dumolin (FRA)	Maserati 250F 2522	6	4					
35	79	Michael Gans (CH/US)	Cooper T79	12	7					
36	7	Charles McCabe (USA)	BRM 25-8	7a	2					
37	99	Mark Shaw (GBR)	Lotus 21	10	5					


Fastest time : 1:54.985 in lap 6 by nbr. 25 : Andy Middlehurst (Lotus 25 R4)

**Publication-time**

Results: [www.raceresults.nu](http://www.raceresults.nu)

Timekeeping by : Circuit Park Zandvoort

Time Printed 08-09-2019 - 18:10

Steward	Steward	Steward	
Ton Nachtegeller (9953)	Gerard du Pre (2832)	Ton van Dongen (1591)	

Page 1 of 1



GASSAN CHOPARD  
A Brilliant Choice



6-7-8 SEPTEMBER 2019

WWW.HISTORICGRANDPRIX.NL

## Historic Grand Prix 2019

Historic Grand Prix Cars Association

6 - 8 September 2019  
Zandvoort GP - 4307 mtr.

### Result of Race 2

#### Class 1 - Front Engine - 1925 - 1934 Grand Prix cars running on 18 or 19 wheels

Pos	Nbr	Name	Car	Gap	Diff	Total time	Fastest	In
1	1	John Gillett (AUS)	MG K3	-- 5 laps --		14:24.642	2:46.338	2

#### Class 2 - Front Engine - 1935 - 1951 Grand Prix cars running on 18 or 19 wheels

Pos	Nbr	Name	Car	Gap	Diff	Total time	Fastest	In
1	26	Luc Brandts (NLD)	Talbot Lago	-- 4 laps --	1:48.264	13:17.940	2:27.377	4

#### Class 5 - Front Engine - 1952/53 2 litre Grand Prix cars

Pos	Nbr	Name	Car	Gap	Diff	Total time	Fastest	In
1	21	Ian Nuthall (GBR)	Alfa F2	-- 6 laps --		13:12.857	2:09.009	4
2	36	Erik Staes (BEL)	Cooper Bristol Mk2 7/53	19.963	19.963	13:32.820	2:11.813	5
3	19	Paul Grant (BEL)	Cooper Bristol Mk 2 3/53	28.480	8.517	13:41.337	2:11.326	5
4	32	Guy Plante (BEL)	Cooper Bristol T23	36.143	7.663	13:49.000	2:14.251	2

#### Class 6 Front Engine - 1954 -1958 Grand Prix cars on 16 wheels

Pos	Nbr	Name	Car	Gap	Diff	Total time	Fastest	In
1	22	Steve Hart (GBR)	Maserati 250F CM7	-- 6 laps --		12:45.358	2:05.484	4
2	248	Klaus Lehr (GER)	Maserati 250F CM5	14.173	14.173	12:59.531	2:07.202	5
3	17	Marc Valvekens (BEL)	Gordini	-- 2 laps --		5:53.861		
4	20	Christian Dumolin (FRA)	Maserati 250F 2522					

#### Class 7a Front Engine - Pre 1961 front engine Grand Prix cars on 15 wheels

Pos	Nbr	Name	Car	Gap	Diff	Total time	Fastest	In
1	5	Marshall Bailey (GBR)	Lotus 16 364	-- 6 laps --		12:48.873	2:05.522	2
2	7	Charles McCabe (USA)	BRM 25-8					

#### Class 7b Rear Engine - Pre 1961 Grand Prix cars on 15 wheels

Pos	Nbr	Name	Car	Gap	Diff	Total time	Fastest	In
1	10	William Nuthall (GBR)	Cooper T53	-- 6 laps --		11:41.404	1:55.127	6
2	15	Thomas Matzelberger (AUT)	Cooper T45/51	1:07.512	1:07.512	12:48.916	2:04.206	2
3	24	Ingo Strolz (AUT)	Cooper T51	1:52.954	45.442	13:34.358	2:10.434	4
4	73	Tom Dark (GBR)	Cooper T51	-- 1 laps --		2:07.175		

#### Class 8 Front Engine - Formula Libre, Indianapolis & Intercontinental cars

Pos	Nbr	Name	Car	Gap	Diff	Total time	Fastest	In
1	2	Rod Jolley (GBR)	Lister Jaguar	-- 6 laps --		12:46.477	2:05.675	2
2	28	Eddie McGuire (IRL)	Scarab Offenhausser	1.051	1.051	12:47.528	2:05.479	2


Fastest time: 1:54.985 in lap 6 by nbr. 25 : Ardy Middlehurst (Lotus 25 R4)

**Publication-time**

Results: [www.raceresults.nu](http://www.raceresults.nu)

Timekeeping by : Circuit Park Zandvoort

Time Printed 08-09-2019 - 15:57

Race Director Roland Bruynseraede (RACB 46)	Steward Ton Nachtegeller (9953)	Timekeeper Ilja Lammers (47595)	
Page 1 of 2	Results remain provisional pending technical examination and decisions from the stewards of the meeting		



## Historic Grand Prix 2019

Historic Grand Prix Cars Association

6 - 8 September 2019

Result of Race 2

Zandvoort GP - 4307 mtr.

### Class 9 Rear Engine - Pre 1961 Grand Prix/Formula 2 cars of not more

Pos	Nbr	Name	Car	Gap	Diff	Total time	Fastest	In
1	42	James Willis (GBR)	Cooper T45	-- 6 laps --		12:40.335	2:04.490	2
2	8	Tony Ditheridge (GBR)	Cooper T45	13.914	13.914	12:54.249	2:05.778	4
3	47	Brian Jolliffe (GBR)	Cooper T45	-- 5 laps --		10:52.476	2:06.488	5

### Class 10 Rear Engine - Pre 1966 1.5 litre 4 cylinder Formula 1 cars and

Pos	Nbr	Name	Car	Gap	Diff	Total time	Fastest	In
1	91	Chris Drake (GBR)	Cooper T7 1/73	-- 6 laps --		12:15.665	2:00.348	6
2	80	Nick Taylor (GBR)	Lotus 18 914	30.816	30.816	12:46.481	2:05.133	5
3	37	Eddy Perk (NLD)	Heron F1	34.191	3.375	12:49.856	2:04.185	4
4	9	Arnold Herreman (BEL)	LDS Alfa Romeo 06	-- 5 laps --		11:39.565	2:16.105	3
5	99	Mark Shaw (GBR)	Lotus 21					

### Class 11 Rear Engine - Pre 1966 1.5 litre multi-cylinder Formula 1 cars

Pos	Nbr	Name	Car	Gap	Diff	Total time	Fastest	In
1	25	Andy Middlehurst (GBR)	Lotus 25 R4	-- 6 laps --		11:39.378	1:54.985	6
2	66	Sid Hoole (GBR)	Cooper T66 F1	38.432	38.432	12:17.810	2:01.220	5
3	11	John Romano (USA)	Brabham BT11	1:14.744	36.312	12:54.122	2:05.965	5

### Class 12 Rear Engine - Pre 1966 Tasman and Intercontinental 4 cylinder cars

Pos	Nbr	Name	Car	Gap	Diff	Total time	Fastest	In
1	70	Andrew Beaumont (GBR)	Lotus 18 915	-- 6 laps --		11:56.810	1:57.068	5
2	3	Barry Cannell (GBR)	Brabham BT11A	7.139	7.139	12:03.949	1:56.121	5
3	122	Peter Horsman (GBR)	Lotus 18/21	7.387	0.248	12:04.197	1:55.742	5
4	72	Tom de Gres (BEL)	Brabham BT14	1:03.126	55.739	12:59.936	2:06.686	5
5	232	Larry Kinch (GBR)	Lotus 32 Tasman	1:15.399	12.273	13:12.209	2:07.167	4
6	6	John Emery (GBR)	Brabham BT4	-- 5 laps --		12:25.269	2:25.403	3
7	79	Michael Gans (CH/US)	Cooper T79					
8	132	Chris Locke (USA)	Lotus 32B F2 7					


Fastest time : 1:54.985 in lap 6 by nbr. 25 : Andy Middlehurst (Lotus 25 R4)

**Publication-time**

Results: [www.raceresults.nu](http://www.raceresults.nu)

Timekeeping by : Circuit Park Zandvoort

Time Printed 08-09-2019 - 15:57

Race Director	Steward	Timekeeper	
Roland Bruynseraede (RACB 46)	Ton Nachtegeller (9953)	Ijla Lammers (47595)	
Page 2 of 2	Results remain provisional pending technical examination and decisions from the stewards of the meeting		





## Historic Grand Prix 2019

Historic Grand Prix Cars Association  
Laptimes - Race 2

6 - 8 September 2019  
Zandvoort GP - 4307 mtr.

Nbr	Name / Team name	1	2	3	4	5	6	7	8	9	10	11	12	13	14	15
1	John Gillett	2:47.265	2:46.338	2:50.620	2:51.546	2:54.966										
2	Rod Jolley	2:09.102	2:05.675	2:07.014	2:06.224	2:06.207	2:05.990									
3	Barry Carnell	2:01.325	1:57.948	1:57.775	1:58.198	1:56.121	2:07.664									
5	Marshal Bailey	2:10.598	2:05.522	2:07.314	2:06.614	2:05.738	2:06.363									
6	John Emery	2:29.833	2:27.336	2:25.403	2:25.567	2:26.296										
7	Charles McCabe															
8	Tony Ditheridge	2:11.250	2:06.415	2:07.331	2:05.778	2:08.525	2:07.905									
9	Arnold Herreman	2:22.380	2:16.466	2:16.105	2:17.406	2:17.967										
10	William Nuthall	1:58.347	1:55.987	1:55.452	1:55.331	1:56.440	1:55.127									
11	John Romano	2:12.853	2:06.955	2:07.856	2:06.351	2:05.965	2:07.058									
15	Thomas Matzelberger	2:10.549	2:04.206	2:06.568	2:08.707	2:05.739	2:06.170									
17	Marc Valvekens	2:33.030	2:58.465													
19	Paul Grant	2:20.123	2:17.819	2:15.544	2:13.977	2:11.326	2:14.798									
20	Christian Dumolin															
21	Ian Nuthall	2:13.075	2:09.424	2:10.191	2:09.009	2:09.595	2:13.876									
22	Steve Hart	2:07.765	2:05.761	2:07.473	2:05.484	2:05.737	2:06.636									
24	Ingo Strolz	2:18.753	2:15.881	2:11.369	2:10.434	2:11.641	2:16.701									
25	Andy Middlehurst	1:57.496	1:55.953	1:55.554	1:55.293	1:55.507	1:54.985									
26	Luc Brandts	2:24.066	2:38.259	5:38.468	2:27.377											
28	Eddie McGuire	2:08.524	2:05.479	2:08.069	2:08.217	2:05.480	2:05.902									
32	Guy Plante	2:18.767	2:14.251	2:14.492	2:16.007	2:15.854	2:20.631									
36	Erik Staes	2:19.048	2:12.675	2:12.107	2:12.330	2:11.813	2:16.040									
37	Eddy Perk	2:13.415	2:06.887	2:06.314	2:04.185	2:06.728	2:04.194									
42	James Willis	2:06.658	2:04.490	2:04.829	2:06.577	2:06.715	2:05.294									
47	Brian Joliffe	2:13.305	2:06.911	2:07.196	2:08.543	2:06.488										
66	Sid Hoole	2:03.783	2:02.006	2:01.456	2:02.339	2:01.220	2:01.677									
70	Andrew Beaumont	2:00.755	1:58.391	1:58.196	1:58.198	1:57.068	1:59.243									
72	Tom de Gres	2:13.795	2:07.967	2:07.729	2:08.296	2:06.686	2:06.931									
73	Tom Dark	2:02.073														
79	Michael Gans															
80	Nick Taylor	2:10.004	2:05.501	2:07.516	2:05.564	2:05.133	2:06.496									
91	Chris Drake	2:03.764	2:01.025	2:01.382	2:02.291	2:01.405	2:00.348									
99	Mark Shaw															
122	Peter Horsman	2:08.644	1:59.011	1:56.987	1:57.156	1:55.742	1:55.895									
132	Chris Locke															
232	Larry Kinch	2:17.397	2:09.153	2:09.288	2:07.167	2:08.260	2:12.757									
248	Klaus Lehr	2:13.209	2:07.788	2:08.727	2:07.760	2:07.202	2:07.400									

## Historic Grand Prix 2019

Historic Grand Prix Cars Association  
Sector analyse - Race 2

6 - 8 September 2019  
Zandvoort GP - 4307 mtr.

Class = Class 1 - Front Engine - 1925 -			Sector 1			Sector 2			Sector 3			Theoretical best	Actual best	In
Pos	Nbr	Name / Team name	time	Lap	pos	time	Lap	pos	time	Lap	pos			
1	1	John Gillett	1:14.045	5	32	42.174	1	32	48.812	1	32	2:45.031	2:46.338	2

Class = Class 2 - Front Engine - 1935 -			Sector 1			Sector 2			Sector 3			Theoretical best	Actual best	In
Pos	Nbr	Name / Team name	time	Lap	pos	time	Lap	pos	time	Lap	pos			
1	26	Luc Brandts	1:03.313	2	29	35.968	1	29	41.456	1	29	2:20.737	2:27.377	4

Class = Class 5 - Front Engine - 1952/53			Sector 1			Sector 2			Sector 3			Theoretical best	Actual best	In
Pos	Nbr	Name / Team name	time	Lap	pos	time	Lap	pos	time	Lap	pos			
1	21	Ian Nuthall	57.259	5	23	33.392	2	24	37.952	3	23	2:08.603	2:09.009	4
2	36	Erik Staes	58.647	5	26	33.670	3	26	39.268	5	26	2:11.585	2:11.813	5
3	19	Paul Grant	57.975	6	24	33.626	5	25	39.267	5	25	2:10.868	2:11.326	5
4	32	Guy Plante	59.669	3	27	34.024	5	27	39.888	2	27	2:13.581	2:14.251	2

Class = Class 6 Front Engine - 1954			Sector 1			Sector 2			Sector 3			Theoretical best	Actual best	In
Pos	Nbr	Name / Team name	time	Lap	pos	time	Lap	pos	time	Lap	pos			
1	22	Steve Hart	55.576	4	14	32.550	4	18	36.859	1	12	2:04.985	2:05.484	4
2	248	Klaus Lehr	56.169	6	21	32.923	4	21	37.659	6	21	2:06.751	2:07.202	5
3	17	Marc Valvekens	1:09.767	2	31	39.166	1	31	45.623	1	31	2:34.556		

Class = Class 7a Front Engine - Pre			Sector 1			Sector 2			Sector 3			Theoretical best	Actual best	In
Pos	Nbr	Name / Team name	time	Lap	pos	time	Lap	pos	time	Lap	pos			
1	5	Marshall Bailey	55.743	6	17	32.075	2	11	37.155	2	17	2:04.973	2:05.522	2

Class = Class 7b Rear Engine - Pre			Sector 1			Sector 2			Sector 3			Theoretical best	Actual best	In
Pos	Nbr	Name / Team name	time	Lap	pos	time	Lap	pos	time	Lap	pos			
1	10	William Nuthall	50.583	6	1	30.018	3	4	34.210	4	3	1:54.811	1:55.127	6
2	15	Thomas Matzelberger	55.543	2	13	32.039	2	10	36.624	2	9	2:04.206	2:04.206	2
3	24	Ingo Strolz	58.201	4	25	33.308	4	23	38.436	5	24	2:09.945	2:10.434	4
4	73	Tom Dark	55.590	1	15	30.875	1	7	35.608	1	7	2:02.073		

Class = Class 8 Front Engine -			Sector 1			Sector 2			Sector 3			Theoretical best	Actual best	In
Pos	Nbr	Name / Team name	time	Lap	pos	time	Lap	pos	time	Lap	pos			
1	2	Rod Jolley	54.981	2	9	32.673	4	19	37.005	1	13	2:04.659	2:05.675	2
2	28	Eddie McGuire	55.201	2	12	32.396	5	16	37.264	1	19	2:04.861	2:05.479	2

Class = Class 9 Rear Engine - Pre			Sector 1			Sector 2			Sector 3			Theoretical best	Actual best	In
Pos	Nbr	Name / Team name	time	Lap	pos	time	Lap	pos	time	Lap	pos			
1	42	James Willis	55.194	3	11	32.155	2	13	36.743	1	11	2:04.092	2:04.490	2
2	8	Tony Ditheridge	56.119	6	19	32.521	2	17	36.668	4	10	2:05.308	2:05.778	4
3	47	Brian Jolliffe	55.790	5	18	33.214	3	22	37.038	5	14	2:06.042	2:06.488	5

Class = Class 10 Rear Engine - Pre			Sector 1			Sector 2			Sector 3			Theoretical best	Actual best	In
Pos	Nbr	Name / Team name	time	Lap	pos	time	Lap	pos	time	Lap	pos			
1	91	Chris Drake	53.904	2	7	30.682	6	6	35.578	6	6	2:00.164	2:00.348	6
2	80	Nick Taylor	55.188	5	10	32.257	4	14	37.113	4	16	2:04.558	2:05.133	5

## Historic Grand Prix 2019

### Historic Grand Prix Cars Association

6 - 8 September 2019

#### Sector analyse - Race 2

Zandvoort GP - 4307 mtr.

3	37	Eddy Perk	54.627	6	8	31.784	5	9	37.070	4	15	2:03.481	<b>2:04.185</b>	4
4	9	Arnold Herreman	1:00.536	2	28	34.911	2	28	40.319	3	28	2:15.766	<b>2:16.105</b>	3

#### Class = Class 11 Rear Engine - Pre

Pos	Nbr	Name / Team name	Sector 1			Sector 2			Sector 3			Theoretical best	Actual best	In
			time	Lap	pos	time	Lap	pos	time	Lap	pos			
1	25	Andy Middlehurst	50.654	5	2	29.949	3	2	34.187	6	2	1:54.790	<b>1:54.985</b>	6
2	66	Sid Hoole	53.622	6	6	31.133	5	8	35.808	6	8	2:00.563	<b>2:01.220</b>	5
3	11	John Romano	55.657	6	16	32.134	5	12	37.337	4	20	2:05.128	<b>2:05.965</b>	5

#### Class = Class 12 Rear Engine - Pre

Pos	Nbr	Name / Team name	Sector 1			Sector 2			Sector 3			Theoretical best	Actual best	In
			time	Lap	pos	time	Lap	pos	time	Lap	pos			
1	70	Andrew Beaumont	51.584	6	4	29.990	5	3	34.568	4	4	1:56.142	<b>1:57.068</b>	5
2	3	Barry Cannell	51.718	5	5	29.593	5	1	34.729	6	5	1:56.040	<b>1:56.121</b>	5
3	122	Peter Horsman	51.390	4	3	30.025	5	5	34.054	6	1	1:55.469	<b>1:55.742</b>	5
4	72	Tom de Gres	56.162	5	20	32.802	3	20	37.223	5	18	2:06.187	<b>2:06.686</b>	5
5	232	Larry Kinch	57.137	4	22	32.332	4	15	37.698	4	22	2:07.167	<b>2:07.167</b>	4
6	6	John Emery	1:05.558	2	30	37.678	4	30	41.661	3	30	2:24.897	<b>2:25.403</b>	3

## Historic Grand Prix 2019

**Historic Grand Prix Cars Association**  
**Laps and Sector Times - Race 2**

**6 - 8 September 2019**  
**Zandvoort GP - 4307 mtr.**

<b>1</b>		<b>John Gillett</b>						MG K3									
lap	Sect-1	Speed	Sect-2	Speed	Sect-3	Speed	lap time	Top Speed	lap	Sect-1	Speed	Sect-2	Speed	Sect-3	Speed	lap time	Top Speed
1	1:16.279		<u>42.174</u>		<u>48.812</u>	131.4	2:47.265	114.6	<b>4</b>	1:18.113		43.869		49.564	<u>132.7</u>	2:51.546	122.3
2	1:14.097		42.741		49.500	127.6	<u>2:46.338</u>	125.0	<b>5</b>	<u>1:14.045</u>		43.424		57.497	102.1	2:54.966	<u>130.4</u>
3	1:15.138		44.934		50.548	123.4	2:50.620	125.9	<b>6</b>								

<b>2</b>		<b>Rod Jolley</b>						Lister Jaguar									
lap	Sect-1	Speed	Sect-2	Speed	Sect-3	Speed	lap time	Top Speed	lap	Sect-1	Speed	Sect-2	Speed	Sect-3	Speed	lap time	Top Speed
1	59.202		32.895		<u>37.005</u>	205.8	2:09.102	146.7	<b>4</b>	55.734		<u>32.673</u>		37.817	207.1	2:06.224	174.8
2	<u>54.981</u>		33.386		37.308	<u>212.0</u>	<u>2:05.675</u>	183.1	<b>5</b>	55.410		33.397		37.400	210.6	2:06.207	179.4
3	56.221		33.446		37.347	209.2	2:07.014	171.4	<b>6</b>	55.625		32.809		37.556	210.6	2:05.990	172.0

<b>3</b>		<b>Barry Cannell</b>						Brabham BT11A									
lap	Sect-1	Speed	Sect-2	Speed	Sect-3	Speed	lap time	Top Speed	lap	Sect-1	Speed	Sect-2	Speed	Sect-3	Speed	lap time	Top Speed
1	54.954		31.052		35.319	220.1	2:01.325	160.0	<b>4</b>	53.522		29.755		34.921	220.1	1:58.198	182.1
2	52.704		30.175		35.069	<u>224.8</u>	1:57.948	186.2	<b>5</b>	<u>51.718</u>		<u>29.593</u>		34.810	218.6	<u>1:56.121</u>	191.5
3	52.871		29.981		34.923	219.4	1:57.775	205.3	<b>6</b>	51.907		41.028		<u>34.729</u>	217.1	2:07.664	189.5

<b>5</b>		<b>Marshall Bailey</b>						Lotus 16 364									
lap	Sect-1	Speed	Sect-2	Speed	Sect-3	Speed	lap time	Top Speed	lap	Sect-1	Speed	Sect-2	Speed	Sect-3	Speed	lap time	Top Speed
1	1:00.042		32.576		37.980	201.2	2:10.598	149.0	<b>4</b>	56.521		32.316		37.777	197.4	2:06.614	166.9
2	56.292		<u>32.075</u>		<u>37.155</u>	<u>207.1</u>	<u>2:05.522</u>	172.0	<b>5</b>	56.025		32.481		37.232	203.2	2:05.738	164.9
3	56.400		32.650		38.264	201.2	2:07.314	<u>187.2</u>	<b>6</b>	<u>55.743</u>		32.761		37.859	204.5	2:06.363	176.5

<b>6</b>		<b>John Emery</b>						Brabham BT4									
lap	Sect-1	Speed	Sect-2	Speed	Sect-3	Speed	lap time	Top Speed	lap	Sect-1	Speed	Sect-2	Speed	Sect-3	Speed	lap time	Top Speed
1	1:08.964		38.234		42.635	<u>196.2</u>	2:29.833	133.0	<b>4</b>	1:05.691		<u>37.678</u>		42.198	179.5	2:25.567	151.7
2	<u>1:05.558</u>		38.954		42.824	186.4	2:27.336	161.0	<b>5</b>	1:06.107		38.371		41.818	187.5	2:26.296	146.7
3	1:05.760		37.982		<u>41.661</u>	186.9	<u>2:25.403</u>	151.9	<b>6</b>								

<b>8</b>		<b>Tony Ditheridge</b>						Cooper T45									
lap	Sect-1	Speed	Sect-2	Speed	Sect-3	Speed	lap time	Top Speed	lap	Sect-1	Speed	Sect-2	Speed	Sect-3	Speed	lap time	Top Speed
1	1:00.490		33.057		37.703	<u>198.7</u>	2:11.250	143.6	<b>4</b>	56.434		32.676		<u>36.668</u>	196.8	<u>2:05.778</u>	179.7
2	56.757		<u>32.521</u>		37.137	196.2	2:06.415	163.9	<b>5</b>	57.733		32.994		37.798	196.2	2:08.525	168.0
3	56.930		33.119		37.282	191.5	2:07.331	172.2	<b>6</b>	<u>56.119</u>		33.674		38.112	193.8	2:07.905	<u>185.6</u>

<b>9</b>		<b>Arnold Herreman</b>						LDS Alfa Romeo 06									
lap	Sect-1	Speed	Sect-2	Speed	Sect-3	Speed	lap time	Top Speed	lap	Sect-1	Speed	Sect-2	Speed	Sect-3	Speed	lap time	Top Speed
1	1:06.483		35.266		40.631	<u>178.5</u>	2:22.380	141.2	<b>4</b>	1:00.691		35.434		41.281	167.6	2:17.406	168.8
2	<u>1:00.536</u>		<u>34.911</u>		41.019	171.2	2:16.466	<u>170.6</u>	<b>5</b>	1:01.099		35.780		41.088	167.6	2:17.967	168.0
3	1:00.751		35.035		<u>40.319</u>	171.7	<u>2:16.105</u>	165.4	<b>6</b>								

<b>10</b>		<b>William Nuthall</b>						Cooper T53									
lap	Sect-1	Speed	Sect-2	Speed	Sect-3	Speed	lap time	Top Speed	lap	Sect-1	Speed	Sect-2	Speed	Sect-3	Speed	lap time	Top Speed
1	53.013		30.397		34.937	215.6	1:58.347	181.8	<b>4</b>	51.017		30.104		<u>34.210</u>	216.4	1:55.331	189.1
2	51.215		30.161		34.611	217.1	1:55.987	185.9	<b>5</b>	51.097		31.016		34.327	216.4	1:56.440	190.8
3	50.992		30.018		34.442	<u>217.9</u>	1:55.452	183.1	<b>6</b>	<u>50.583</u>		30.228		34.316	<u>217.9</u>	<u>1:55.127</u>	197.8

<b>11</b>		<b>John Romano</b>						Brabham BT11									
lap	Sect-1	Speed	Sect-2	Speed	Sect-3	Speed	lap time	Top Speed	lap	Sect-1	Speed	Sect-2	Speed	Sect-3	Speed	lap time	Top Speed
1	1:01.317		33.485		38.051	191.5	2:12.853	146.1	<b>4</b>	56.873		32.141		<u>37.337</u>	192.0	2:06.351	184.6
2	56.476		32.804		37.675	193.2	2:06.955	192.5	<b>5</b>	55.973		<u>32.134</u>		37.858	<u>195.0</u>	<u>2:05.965</u>	179.1
3	57.192		32.816		37.848	192.6	2:07.856	<u>197.1</u>	<b>6</b>	<u>55.657</u>		32.594		38.807	190.9	2:07.058	193.2

<b>15</b>		<b>Thomas Matzelberger</b>						Cooper T45/51									
lap	Sect-1	Speed	Sect-2	Speed	Sect-3	Speed	lap time	Top Speed	lap	Sect-1	Speed	Sect-2	Speed	Sect-3	Speed	lap time	Top Speed
1	1:00.348		32.596		37.605	214.9	2:10.549	152.1	<b>4</b>	58.067		33.038		37.602	204.5	2:08.707	175.0
2	<u>55.543</u>		<u>32.039</u>		<u>36.624</u>	213.4	<u>2:04.206</u>	188.5	<b>5</b>	56.438		32.407		36.894	205.1	2:05.739	156.5
3	56.252		33.066		37.250	202.5	2:06.568	180.9	<b>6</b>	55.919		32.320		37.931	<u>220.1</u>	2:06.170	177.0

## Historic Grand Prix 2019

Historic Grand Prix Cars Association

6 - 8 September 2019

Laps and Sector Times - Race 2

Zandvoort GP - 4307 mtr.

17 Marc Valvekens								Gordini									
lap	Sect-1	Speed	Sect-2	Speed	Sect-3	Speed	lap time	Top Speed	lap	Sect-1	Speed	Sect-2	Speed	Sect-3	Speed	lap time	Top Speed
1	Pit Out		<u>39.166</u>		<u>45.623</u>	<u>155.2</u>	<u>2:33.030</u>		2	<u>1:09.767</u>		39.445		Pit In		<u>2:58.465</u>	<u>131.1</u>

19 Paul Grant								Cooper Bristol Mk 2 3/53									
lap	Sect-1	Speed	Sect-2	Speed	Sect-3	Speed	lap time	Top Speed	lap	Sect-1	Speed	Sect-2	Speed	Sect-3	Speed	lap time	Top Speed
1	1:01.588		36.365		42.170	156.8	2:20.123	151.3	4	59.712		34.299		39.966	172.6	2:13.977	166.7
2	1:01.295		34.618		41.906	144.2	2:17.819	153.8	5	58.433		<u>33.626</u>		<u>39.267</u>	<u>177.0</u>	<u>2:11.326</u>	173.6
3	1:01.081		34.388		40.075	162.0	2:15.544	148.4	6	<u>57.975</u>		33.847		42.976	108.0	2:14.798	<u>174.2</u>

21 Ian Nuthall								Alta F2									
lap	Sect-1	Speed	Sect-2	Speed	Sect-3	Speed	lap time	Top Speed	lap	Sect-1	Speed	Sect-2	Speed	Sect-3	Speed	lap time	Top Speed
1	1:01.063		33.811		38.201	<u>185.8</u>	2:13.075	152.3	4	57.264		33.473		38.272	183.7	<u>2:09.009</u>	185.9
2	57.590		<u>33.392</u>		38.442	184.7	2:09.424	176.2	5	<u>57.259</u>		33.928		38.408	184.2	2:09.595	180.0
3	58.304		33.935		<u>37.952</u>	184.2	2:10.191	<u>187.2</u>	6	58.610		34.086		41.180	151.5	2:13.876	160.2

22 Steve Hart								Maserati 250F CM7									
lap	Sect-1	Speed	Sect-2	Speed	Sect-3	Speed	lap time	Top Speed	lap	Sect-1	Speed	Sect-2	Speed	Sect-3	Speed	lap time	Top Speed
1	58.054		32.852		<u>36.859</u>	208.5	2:07.765	163.6	4	<u>55.576</u>		<u>32.550</u>		37.358	<u>212.7</u>	<u>2:05.484</u>	174.5
2	55.692		32.639		37.430	<u>212.7</u>	2:05.761	188.5	5	56.094		32.665		36.978	212.0	2:05.737	166.7
3	56.694		33.241		37.538	207.8	2:07.473	173.1	6	56.218		32.918		37.500	207.1	2:06.636	173.9

24 Ingo Strolz								Cooper T51									
lap	Sect-1	Speed	Sect-2	Speed	Sect-3	Speed	lap time	Top Speed	lap	Sect-1	Speed	Sect-2	Speed	Sect-3	Speed	lap time	Top Speed
1	1:04.810		34.029		39.914	178.5	2:18.753	140.3	4	<u>58.201</u>		<u>33.308</u>		38.925	202.5	<u>2:10.434</u>	<u>207.3</u>
2	1:01.486		34.499		39.896	201.2	2:15.881	169.3	5	59.082		34.123		<u>38.436</u>	205.1	2:11.641	178.8
3	58.774		33.755		38.840	<u>205.8</u>	2:11.369	197.4	6	59.547		34.197		42.957	145.2	2:16.701	182.1

25 Andy Middlehurst								Lotus 25 R4									
lap	Sect-1	Speed	Sect-2	Speed	Sect-3	Speed	lap time	Top Speed	lap	Sect-1	Speed	Sect-2	Speed	Sect-3	Speed	lap time	Top Speed
1	52.387		30.115		34.994	207.1	1:57.496	176.5	4	50.922		30.081		34.290	207.8	1:55.293	195.7
2	50.867		30.205		34.881	205.8	1:55.953	198.9	5	<u>50.654</u>		30.247		34.606	208.5	1:55.507	<u>200.4</u>
3	51.043		<u>29.949</u>		34.562	208.5	1:55.554	194.6	6	50.822		29.976		<u>34.187</u>	<u>210.6</u>	<u>1:54.985</u>	195.7

26 Luc Brandts								Talbot Lago									
lap	Sect-1	Speed	Sect-2	Speed	Sect-3	Speed	lap time	Top Speed	lap	Sect-1	Speed	Sect-2	Speed	Sect-3	Speed	lap time	Top Speed
1	1:06.642		<u>35.968</u>		<u>41.456</u>	<u>168.0</u>	2:24.066	136.0	3	Pit Out		39.034		45.008	<u>168.0</u>	<u>5:38.468</u>	
2	<u>1:03.313</u>		36.595		Pit In		<u>2:38.259</u>	<u>165.6</u>	4	1:05.508		36.864		45.005	150.1	<u>2:27.377</u>	164.4

28 Eddie McGuire								Scarab Offenhauser									
lap	Sect-1	Speed	Sect-2	Speed	Sect-3	Speed	lap time	Top Speed	lap	Sect-1	Speed	Sect-2	Speed	Sect-3	Speed	lap time	Top Speed
1	58.320		32.940		<u>37.264</u>	<u>199.3</u>	2:08.524	169.3	4	57.579		32.875		37.763	191.5	2:08.217	175.9
2	<u>55.201</u>		32.728		37.550	195.6	<u>2:05.479</u>	<u>202.6</u>	5	55.458		<u>32.396</u>		37.626	193.8	2:05.480	187.8
3	56.648		33.163		38.258	188.6	2:08.069	191.2	6	55.694		32.779		37.429	195.6	2:05.902	198.9

32 Guy Plante								Cooper Bristol T23									
lap	Sect-1	Speed	Sect-2	Speed	Sect-3	Speed	lap time	Top Speed	lap	Sect-1	Speed	Sect-2	Speed	Sect-3	Speed	lap time	Top Speed
1	1:03.939		34.841		39.987	<u>168.5</u>	2:18.767	143.2	4	1:00.207		35.067		40.733	159.5	2:16.007	163.6
2	1:00.130		34.233		<u>39.888</u>	166.3	<u>2:14.251</u>	163.1	5	1:01.672		<u>34.024</u>		40.158	162.8	2:15.854	163.9
3	<u>59.669</u>		34.510		40.313	164.1	2:14.492	165.1	6	1:00.004		35.140		45.487	120.6	2:20.631	<u>165.4</u>

36 Erik Staes								Cooper Bristol Mk2 7/53									
lap	Sect-1	Speed	Sect-2	Speed	Sect-3	Speed	lap time	Top Speed	lap	Sect-1	Speed	Sect-2	Speed	Sect-3	Speed	lap time	Top Speed
1	1:05.087		34.132		39.829	180.5	2:19.048	138.1	4	58.818		33.694		39.818	181.0	2:12.330	164.4
2	59.274		33.698		39.703	180.0	2:12.675	<u>177.6</u>	5	<u>58.647</u>		33.898		<u>39.268</u>	<u>182.6</u>	<u>2:11.813</u>	175.3
3	59.126		<u>33.670</u>		39.311	181.6	2:12.107	170.6	6	59.285		33.720		43.035	146.3	2:16.040	171.2

## Historic Grand Prix 2019

Historic Grand Prix Cars Association

6 - 8 September 2019

Laps and Sector Times - Race 2

Zandvoort GP - 4307 mtr.

37 Eddy Perk								Heron F1									
lap	Sect-1	Speed	Sect-2	Speed	Sect-3	Speed	lap time	Top Speed	lap	Sect-1	Speed	Sect-2	Speed	Sect-3	Speed	lap time	Top Speed
1	1:01.662		34.293		37.460	201.2	2:13.415	140.6	4	55.094		32.021		37.070	193.8	2:04.185	189.5
2	56.242		32.623		38.022	196.8	2:06.887	180.0	5	56.591		31.784		38.353	194.4	2:06.728	178.8
3	56.258		32.534		37.522	197.4	2:06.314	184.9	6	54.627		31.803		37.764	202.5	2:04.194	193.9

42 James Willis								Cooper T45									
lap	Sect-1	Speed	Sect-2	Speed	Sect-3	Speed	lap time	Top Speed	lap	Sect-1	Speed	Sect-2	Speed	Sect-3	Speed	lap time	Top Speed
1	57.380		33.535		36.743	199.9	2:06.658	164.6	4	55.592		32.690		38.295	194.4	2:06.577	193.9
2	55.467		32.155		36.868	195.0	2:04.490	197.1	5	56.379		32.680		37.656	195.6	2:06.715	180.0
3	55.194		32.240		37.395	198.7	2:04.829	188.8	6	55.799		32.499		36.996	195.6	2:05.294	197.4

47 Brian Jolliffe								Cooper T45									
lap	Sect-1	Speed	Sect-2	Speed	Sect-3	Speed	lap time	Top Speed	lap	Sect-1	Speed	Sect-2	Speed	Sect-3	Speed	lap time	Top Speed
1	1:02.010		33.513		37.782	196.2	2:13.305	143.4	4	57.016		33.360		38.167	190.3	2:08.543	170.1
2	56.168		33.629		37.114	191.5	2:06.911	185.6	5	55.790		33.660		37.038	199.9	2:06.488	185.6
3	56.504		33.214		37.478	200.6	2:07.196	198.9	6								

66 Sid Hoole								Cooper T66 F1									
lap	Sect-1	Speed	Sect-2	Speed	Sect-3	Speed	lap time	Top Speed	lap	Sect-1	Speed	Sect-2	Speed	Sect-3	Speed	lap time	Top Speed
1	56.405		31.172		36.206	207.8	2:03.783	162.9	4	53.684		32.685		35.970	207.8	2:02.339	184.6
2	54.530		31.318		36.158	205.8	2:02.006	170.6	5	53.808		31.133		36.279	207.1	2:01.220	193.2
3	53.751		31.281		36.424	206.5	2:01.456	182.7	6	53.622		32.247		35.808	207.1	2:01.677	191.2

70 Andrew Beaumont								Lotus 18 915									
lap	Sect-1	Speed	Sect-2	Speed	Sect-3	Speed	lap time	Top Speed	lap	Sect-1	Speed	Sect-2	Speed	Sect-3	Speed	lap time	Top Speed
1	54.568		30.923		35.264	217.1	2:00.755	178.2	4	53.497		30.133		34.568	223.3	1:58.198	191.2
2	52.319		30.817		35.255	215.6	1:58.391	207.3	5	51.884		29.990		35.194	214.2	1:57.068	196.7
3	52.355		30.999		34.842	222.5	1:58.196	208.9	6	51.584		31.377		36.282	214.2	1:59.243	191.5

72 Tom de Gres								Brabham BT14									
lap	Sect-1	Speed	Sect-2	Speed	Sect-3	Speed	lap time	Top Speed	lap	Sect-1	Speed	Sect-2	Speed	Sect-3	Speed	lap time	Top Speed
1	1:01.942		34.476		37.377	198.7	2:13.795	146.7	4	56.968		32.981		38.347	193.2	2:08.296	174.8
2	56.585		33.355		38.027	190.3	2:07.967	187.5	5	56.162		33.301		37.223	200.6	2:06.686	175.0
3	57.387		32.802		37.540	199.3	2:07.729	180.3	6	56.237		33.093		37.601	196.8	2:06.931	186.5

73 Tom Dark								Cooper T51									
lap	Sect-1	Speed	Sect-2	Speed	Sect-3	Speed	lap time	Top Speed	lap	Sect-1	Speed	Sect-2	Speed	Sect-3	Speed	lap time	Top Speed
1	55.590		30.875		35.608	180.5	2:02.073	154.9	2								

80 Nick Taylor								Lotus 18 914									
lap	Sect-1	Speed	Sect-2	Speed	Sect-3	Speed	lap time	Top Speed	lap	Sect-1	Speed	Sect-2	Speed	Sect-3	Speed	lap time	Top Speed
1	58.818		33.311		37.875	193.2	2:10.004	154.5	4	56.194		32.257		37.113	193.2	2:05.564	187.8
2	55.422		32.690		37.389	195.0	2:05.501	187.5	5	55.188		32.754		37.191	190.3	2:05.133	189.1
3	56.567		33.314		37.635	190.3	2:07.516	185.2	6	55.339		33.425		37.732	189.2	2:06.496	185.2

91 Chris Drake								Cooper T71/73									
lap	Sect-1	Speed	Sect-2	Speed	Sect-3	Speed	lap time	Top Speed	lap	Sect-1	Speed	Sect-2	Speed	Sect-3	Speed	lap time	Top Speed
1	56.823		31.356		35.585	207.8	2:03.764	164.6	4	54.006		31.641		36.644	203.2	2:02.291	204.2
2	53.904		31.193		35.928	200.6	2:01.025	190.1	5	53.996		31.223		36.186	203.8	2:01.405	199.6
3	54.052		31.343		35.987	203.2	2:01.382	205.7	6	54.088		30.682		35.578	203.2	2:00.348	202.6

122 Peter Horsman								Lotus 18/21									
lap	Sect-1	Speed	Sect-2	Speed	Sect-3	Speed	lap time	Top Speed	lap	Sect-1	Speed	Sect-2	Speed	Sect-3	Speed	lap time	Top Speed
1	59.501		32.873		36.270	218.6	2:08.644	161.2	4	51.390		30.945		34.821	219.4	1:57.156	216.4
2	52.933		30.696		35.382	221.7	1:59.011	200.4	5	51.432		30.025		34.285	220.9	1:55.742	211.8
3	51.570		30.663		34.754	221.7	1:56.987	205.7	6	51.790		30.051		34.054	225.6	1:55.895	207.3

## Historic Grand Prix 2019

Historic Grand Prix Cars Association  
Laps and Sector Times - Race 2

6 - 8 September 2019  
Zandvoort GP - 4307 mtr.

232 Larry Kinch									Lotus 32 Tasman								
lap	Sect-1	Speed	Sect-2	Speed	Sect-3	Speed	lap time	Top Speed	lap	Sect-1	Speed	Sect-2	Speed	Sect-3	Speed	lap time	Top Speed
1	1:03.809		34.230		39.358	200.6	2:17.397	137.8	4	57.137		32.332		37.698	204.5	2:07.167	171.7
2	58.161		32.413		38.579	206.5	2:09.153	171.2	5	57.880		32.546		37.834	201.9	2:08.260	173.4
3	57.899		32.769		38.620	205.8	2:09.288	166.9	6	57.588		33.058		42.111	152.6	2:12.757	179.4

248 Klaus Lehr									Maserati 250F CM5								
lap	Sect-1	Speed	Sect-2	Speed	Sect-3	Speed	lap time	Top Speed	lap	Sect-1	Speed	Sect-2	Speed	Sect-3	Speed	lap time	Top Speed
1	1:01.866		33.497		37.846	200.6	2:13.209	141.0	4	56.949		32.923		37.888	198.7	2:07.760	174.2
2	56.254		33.121		38.413	193.2	2:07.788	179.4	5	56.449		33.045		37.708	200.6	2:07.202	173.4
3	57.714		33.057		37.956	198.1	2:08.727	161.7	6	56.169		33.572		37.659	199.3	2:07.400	176.2

## Historic Grand Prix 2019

Historic Grand Prix Cars Association Positions for each lap - Race 2  
Positions for each lap

6 - 8 September 2019  
Zandvoort GP - 4307 mtr.

Pos	Nr.	Name	1	2	3	4	5	6
1	25	Andy Middlehurst	25	25	25	25	25	25
2	10	William Nuthall	10	10	10	10	10	10
3	70	Andrew Beaumont	70	70	3	3	3	70
4	3	Barry Cannell	3	3	70	70	70	3
5	122	Peter Horsman	73	91	91	122	122	122
6	91	Chris Drake	66	66	66	91	91	91
7	66	Sid Hoole	91	42	122	66	66	66
8	42	James Willis	42	122	42	42	42	42
9	22	Steve Hart	22	28	22	22	22	22
10	2	Rod Jolley	28	22	28	2	80	2
11	80	Nick Taylor	2	2	2	80	2	80
12	28	Eddie McGuire	80	15	15	28	28	28
13	5	Marshall Bailey	5	80	80	5	5	5
14	15	Thomas Matzelberger	15	5	5	15	15	15
15	37	Eddy Perk	8	8	8	8	37	37
16	11	John Romano	122	11	11	37	8	11
17	8	Tony Ditheridge	11	37	37	11	11	8
18	248	Klaus Lehr	248	248	248	248	248	248
19	72	Tom de Gres	21	21	47	47	47	72
20	232	Larry Kinch	37	47	72	72	72	232
21	21	Ian Nuthall	72	72	21	21	21	21
22	36	Erik Staes	47	232	232	232	232	36
23	24	Ingo Strolz	232	36	36	36	36	24
24	19	Paul Grant	32	32	24	24	24	19
25	32	Guy Plante	36	24	32	32	19	32
26	47	Brian Jolliffe	19	19	19	19	32	
27	9	Arnold Herreman	24	9	9	9	9	
28	6	John Emery	9	6	6	6	6	
29	1	John Gillett	26	26	1	1	1	
30	26	Luc Brandts	6	1	26	26		
31	17	Marc Valvekens	17	17				
32	73	Tom Dark	1					



## Historic Grand Prix 2019

Heat name : Historic Grand Prix Cars Association - Race 2  
 Heat Date : 08 September 2019  
 Track name : Zandvoort GP - 4307 mtr.

Participants Started : 32 Participants Classified : 37  
 Participants Finished : 29 Participants Not Classified : 0  
 Participants Not Finished : 3

Green flag at : 15:23:18 Heat recording start time : 14:52:58  
 Finish flag waved at : 15:34:57 Heat recording end time : 15:44:14  
 Total time under Green : 11:39 Total of All Laps in Heat : 177  
 Number of cautions : 1 Total time under Yellow : 00:02:12  
 Number of code-60's : 0 Total time under Code-60 : 00:00:00

### Cautions/Code-60 history during the heat

#	Start time	End time	Duration	Comment
1	15:36:37	15:38:49	2:12	
2	15:38:51	452	-3:53.610	

### Summary of winners per class

Nbr	Name / Team name	Car	Cls	Fastest Laptime	In	Avg. Speed	Laps	Race Time
25	Andy Middlehurst	Lotus 25 R4	11	1:54.985	6	133.01	6	11:39.378
10	William Nuthall	Cooper T53	7b	1:55.127	6	132.63	6	11:41.404
70	Andrew Beaumont	Lotus 18 915	12	1:57.068	5	129.78	6	11:56.810
91	Chris Drake	Cooper T71/73	10	2:00.348	6	126.45	6	12:15.665
42	James Willis	Cooper T45	9	2:04.490	2	122.35	6	12:40.335
22	Steve Hart	Maserati 250F CM7	6	2:05.484	4	121.55	6	12:45.358
2	Rod Jolley	Lister Jaguar	8	2:05.675	2	121.37	6	12:46.477
5	Marshall Bailey	Lotus 16 364	7a	2:05.522	2	120.99	6	12:48.873
21	Ian Nuthall	Alfa F2	5	2:09.009	4	117.33	6	13:12.857
1	John Gillett	MG K3	1	2:46.338	2	89.66	5	14:24.642
26	Luc Brandts	Talbot Lago	2	2:27.377	4	77.72	4	13:17.940

### Leader history during the Heat

#	Nbr	Lap	to Lap	Name	Car
1	25	1	6	Andy Middlehurst	Lotus 25 R4

### Best Lap time history during the Heat

#	Nbr	lap time	in lap	Name	Car	time of day
1	25	1:55.953	2	Andy Middlehurst	Lotus 25 R4	15:27:16
2	25	1:55.554	3	Andy Middlehurst	Lotus 25 R4	15:29:11
3	10	1:55.452	3	William Nuthall	Cooper T53	15:29:12
4	25	1:55.293	4	Andy Middlehurst	Lotus 25 R4	15:31:06
5	25	1:54.985	6	Andy Middlehurst	Lotus 25 R4	15:34:57

### Summary of best laptimes per class

Nbr	Name / Team name	Car	Cls	Fastest Laptime	In	Speed
1	John Gillett	MG K3	1	2:46.338	2	93.22
26	Luc Brandts	Talbot Lago	2	2:27.377	4	105.21

## Historic Grand Prix 2019

### Summary of best laptimes per class

Nbr	Name / Team name	Car	Cls	Fastest Laptime	In	Speed
21	Ian Nuthall	Alfa F2	5	2:09.009	4	120.19
22	Steve Hart	Maserati 250F CM7	6	2:05.484	4	123.56
5	Marshall Bailey	Lotus 16 364	7a	2:05.522	2	123.53
10	William Nuthall	Cooper T53	7b	1:55.127	6	134.68
28	Eddie McGuire	Scarab Offenhauser	8	2:05.479	2	123.57
42	James Willis	Cooper T45	9	2:04.490	2	124.55
91	Chris Drake	Cooper T71/73	10	2:00.348	6	128.84
25	Andy Middlehurst	Lotus 25 R4	11	1:54.985	6	134.85
122	Peter Horsman	Lotus 18/21	12	1:55.742	5	133.96

### Summary of number of laps in the lead

#	Nbr	Name	Car	# Laps in the lead
1	25	Andy Middlehurst	Lotus 25 R4	6