

Donington Historic Festival - 30 Apr - 2 May 2016

HGPCA Nuvolari Trophy for pre-50 Grand Prix Cars Qualifying - Classification

Sheet No:

POS	NO	DRIVER/S	CLASS	CLASS POS	CAR MAKE / MODEL	TIME	ON	LAPS	GAP	DIFF	MPH
1	25	Callum Lockie	3	1	Maserati 6CM	1:24.323	13	13			84.49
2	1	Michael Gans	3	2	ERA R1B	1:24.361	9	13	0.038	0.038	84.45
3	4	Nicholas Topliss	4	1	ERA R4A	1:28.125	11	13	3.802	3.764	80.85
4	8	David Morris	4	2	ERA R5B	1:29.019	12	13	4.696	0.894	80.04
5	28	Robert Newall	1	1	Maserati 8CM	1:29.654	1	7	5.331	0.635	79.47
6	16	Urs Muller	3	3	Maserati 6CM	1:30.011	11	13	5.688	0.357	79.15
7	11	Duncan Ricketts	4	3	Alta Single Seater	1:33.331	2	10	9.008	3.320	76.34
8	6	Josef-Otto Rettenmaier	3	4	Maserati 6CM	1:34.239	4	9	9.916	0.908	75.60
9	26	Tom Dark	3	5	Maserati	1:35.165	2	4	10.842	0.926	74.87
10	14	Geraint Lewis	2	1	Frazer Nash Shelsley	1:37.358	9	11	13.035	2.193	73.18
11	29	Klaus Lehr	2	2	Maserati 4CLT	1:39.805	3	5	15.482	2.447	71.39
12	3	Stephan Rettenmaier	1	2	Alfa Romeo Tipo B P3	1:39.997	8	9	15.674	0.192	71.25
13	5	Richard Pilkington	2	3	Talbot T26SS	1:40.071	1	5	15.748	0.074	71.20
14	12	Bo Williams	1	3	Bugatti T35B	1:41.484	9	11	17.161	1.413	70.20
15	100	Martin Halusa	1	4	Bugatti T35C	1:44.283	2	6	19.960	2.799	68.32
16	15	Marc Valvekens	1	5	Bugatti T37A	1:52.731	2	3	28.408	8.448	63.20
17	18	Nick Rossi	1	6	Alfa Romeo 1750GS	1:55.050	1	4	30.727	2.319	61.93
18	19	Paul Grant	1	7	Bugatti T37	1:58.783	8	9	34.460	3.733	59.98
19	7	Ingo Grimm	1	8	Maserati 8CLS			1			0.00

Session Start: 11:07:09 - Finish: 11:27:10
Weather/Track Conditions: Bright / Dry
Circuit: Donington Park National
Track Length: 3.185 Km - 1.9791 miles

These results are provisional until the conclusion of any judicial and technical matters.

Clerk of the Course:

Julian Floyd

Timekeeper:

Nick Palmer

Posted at:

Donington Historic Festival - 30 Apr - 2 May 2016

HGPCA Nuvolari Trophy for pre-50 Grand Prix Cars

Qualifying - Sector Analysis

1 Michael Gans (3)									ERA R1B								
lap	Sect-1	Speed	Sect-2	Speed	Sect-3	Speed	TopSpeed	laptime pit	lap	Sect-1	Speed	Sect-2	Speed	Sect-3	Speed	Topspeed	laptime pit
1	Out	73.0	53.065	102.2				1:44.632	8	24.708	93.3	45.189	115.1	15.254	105.5		1:25.151
2	Out	89.4	50.091	103.1	16.796	101.7		2:32.296 P	9	24.209	96.6	44.782	115.9	15.370	104.2		1:24.361
3	25.445	93.3	47.191	113.5	15.724	103.6		1:28.360	10	24.754	92.9	45.727	114.5	15.290	105.0		1:25.771
4	26.918	87.2	48.753	113.0	16.678	100.3		1:32.349	11	24.049	96.5	45.236	114.5	15.083	105.2		1:24.368
5	26.582	92.0	47.495	114.1	15.853	104.6		1:29.930	12	24.215	92.9	47.182	114.7	15.274	106.2		1:26.671
6	25.761	90.9	46.572	113.4	15.760	104.7		1:28.093	13	24.728	96.0	44.979	114.7	15.296	104.7		1:25.003
7	25.366	86.3	47.332	113.5	15.338	106.0		1:28.036	14								

3 Stephan Rettenmaier (1)									Alfa Romeo Tipo B P3								
lap	Sect-1	Speed	Sect-2	Speed	Sect-3	Speed	TopSpeed	laptime pit	lap	Sect-1	Speed	Sect-2	Speed	Sect-3	Speed	Topspeed	laptime pit
1	30.567	70.8	55.071	87.7	18.453	97.6		1:44.091	6	2:09.603	73.9	53.601	95.1	18.176	0.7		3:21.380
2	30.273	70.7	53.506	92.6	17.867	99.0		1:41.646	7	29.548	70.6	53.466	95.8	17.964	95.9		1:40.978
3	30.489	73.3	54.351	91.2	18.332	107.9		1:43.172	8	29.514	73.6	52.770	98.3	17.713	98.9		1:39.997
4	29.663	73.0	54.627	91.5	17.881	102.8		1:42.171	9	29.462	75.5	52.894	95.2	17.708	105.7		1:40.064
5	30.268	72.7	55.985	94.6	17.596	101.3		1:43.849	10								

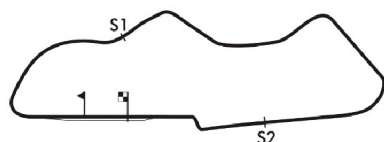
4 Nicholas Topliss (4)									ERA R4A								
lap	Sect-1	Speed	Sect-2	Speed	Sect-3	Speed	TopSpeed	laptime pit	lap	Sect-1	Speed	Sect-2	Speed	Sect-3	Speed	Topspeed	laptime pit
1	Out	76.2	57.208	80.6	18.725	98.4		1:44.725	8	25.783	92.4	48.139	108.6	15.945	107.7		1:29.867
2	27.333	86.5	50.465	101.1	17.225	102.0		1:35.023	9	26.365	94.6	47.465	116.1	15.722	107.2		1:29.552
3	27.248	81.1	50.540	107.2	16.304	104.7		1:34.092	10	25.372	96.3	47.394	116.3	15.717	104.9		1:28.483
4	25.654	94.1	46.878	110.6	17.372	101.7		1:29.904	11	25.191	96.3	47.279	115.1	15.655	106.2		1:28.125
5	26.270	84.2	49.526	113.9	16.053	103.4		1:31.849	12	25.072	90.5	48.308	115.1	15.677	107.2		1:29.057
6	28.691	80.8	49.310	116.1	15.702	104.9		1:33.703	13	26.226	76.2	47.763	111.1	15.837	103.9		1:29.826
7	25.762	95.2	47.629	115.1	15.759	105.7		1:29.150	14								

5 Richard Pilkington (2)									Talbot T26SS								
lap	Sect-1	Speed	Sect-2	Speed	Sect-3	Speed	TopSpeed	laptime pit	lap	Sect-1	Speed	Sect-2	Speed	Sect-3	Speed	Topspeed	laptime pit
1	28.630	86.6	52.510	91.6	18.931	82.9		1:40.071	4	28.921	89.0	52.757	91.1	19.338	80.3		1:41.016
2	28.409	79.6	53.467	89.8	18.262	82.1		1:40.138	5	30.046	81.2	55.685	77.1				1:56.748
3	29.258	75.4	53.311	92.6	18.932	80.8		1:41.501	6								

6 Josef-Otto Rettenmaier (3)									Maserati 6CM								
lap	Sect-1	Speed	Sect-2	Speed	Sect-3	Speed	TopSpeed	laptime pit	lap	Sect-1	Speed	Sect-2	Speed	Sect-3	Speed	Topspeed	laptime pit
1	Out	77.5	57.837	82.0	19.373	86.1		1:46.317	6	27.257	84.3	51.626	109.3	18.068	93.9		1:36.951
2	29.475	81.7	52.150	98.6	18.261	95.2		1:39.886	7	26.927	86.2	50.113	109.3	17.346	98.6		1:34.386
3	27.526	83.2	51.101	103.7	17.680	97.4		1:36.307	8	27.199	85.9	50.795	103.7	17.652	98.3		1:35.646
4	27.299	85.4	49.908	111.7	17.032	96.9		1:34.239	9	27.118	87.6	50.208	107.0				1:40.808
5	27.591	78.4	51.164	110.0	17.447	98.6		1:36.202	10								

7 Ingo Grimm (1)									Maserati 8CLS								
lap	Sect-1	Speed	Sect-2	Speed	Sect-3	Speed	TopSpeed	laptime pit	lap	Sect-1	Speed	Sect-2	Speed	Sect-3	Speed	Topspeed	laptime pit
1	38.142	61.5	1:10.789	63.9				2:35.532	2								

8 David Morris (4)									ERA R5B								
lap	Sect-1	Speed	Sect-2	Speed	Sect-3	Speed	TopSpeed	laptime pit	lap	Sect-1	Speed	Sect-2	Speed	Sect-3	Speed	Topspeed	laptime pit
1	Out	76.2	57.802	84.9	19.492	79.1		1:43.843	8	25.420	98.1	48.057	106.0	16.586	97.2		1:30.063
2	28.702	87.0	50.503	90.5	18.869	85.6		1:38.074	9	25.157	101.3	47.646	107.2	16.455	95.5		1:29.258
3	26.410	97.4	47.348	108.1	16.239	98.3		1:29.997	10	25.455	95.9	47.553	106.5	16.380	94.6		1:29.388
4	25.866	94.4	47.671	108.1	16.418	97.0		1:29.955	11	25.290	98.4	47.507	104.4	16.313	95.6		1:29.110
5	26.998	94.2	49.201	106.5	16.896	94.7		1:33.095	12	25.134	98.3	47.605	107.4	16.280	95.8		1:29.019
6	26.248	99.7	48.866	104.4	16.921	95.1		1:32.035	13	25.545	87.2	47.421	106.0	16.301	96.2		1:29.267
7	25.947	96.9	48.211	104.6	16.724	96.1		1:30.882	14								



Session Start: 11:07:09 - Finish: 11:27:10

Weather/Track Conditions: Bright / Dry

Circuit: Donington Park National

Track Length: 3.185 Km - 1.9791 miles

Donington Historic Festival - 30 Apr - 2 May 2016

HGPCA Nuvolari Trophy for pre-50 Grand Prix Cars

Qualifying - Sector Analysis

11 Duncan Ricketts (4)									Alta Single Seater								
lap	Sect-1	Speed	Sect-2	Speed	Sect-3	Speed	TopSpeed	laptime pit	lap	Sect-1	Speed	Sect-2	Speed	Sect-3	Speed	Topspeed	laptime pit
1	Out	72.3	55.360	95.9	18.618	99.2		1:42.366	6	27.978	81.9	51.957	117.7				1:44.334
2	26.256	88.7	49.362	110.7	17.713	103.9		1:33.331	7	Out	82.5	50.885	116.3	16.879	100.9		6:08.689 P
3	25.626	84.4	50.721	114.1	17.565	104.4		1:33.912	8	27.094	85.4	50.817	116.5	17.043	100.9		1:34.954
4	26.188	89.8	50.104	119.8	17.407	102.5		1:33.699	9	26.989	89.0	51.763	106.2	17.485	101.1		1:36.237
5	28.257	77.3	50.896	113.9	17.955	100.8		1:37.108	10	26.266	80.5	50.692	118.8	17.167	99.3		1:34.125

12 Bo Williams (1)									Bugatti T35B								
lap	Sect-1	Speed	Sect-2	Speed	Sect-3	Speed	TopSpeed	laptime pit	lap	Sect-1	Speed	Sect-2	Speed	Sect-3	Speed	Topspeed	laptime pit
1	31.400	77.4	57.737	92.1	17.965	87.3		1:47.102	7	29.877	78.3	54.707	95.5	17.850	88.2		1:42.434
2	31.140	59.9	55.807	98.4	17.987	88.4		1:44.934	8	29.054	80.9	55.820	98.4	17.659	87.7		1:42.533
3	29.234	80.0	55.679	97.9	17.831	87.4		1:42.744	9	28.724	84.2	55.044	97.9	17.716	88.0		1:41.484
4	29.003	80.5	55.924	100.3	17.727	87.0		1:42.654	10	28.705	81.1	57.270	97.6	17.892	85.0		1:43.867
5	28.589	85.5	57.107	92.6	18.342	86.4		1:44.038	11	29.219	75.0	56.030	96.5	17.482	87.1		1:42.731
6	30.270	73.4	57.197	96.6	17.904	88.2		1:45.371	12								

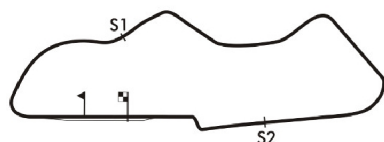
14 Geraint Lewis (2)									Frazer Nash Shelsley								
lap	Sect-1	Speed	Sect-2	Speed	Sect-3	Speed	TopSpeed	laptime pit	lap	Sect-1	Speed	Sect-2	Speed	Sect-3	Speed	Topspeed	laptime pit
1	29.374	75.6	54.790	89.4	19.445	83.4		1:43.609	7	28.396	76.5	52.423	98.4	17.552	86.9		1:38.371
2	29.393	73.6	55.216	90.7	21.631	78.5		1:46.240	8	29.225	77.9	52.170	99.9	17.689	86.7		1:39.084
3	28.692	80.0	52.444	97.0				1:44.731	9	27.846	82.4	52.054	98.7	17.458	85.0		1:37.358
4		74.6	53.807	94.8	18.552	82.4		2:25.357 P	10	28.323	80.6	52.301	99.2	17.825	85.0		1:38.449
5	28.905	80.9	53.744	95.5	17.999	85.8		1:40.648	11	28.777	75.6	53.802	99.6	17.893	83.3		1:40.472
6	28.766	76.2	53.313	92.4	19.256	82.5		1:41.335	12								

15 Marc Valvekens (1)									Bugatti T37A								
lap	Sect-1	Speed	Sect-2	Speed	Sect-3	Speed	TopSpeed	laptime pit	lap	Sect-1	Speed	Sect-2	Speed	Sect-3	Speed	Topspeed	laptime pit
1	32.978	76.0	1:02.231	82.6	20.624	75.0		1:55.833	3	32.574	81.1	1:02.812	79.0	20.464	71.9		1:55.850
2	32.682	72.3	59.634	82.6	20.415	74.1		1:52.731	4								

16 Urs Muller (3)									Maserati 6CM								
lap	Sect-1	Speed	Sect-2	Speed	Sect-3	Speed	TopSpeed	laptime pit	lap	Sect-1	Speed	Sect-2	Speed	Sect-3	Speed	Topspeed	laptime pit
1	Out	71.2	55.437	92.0	18.598	93.9		1:41.964	8	26.473	97.4	49.497	116.5	16.077	99.9		1:32.047
2	28.915	73.9	52.477	110.4	17.134	98.7		1:38.526	9	26.276	85.2	49.532	116.9	16.313	99.5		1:32.121
3	26.956	81.8	51.636	112.6	17.015	97.6		1:35.607	10	26.040	89.7	49.247	116.1	16.817	99.6		1:32.104
4	26.616	84.9	50.615	99.3	18.052	98.4		1:35.283	11	26.405	83.1	47.783	118.5	15.823	99.2		1:30.011
5	27.272	80.3	51.227	115.1	16.970	97.3		1:35.469	12	26.191	84.9	48.565	118.3	16.347	92.1		1:31.103
6	28.447	77.2	53.005	113.4	17.064	97.6		1:38.516	13	26.400	84.6	49.933	115.7	16.083	99.0		1:32.416
7	27.315	89.6	50.577	115.5	16.428	98.9		1:34.320	14								

18 Nick Rossi (1)									Alfa Romeo 1750GS								
lap	Sect-1	Speed	Sect-2	Speed	Sect-3	Speed	TopSpeed	laptime pit	lap	Sect-1	Speed	Sect-2	Speed	Sect-3	Speed	Topspeed	laptime pit
1	32.950	71.5	1:00.478	78.2	21.622	72.3		1:55.050	3	34.389	66.5	1:07.398	74.7	21.998	68.8		2:03.785
2	33.111	72.0	1:01.665	79.6	21.645	77.1		1:56.421	4	35.496	65.5	1:05.721	76.1				2:13.705

19 Paul Grant (1)									Bugatti T37								
lap	Sect-1	Speed	Sect-2	Speed	Sect-3	Speed	TopSpeed	laptime pit	lap	Sect-1	Speed	Sect-2	Speed	Sect-3	Speed	Topspeed	laptime pit
1	36.310	73.6	1:07.772	64.6	23.393			2:07.475	6								2:03.581
2	36.112	74.0	1:06.661	66.4	22.946	63.5		2:05.719	7								2:00.732
3	35.785	73.7						2:04.590	8								1:58.783
4								2:05.249	9								2:00.984
5								2:02.011	10								



Session Start: 11:07:09 - Finish: 11:27:10
Weather/Track Conditions: Bright / Dry
Circuit: Donington Park National
Track Length: 3.185 Km - 1.9791 miles

Donington Historic Festival - 30 Apr - 2 May 2016

HGPCA Nuvolari Trophy for pre-50 Grand Prix Cars

Qualifying - Sector Analysis

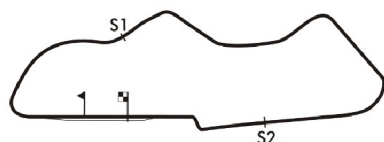
25 Callum Lockie (3)									Maserati 6CM								
lap	Sect-1	Speed	Sect-2	Speed	Sect-3	Speed	TopSpeed	laptime pit	lap	Sect-1	Speed	Sect-2	Speed	Sect-3	Speed	Topspeed	laptime pit
1	Out	87.7	50.195	102.3	17.424	90.5		1:33.624	8	24.709	95.0	45.835	112.2	16.118	102.0		1:26.662
2	26.761	88.3	48.236	91.2				1:36.749	9	24.532	91.3	46.058	109.1	16.119	100.5		1:26.709
3	Out	66.9	48.123	111.1	16.162	85.4		2:21.777 P	10	24.377	97.1	45.428	113.5	15.632	101.7		1:25.437
4	25.221	97.1	45.810	113.5	16.144	100.0		1:27.175	11	24.269	98.3	44.773	114.7	15.405	102.6		1:24.447
5	25.407	92.5	48.141	107.0	16.680	101.1		1:30.228	12	23.912	99.9	48.080	78.8	17.809	103.9		1:29.801
6	24.780	98.1	45.333	115.1	17.308	95.2		1:27.421	13	24.137	95.9	44.854	115.1	15.332	101.7		1:24.323
7	24.529	96.6	45.984	112.8	15.851	101.4		1:26.364	14								

26 Tom Dark (3)									Maserati								
lap	Sect-1	Speed	Sect-2	Speed	Sect-3	Speed	TopSpeed	laptime pit	lap	Sect-1	Speed	Sect-2	Speed	Sect-3	Speed	Topspeed	laptime pit
1	Out	69.0	1:00.121	86.3	18.325	82.0		1:48.728	3	26.752	88.4	51.423	99.2	18.231	86.8		1:36.406
2	27.798	93.4	50.502	98.7	16.865	91.1		1:35.165	4	26.229	93.2	50.221	100.3				1:52.477

28 Robert Newall (1)									Maserati 8CM								
lap	Sect-1	Speed	Sect-2	Speed	Sect-3	Speed	TopSpeed	laptime pit	lap	Sect-1	Speed	Sect-2	Speed	Sect-3	Speed	Topspeed	laptime pit
1	26.477	89.1	47.259	116.5	15.918	106.4		1:29.654	5	29.773	75.6	50.989	121.8	30.957	97.0		1:51.719
2	25.973	88.4	49.384	97.7	17.378	108.3		1:32.735	6	28.550	85.1	52.030	108.8	17.134	91.4		1:37.714
3	26.587	78.5	48.111	121.5	16.270	105.4		1:30.968	7	30.015	78.9	54.502	71.7				1:58.107
4	27.824	84.0	50.306	112.2	17.171	103.7		1:35.301	8								

29 Klaus Lehr (2)									Maserati 4CLT								
lap	Sect-1	Speed	Sect-2	Speed	Sect-3	Speed	TopSpeed	laptime pit	lap	Sect-1	Speed	Sect-2	Speed	Sect-3	Speed	Topspeed	laptime pit
1	31.183	73.1	57.779	83.6	18.314	95.1		1:47.276	4	28.265	77.3	54.156	95.1	18.426	93.0		1:40.847
2	29.139	68.1	53.629	96.2	18.058	94.7		1:40.826	5	28.616	81.8	55.163	106.4	18.470	92.2		1:42.249
3	27.867	82.9	53.368	94.7	18.570	96.1		1:39.805	6								

100 Martin Halusa (1)									Bugatti T35C								
lap	Sect-1	Speed	Sect-2	Speed	Sect-3	Speed	TopSpeed	laptime pit	lap	Sect-1	Speed	Sect-2	Speed	Sect-3	Speed	Topspeed	laptime pit
1	Out	74.2	55.991	93.9	18.446	88.7		1:43.460	4	36.003	75.1	56.052	98.3	18.736	83.3		1:50.791
2	29.808	74.7	55.851	96.6	18.624	88.1		1:44.283	5	31.056	76.3	56.172	84.5				1:51.812
3	28.883	77.2	56.635	96.1	21.265	56.0		1:46.783	6	Out	63.8	55.736	101.3	17.913	89.3		11:16.950 P



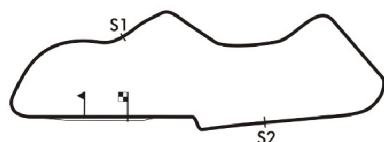
Session Start: 11:07:09 - Finish: 11:27:10
Weather/Track Conditions: Bright / Dry
Circuit: Donington Park National
Track Length: 3.185 Km - 1.9791 miles

Donington Historic Festival - 30 Apr - 2 May 2016

HGPCA Nuvolari Trophy for pre-50 Grand Prix Cars

Qualifying - Best Sector Times

POS	NO	DRIVER/S	Sector 1			Sector 2			Sector 3			IDEAL LAP	BEST LAP	On
			TIME	LAP	POS	TIME	LAP	POS	TIME	LAP	POS			
1	25	Callum Lockie	23.912	12	1	44.773	11	1	15.332	13	2	1:24.017	1:24.323	13
2	1	Michael Gans	24.049	11	2	44.782	9	2	15.083	11	1	1:23.914	1:24.361	9
3	4	Nicholas Topliss	25.072	12	3	46.878	4	3	15.655	11	3	1:27.605	1:28.125	11
4	8	David Morris	25.134	12	4	47.348	3	5	16.239	3	6	1:28.721	1:29.019	12
5	28	Robert Newall	25.973	2	6	47.259	1	4	15.918	1	5	1:29.150	1:29.654	1
6	16	Urs Muller	26.040	10	7	47.783	11	6	15.823	11	4	1:29.646	1:30.011	11
7	11	Duncan Ricketts	25.626	3	5	49.362	2	7	16.879	7	8	1:31.867	1:33.331	2
8	6	Josef-Otto Rettenmaier	26.927	7	9	49.908	4	8	17.032	4	9	1:33.867	1:34.239	4
9	26	Tom Dark	26.229	4	8	50.221	4	9	16.865	2	7	1:33.315	1:35.165	2
10	14	Geraint Lewis	27.846	9	10	52.054	9	10	17.458	9	10	1:37.358	1:37.358	9
11	29	Klaus Lehr	27.867	3	11	53.368	3	13	18.058	2	14	1:39.293	1:39.805	3
12	3	Stephan Rettenmaier	29.462	9	15	52.770	8	12	17.596	5	12	1:39.828	1:39.997	8
13	5	Richard Pilkington	28.409	2	12	52.510	1	11	18.262	2	15	1:39.181	1:40.071	1
14	12	Bo Williams	28.589	5	13	54.707	7	14	17.482	11	11	1:40.778	1:41.484	9
15	100	Martin Halusa	28.883	3	14	55.736	6	15	17.913	6	13	1:42.532	1:44.283	2
16	15	Marc Valvekens	32.574	3	16	59.634	2	16	20.415	2	16	1:52.623	1:52.731	2
17	18	Nick Rossi	32.950	1	17	1:00.478	1	17	21.622	1	17	1:55.050	1:55.050	1
18	19	Paul Grant	35.785	3	18	1:06.661	2	18	22.946	2	18	2:05.392	1:58.783	8
19	7	Ingo Grimm	38.142	1	19	1:10.789	1	19	26.620	0	19	2:15.551		



Session Start: 11:07:09 - Finish: 11:27:10

Weather/Track Conditions: Bright / Dry

Circuit: Donington Park National

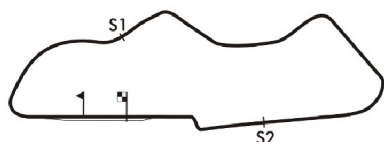
Track Length: 3.185 Km - 1.9791 miles

Donington Historic Festival - 30 Apr - 2 May 2016

HGPCA Nuvolari Trophy for pre-50 Grand Prix Cars

Qualifying - Best Sector Speeds

	NO	SECTOR 1	MPH	NO	SECTOR 2	MPH	NO	SECTOR 3	MPH
1	8	David Morris	101.3	28	Robert Newall	121.8	28	Robert Newall	108.3
2	25	Callum Lockie	99.9	11	Duncan Ricketts	119.8	3	Stephan Rettenmaier	107.9
3	16	Urs Muller	97.4	16	Urs Muller	118.5	4	Nicholas Topliss	107.7
4	1	Michael Gans	96.6	4	Nicholas Topliss	116.3	1	Michael Gans	106.2
5	4	Nicholas Topliss	96.3	1	Michael Gans	115.9	11	Duncan Ricketts	104.4
6	26	Tom Dark	93.4	25	Callum Lockie	115.1	25	Callum Lockie	103.9
7	11	Duncan Ricketts	89.8	6	Josef-Otto Rettenmaier	111.7	16	Urs Muller	99.9
8	28	Robert Newall	89.1	8	David Morris	108.1	6	Josef-Otto Rettenmaier	98.6
9	5	Richard Pilkington	89.0	29	Klaus Lehr	106.4	8	David Morris	98.3
10	6	Josef-Otto Rettenmaier	87.6	100	Martin Halusa	101.3	29	Klaus Lehr	96.1
11	12	Bo Williams	85.5	12	Bo Williams	100.3	26	Tom Dark	91.1
12	29	Klaus Lehr	82.9	26	Tom Dark	100.3	100	Martin Halusa	89.3
13	14	Geraint Lewis	82.4	14	Geraint Lewis	99.9	12	Bo Williams	88.4
14	15	Marc Valvekens	81.1	3	Stephan Rettenmaier	98.3	14	Geraint Lewis	86.9
15	100	Martin Halusa	77.2	5	Richard Pilkington	92.6	5	Richard Pilkington	82.9
16	3	Stephan Rettenmaier	75.5	15	Marc Valvekens	82.6	18	Nick Rossi	77.1
17	19	Paul Grant	74.0	18	Nick Rossi	79.6	15	Marc Valvekens	75.0
18	18	Nick Rossi	72.0	7	Ingo Grimm	68.1	19	Paul Grant	63.5
19	7	Ingo Grimm	61.5	19	Paul Grant	66.4	7	Ingo Grimm	63.3
20	17	John Ure	0.0	17	John Ure	0.0	17	John Ure	0.0
21	23	Mat Grist	0.0	23	Mat Grist	0.0	23	Mat Grist	0.0
22	48	Otto Rainer	0.0	48	Otto Rainer	0.0	48	Otto Rainer	0.0
23	A11	Duncan Ricketts	0.0	A11	Duncan Ricketts	0.0	A11	Duncan Ricketts	0.0



Session Start: 11:07:09 - Finish: 11:27:10

Weather/Track Conditions: Bright / Dry

Circuit: Donington Park National

Track Length: 3.185 Km - 1.9791 miles

Donington Historic Festival - 30 Apr - 2 May 2016

HGPCA Nuvolari Trophy for pre-50 Grand Prix Cars

Race 1 - Starting Grid

Sheet No:

Start Time : 15:35 - Heat Duration : 20 Minutes

10			
	19	7 Ingo Grimm	19 Paul Grant
	9	17 18 Nick Rossi	16 15 Marc Valvekens
	8	15 100 Martin Halusa	14 12 Bo Williams
	7	13 5 Richard Pilkington	12 3 Stephan Rettenmaier
	6	11 29 Klaus Lehr	10 14 Geraint Lewis
	5	9 26 Tom Dark	8 6 Josef-Otto Rettenmaier
	4	7 11 Duncan Ricketts	6 16 Urs Muller
	3	5 28 Robert Newall	4 8 David Morris
	2	3 4 Nicholas Topliss	2 1 Michael Gans
	1	1 25 Callum Lockie	
ROW		Pole Right	

These results are provisional until the conclusion of any judicial and technical matters.

*Circuit: Donington Park National
Track Length: 3.185 Km - 1.9791 miles*

Clerk of the Course: <div style="text-align: right;">Julian Floyd</div>	Timekeeper: <div style="text-align: right;">Nick Palmer</div>	Posted at:
--	--	------------

Donington Historic Festival - 30 Apr - 2 May 2016

HGPCA Nuvolari Trophy for pre-50 Grand Prix Cars

Race 1 - Classification

Sheet No:

POS	NO	DRIVER/S	CLASS	CLASS POS	CAR MAKE / MODEL	TIME	LAPS	GAP	DIFF	MPH	BEST	ON
1	1	Michael Gans	3	1	ERA R1B	20:10.716	11	-- 11 laps		64.73	1:47.591	2
2	25	Callum Lockie	3	2	Maserati 6CM	20:16.881	11	6.165	6.165	64.40	1:48.510	5
3	4	Nicholas Topliss	4	1	ERA R4A	21:20.999	11	1:10.283	1:04.118	61.17	1:53.951	2
4	26	Tom Dark	3	3	Maserati	21:33.187	11	1:22.471	12.188	60.60	1:54.220	10
5	5	Richard Pilkington	2	1	Talbot T26SS	21:34.536	11	1:23.820	1.349	60.53	1:54.395	11
6	14	Geraint Lewis	2	2	Frazer Nash Shelsley	21:49.766	11	1:39.050	15.230	59.83	1:56.907	3
7	16	Urs Muller	3	4	Maserati 6CM	21:49.792	11	1:39.076	0.026	59.83	1:57.122	2
8	6	Josef-Otto Rettenmaier	3	5	Maserati 6CM	21:50.163	11	1:39.447	0.371	59.81	1:56.146	3
9	28	Robert Newall	1	1	Maserati 8CM	21:50.635	11	1:39.919	0.472	59.79	1:56.757	3
10	3	Stephan Rettenmaier	1	2	Alfa Romeo Tipo B P3	20:29.433	10	-- 10 laps	36.278	57.95	1:59.167	4
11	100	Martin Halusa	1	3	Bugatti T35C	20:44.342	10	14.909	14.909	57.25	1:58.140	6
12	11	Duncan Ricketts	4	2	Alta Single Seater	21:32.414	10	1:02.981	48.072	55.12	1:59.306	4
13	12	Bo Williams	1	4	Bugatti T35B	21:56.833	10	1:27.400	24.419	54.10	1:57.881	5
14	19	Paul Grant	1	5	Bugatti T37	22:08.114	10	1:38.681	11.281	53.64	2:10.559	5
15	18	Nick Rossi	1	6	Alfa Romeo 1750GS	20:18.897	9	-- 9 laps --	22.174	52.61	2:12.136	2
16	8	David Morris	4	3	ERA R5B	9:27.000	5	-- 5 laps --		62.83	1:51.561	5
17	15	Marc Valvekens	1	7	Bugatti T37A							

----- FASTEST LAP SUMMARY -----

NO	DRIVER/S	CLASS	CAR MAKE / MODEL	FASTEST LAP	ON	MPH
1	Michael Gans	3	ERA R1B	1:47.591	2	66.22
8	David Morris	4	ERA R5B	1:51.561	5	63.86
5	Richard Pilkington	2	Talbot T26SS	1:54.395	11	62.28
28	Robert Newall	1	Maserati 8CM	1:56.757	3	61.02

CAR 29 - NON STARTER

Session Start: 16:11:10 - Finish: 16:31:20

Weather/Track Conditions: Cloud / Damp

Circuit: Donington Park National

Track Length: 3.185 Km - 1.9791 miles

These results are provisional until the conclusion of any judicial and technical matters.

Clerk of the Course:

Julian Floyd

Timekeeper:

Nick Palmer

Posted at:



Donington Historic Festival - 30 Apr - 2 May 2016

HGPCA Nuvolari Trophy for pre-50 Grand Prix Cars

Race 1 - Sector Analysis

1 Michael Gans (3)									ERA R1B								
lap	Sect-1	Speed	Sect-2	Speed	Sect-3	Speed	TopSpeed	laptime pit	lap	Sect-1	Speed	Sect-2	Speed	Sect-3	Speed	Topspeed	laptime pit
1				101.1	18.328	95.8		1:53.193	7	30.189	76.2	59.894	99.0	18.951	91.0		1:49.034
2	29.875	73.6	59.324	105.5	18.392	94.8		1:47.591	8	30.263	74.1	59.608	98.7	19.233	88.9		1:49.104
3	30.560	72.3	1:00.424	105.4	18.840	79.7		1:49.824	9	30.699	72.3	1:00.276	100.8	19.478	88.5		1:50.453
4	31.558	75.8	59.462	97.9	18.962	93.0		1:49.982	10	30.897	70.1	1:00.974	95.1	19.491	88.2		1:51.362
5	30.881	73.2	59.734	101.1	19.154	86.9		1:49.769	11	31.255	70.3	1:00.963	103.3	19.483	88.6		1:51.701
6	30.437	78.4	59.846	105.5	18.420	92.5		1:48.703	12								

3 Stephan Rettenmaier (1)									Alfa Romeo Tipo B P3								
lap	Sect-1	Speed	Sect-2	Speed	Sect-3	Speed	TopSpeed	laptime pit	lap	Sect-1	Speed	Sect-2	Speed	Sect-3	Speed	Topspeed	laptime pit
1		63.7	1:05.397	86.9	21.392	89.5		2:12.084	6	33.682	60.9	1:04.114	86.4	21.940	88.1		1:59.736
2	33.854	57.0	1:05.388	90.0	21.951	86.8		2:01.193	7	34.776	60.4	1:05.417	78.4	23.168	84.1		2:03.361
3	33.767	58.4	1:05.757	84.7	21.451	87.6		2:00.975	8	35.689	56.0	1:06.693	73.9	22.612	84.8		2:04.994
4	33.752	60.7	1:03.946	89.1	21.469	90.3		1:59.167	9	35.013	62.3	1:07.763	87.0	22.310	78.7		2:05.086
5	33.791	59.7	1:04.474	83.5	21.127	90.0		1:59.392	10	35.443	60.6	1:05.203	80.6	22.799	87.3		2:03.445

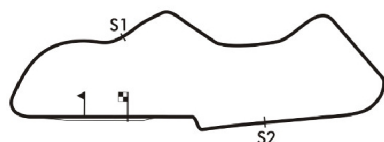
4 Nicholas Topliss (4)									ERA R4A								
lap	Sect-1	Speed	Sect-2	Speed	Sect-3	Speed	TopSpeed	laptime pit	lap	Sect-1	Speed	Sect-2	Speed	Sect-3	Speed	Topspeed	laptime pit
1				90.0	19.685	91.9		2:00.713	7	33.509	67.8	1:03.554	91.9	19.820	87.7		1:56.883
2	31.927	71.6	1:02.514	93.0	19.510	90.9		1:53.951	8	33.117	66.2	1:03.042	84.9	20.049	87.9		1:56.208
3	32.444	69.0	1:03.217	89.8	19.525	88.4		1:55.186	9	32.821	69.0	1:03.701	89.7	20.117	88.4		1:56.639
4	32.097	67.9	1:02.803	90.4	19.393	91.0		1:54.293	10	32.608	69.2	1:04.221	92.9	20.173	81.5		1:57.002
5	31.964	73.6	1:02.976	93.6	19.477	88.0		1:54.417	11	33.780	64.8	1:04.603	91.4	20.027	80.6		1:58.410
6	33.419	66.0	1:03.838	86.2	20.040	86.8		1:57.297	12								

5 Richard Pilkington (2)									Talbot T26SS								
lap	Sect-1	Speed	Sect-2	Speed	Sect-3	Speed	TopSpeed	laptime pit	lap	Sect-1	Speed	Sect-2	Speed	Sect-3	Speed	Topspeed	laptime pit
1			1:04.228	87.0	21.253	77.8		2:07.265	7	32.454	71.3	1:03.300	88.1	20.884	79.7		1:56.638
2	33.484	66.0	1:03.830	87.6	21.434	79.2		1:58.748	8	32.212	74.4	1:01.963	87.6	20.383	79.4		1:54.558
3	32.692	73.6	1:03.090	88.1	20.612	79.6		1:56.394	9	31.895	77.5	1:03.121	87.3	20.492	79.1		1:55.508
4	33.109	67.8	1:04.865	87.2	20.809	79.2		1:58.783	10	32.275	73.2	1:02.173	86.7	20.775	78.8		1:55.223
5	34.147	66.7	1:04.680	88.4	20.498	79.9		1:59.325	11	31.327	75.8	1:02.516	88.7	20.552	79.2		1:54.395
6	32.990	66.9	1:03.857	87.8	20.852	79.4		1:57.699	12								

6 Josef-Otto Rettenmaier (3)									Maserati 6CM								
lap	Sect-1	Speed	Sect-2	Speed	Sect-3	Speed	TopSpeed	laptime pit	lap	Sect-1	Speed	Sect-2	Speed	Sect-3	Speed	Topspeed	laptime pit
1			1:05.440	92.1	20.922	84.7		2:08.435	7	33.470	72.8	1:04.227	86.8	20.734	83.9		1:58.431
2	33.213	66.2	1:03.286	99.8	21.651	84.4		1:58.150	8	33.838	64.6	1:04.041	91.4	20.863	83.2		1:58.742
3	33.155	67.2	1:02.731	87.0	20.260	87.4		1:56.146	9	33.181	69.5	1:05.671	92.9	21.058	83.1		1:59.910
4	32.480	68.1	1:03.861	92.2	20.666	85.2		1:57.007	10	32.925	73.0	1:04.343	94.3	20.864	82.8		1:58.132
5	33.684	66.1	1:04.267	91.7	20.645	84.7		1:58.596	11	33.097	72.0	1:03.708	90.0	21.260	81.0		1:58.065
6	33.216	73.5	1:04.437	92.2	20.896	83.5		1:58.549	12								

8 David Morris (4)									ERA R5B								
lap	Sect-1	Speed	Sect-2	Speed	Sect-3	Speed	TopSpeed	laptime pit	lap	Sect-1	Speed	Sect-2	Speed	Sect-3	Speed	Topspeed	laptime pit
1				95.0	19.623	88.9		1:58.666	4	31.235	73.4	1:01.438	98.0	19.285	88.5		1:51.958
2	31.184	73.8	1:01.031	95.8	19.604	88.1		1:51.819	5	31.021	74.1	1:01.218	94.3	19.322	89.2		1:51.561
3	31.547	72.8	1:01.942	95.8	19.507	87.4		1:52.996	6								

11 Duncan Ricketts (4)									Alta Single Seater								
lap	Sect-1	Speed	Sect-2	Speed	Sect-3	Speed	TopSpeed	laptime pit	lap	Sect-1	Speed	Sect-2	Speed	Sect-3	Speed	Topspeed	laptime pit
1		66.6	1:05.671	87.3	21.551	87.4		2:33.571	6	34.471	62.6	1:07.363	92.5	21.988	79.2		2:03.822
2	33.621	65.5	1:05.162	80.6	23.036	83.1		2:01.819	7	34.170	66.6	1:34.271	74.2	23.362	79.0		2:31.803
3	33.815	63.7	1:06.604	95.6	21.245	84.0		2:01.664	8	34.955	62.7	1:08.485	90.6	21.511	80.4		2:04.951
4	33.278	66.7	1:05.079	94.7	20.949	83.2		1:59.306	9	34.793	62.5	1:07.390	92.4	21.913	79.9		2:04.096
5	33.429	68.8	1:11.984	93.3	21.942	80.5		2:07.355	10	34.648	65.0	1:07.388	93.5	21.991	78.6		2:04.027



Session Start: 16:11:10 - Finish: 16:31:20

Weather/Track Conditions: Cloud / Damp

Circuit: Donington Park National

Track Length: 3.185 Km - 1.9791 miles

Donington Historic Festival - 30 Apr - 2 May 2016

HGPCA Nuvolari Trophy for pre-50 Grand Prix Cars

Race 1 - Sector Analysis

12 Bo Williams (1)									Bugatti T35B										
lap	Sect-1	Speed	Sect-2	Speed	Sect-3	Speed	TopSpeed	laptime	pit	lap	Sect-1	Speed	Sect-2	Speed	Sect-3	Speed	Topspeed	laptime	pit
1		65.6	1:06.393	80.2	22.254	79.3		2:13.126		6	33.301	66.3	1:05.133	86.3	20.749	83.3		1:59.183	
2	34.309	69.6	1:06.473	83.1	21.630	81.7		2:02.412		7	32.810	72.8	1:02.686	95.1	2:09.577	79.1		3:45.073	
3	33.721	70.8	1:05.367	88.4	20.610	83.0		1:59.698		8	33.524	73.6	1:05.450	86.7	21.173	80.6		2:00.147	
4	33.993	69.2	1:05.768	85.7	20.810	81.0		2:00.571		9	33.103	73.2	1:04.037	87.0	21.281	80.4		1:58.421	
5	33.505	70.2	1:04.473	91.4	19.903	84.4		1:57.881		10	33.259	70.0	1:05.003	90.3	22.059	57.5		2:00.321	

14 Geraint Lewis (2)									Frazer Nash Shelsley										
lap	Sect-1	Speed	Sect-2	Speed	Sect-3	Speed	TopSpeed	laptime	pit	lap	Sect-1	Speed	Sect-2	Speed	Sect-3	Speed	Topspeed	laptime	pit
1		61.9	1:05.378	85.7	21.015	81.6		2:09.806		7	34.204	66.5	1:03.156	94.4	20.404	84.5		1:57.764	
2	33.528	65.3	1:03.309	89.3	20.938	83.1		1:57.775		8	33.104	65.0	1:03.541	85.2	21.670	84.1		1:58.315	
3	32.831	68.9	1:03.483	89.9	20.593	83.3		1:56.907		9	32.930	72.1	1:04.641	89.4	21.156	81.4		1:58.727	
4	33.686	66.0	1:03.867	91.4	20.293	83.3		1:57.846		10	33.270	69.4	1:04.271	89.8	20.529	83.4		1:58.070	
5	34.306	65.3	1:04.486	88.0	20.509	83.0		1:59.301		11	32.945	70.3	1:03.305	92.9	20.853	83.3		1:57.103	
6	33.431	66.3	1:03.734	88.6	20.987	80.9		1:58.152		12									

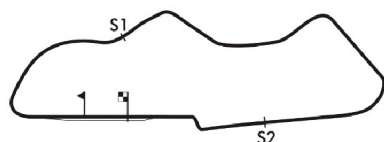
15 Marc Valvekens (1)									Bugatti T37A										
lap	Sect-1	Speed	Sect-2	Speed	Sect-3	Speed	TopSpeed	laptime	pit	lap	Sect-1	Speed	Sect-2	Speed	Sect-3	Speed	Topspeed	laptime	pit
1										1									

16 Urs Muller (3)									Maserati 6CM										
lap	Sect-1	Speed	Sect-2	Speed	Sect-3	Speed	TopSpeed	laptime	pit	lap	Sect-1	Speed	Sect-2	Speed	Sect-3	Speed	Topspeed	laptime	pit
1				91.9	20.430	80.2		2:04.531		7	33.281	72.4	1:03.609	94.7	21.360	79.0		1:58.250	
2	32.821	68.2	1:03.312	89.7	20.989	77.2		1:57.122		8	33.925	65.8	1:02.965	92.5	21.406	77.0		1:58.296	
3	33.036	68.5	1:03.591	88.6	21.475	76.9		1:58.102		9	33.149	67.5	1:04.922	91.2	21.799	81.0		1:59.870	
4	33.923	64.2	1:03.828	92.1	21.087	81.6		1:58.838		10	32.985	71.4	1:02.959	88.5	21.533	76.3		1:57.477	
5	34.148	69.9	1:03.443	93.4	21.477	78.5		1:59.068		11	32.980	73.5	1:04.338	81.3	22.212	75.8		1:59.530	
6	33.104	70.0	1:03.491	86.0	22.113	78.5		1:58.708		12									

18 Nick Rossi (1)									Alfa Romeo 1750GS										
lap	Sect-1	Speed	Sect-2	Speed	Sect-3	Speed	TopSpeed	laptime	pit	lap	Sect-1	Speed	Sect-2	Speed	Sect-3	Speed	Topspeed	laptime	pit
1		56.5	1:10.998	78.3	22.899	73.1		2:21.380		6	37.493	58.0	1:12.706	75.3	23.043	73.1		2:13.242	
2	37.043	59.8	1:11.626	76.2	23.467	70.4		2:12.136		7	38.461	55.7	1:14.246	66.9	24.664	71.9		2:17.371	
3	37.937	61.0	1:12.155	76.6	23.320	71.6		2:13.412		8	37.912	61.7	1:15.869	75.6	22.914	74.2		2:16.695	
4	38.003	60.3	1:12.747	76.5	23.998	70.9		2:14.748		9	36.988	60.5	1:13.116	75.8	24.913	68.9		2:15.017	
5	37.968	61.2	1:13.285	75.0	23.643	72.9		2:14.896		10									

19 Paul Grant (1)									Bugatti T37										
lap	Sect-1	Speed	Sect-2	Speed	Sect-3	Speed	TopSpeed	laptime	pit	lap	Sect-1	Speed	Sect-2	Speed	Sect-3	Speed	Topspeed	laptime	pit
1								2:23.296		6								2:12.024	
2								2:11.432		7								2:11.072	
3								2:13.164		8								2:12.546	
4								2:11.343		9								2:11.287	
5								2:10.559		10								2:11.391	

25 Callum Lockie (3)									Maserati 6CM										
lap	Sect-1	Speed	Sect-2	Speed	Sect-3	Speed	TopSpeed	laptime	pit	lap	Sect-1	Speed	Sect-2	Speed	Sect-3	Speed	Topspeed	laptime	pit
1				91.5	19.686	86.0		1:55.142		7	30.538	80.4	59.717	94.8	19.443	85.7		1:49.698	
2	31.297	76.4	1:00.576	97.0	19.510	87.6		1:51.383		8	30.621	79.3	1:00.332	93.8	19.907	84.5		1:50.860	
3	30.187	78.2	59.397	94.6	20.323	84.4		1:49.907		9	31.175	76.5	1:00.103	97.9	19.332	87.8		1:50.610	
4	30.398	78.3	59.557	98.0	19.400	87.6		1:49.355		10	30.925	79.7	1:00.372	93.4	19.989	84.2		1:51.286	
5	30.014	78.9	59.273	99.0	19.223	86.4		1:48.510		11	31.143	77.8	1:00.325	97.6	19.343	87.1		1:50.811	
6	30.412	78.3	59.668	97.6	19.239	86.4		1:49.319		12									



Session Start: 16:11:10 - Finish: 16:31:20

Weather/Track Conditions: Cloud / Damp

Circuit: Donington Park National

Track Length: 3.185 Km - 1.9791 miles

Donington Historic Festival - 30 Apr - 2 May 2016

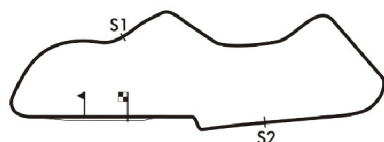
HGPCA Nuvolari Trophy for pre-50 Grand Prix Cars

Race 1 - Sector Analysis

26 Tom Dark (3)									Maserati								
lap	Sect-1	Speed	Sect-2	Speed	Sect-3	Speed	TopSpeed	laptime pit	lap	Sect-1	Speed	Sect-2	Speed	Sect-3	Speed	Topspeed	laptime pit
1		65.3	1:04.194	94.4	20.780	80.6		2:07.596	7	31.715	72.8	1:03.240	92.2	20.172	81.9		1:55.127
2	32.712	68.2	1:03.308	95.4	20.411	82.6		1:56.431	8	32.311	69.7	1:04.557	94.0	19.982	83.3		1:56.850
3	31.333	76.6	1:03.771	90.5	20.805	80.4		1:55.909	9	32.215	72.0	1:03.224	94.3	19.962	81.8		1:55.401
4	31.747	74.6	1:02.824	88.9	20.606	81.1		1:55.177	10	31.645	74.6	1:02.764	95.4	19.811	83.4		1:54.220
5	39.791	66.7	1:04.279	90.7	19.990	85.1		2:04.060	11	31.877	75.1	1:03.402	95.8	19.815	82.2		1:55.094
6	32.745	71.8	1:03.856	90.3	20.721	80.9		1:57.322	12								

28 Robert Newall (1)									Maserati 8CM								
lap	Sect-1	Speed	Sect-2	Speed	Sect-3	Speed	TopSpeed	laptime pit	lap	Sect-1	Speed	Sect-2	Speed	Sect-3	Speed	Topspeed	laptime pit
1				89.8	21.484	77.9		2:06.164	7	34.259	67.7	1:03.139	92.1	20.068	79.9		1:57.466
2	33.743	68.8	1:03.144	87.7	20.807	81.6		1:57.694	8	33.150	66.2	1:03.813	76.5	22.285	76.3		1:59.248
3	33.259	66.9	1:03.191	86.3	20.307	79.6		1:56.757	9	34.232	71.4	1:04.434	87.6	20.514	82.8		1:59.180
4	33.846	65.6	1:04.146	89.9	20.772	79.8		1:58.764	10	33.719	67.7	1:03.688	84.0	20.609	82.0		1:58.016
5	34.846	66.3	1:03.996	89.7	20.525	79.9		1:59.367	11	33.365	70.2	1:02.883	85.9	21.232	76.9		1:57.480
6	34.380	66.4	1:04.887	88.2	21.232	77.4		2:00.499	12								

100 Martin Halusa (1)									Bugatti T35C								
lap	Sect-1	Speed	Sect-2	Speed	Sect-3	Speed	TopSpeed	laptime pit	lap	Sect-1	Speed	Sect-2	Speed	Sect-3	Speed	Topspeed	laptime pit
1		59.7	1:07.677	88.2	21.397	85.6		2:14.919	6	33.695	68.3	1:04.091	95.6	20.354	85.3		1:58.140
2	34.293	66.3	1:06.697	85.6	21.395	83.7		2:02.385	7	33.785	68.9	1:29.401	88.2	21.947	81.9		2:25.133
3	34.178	67.7	1:05.828	90.3	21.335	84.6		2:01.341	8	35.310	58.6	1:07.934	91.6	20.942	84.4		2:04.186
4	33.532	71.2	1:04.607	89.5	20.930	85.3		1:59.069	9	33.948	67.9	1:05.346	92.1	20.447	85.6		1:59.741
5	33.345	68.6	1:05.111	90.3	20.752	85.2		1:59.208	10	33.177	71.3	1:05.522	88.6	21.521	84.4		2:00.220



Session Start: 16:11:10 - Finish: 16:31:20

Weather/Track Conditions: Cloud / Damp

Circuit: Donington Park National

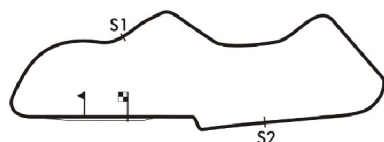
Track Length: 3.185 Km - 1.9791 miles

Donington Historic Festival - 30 Apr - 2 May 2016

HGPCA Nuvolari Trophy for pre-50 Grand Prix Cars

Race 1 - Best Sector Times

POS	NO	DRIVER/S	Sector 1			Sector 2			Sector 3			IDEAL LAP	BEST LAP	On
			TIME	LAP	POS	TIME	LAP	POS	TIME	LAP	POS			
1	1	Michael Gans	29.875	2	2	59.324	2	2	18.328	1	1	1:47.527	1:47.591	2
2	25	Callum Lockie	30.014	5	3	59.273	5	1	19.223	5	2	1:48.510	1:48.510	5
3	4	Nicholas Topliss	31.927	2	7	1:02.467	1	5	19.393	4	4	1:53.787	1:53.951	2
4	26	Tom Dark	31.333	3	6	1:02.764	10	8	19.811	10	5	1:53.908	1:54.220	10
5	5	Richard Pilkington	31.327	11	5	1:01.963	8	4	20.383	8	11	1:53.673	1:54.395	11
6	14	Geraint Lewis	32.831	3	11	1:03.156	7	11	20.293	4	9	1:56.280	1:56.907	3
7	16	Urs Muller	32.821	2	10	1:02.959	10	10	20.430	1	12	1:56.210	1:57.122	2
8	6	Josef-Otto Rettenmaier	32.480	4	8	1:02.731	3	7	20.260	3	8	1:55.471	1:56.146	3
9	28	Robert Newall	33.150	8	12	1:02.883	11	9	20.068	7	7	1:56.101	1:56.757	3
10	3	Stephan Rettenmaier	25.965	1	1	1:03.946	4	12	21.127	5	14	1:51.038	1:59.167	4
11	100	Martin Halusa	33.177	10	13	1:04.091	6	13	20.354	6	10	1:57.622	1:58.140	6
12	11	Duncan Ricketts	33.278	4	14	1:05.079	4	14	20.949	4	13	1:59.306	1:59.306	4
13	12	Bo Williams	32.810	7	9	1:02.686	7	6	19.903	5	6	1:55.399	1:57.881	5
14	19	Paul Grant											2:10.559	5
15	18	Nick Rossi	36.988	9	15	1:10.998	1	15	22.899	1	15	2:10.885	2:12.136	2
16	8	David Morris	30.797	6	4	1:00.952	6	3	19.285	4	3	1:51.034	1:51.561	5
17	15	Marc Valvekens												



Session Start: 16:11:10 - Finish: 16:31:20

Weather/Track Conditions: Cloud / Damp

Circuit: Donington Park National

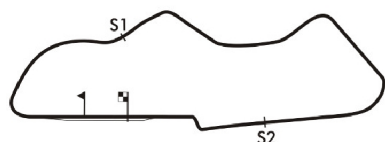
Track Length: 3.185 Km - 1.9791 miles

Donington Historic Festival - 30 Apr - 2 May 2016

HGPCA Nuvolari Trophy for pre-50 Grand Prix Cars

Race 1 - Best Sector Speeds

	NO	SECTOR 1	MPH	NO	SECTOR 2	MPH	NO	SECTOR 3	MPH
1	25	Callum Lockie	80.4	1	Michael Gans	105.5	1	Michael Gans	95.8
2	8	David Morris	78.9	6	Josef-Otto Rettenmaier	99.8	4	Nicholas Topliss	91.9
3	1	Michael Gans	78.4	25	Callum Lockie	99.0	3	Stephan Rettenmaier	90.3
4	5	Richard Pilkington	77.5	8	David Morris	98.0	8	David Morris	89.2
5	26	Tom Dark	76.6	26	Tom Dark	95.8	25	Callum Lockie	87.8
6	4	Nicholas Topliss	73.6	11	Duncan Ricketts	95.6	6	Josef-Otto Rettenmaier	87.4
7	12	Bo Williams	73.6	100	Martin Halusa	95.6	11	Duncan Ricketts	87.4
8	6	Josef-Otto Rettenmaier	73.5	12	Bo Williams	95.1	100	Martin Halusa	85.6
9	16	Urs Muller	73.5	16	Urs Muller	94.7	26	Tom Dark	85.1
10	14	Geraint Lewis	72.1	14	Geraint Lewis	94.4	14	Geraint Lewis	84.5
11	28	Robert Newall	71.4	4	Nicholas Topliss	93.6	12	Bo Williams	84.4
12	100	Martin Halusa	71.3	28	Robert Newall	92.1	28	Robert Newall	82.8
13	11	Duncan Ricketts	68.8	3	Stephan Rettenmaier	90.0	16	Urs Muller	81.6
14	3	Stephan Rettenmaier	63.7	5	Richard Pilkington	88.7	5	Richard Pilkington	79.9
15	18	Nick Rossi	61.7	18	Nick Rossi	78.3	18	Nick Rossi	74.2
16	15	Marc Valvekens	0.0	15	Marc Valvekens	0.0	15	Marc Valvekens	0.0
17	19	Paul Grant	0.0	19	Paul Grant	0.0	19	Paul Grant	0.0



Session Start: 16:11:10 - Finish: 16:31:20

Weather/Track Conditions: Cloud / Damp

Circuit: Donington Park National

Track Length: 3.185 Km - 1.9791 miles

Donington Historic Festival - 30 Apr - 2 May 2016

HGPCA Nuvolari Trophy for pre-50 Grand Prix Cars

Race 1 - Lap Chart

Lap 1			Lap 2			Lap 3			Lap 4			Lap 5			Lap 6		
NO	Behind	Laptime	NO	Behind	Laptime	NO	Behind	Laptime	NO	Behind	Laptime	NO	Behind	Laptime	NO	Behind	Laptime
1		1:53.193	1		1:47.591	1		1:49.824	1		1:49.982	1		1:49.769	1		1:48.703
25	1.949	1:55.142	25	5.741	1:51.383	25	5.824	1:49.907	25	5.197	1:49.355	25	3.938	1:48.510	25	4.554	1:49.319
8	5.473	1:58.666	8	9.701	1:51.819	8	12.873	1:52.996	8	14.849	1:51.958	8	16.641	1:51.561	19	1 LAP	2:10.559
4	7.520	2:00.713	4	13.880	1:53.951	4	19.242	1:55.186	4	23.553	1:54.293	4	28.201	1:54.417	18	1 LAP	2:14.896
16	11.338	2:04.531	16	20.869	1:57.122	16	29.147	1:58.102	26	34.523	1:55.177	16	47.302	1:59.068	4	36.795	1:57.297
28	12.971	2:06.164	28	23.074	1:57.694	26	29.328	1:55.909	16	38.003	1:58.838	6	47.975	1:58.596	16	57.307	1:58.708
5	14.072	2:07.265	26	23.243	1:56.431	28	30.007	1:56.757	28	38.789	1:58.764	28	48.387	1:59.367	26	57.433	1:57.322
26	14.403	2:07.596	5	25.229	1:58.748	5	31.799	1:56.394	6	39.148	1:57.007	26	48.814	2:04.060	6	57.821	1:58.549
6	15.242	2:08.435	6	25.801	1:58.150	6	32.123	1:56.146	5	40.600	1:58.783	5	50.156	1:59.325	5	59.152	1:57.699
14	16.613	2:09.806	14	26.797	1:57.775	14	33.880	1:56.907	14	41.744	1:57.846	14	51.276	1:59.301	28	1:00.183	2:00.499
3	18.891	2:12.084	3	32.493	2:01.193	3	43.644	2:00.975	3	52.829	1:59.167	3	1:02.452	1:59.392	14	1:00.725	1:58.152
12	19.933	2:13.126	12	34.754	2:02.412	12	44.628	1:59.698	12	55.217	2:00.571	12	1:03.329	1:57.881	3	1:13.485	1:59.736
100	21.726	2:14.919	100	36.520	2:02.385	100	48.037	2:01.341	100	57.124	1:59.069	100	1:06.563	1:59.208	12	1:13.809	1:59.183
18	28.187	2:21.380	18	52.732	2:12.136	11	1:06.446	2:01.664	11	1:15.770	1:59.306	11	1:33.356	2:07.355	100	1:16.000	1:58.140
19	30.103	2:23.296	19	53.944	2:11.432	18	1:16.320	2:13.412	19	1:38.645	2:11.343				11	1:48.475	2:03.822
11	40.378	2:33.571	11	54.606	2:01.819	19	1:17.284	2:13.164	18	1:41.086	2:14.748						

Session Start: 16:11:10 - Finish: 16:31:20
Weather/Track Conditions: Cloud / Damp
Circuit: Donington Park National
Track Length: 3.185 Km - 1.9791 miles

Donington Historic Festival - 30 Apr - 2 May 2016

HGPCA Nuvolari Trophy for pre-50 Grand Prix Cars

Race 1 - Lap Chart

Lap 7			Lap 8			Lap 9			Lap 10			Lap 11		
NO	Behind	Laptime	NO	Behind	Laptime	NO	Behind	Laptime	NO	Behind	Laptime	NO	Behind	Laptime
1		1:49.034	1		1:49.104	1		1:50.453	1		1:51.362	1		1:51.701
25	5.218	1:49.698	100	1 LAP	2:25.133	25	7.131	1:50.610	3	1 LAP	2:05.086	25	6.165	1:50.811
19	1 LAP	2:12.024	25	6.974	1:50.860	100	1 LAP	2:04.186	25	7.055	1:51.286	18	2 LAPS	2:15.017
18	1 LAP	2:13.242	11	1 LAP	2:31.803	11	1 LAP	2:04.951	100	1 LAP	1:59.741	3	1 LAP	2:03.445
4	44.644	1:56.883	4	51.748	1:56.208	4	57.934	1:56.639	4	1:03.574	1:57.002	100	1 LAP	2:00.220
26	1:03.526	1:55.127	19	1 LAP	2:11.072	26	1:16.220	1:55.401	11	1 LAP	2:04.096	4	1:10.283	1:58.410
16	1:06.523	1:58.250	18	1 LAP	2:17.371	5	1:17.265	1:55.508	26	1:19.078	1:54.220	11	1 LAP	2:04.027
5	1:06.756	1:56.638	26	1:11.272	1:56.850	19	1 LAP	2:12.546	5	1:21.126	1:55.223	26	1:22.471	1:55.094
6	1:07.218	1:58.431	5	1:12.210	1:54.558	16	1:25.132	1:59.870	16	1:31.247	1:57.477	5	1:23.820	1:54.395
28	1:08.615	1:57.466	16	1:15.715	1:58.296	6	1:26.313	1:59.910	6	1:33.083	1:58.132	14	1:39.050	1:57.103
14	1:09.455	1:57.764	6	1:16.856	1:58.742	14	1:26.940	1:58.727	14	1:33.648	1:58.070	16	1:39.076	1:59.530
3	1:27.812	2:03.361	14	1:18.666	1:58.315	28	1:27.486	1:59.180	28	1:34.140	1:58.016	6	1:39.447	1:58.065
			28	1:18.759	1:59.248	12	1 LAP	2:00.147	12	1 LAP	1:58.421	28	1:39.919	1:57.480
			12	1 LAP	3:45.073	18	1 LAP	2:16.695	19	1 LAP	2:11.287	12	1 LAP	2:00.321
			3	1:43.702	2:04.994							19	1 LAP	2:11.391

Session Start: 16:11:10 - Finish: 16:31:20
Weather/Track Conditions: Cloud / Damp
Circuit: Donington Park National
Track Length: 3.185 Km - 1.9791 miles

Donington Historic Festival - 30 Apr - 2 May 2016

HGPCA Nuvolari Trophy for pre-50 Grand Prix Cars

Race 6 - Starting Grid

Sheet No:

Start Time : 13:35 - Heat Duration : 20 Minutes

9		17 100 Lukas Halusa	[Redacted]
8		15 29 Klaus Lehr	16 17 John Ure
7		13 18 Nick Rossi	14 8 David Morris
6		11 12 Bo Williams	12 19 Paul Grant
5		9 3 Stephan Rettenmaier	10 11 Duncan Ricketts
4		7 6 Josef-Otto Rettenmaier	8 28 Robert Newall
3		5 5 Richard Pilkington	6 14 Geraint Lewis
2		3 4 Nicholas Topliss	4 26 Tom Dark
1		1 1 Michael Gans	2 25 Callum Lockie
ROW	Pole Right		

These results are provisional until the conclusion of any judicial and technical matters.

*Circuit: Donington Park National
Track Length: 3.185 Km - 1.9791 miles*

Clerk of the Course: <div style="text-align: right;">Julian Floyd</div>	Timekeeper: <div style="text-align: right;">Nick Palmer</div>	Posted at:
--	--	------------

Donington Historic Festival - 30 Apr - 2 May 2016

HGPCA Nuvolari Trophy for pre-50 Grand Prix Cars

Race 6 - Classification

Sheet No:

POS	NO	DRIVER/S	CLASS	CLASS POS	CAR MAKE / MODEL	TIME	LAPS	GAP	DIFF	MPH	BEST	ON
1	25	Callum Lockie	3	1	Maserati 6CM	21:27.111	15	-- 15 laps		83.03	1:24.481	13
2	1	Michael Gans	3	2	ERA R1B	21:27.810	15	0.699	0.699	82.98	1:24.313	6
3	4	Nicholas Topliss	4	1	ERA R4A	21:52.001	15	24.890	24.191	81.45	1:25.588	7
4	8	David Morris	4	2	ERA R5B	21:29.855	14	-- 14 laps	1:06.011	77.33	1:29.395	4
5	11	Duncan Ricketts	4	3	Alta Single Seater	21:49.320	14	19.465	19.465	76.18	1:31.941	2
6	6	Josef-Otto Rettenmaier	3	3	Maserati 6CM	22:14.532	14	44.677	25.212	74.74	1:31.882	8
7	17	John Ure	3	4	MG Parnell K3	22:32.530	14	1:02.675	17.998	73.74	1:33.393	12
8	100	Lukas Halusa	1	1	Bugatti T35C	22:34.775	14	1:04.920	2.245	73.62	1:33.823	10
9	5	Richard Pilkington	2	1	Talbot T26SS	21:30.834	13	-- 13 laps	30.378	71.75	1:37.285	2
10	14	Geraint Lewis	2	2	Frazer Nash Shelsley	21:32.106	13	1.272	1.272	71.68	1:35.143	9
11	3	Stephan Rettenmaier	1	2	Alfa Romeo Tipo B P3	21:34.905	13	4.071	2.799	71.53	1:37.316	5
12	28	Robert Newall	1	3	Maserati 8CM	22:02.619	13	31.785	27.714	70.02	1:38.490	2
13	12	Bo Williams	1	4	Bugatti T35B	22:38.958	13	1:08.124	36.339	68.15	1:40.979	3
14	18	Nick Rossi	1	5	Alfa Romeo 1750GS	21:33.774	11	-- 11 laps	2:23.224	60.57	1:55.791	2
15	19	Paul Grant	1	6	Bugatti T37	21:58.708	11	24.934	24.934	59.43	1:57.582	10
16	29	Klaus Lehr	2	3	Maserati 4CLT	14:54.199	9	-- 9 laps --		71.71	1:36.220	5
17	26	Tom Dark	3	5	Maserati	2:00.477	1	-- 1 laps --	7.969	59.14		

----- FASTEST LAP SUMMARY -----

NO	DRIVER/S	CLASS	CAR MAKE / MODEL	FASTEST LAP	ON	MPH
1	Michael Gans	3	ERA R1B	1:24.313	6	84.50
4	Nicholas Topliss	4	ERA R4A	1:25.588	7	83.24
100	Lukas Halusa	1	Bugatti T35C	1:33.823	10	75.94
14	Geraint Lewis	2	Frazer Nash Shelsley	1:35.143	9	74.88

Cars 3 & 29 - transponder intermittent.

Session Start: 13:39:14 - Finish: 14:00:40

Weather/Track Conditions: Cloudy / Dry

Circuit: Donington Park National

Track Length: 3.185 Km - 1.9791 miles

These results are provisional until the conclusion of any judicial and technical matters.

Clerk of the Course: <div style="text-align: right;">Julian Floyd</div>	Timekeeper: <div style="text-align: right;">Nick Palmer</div>	Posted at:
--	--	------------



Printed : 01-05-2016 - 14:03

Donington Historic Festival - 30 Apr - 2 May 2016

HGPCA Nuvolari Trophy for pre-50 Grand Prix Cars

Race 6 - Sector Analysis

1 Michael Gans (3)									ERA R1B								
lap	Sect-1	Speed	Sect-2	Speed	Sect-3	Speed	TopSpeed	laptime pit	lap	Sect-1	Speed	Sect-2	Speed	Sect-3	Speed	Topspeed	laptime pit
1				117.5	15.369	102.8		1:31.637	9	24.084	92.5	45.065	117.5	15.263	106.4		1:24.412
2	24.377	90.1	45.995	116.3	15.524	105.0		1:25.896	10	24.328	95.4	44.896	118.5	15.301	107.6		1:24.525
3	24.211	91.9	45.712	118.1	15.376	106.0		1:25.299	11	24.237	94.7	45.621	115.3	15.010	105.0		1:24.868
4	24.608	95.1	46.166	112.8	15.332	107.4		1:26.106	12	24.793	96.0	46.789	116.3	14.960	106.4		1:26.542
5	24.130	90.8	45.646	115.9	14.973	105.5		1:24.749	13	24.652	96.2	45.202	117.1	15.027	105.2		1:24.881
6	24.252	93.7	45.004	116.1	15.057	106.5		1:24.313	14	24.141	97.7	45.520	117.3	14.946	107.7		1:24.607
7	24.222	96.7	45.392	118.3	15.528	105.0		1:25.142	15	24.011	91.3	47.702	103.9	15.812	103.7		1:27.525
8	24.750	90.3	47.815	115.7	14.743	106.0		1:27.308	16								

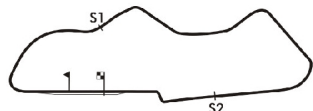
3 Stephan Rettenmaier (1)									Alfa Romeo Tipo B P3								
lap	Sect-1	Speed	Sect-2	Speed	Sect-3	Speed	TopSpeed	laptime pit	lap	Sect-1	Speed	Sect-2	Speed	Sect-3	Speed	Topspeed	laptime pit
1		69.6	54.163	97.9	17.577	101.9		1:48.861	8	28.715	81.2	52.056	97.4	17.497	99.9		1:38.268
2	28.579	78.2	52.038	90.9	17.706	99.8		1:38.323	9	27.874	79.0	51.778	97.0	17.911	100.6		1:37.563
3	28.304	78.7	52.190	95.9	17.514	99.6		1:38.008	10	28.641	78.5	52.323	92.1	18.454	99.0		1:39.418
4	28.919	78.3	50.982	95.8	17.498	98.6		1:37.399	11	28.790	76.8	53.708	92.4	18.054	98.6		1:40.552
5	28.426	78.5	51.474	93.9	17.416	99.8		1:37.316	12	28.739	76.7	54.540	91.5	17.612	100.6		1:40.891
6	28.995	79.2	52.103	98.9	17.472			1:38.570	13	28.953	70.8	52.335	96.1	17.758	97.0		1:39.046
7	28.094	75.1	55.065	96.2	17.531	103.6		1:40.690	14								

4 Nicholas Topliss (4)									ERA R4A								
lap	Sect-1	Speed	Sect-2	Speed	Sect-3	Speed	TopSpeed	laptime pit	lap	Sect-1	Speed	Sect-2	Speed	Sect-3	Speed	Topspeed	laptime pit
1				110.4	15.677	106.5		1:30.691	9	24.982	89.7	47.028	116.1	15.388	105.2		1:27.398
2	24.418	98.4	45.751	113.2	15.697	107.2		1:25.866	10	25.012	95.8	46.387	114.7	15.454	104.4		1:26.853
3	24.318	98.0	45.839	120.0	15.526	107.0		1:25.683	11	24.518	92.9	46.653	107.7	15.971	105.9		1:27.142
4	24.624	96.2	46.344	119.8	15.570	106.7		1:26.538	12	24.888	90.3	50.205	112.8	15.856	104.9		1:30.949
5	24.762	92.0	45.827	119.4	15.129	107.4		1:25.718	13	25.475	90.5	47.232	114.5	15.641	105.2		1:28.348
6	24.434	94.1	45.760	119.6	15.774	104.6		1:25.968	14	24.927	92.0	47.294	110.2	15.614	105.5		1:27.835
7	24.173	97.6	46.038	117.5	15.377	106.4		1:25.588	15	25.205	89.2	47.102	114.7	15.850	102.0		1:28.157
8	24.390	93.8	49.374	116.7	15.503	104.4		1:29.267	16								

5 Richard Pilkington (2)									Talbot T26SS								
lap	Sect-1	Speed	Sect-2	Speed	Sect-3	Speed	TopSpeed	laptime pit	lap	Sect-1	Speed	Sect-2	Speed	Sect-3	Speed	Topspeed	laptime pit
1				93.1	17.862	82.7		1:45.831	8	27.552	91.6	52.284	93.5	17.536	82.7		1:37.372
2	27.739	93.5	51.567	92.6	17.979	82.3		1:37.285	9	28.027	85.6	51.968	92.7	17.855	83.4		1:37.850
3	28.124	93.2	51.813	93.0	18.271	82.3		1:38.208	10	27.762	91.6	51.717	92.9	17.996	83.1		1:37.475
4	28.340	96.9	52.045	92.7	19.095	83.2		1:39.480	11	28.029	93.7	53.181	91.5	18.678	81.7		1:39.888
5	28.273	87.1	52.391	93.8	17.702	83.9		1:38.366	12	28.559	82.6	53.473	91.5	18.108	81.6		1:40.140
6	27.992	92.0	52.118	93.4	17.875	83.0		1:37.985	13	28.132	89.8	55.085	88.5	19.484	80.7		1:42.701
7	27.788	87.6	52.656	94.4	17.809	82.7		1:38.253	14								

6 Josef-Otto Rettenmaier (3)									Maserati 6CM								
lap	Sect-1	Speed	Sect-2	Speed	Sect-3	Speed	TopSpeed	laptime pit	lap	Sect-1	Speed	Sect-2	Speed	Sect-3	Speed	Topspeed	laptime pit
1				107.4	17.728	94.3		1:40.221	8	26.139	92.9	49.009	112.0	16.734	99.6		1:31.882
2	27.060	88.4	51.052	105.7	17.689	96.2		1:35.801	9	26.206	91.2	58.540	97.9	17.792	96.3		1:42.538
3	27.123	89.0	49.838	109.3	17.360	96.7		1:34.321	10	28.211	79.0	50.742	109.5	17.212	98.0		1:36.165
4	26.592	90.4	49.484	111.5	17.179	97.3		1:33.255	11	26.773	88.0	52.572	94.0	17.781	98.4		1:37.126
5	26.549	91.0	49.532	105.9	17.156	98.6		1:33.237	12	27.017	86.2	51.259	107.0	17.653	97.0		1:35.929
6	26.620	91.5	49.219	111.8	17.006	99.0		1:32.845	13	27.230	87.4	50.532	108.6	17.105	98.9		1:34.867
7	26.065	90.3	48.836	111.1	17.145	99.3		1:32.046	14	26.662	85.9	50.288	110.2	17.349	98.0		1:34.299

8 David Morris (4)									ERA R5B								
lap	Sect-1	Speed	Sect-2	Speed	Sect-3	Speed	TopSpeed	laptime pit	lap	Sect-1	Speed	Sect-2	Speed	Sect-3	Speed	Topspeed	laptime pit
1				106.4	16.983	96.5		1:42.248	8	25.894	94.7	47.892	106.7	16.565	94.0		1:30.351
2	25.411	98.1	48.406	110.2	16.366	98.9		1:30.183	9	26.088	87.2	50.017	105.0	16.614	95.8		1:32.719
3	25.811	91.0	47.668	108.4	16.237	98.2		1:29.716	10	26.151	98.8	48.351	106.4	16.728	94.3		1:31.230
4	25.068	99.4	47.959	106.2	16.368	97.9		1:29.395	11	25.941	95.5	48.684	102.6	16.915	92.7		1:31.540
5	25.810	95.2	48.061	104.2	16.552	96.6		1:30.423	12	25.691	99.0	48.607	105.0	16.816	94.8		1:31.114
6	25.835	94.4	48.101	103.7	16.542	95.8		1:30.478	13	25.707	95.9	51.333	102.5	16.670	93.8		1:33.710
7	25.612	98.8	48.362	105.4	16.990	87.1		1:30.964	14	25.529	98.8	51.230	98.3	19.025	88.8		1:35.784



Session Start: 13:39:14 - Finish: 14:00:40

Weather/Track Conditions: Cloudy / Dry

Circuit: Donington Park National

Track Length: 3.185 Km - 1.9791 miles

Donington Historic Festival - 30 Apr - 2 May 2016

HGPCA Nuvolari Trophy for pre-50 Grand Prix Cars

Race 6 - Sector Analysis

11 Duncan Ricketts (4)								Alta Single Seater											
lap	Sect-1	Speed	Sect-2	Speed	Sect-3	Speed	TopSpeed	laptime	pit	lap	Sect-1	Speed	Sect-2	Speed	Sect-3	Speed	Topspeed	laptime	pit
1			<u>122.6</u>		16.612	100.5		1:39.077		8	26.199	91.5	49.404	116.5	16.807	99.6		1:32.410	
2	25.905	89.6	49.331	118.8	16.705	98.4		1:31.941		9	26.617	84.8	50.062	117.7	17.077	99.5		1:33.756	
3	26.961	86.8	49.444	111.7	17.087	99.2		1:33.492		10	26.585	87.2	49.446	116.9	16.883	99.2		1:32.914	
4	26.056	88.5	49.519	117.7	16.730	99.8		1:32.305		11	25.952	90.2	50.428	111.7	17.267	99.2		1:33.647	
5	26.350	85.6	51.181	116.3	17.461	96.5		1:34.992		12	26.539	88.0	49.667	116.3	16.674	99.3		1:32.880	
6	26.563	88.8	49.399	117.1	16.669	99.6		1:32.631		13	26.514	84.5	50.593	115.5	16.672	99.3		1:33.779	
7	26.451	89.4	49.186	117.3	17.024	99.9		1:32.661		14	25.994	84.4	50.088	115.9	16.753	98.3		1:32.835	

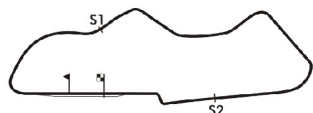
12 Bo Williams (1)								Bugatti T35B											
lap	Sect-1	Speed	Sect-2	Speed	Sect-3	Speed	TopSpeed	laptime	pit	lap	Sect-1	Speed	Sect-2	Speed	Sect-3	Speed	Topspeed	laptime	pit
1			58.013	87.6	19.512	90.5		1:53.999		8	29.228	82.4	55.872	97.4	18.975	80.9		1:44.075	
2	28.606	85.9	54.707	99.9	17.677	90.3		1:40.990		9	30.137	78.1	54.987	95.0	18.242	88.2		1:43.366	
3	28.603	81.5	54.835	98.2	17.541	88.0		1:40.979		10	29.307	79.3	1:00.057	81.1	18.833	86.1		1:48.197	
4	29.585	79.2	55.377	95.6	17.931	86.1		1:42.893		11	29.678	82.6	56.523	90.9	18.600	84.7		1:44.801	
5	29.014	80.0	55.996	93.0	18.590	87.6		1:43.600		12	29.591	79.8	55.994	90.5	18.310	86.9		1:43.895	
6	29.632	79.9	56.018	91.5	18.432	85.2		1:44.082		13	29.017	84.4	56.060	99.8	19.436	75.7		1:44.513	
7	29.669	81.5	55.980	95.9	17.919	86.8		1:43.568		14									

14 Geraint Lewis (2)								Frazer Nash Shelsley											
lap	Sect-1	Speed	Sect-2	Speed	Sect-3	Speed	TopSpeed	laptime	pit	lap	Sect-1	Speed	Sect-2	Speed	Sect-3	Speed	Topspeed	laptime	pit
1				97.7	18.082	83.7		1:47.327		8	27.512	84.3	51.057	101.4	16.918	87.1		1:35.487	
2	28.397	83.7	52.830	98.2	17.900	84.6		1:39.127		9	27.201	88.9	50.636	100.8	17.306	86.4		1:35.143	
3	30.137	81.2	53.294	95.5	18.285	87.6		1:41.716		10	27.605	80.4	52.978	99.3	18.002	87.8		1:38.585	
4	29.687	80.9	52.283	103.1	17.697	86.0		1:39.667		11	28.283	79.5	53.569	102.6	17.154	86.9		1:39.006	
5	29.201	81.8	52.423	99.8	17.586	86.9		1:39.210		12	27.424	88.0	52.717	99.3	17.164	87.6		1:37.305	
6	27.762	82.3	51.920	98.4	19.509	82.7		1:39.191		13	26.905	91.3	53.764	88.9	19.935	79.0		1:40.604	
7	28.953	81.0	52.105	95.6	18.680	84.8		1:39.738		14									

17 John Ure (3)								MG Parnell K3											
lap	Sect-1	Speed	Sect-2	Speed	Sect-3	Speed	TopSpeed	laptime	pit	lap	Sect-1	Speed	Sect-2	Speed	Sect-3	Speed	Topspeed	laptime	pit
1		67.8	55.056	94.2	18.535	85.8		1:51.705		8	27.272	87.7	51.163	102.3	17.533	91.1		1:35.968	
2	28.359	85.1	52.298	100.3	17.733	91.1		1:38.390		9	29.634	87.4	50.878	100.3	17.701	92.0		1:38.213	
3	27.242	90.8	50.984	101.9	17.301	92.4		1:35.527		10	27.470	88.7	50.968	99.8	17.483	91.2		1:35.921	
4	27.149	94.4	48.952	104.1	18.118	91.6		1:34.219		11	27.034	95.5	51.457	95.5	18.150	90.5		1:36.641	
5	27.117	96.0	49.891	101.3	17.813	91.5		1:34.821		12	27.260	93.4	48.938	101.9	17.195	91.9		1:33.393	
6	27.352	94.3	50.288	101.4	17.644	92.0		1:35.284		13	26.448	95.9	49.974	102.0	17.426	91.4		1:33.848	
7	27.276	95.2	49.914	101.7	17.549	91.6		1:34.739		14	26.103	98.3	50.132	101.7	17.626	91.1		1:33.861	

18 Nick Rossi (1)								Alfa Romeo 1750GS											
lap	Sect-1	Speed	Sect-2	Speed	Sect-3	Speed	TopSpeed	laptime	pit	lap	Sect-1	Speed	Sect-2	Speed	Sect-3	Speed	Topspeed	laptime	pit
1		74.8	58.942	82.6	20.662	70.7		2:00.401		7	33.455	70.5	1:02.643	79.4	21.347	71.7		1:57.445	
2	32.716	73.7	1:01.331	74.6	21.744	71.8		1:55.791		8	32.892	70.3	1:01.788	79.4	21.144	71.7		1:55.824	
3	33.164	71.1	1:02.248	72.7	22.136	71.7		1:57.548		9	33.090	73.4	1:04.660	74.9	21.629	71.5		1:59.379	
4	33.859	69.6	1:02.790	76.1	22.406	73.6		1:59.055		10	32.855	73.5	1:02.393	78.3	21.271	70.7		1:56.519	
5	32.813	73.4	1:01.994	80.1	21.800	71.7		1:56.607		11	32.851	70.8	1:01.923	72.5	21.991	69.2		1:56.765	
6	32.987	73.8	1:03.322	76.3	22.131	72.5		1:58.440		12									

19 Paul Grant (1)								Bugatti T37											
lap	Sect-1	Speed	Sect-2	Speed	Sect-3	Speed	TopSpeed	laptime	pit	lap	Sect-1	Speed	Sect-2	Speed	Sect-3	Speed	Topspeed	laptime	pit
1		77.8	1:02.840	71.0	22.266	64.9		2:08.312		7								1:58.348	
2	33.995	76.8	1:02.734	71.4	21.700	65.6		1:58.429		8								2:00.966	
3	34.085	77.5	1:03.145	72.1	22.019			1:59.249		9								2:01.265	
4								1:59.579		10								1:57.582	
5								1:58.748		11								1:58.597	
6								1:57.633		12									



Session Start: 13:39:14 - Finish: 14:00:40
Weather/Track Conditions: Cloudy / Dry
Circuit: Donington Park National
Track Length: 3.185 Km - 1.9791 miles

Donington Historic Festival - 30 Apr - 2 May 2016

HGPCA Nuvolari Trophy for pre-50 Grand Prix Cars

Race 6 - Sector Analysis

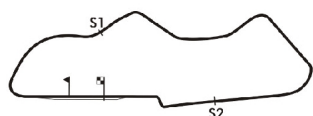
25 Callum Lockie (3)									Maserati 6CM								
lap	Sect-1	Speed	Sect-2	Speed	Sect-3	Speed	TopSpeed	laptime pit	lap	Sect-1	Speed	Sect-2	Speed	Sect-3	Speed	Topspeed	laptime pit
1								1:29.783	9	24.065	100.4	45.586	116.3	15.574	98.0		1:25.225
2	24.219	97.8	45.259	114.9	15.636	101.4		1:25.080	10	24.255	103.0	45.226	116.3	15.496	102.3		1:24.977
3	24.363	99.3	45.490	115.9	15.614	101.3		1:25.467	11	24.645	97.4	45.686	117.9	15.344	103.9		1:25.675
4	24.344	99.9	45.662	115.3	15.457	102.5		1:25.463	12	24.426	99.6	46.049	115.7	15.353	103.6		1:25.828
5	24.574	96.5	45.190	115.7	15.488	101.4		1:25.252	13	24.244	102.6	44.969	115.7	15.268	104.2		1:24.481
6	24.324	101.6	45.390	115.5	15.443	102.8		1:25.157	14	23.966	102.4	45.187	115.9	15.408	103.4		1:24.561
7	23.988	100.0	45.578	116.7	16.345	99.6		1:25.911	15	23.961	96.3	47.621	100.0	15.749	97.7		1:27.331
8	24.724	85.0	46.729	116.3	15.467	102.5		1:26.920	16								

26 Tom Dark (3)									Maserati								
lap	Sect-1	Speed	Sect-2	Speed	Sect-3	Speed	TopSpeed	laptime pit	lap	Sect-1	Speed	Sect-2	Speed	Sect-3	Speed	Topspeed	laptime pit
1		76.8	58.793	75.6				2:00.477	2								

28 Robert Newall (1)									Maserati 8CM								
lap	Sect-1	Speed	Sect-2	Speed	Sect-3	Speed	TopSpeed	laptime pit	lap	Sect-1	Speed	Sect-2	Speed	Sect-3	Speed	Topspeed	laptime pit
1		70.0	53.013	95.8	17.824	82.3		1:48.154	8	29.563	82.8	54.177	89.9	18.139	80.3		1:41.879
2	28.130	87.1	52.580	94.7	17.780	82.2		1:38.490	9	29.778	84.5	54.029	90.1	18.559	78.5		1:42.366
3	29.339	84.2	53.435	95.8	18.059	81.6		1:40.833	10	30.433	84.7	53.982	88.4	18.390	78.4		1:42.805
4	28.605	86.8	54.027	91.7	18.555	81.9		1:41.187	11	29.097	86.3	53.894	87.8	18.287	78.7		1:41.278
5	28.954	84.6	53.490	94.3	18.203	80.4		1:40.647	12	28.950	87.0	54.274	92.1	18.294	80.9		1:41.518
6	28.613	88.9	54.337	91.7	18.113	80.3		1:41.063	13	29.411	85.8	54.089	93.0	18.460	72.0		1:41.960
7	28.545	82.3	53.971	93.1	17.923	80.8		1:40.439	14								

29 Klaus Lehr (2)									Maserati 4CLT								
lap	Sect-1	Speed	Sect-2	Speed	Sect-3	Speed	TopSpeed	laptime pit	lap	Sect-1	Speed	Sect-2	Speed	Sect-3	Speed	Topspeed	laptime pit
1		69.2	55.908	101.7	18.707	102.3		1:52.508	6	27.345	80.3	51.318	106.5	18.119	100.3		1:36.782
2	27.031	79.7	54.888	105.0	18.391	99.8		1:40.310	7	27.405	81.8	52.944	110.6	17.510	103.4		1:37.859
3	29.149	80.2	51.787	103.6	17.381	102.3		1:38.317	8	27.387	81.8	51.700	111.8	17.921	92.7		1:37.008
4	27.961	79.7	51.731	95.2	17.920	88.7		1:37.612	9	27.448	82.5	52.431	102.2	17.704	94.6		1:37.583
5	26.971	80.4	51.711	99.6	17.538	100.2		1:36.220	10								

100 Lukas Halusa (1)									Bugatti T35C								
lap	Sect-1	Speed	Sect-2	Speed	Sect-3	Speed	TopSpeed	laptime pit	lap	Sect-1	Speed	Sect-2	Speed	Sect-3	Speed	Topspeed	laptime pit
1		78.2	54.655	100.3	19.116	92.1		1:53.429	8	27.183	92.5	51.169	106.9	16.923	92.6		1:35.275
2	27.661	86.2	54.036	105.0	18.198	90.0		1:39.895	9	27.063	92.5	50.245	107.2	17.090	95.4		1:34.398
3	27.799	88.8	50.704	100.0	17.525	93.8		1:36.028	10	26.870	96.9	50.113	108.1	16.840	94.3		1:33.823
4	27.614	87.7	51.438	103.7	17.300	93.4		1:36.352	11	26.714	92.0	51.311	101.6	17.612	93.4		1:35.637
5	26.601	92.5	50.864	107.9	17.167	92.6		1:34.632	12	27.313	88.5	50.550	105.7	16.775	93.8		1:34.638
6	27.389	93.7	52.048	102.2	17.293	93.1		1:36.730	13	26.462	95.8	50.639	107.2	16.796	95.1		1:33.897
7	27.117	85.2	51.656	104.2	16.949	90.6		1:35.722	14	26.316	89.5	51.070	107.6	16.933	93.1		1:34.319



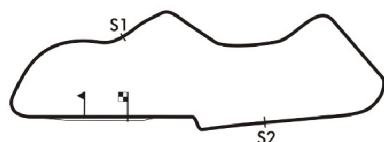
Session Start: 13:39:14 - Finish: 14:00:40
Weather/Track Conditions: Cloudy / Dry
Circuit: Donington Park National
Track Length: 3.185 Km - 1.9791 miles

Donington Historic Festival - 30 Apr - 2 May 2016

HGPCA Nuvolari Trophy for pre-50 Grand Prix Cars

Race 6 - Best Sector Times

POS	NO	DRIVER/S	Sector 1			Sector 2			Sector 3			IDEAL LAP	BEST LAP	On
			TIME	LAP	POS	TIME	LAP	POS	TIME	LAP	POS			
1	25	Callum Lockie	23.961	15	1	44.969	13	2	15.268	13	3	1:24.198	1:24.481	13
2	1	Michael Gans	24.011	15	2	44.896	10	1	14.743	8	1	1:23.650	1:24.313	6
3	4	Nicholas Topliss	24.173	7	3	45.751	2	3	15.129	5	2	1:25.053	1:25.588	7
4	8	David Morris	25.068	4	4	47.668	3	4	16.237	3	4	1:28.973	1:29.395	4
5	11	Duncan Ricketts	25.905	2	5	49.186	7	7	16.612	1	5	1:31.703	1:31.941	2
6	6	Josef-Otto Rettenmaier	26.065	7	6	48.836	7	5	16.734	8	6	1:31.635	1:31.882	8
7	17	John Ure	26.103	14	7	48.938	12	6	17.195	12	9	1:32.236	1:33.393	12
8	100	Lukas Halusa	26.316	14	8	50.113	10	8	16.775	12	7	1:33.204	1:33.823	10
9	5	Richard Pilkington	27.552	8	11	51.567	2	12	17.536	8	12	1:36.655	1:37.285	2
10	14	Geraint Lewis	26.905	13	9	50.636	9	9	16.918	8	8	1:34.459	1:35.143	9
11	3	Stephan Rettenmaier	27.874	9	12	50.982	4	10	17.416	5	11	1:36.272	1:37.316	5
12	28	Robert Newall	28.130	2	13	52.580	2	13	17.780	2	14	1:38.490	1:38.490	2
13	12	Bo Williams	28.603	3	14	54.707	2	14	17.541	3	13	1:40.851	1:40.979	3
14	18	Nick Rossi	32.716	2	15	58.942	1	16	20.662	1	15	1:52.320	1:55.791	2
15	19	Paul Grant	33.995	2	16	1:02.734	2	17	21.700	2	16	1:58.429	1:57.582	10
16	29	Klaus Lehr	26.971	5	10	51.318	6	11	17.381	3	10	1:35.670	1:36.220	5
17	26	Tom Dark	1:07.851	1	17	58.793	1	15						



Session Start: 13:39:14 - Finish: 14:00:40

Weather/Track Conditions: Cloudy / Dry

Circuit: Donington Park National

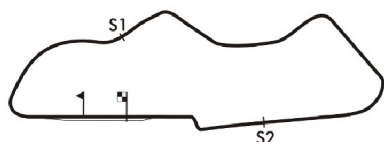
Track Length: 3.185 Km - 1.9791 miles

Donington Historic Festival - 30 Apr - 2 May 2016

HGPCA Nuvolari Trophy for pre-50 Grand Prix Cars

Race 6 - Best Sector Speeds

	NO	SECTOR 1	MPH	NO	SECTOR 2	MPH	NO	SECTOR 3	MPH
1	25	Callum Lockie	103.0	11	Duncan Ricketts	122.6	1	Michael Gans	107.7
2	8	David Morris	99.4	4	Nicholas Topliss	120.0	4	Nicholas Topliss	107.4
3	4	Nicholas Topliss	98.4	1	Michael Gans	118.5	25	Callum Lockie	104.2
4	17	John Ure	98.3	25	Callum Lockie	117.9	3	Stephan Rettenmaier	103.6
5	1	Michael Gans	97.7	6	Josef-Otto Rettenmaier	112.0	29	Klaus Lehr	103.4
6	5	Richard Pilkington	96.9	29	Klaus Lehr	111.8	11	Duncan Ricketts	100.5
7	100	Lukas Halusa	96.9	8	David Morris	110.2	6	Josef-Otto Rettenmaier	99.6
8	6	Josef-Otto Rettenmaier	92.9	100	Lukas Halusa	108.1	8	David Morris	98.9
9	11	Duncan Ricketts	91.5	17	John Ure	104.1	100	Lukas Halusa	95.4
10	14	Geraint Lewis	91.3	14	Geraint Lewis	103.1	17	John Ure	92.4
11	28	Robert Newall	88.9	12	Bo Williams	99.9	12	Bo Williams	90.5
12	12	Bo Williams	85.9	3	Stephan Rettenmaier	98.9	14	Geraint Lewis	87.8
13	29	Klaus Lehr	85.0	28	Robert Newall	95.8	5	Richard Pilkington	83.9
14	3	Stephan Rettenmaier	81.2	5	Richard Pilkington	94.4	28	Robert Newall	82.3
15	19	Paul Grant	77.8	18	Nick Rossi	82.6	18	Nick Rossi	73.6
16	26	Tom Dark	76.8	26	Tom Dark	75.6	19	Paul Grant	65.6
17	18	Nick Rossi	74.8	19	Paul Grant	72.1	26	Tom Dark	0.0



Session Start: 13:39:14 - Finish: 14:00:40
Weather/Track Conditions: Cloudy / Dry
Circuit: Donington Park National
Track Length: 3.185 Km - 1.9791 miles

Donington Historic Festival - 30 Apr - 2 May 2016

HGPCA Nuvolari Trophy for pre-50 Grand Prix Cars

Race 6 - Lap Chart

Lap 1			Lap 2			Lap 3			Lap 4			Lap 5			Lap 6		
NO	Behind	Laptime	NO	Behind	Laptime	NO	Behind	Laptime	NO	Behind	Laptime	NO	Behind	Laptime	NO	Behind	Laptime
25		1:29.783	25		1:25.080	25		1:25.467	25		1:25.463	25		1:25.252	25		1:25.157
4	0.908	1:30.691	4	1.694	1:25.866	4	1.910	1:25.683	4	2.985	1:26.538	1	2.642	1:24.749	1	1.798	1:24.313
1	1.854	1:31.637	1	2.670	1:25.896	1	2.502	1:25.299	1	3.145	1:26.106	4	3.451	1:25.718	4	4.262	1:25.968
11	9.294	1:39.077	11	16.155	1:31.941	8	21.817	1:29.716	18	1 LAP	1:57.548	8	30.920	1:30.423	12	1 LAP	1:43.600
6	10.438	1:40.221	8	17.568	1:30.183	11	24.180	1:33.492	19	1 LAP	1:59.249	11	40.762	1:34.992	8	36.241	1:30.478
8	12.465	1:42.248	6	21.159	1:35.801	6	30.013	1:34.321	8	25.749	1:29.395	18	1 LAP	1:59.055	11	48.236	1:32.631
5	16.048	1:45.831	5	28.253	1:37.285	5	40.994	1:38.208	11	31.022	1:32.305	6	45.790	1:33.237	6	53.478	1:32.845
14	17.544	1:47.327	14	31.591	1:39.127	3	44.862	1:38.008	6	37.805	1:33.255	19	1 LAP	1:59.579	18	1 LAP	1:56.607
28	18.371	1:48.154	28	31.781	1:38.490	17	45.292	1:35.527	17	54.048	1:34.219	17	1:03.617	1:34.821	17	1:13.744	1:35.284
3	19.078	1:48.861	3	32.321	1:38.323	28	47.147	1:40.833	5	55.011	1:39.480	5	1:08.125	1:38.366	100	1:20.864	1:36.730
17	21.922	1:51.705	17	35.232	1:38.390	14	47.840	1:41.716	3	56.798	1:37.399	3	1:08.862	1:37.316	5	1:20.953	1:37.985
29	22.725	1:52.508	29	37.955	1:40.310	100	49.022	1:36.028	100	59.911	1:36.352	100	1:09.291	1:34.632	3	1:22.275	1:38.570
100	23.646	1:53.429	100	38.461	1:39.895	29	50.805	1:38.317	14	1:02.044	1:39.667	29	1:13.922	1:36.220	29	1:25.547	1:36.782
12	24.216	1:53.999	12	40.126	1:40.990	12	55.638	1:40.979	28	1:02.871	1:41.187	14	1:16.002	1:39.210			
18	30.618	2:00.401	18	1:01.329	1:55.791				29	1:02.954	1:37.612	28	1:18.266	1:40.647			
26	30.694	2:00.477	19	1:11.878	1:58.429				12	1:13.068	1:42.893						
19	38.529	2:08.312															

Session Start: 13:39:14 - Finish: 14:00:40
Weather/Track Conditions: Cloudy / Dry
Circuit: Donington Park National
Track Length: 3.185 Km - 1.9791 miles

Donington Historic Festival - 30 Apr - 2 May 2016

HGPCA Nuvolari Trophy for pre-50 Grand Prix Cars

Race 6 - Lap Chart

Lap 7			Lap 8			Lap 9			Lap 10			Lap 11			Lap 12		
NO	Behind	Laptime	NO	Behind	Laptime	NO	Behind	Laptime	NO	Behind	Laptime	NO	Behind	Laptime	NO	Behind	Laptime
25		1:25.911	25		1:26.920	25		1:25.225	25		1:24.977	1		1:24.868	25		1:25.828
1	1.029	1:25.142	1	1.417	1:27.308	1	0.604	1:24.412	1	0.152	1:24.525	25	0.655	1:25.675	1	0.059	1:26.542
19	2 LAPS	1:58.748	100	1 LAP	1:35.722	17	1 LAP	1:35.968	4	10.335	1:26.853	6	1 LAP	1:36.165	12	2 LAPS	1:48.197
4	3.939	1:25.588	4	6.286	1:29.267	4	8.459	1:27.398	17	1 LAP	1:38.213	4	12.457	1:27.142	4	16.923	1:30.949
14	1 LAP	1:39.191	5	1 LAP	1:38.253	100	1 LAP	1:35.275	100	1 LAP	1:34.398	19	3 LAPS	2:00.966	6	1 LAP	1:37.126
28	1 LAP	1:41.063	3	1 LAP	1:40.690	5	1 LAP	1:37.372	5	1 LAP	1:37.850	17	1 LAP	1:35.921	18	3 LAPS	1:59.379
12	1 LAP	1:44.082	29	1 LAP	1:37.859	29	1 LAP	1:37.008	29	1 LAP	1:37.583	100	1 LAP	1:33.823	17	1 LAP	1:36.641
8	41.294	1:30.964	14	1 LAP	1:39.738	3	1 LAP	1:38.268	3	1 LAP	1:37.563	5	1 LAP	1:37.475	100	1 LAP	1:35.637
11	54.986	1:32.661	18	2 LAPS	1:58.440	14	1 LAP	1:35.487	14	1 LAP	1:35.143	3	1 LAP	1:39.418	19	3 LAPS	2:01.265
6	59.613	1:32.046	28	1 LAP	1:40.439	28	1 LAP	1:41.879	28	1 LAP	1:42.366	14	1 LAP	1:38.585	5	1 LAP	1:39.888
17	1:22.572	1:34.739	19	2 LAPS	1:57.633	18	2 LAPS	1:57.445	8	58.472	1:31.230	8	1:04.992	1:31.540	14	1 LAP	1:39.006
			12	1 LAP	1:43.568	8	52.219	1:32.719	11	1:16.944	1:32.914	28	1 LAP	1:42.805	3	1 LAP	1:40.552
			8	44.725	1:30.351	12	1 LAP	1:44.075	12	1 LAP	1:43.366	11	1:25.571	1:33.647	8	1:09.623	1:31.114
			11	1:00.476	1:32.410	19	2 LAPS	1:58.348	18	2 LAPS	1:55.824						
			6	1:04.575	1:31.882	11	1:09.007	1:33.756									
						6	1:21.888	1:42.538									

Session Start: 13:39:14 - Finish: 14:00:40
Weather/Track Conditions: Cloudy / Dry
Circuit: Donington Park National
Track Length: 3.185 Km - 1.9791 miles

Donington Historic Festival - 30 Apr - 2 May 2016

HGPCA Nuvolari Trophy for pre-50 Grand Prix Cars

Race 6 - Lap Chart

Lap 13			Lap 14			Lap 15		
NO	Behind	Laptime	NO	Behind	Laptime	NO	Behind	Laptime
25		1:24.481	25		1:24.561	25		1:27.331
1	0.459	1:24.881	19	4 LAPS	1:57.582	1	0.699	1:27.525
28	2 LAPS	1:41.278	1	0.505	1:24.607	8	1 LAP	1:35.784
11	1 LAP	1:32.880	11	1 LAP	1:33.779	5	2 LAPS	1:42.701
4	20.790	1:28.348	28	2 LAPS	1:41.518	14	2 LAPS	1:40.604
6	1 LAP	1:35.929	4	24.064	1:27.835	18	4 LAPS	1:56.765
12	2 LAPS	1:44.801	6	1 LAP	1:34.867	3	2 LAPS	1:39.046
17	1 LAP	1:33.393	12	2 LAPS	1:43.895	11	1 LAP	1:32.835
100	1 LAP	1:34.638	17	1 LAP	1:33.848	4	24.890	1:28.157
18	3 LAPS	1:56.519	100	1 LAP	1:33.897	19	4 LAPS	1:58.597
5	1 LAP	1:40.140				28	2 LAPS	1:41.960
14	1 LAP	1:37.305				6	1 LAP	1:34.299
8	1:18.852	1:33.710				17	1 LAP	1:33.861
3	1 LAP	1:40.891				100	1 LAP	1:34.319
						12	2 LAPS	1:44.513

Session Start: 13:39:14 - Finish: 14:00:40
Weather/Track Conditions: Cloudy / Dry
Circuit: Donington Park National
Track Length: 3.185 Km - 1.9791 miles