



GALLET TROPHY FOR PRE '66 GRAND PRIX CARS (HGPCA)

Silverstone GP Circuit

26th - 28th July 2019



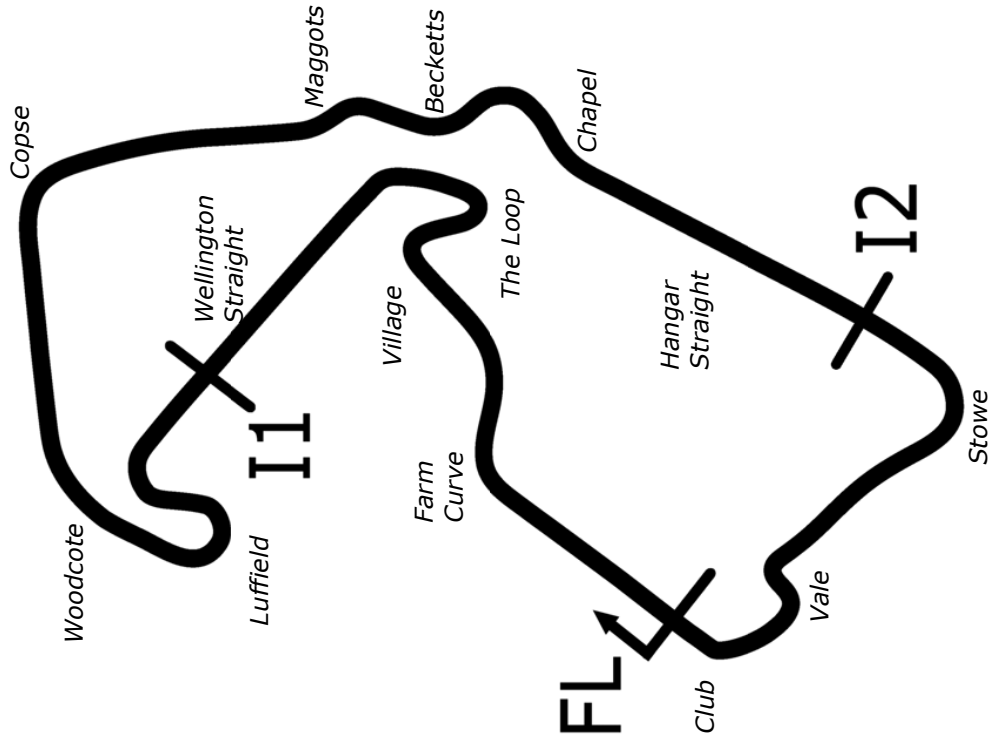
Results Provided by Timing Solutions Ltd
www.tsl-timing.com

Silverstone GP



SPORTS TIMING

TIMING SOLUTIONS LTD



Length	3.6605 miles	5891.0 m
FL		52.06826 N 1.02344 W
I1	1932m	52.07603 N 1.01669 W
I2	4756m	52.06559 N 1.01486 W
International Pit Entry-Pit Exit 512m, 30.7s @60kph, 23.0s @80kph		
National Pit Entry-Pit Exit 336m, 20.2s @60kph, 15.1s @80kph		
Start Line Offset-132.3m		

All results available at www.tsl-timing.com



Silverstone Classic

Gallet Trophy for Pre '66 Grand Prix Cars (HGPCA)

QUALIFYING - RACE 8 - CLASSIFICATION

Sheet No:	Issue Time:
-----------	-------------

POS	NO	CL	PIC NAME	ENTRY	TIME	ON	LAPS	GAP	DIFF	MPH
1	11	12	1 Jon FAIRLEY	Brabham BT11/19	2:21.513	5	7			93.12
2	10	7b	1 Will NUTHALL	Cooper T53	2:22.430	2	5	0.917	0.917	92.52
3	1	7a	1 Miles GRIFFITHS	Lotus 16 368	2:22.613	4	7	1.100	0.183	92.40
4	13	11	1 Joseph COLASACCO	Ferrari 1512	2:23.367	3	6	1.854	0.754	91.91
5	3	12	2 Barry CANNELL	Brabham BT11A	2:23.566	6	7	2.053	0.199	91.78
6	18*	7b	2 Sam WILSON	Lotus 18 372	2:24.522	3	3	3.009	0.956	91.18
7	22	12	3 Peter HORSMANN	Lotus 18/21	2:25.042	5	6	3.529	0.520	90.85
8	79	12	4 Michael GANS	Cooper T79	2:25.137	5	6	3.624	0.095	90.79
9	69	7b	3 Benn TILLEY	Lotus 18 373	2:26.462	6	6	4.949	1.325	89.97
10	12	7b	4 Rudi FRIEDRICHS	Cooper T53	2:26.790	5	7	5.277	0.328	89.77
11	101	7b	5 Tom DARK	Cooper T51	2:27.088	5	6	5.575	0.298	89.59
12	91	7b	6 Chris DRAKE	Cooper T53	2:27.102	4	5	5.589	0.014	89.58
13	49	12	5 Andrew BEAUMONT	Lotus 18 915	2:28.351	5	6	6.838	1.249	88.82
14	27	7a	2 Tony WOOD	Maserati Tec Mec	2:28.397	3	5	6.884	0.046	88.80
15	133	11	2 Tim DE SILVA	Lotus 24 946	2:28.583	4	6	7.070	0.186	88.68
16	28	8	1 Eddie MCGUIRE	Scarab Offenhauser	2:29.810	5	6	8.297	1.227	87.96
17	9	9	1 Mark DANIELL	Cooper T45	2:30.599	6	6	9.086	0.789	87.50
18	14	11	3 Richard WILSON	Cooper T60	2:31.081	2	5	9.568	0.482	87.22
19	66	11	4 Sid HOOLE	Cooper T66 F1	2:31.581	4	6	10.068	0.500	86.93
20	32	10	1 Bernardo HARTOGS	Lotus 18/21 916	2:31.802	4	6	10.289	0.221	86.80
21	30	8	2 Julian BRONSON	Scarab Offenhauser	2:32.396	1	3	10.883	0.594	86.47
22	127	9	2 Steve HART	Cooper T51	2:32.549	5	6	11.036	0.153	86.38
23	35	10	2 Richard TARLING	Assegai	2:32.646	4	5	11.133	0.097	86.32
24	80	10	3 Nick TAYLOR	Lotus 18 914	2:32.680	3	6	11.167	0.034	86.30
25	25	6	1 Marino FRANCHITTI	Maserati 250F 2532	2:32.867	5	6	11.354	0.187	86.20
26	4	10	4 Greg THORNTON	LDS 03	2:33.578	4	4	12.065	0.711	85.80
27	96	11	5 Harindra DE SILVA	Scirocco BRM	2:34.598	6	6	13.085	1.020	85.23
28	51	9	3 Rod JOLLEY	Cooper T43/51	2:35.730	3	6	14.217	1.132	84.61
29	15	7b	7 Thomas MATZELBERGER	Cooper T45/51	2:37.380	6	6	15.867	1.650	83.73
30	8	9	4 Tony DITHERIDGE	Cooper T45	2:38.236	4	6	16.723	0.856	83.27
31	248	6	2 Klaus LEHR	Maserati 250F CM5	2:38.553	2	6	17.040	0.317	83.11
32	7	12	6 Nick TOPLISS	Cooper T53 Lowline	2:41.238	5	6	19.725	2.685	81.72
33	21	5	1 Ian NUTHALL	Alta F2	2:41.519	4	6	20.006	0.281	81.58
34	132	12	7 Larry KINCH	Lotus 32 Tasman	2:43.263	4	6	21.750	1.744	80.71
35	19	5	2 Paul GRANT	Cooper Bristol Mk2 3/53	2:43.606	3	6	22.093	0.343	80.54
36	33	5	3 Chris PHILIPS	Cooper Bristol Mk2 6/53	2:43.618	5	6	22.105	0.012	80.53
37	45	9	5 Tania PILKINGTON	Cooper T43	2:47.437	5	5	25.924	3.819	78.70
38	24	7b	8 Ingo STROLZ	Cooper T51	2:47.534	3	6	26.021	0.097	78.65
39	60	7c	1 Elliott HANN	Cooper T41	2:48.452	4	5	26.939	0.918	78.22
40	23	5	4 Barry WOOD	Cooper Bristol Mk1 6/52	2:48.932	4	5	27.419	0.480	78.00
41	75	5	5 Niamh WOOD	Cooper Bristol Mk1 8/52	2:49.323	3	5	27.810	0.391	77.82
42	111	6	3 Helmut GASSMANN	Connaught B4	3:01.411	1	4	39.898	12.088	72.64
43	70	5	6 Jean Georges VAN PREAT	Cooper Bristol Mk2 11/53	3:18.151	4	4	56.638	16.740	66.50
44	17	6	4 Arnout KOK	Netuar Peugeot	4:20.622	1	3	1:59.109	1:02.471	50.56
45	56	10	5 John CLARK	Cooper T56			2			
46	94	12	8 Michael O'BRIEN	Brabham BT14			0			

*Car 18 requires a working transponder.

Weather / Track : Bright / Dry

These results are provisional until the conclusion of any judicial and technical matters.

Silverstone GP

Circuit Length = 3.6604 miles

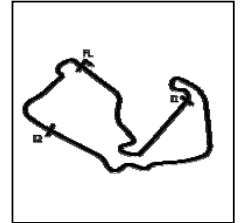
Start: 16:43 Flag 17:01 End: 17:05

Clerk Of Course :	Steward :	Timekeeper :

Silverstone Classic

Gallet Trophy for Pre '66 Grand Prix Cars (HGPCA)

QUALIFYING - RACE 8 - SECTOR ANALYSIS



SECTOR 1 = FL to I1, SECTOR 2 = I1 to I2, SECTOR 3 = I2 to FL, DIFF = Difference To Personal Best Lap, P = Crossed Finish Line in Pit Lane, D = Time Disallowed

P1		11 12		Jon FAIRLEY		Brabham BT11/19				
IDEAL LAP TIME : 2:21.359		BEST LAP TIME : 2:21.513		DIFFERENCE : 0.154						
LAP	SECTOR 1		SECTOR 2		SECTOR 3		LAP TIME	MPH	DIFF	TIME OF DAY
1 -	45.105	132.3	1:11.195	144.0	32.592	96.9	2:28.892	88.50	7.379	16:48:42.195
2 -	44.833	137.5	1:09.555	144.0	31.058	93.3	2:25.446 (2)	90.60	3.933	16:51:07.641
3 -	44.135	135.8	1:11.976	142.4	30.694	95.4	2:26.805	89.76	5.292	16:53:34.446
4 -	44.414	113.7	1:12.422	144.0	30.936	99.7	2:27.772	89.17	6.259	16:56:02.218
5 -	43.275	136.9	1:08.138	143.3	30.100	99.5	2:21.513 (1)	93.12		16:58:23.731
6 -	44.007	137.2	1:09.983	144.6	31.666	99.7	2:25.656 (3)	90.47	4.143	17:00:49.387
7 -	44.320	136.1	1:12.149	138.0	29.946	101.3	2:26.415	90.00	4.902	17:03:15.802

P2		10 7b		Will NUTHALL		Cooper T53				
IDEAL LAP TIME : 2:22.405		BEST LAP TIME : 2:22.430		DIFFERENCE : 0.025						
LAP	SECTOR 1		SECTOR 2		SECTOR 3		LAP TIME	MPH	DIFF	TIME OF DAY
1 -	43.317	134.7	1:10.425	143.7	30.379	98.1	2:24.121 (3)	91.43	1.691	16:48:40.232
2 -	43.161	134.7	1:09.318	141.8	29.951	97.9	2:22.430 (1)	92.52		16:51:02.662
3 -	43.317	133.4	1:09.593	141.8	30.226	97.3	2:23.136 (2)	92.06	0.706	16:53:25.798
4 -	43.808	131.3	1:10.052	140.6	30.676	93.3	2:24.536	91.17	2.106	16:55:50.334
5 -	43.136	134.4	1:09.952	140.1	IN PIT		2:26.255 P	90.10	3.825	16:58:16.589

P3		1 7a		Miles GRIFFITHS		Lotus 16 368				
IDEAL LAP TIME : 2:22.041		BEST LAP TIME : 2:22.613		DIFFERENCE : 0.572						
LAP	SECTOR 1		SECTOR 2		SECTOR 3		LAP TIME	MPH	DIFF	TIME OF DAY
1 -	43.436	135.5	1:09.441	140.9	30.306	96.2	2:23.183 (3)	92.03	0.570	16:48:26.859
2 -	45.626	126.8	1:09.492	142.1	30.367	93.2	2:25.485	90.57	2.872	16:50:52.344
3 -	44.575	131.0	1:09.899	140.9	30.943	95.7	2:25.417	90.62	2.804	16:53:17.761
4 -	43.276	136.3	1:09.196	142.4	30.141	96.4	2:22.613 (1)	92.40		16:55:40.374
5 -	42.881	137.2	1:10.494	141.8	30.748	94.7	2:24.123	91.43	1.510	16:58:04.497
6 -	43.694	137.2	1:09.788	143.0	30.624	89.8	2:24.106	91.44	1.493	17:00:28.603
7 -	43.407	137.7	1:09.019	142.4	30.499	95.8	2:22.925 (2)	92.20	0.312	17:02:51.528

P4		13 11		Joseph COLASACCO		Ferrari 1512				
IDEAL LAP TIME : 2:22.492		BEST LAP TIME : 2:23.367		DIFFERENCE : 0.875						
LAP	SECTOR 1		SECTOR 2		SECTOR 3		LAP TIME	MPH	DIFF	TIME OF DAY
1 -	45.696	129.8	1:13.481	139.8	30.896	94.3	2:30.073	87.80	6.706	16:49:39.293
2 -	45.035	130.8	1:10.285	140.3	30.304	97.9	2:25.624	90.49	2.257	16:52:04.917
3 -	43.274	124.2	1:09.951	140.9	30.142	98.2	2:23.367 (1)	91.91		16:54:28.284
4 -	43.648	133.1	1:10.429	140.3	30.805	98.3	2:24.882 (3)	90.95	1.515	16:56:53.166
5 -	43.883	133.6	1:09.357	140.3	30.547	98.8	2:23.787 (2)	91.64	0.420	16:59:16.953
6 -	42.993	133.9	1:11.527	134.7	31.428	93.0	2:25.948	90.29	2.581	17:01:42.901

P5		3 12		Barry CANNELL		Brabham BT11A				
IDEAL LAP TIME : 2:23.160		BEST LAP TIME : 2:23.566		DIFFERENCE : 0.406						
LAP	SECTOR 1		SECTOR 2		SECTOR 3		LAP TIME	MPH	DIFF	TIME OF DAY
1 -	43.909	137.5	1:11.566	144.0	30.608	95.5	2:26.083	90.20	2.517	16:48:45.083
2 -	44.190	120.4	1:11.937	144.0	30.781	90.0	2:26.908	89.70	3.342	16:51:11.991
3 -	43.853	136.1	1:09.355	146.2	30.528	93.7	2:23.736 (2)	91.68	0.170	16:53:35.727
4 -	43.627	122.0	1:13.935	144.9	31.001	96.6	2:28.563	88.70	4.997	16:56:04.290
5 -	43.370	133.9	1:11.713	144.3	30.935	89.8	2:26.018 (3)	90.24	2.452	16:58:30.308
6 -	43.465	136.9	1:09.666	144.0	30.435	97.5	2:23.566 (1)	91.78		17:00:53.874
7 -	44.428	130.8	1:11.328	144.6	31.017	90.6	2:26.773	89.78	3.207	17:03:20.647

Weather / Track : Bright / Dry

Results can be found at www.tsl-timing.com

Page 1 of 8

Silverstone GP

Circuit Length = 3.6604 miles

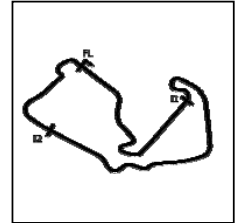
Start: 16:43 Flag 17:01 End: 17:05

Printed - 17:18 Friday, 26 July 2019

Silverstone Classic

Gallet Trophy for Pre '66 Grand Prix Cars (HGPCA)

QUALIFYING - RACE 8 - SECTOR ANALYSIS



SECTOR 1 = FL to I1, SECTOR 2 = I1 to I2, SECTOR 3 = I2 to FL, DIFF = Difference To Personal Best Lap, P = Crossed Finish Line in Pit Lane, D = Time Disallowed

P6 18 7b		Sam WILSON		Lotus 18 372			
IDEAL LAP TIME :		BEST LAP TIME : 2:24.522		DIFFERENCE :			
LAP	SECTOR 1	SECTOR 2	SECTOR 3	LAP TIME	MPH	DIFF	TIME OF DAY
1 -				2:28.061 (3)	89.00	3.539	16:49:25.951
2 -				2:26.005 (2)	90.25	1.483	16:51:51.956
3 -				2:24.522 (1)	91.18		16:54:16.478

P7 22 12		Peter HORSMANN		Lotus 18/21						
IDEAL LAP TIME : 2:24.026		BEST LAP TIME : 2:25.042		DIFFERENCE : 1.016						
LAP	SECTOR 1	SECTOR 2	SECTOR 3	LAP TIME	MPH	DIFF	TIME OF DAY			
1 -	44.768	134.2	1:12.420	144.6	31.003	93.4	2:28.191	88.92	3.149	16:49:42.714
2 -	44.390	134.2	1:11.553	140.1	31.169	96.2	2:27.112	89.57	2.070	16:52:09.826
3 -	44.526	138.0	1:09.768	146.2	31.397	98.2	2:25.691 (3)	90.45	0.649	16:54:35.517
4 -	43.783	138.9	1:10.171	146.8	31.587	94.2	2:25.541 (2)	90.54	0.499	16:57:01.058
5 -	43.690	138.6	1:10.139	145.2	31.213	97.8	2:25.042 (1)	90.85		16:59:26.100
6 -	43.255	140.6	1:11.067	146.2	31.868	93.4	2:26.190	90.14	1.148	17:01:52.290

P8 79 12		Michael GANS		Cooper T79						
IDEAL LAP TIME : 2:24.314		BEST LAP TIME : 2:25.137		DIFFERENCE : 0.823						
LAP	SECTOR 1	SECTOR 2	SECTOR 3	LAP TIME	MPH	DIFF	TIME OF DAY			
1 -	44.034	122.2	1:10.300	143.3	30.931	91.3	2:25.265 (2)	90.71	0.128	16:50:30.205
2 -	45.001	129.0	1:10.771	141.5	31.156	94.1	2:26.928	89.68	1.791	16:52:57.133
3 -	44.520	129.0	1:09.790	141.5	31.105	100.3	2:25.415 (3)	90.62	0.278	16:55:22.548
4 -	45.597	128.8	1:11.074	140.1	31.408	96.5	2:28.079	88.99	2.942	16:57:50.627
5 -	44.372	124.9	1:09.998	141.5	30.767	92.9	2:25.137 (1)	90.79		17:00:15.764
6 -	43.757	127.5	1:11.127	138.0	30.917	98.9	2:25.801	90.38	0.664	17:02:41.565

P9 69 7b		Benn TILLEY		Lotus 18 373						
IDEAL LAP TIME : 2:26.462		BEST LAP TIME : 2:26.462		DIFFERENCE : 0.000						
LAP	SECTOR 1	SECTOR 2	SECTOR 3	LAP TIME	MPH	DIFF	TIME OF DAY			
1 -	45.761	117.1	1:11.841	132.1	32.359	94.3	2:29.961 (3)	87.87	3.499	16:49:15.127
2 -	45.890	120.9	1:12.370	134.4	32.137	93.3	2:30.397	87.62	3.935	16:51:45.524
3 -	45.196	122.0	1:11.550	133.6	33.382	90.9	2:30.128	87.77	3.666	16:54:15.652
4 -	46.186	113.1	1:13.527	111.4	33.625	92.4	2:33.338	85.93	6.876	16:56:48.990
5 -	44.803	119.1	1:12.814	125.2	31.525	95.8	2:29.142 (2)	88.35	2.680	16:59:18.132
6 -	44.323	127.0	1:10.703	133.6	31.436	93.5	2:26.462 (1)	89.97		17:01:44.594

P10 12 7b		Rudi FRIEDRICHS		Cooper T53						
IDEAL LAP TIME : 2:25.885		BEST LAP TIME : 2:26.790		DIFFERENCE : 0.905						
LAP	SECTOR 1	SECTOR 2	SECTOR 3	LAP TIME	MPH	DIFF	TIME OF DAY			
1 -	44.620	130.8	1:11.063	144.0	31.480	96.8	2:27.163 (3)	89.54	0.373	16:48:48.762
2 -	45.141	128.8	1:11.688	145.2	31.447	97.8	2:28.276	88.87	1.486	16:51:17.038
3 -	44.009	132.8	1:11.624	144.0	31.627	98.9	2:27.260	89.48	0.470	16:53:44.298
4 -	44.279	130.8	1:10.795	144.9	31.738	89.5	2:26.812 (2)	89.75	0.022	16:56:11.110
5 -	44.618	133.1	1:11.091	143.7	31.081	96.6	2:26.790 (1)	89.77		16:58:37.900
6 -	44.442	132.6	1:11.554	141.8	32.073	95.8	2:28.069	88.99	1.279	17:01:05.969
7 -	44.837	133.1	1:10.960	144.6	31.472	97.2	2:27.269	89.48	0.479	17:03:33.238

P11 101 7b		Tom DARK		Cooper T51						
IDEAL LAP TIME : 2:25.816		BEST LAP TIME : 2:27.088		DIFFERENCE : 1.272						
LAP	SECTOR 1	SECTOR 2	SECTOR 3	LAP TIME	MPH	DIFF	TIME OF DAY			
1 -	45.545	132.6	1:12.733	139.8	32.629	92.8	2:30.907	87.32	3.819	16:49:09.378
2 -	45.248	130.3	1:11.837	140.1	32.637	92.8	2:29.722	88.01	2.634	16:51:39.100
3 -	44.369	128.8	1:11.440	140.3	31.899	94.9	2:27.708 (2)	89.21	0.620	16:54:06.808
4 -	44.905	129.8	1:11.619	141.2	31.308	89.4	2:27.832 (3)	89.14	0.744	16:56:34.640
5 -	44.078	134.2	1:10.430	140.6	32.580	94.5	2:27.088 (1)	89.59		16:59:01.728
6 -	44.112	133.1	1:11.379	138.3	32.978	93.3	2:28.469	88.75	1.381	17:01:30.197

Weather / Track : Bright / Dry

Results can be found at www.tsl-timing.com

Page 2 of 8

Silverstone GP

Circuit Length = 3.6604 miles

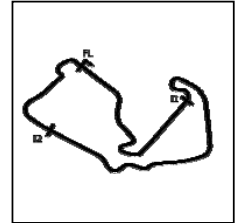
Start: 16:43 Flag 17:01 End: 17:05

Printed - 17:18 Friday, 26 July 2019

Silverstone Classic

Gallet Trophy for Pre '66 Grand Prix Cars (HGPCA)

QUALIFYING - RACE 8 - SECTOR ANALYSIS



SECTOR 1 = FL to I1, SECTOR 2 = I1 to I2, SECTOR 3 = I2 to FL, DIFF = Difference To Personal Best Lap, P = Crossed Finish Line in Pit Lane, D = Time Disallowed

P12 91 7b		Chris DRAKE		Cooper T53					
IDEAL LAP TIME : 2:25.613		BEST LAP TIME : 2:27.102		DIFFERENCE : 1.489					
LAP	SECTOR 1		SECTOR 2		SECTOR 3	LAP TIME	MPH	DIFF	TIME OF DAY
1 -	48.241	121.5	1:14.383	138.6	32.099	2:34.723	85.17	7.621	16:49:45.231
2 -	45.599	124.5	1:10.979	138.6	32.442	2:29.020 (3)	88.42	1.918	16:52:14.251
3 -	45.348	130.8	1:11.313	140.3	31.037	2:27.698 (2)	89.22	0.596	16:54:41.949
4 -	45.047	132.1	1:10.203	142.1	31.852	2:27.102 (1)	89.58		16:57:09.051
5 -	44.373	131.0	1:17.146	67.4	IN PIT	2:54.617 P	75.46	27.515	17:00:03.668

P13 49 12		Andrew BEAUMONT		Lotus 18 915						
IDEAL LAP TIME : 2:27.532		BEST LAP TIME : 2:28.351		DIFFERENCE : 0.819						
LAP	SECTOR 1		SECTOR 2		SECTOR 3	LAP TIME	MPH	DIFF	TIME OF DAY	
1 -	47.103	128.3	1:13.939	141.2	32.624	82.7	2:33.666	85.75	5.315	16:49:26.266
2 -	45.053	130.8	1:13.778	144.9	31.359	91.1	2:30.190	87.74	1.839	16:51:56.456
3 -	45.867	130.0	1:12.463	144.0	31.868	97.2	2:30.198	87.73	1.847	16:54:26.654
4 -	45.938	128.8	1:11.607	143.3	31.400	97.9	2:28.945 (3)	88.47	0.594	16:56:55.599
5 -	44.659	131.5	1:12.426	144.6	31.266	98.2	2:28.351 (1)	88.82		16:59:23.950
6 -	44.793	131.3	1:12.640	146.2	31.402	93.5	2:28.835 (2)	88.53	0.484	17:01:52.785

P14 27 7a		Tony WOOD		Maserati Tec Mec						
IDEAL LAP TIME : 2:28.263		BEST LAP TIME : 2:28.397		DIFFERENCE : 0.134						
LAP	SECTOR 1		SECTOR 2		SECTOR 3	LAP TIME	MPH	DIFF	TIME OF DAY	
1 -	45.956	132.1	1:12.321	137.7	32.256	88.6	2:30.533 (3)	87.54	2.136	16:49:00.775
2 -	44.984	127.5	1:13.953	138.3	31.878	91.6	2:30.815	87.37	2.418	16:51:31.590
3 -	44.807	133.6	1:11.578	140.1	32.012	89.9	2:28.397 (1)	88.80		16:53:59.987
4 -	45.113	132.1	1:12.097	137.5	31.948	89.7	2:29.158 (2)	88.34	0.761	16:56:29.145
5 -	44.819	131.3	1:12.039	137.5	IN PIT		2:29.979 P	87.86	1.582	16:58:59.124

P15 133 11		Tim DE SILVA		Lotus 24 946						
IDEAL LAP TIME : 2:28.085		BEST LAP TIME : 2:28.583		DIFFERENCE : 0.498						
LAP	SECTOR 1		SECTOR 2		SECTOR 3	LAP TIME	MPH	DIFF	TIME OF DAY	
1 -	45.615	120.4	1:12.911	126.8	32.268	91.5	2:30.794 (3)	87.38	2.211	16:48:42.017
2 -	46.796	122.0	1:15.183	127.0	30.656	92.3	2:32.635	86.33	4.052	16:51:14.652
3 -	45.486	119.6	1:16.040	127.5	30.810	92.5	2:32.336	86.50	3.753	16:53:46.988
4 -	45.663	120.9	1:12.329	127.8	30.591	93.5	2:28.583 (1)	88.68		16:56:15.571
5 -	45.934	120.2	1:12.391	126.3	30.667	90.6	2:28.992 (2)	88.44	0.409	16:58:44.563
6 -	47.399	119.8	1:12.008	126.8	34.223	93.2	2:33.630	85.77	5.047	17:01:18.193

P16 28 8		Eddie MCGUIRE		Scarab Offenhauser						
IDEAL LAP TIME : 2:29.555		BEST LAP TIME : 2:29.810		DIFFERENCE : 0.255						
LAP	SECTOR 1		SECTOR 2		SECTOR 3	LAP TIME	MPH	DIFF	TIME OF DAY	
1 -	46.612	131.8	1:12.501	139.5	33.082	87.1	2:32.195	86.58	2.385	16:48:55.331
2 -	46.133	131.5	1:13.422	137.7	33.221	83.9	2:32.776	86.25	2.966	16:51:28.107
3 -	45.986	132.3	1:12.213	137.7	33.584	73.2	2:31.783 (3)	86.81	1.973	16:53:59.890
4 -	46.824	133.4	1:12.849	138.3	32.152	91.6	2:31.825	86.79	2.015	16:56:31.715
5 -	45.190	132.1	1:12.330	136.1	32.290	93.4	2:29.810 (1)	87.96		16:59:01.525
6 -	46.022	127.5	1:13.191	136.6	32.308	86.0	2:31.521 (2)	86.97	1.711	17:01:33.046

P17 9 9		Mark DANIELL		Cooper T45						
IDEAL LAP TIME : 2:30.464		BEST LAP TIME : 2:30.599		DIFFERENCE : 0.135						
LAP	SECTOR 1		SECTOR 2		SECTOR 3	LAP TIME	MPH	DIFF	TIME OF DAY	
1 -	46.002	119.6	1:13.958	133.4	32.270	94.2	2:32.230	86.56	1.631	16:49:08.469
2 -	46.754	124.7	1:13.367	136.3	33.984	76.9	2:34.105	85.51	3.506	16:51:42.574
3 -	46.080	121.5	1:13.380	136.6	32.562	95.1	2:32.022 (2)	86.68	1.423	16:54:14.596
4 -	46.066	118.3	1:13.570	138.0	32.698	93.4	2:32.334	86.50	1.735	16:56:46.930
5 -	45.916	127.0	1:13.428	135.0	32.771	93.4	2:32.115 (3)	86.63	1.516	16:59:19.045
6 -	45.722	129.8	1:12.472	137.2	32.405	84.8	2:30.599 (1)	87.50		17:01:49.644

Weather / Track : Bright / Dry

Results can be found at www.tsl-timing.com

Page 3 of 8

Silverstone GP

Circuit Length = 3.6604 miles

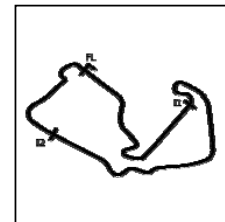
Start: 16:43 Flag 17:01 End: 17:05

Printed - 17:18 Friday, 26 July 2019

Silverstone Classic

Gallet Trophy for Pre '66 Grand Prix Cars (HGPCA)

QUALIFYING - RACE 8 - SECTOR ANALYSIS



SECTOR 1 = FL to I1, SECTOR 2 = I1 to I2, SECTOR 3 = I2 to FL, DIFF = Difference To Personal Best Lap, P = Crossed Finish Line in Pit Lane, D = Time Disallowed

P18 14 11		Richard WILSON				Cooper T60			
IDEAL LAP TIME : 2:31.081		BEST LAP TIME : 2:31.081				DIFFERENCE : 0.000			
LAP	SECTOR 1	SECTOR 2		SECTOR 3		LAP TIME	MPH	DIFF	TIME OF DAY
1 -	OUTLAP	113.9	1:14.651	125.9	32.546	88.8	3:41.076	59.60	1:09.995 16:51:00.557
2 -	45.827	122.4	1:13.834	127.3	31.420	92.6	2:31.081 (1)	87.22	16:53:31.638
3 -	45.851	117.7	1:15.851	127.0	33.035	80.3	2:34.737	85.16	3.656 16:56:06.375
4 -	46.546	120.2	1:14.703	124.0	32.886	85.7	2:34.135 (3)	85.49	3.054 16:58:40.510
5 -	47.288	115.9	1:14.123	121.5	31.914	91.5	2:33.325 (2)	85.94	2.244 17:01:13.835

P19 66 11		Sid HOOLE				Cooper T66 F1			
IDEAL LAP TIME : 2:30.272		BEST LAP TIME : 2:31.581				DIFFERENCE : 1.309			
LAP	SECTOR 1	SECTOR 2		SECTOR 3		LAP TIME	MPH	DIFF	TIME OF DAY
1 -	46.168	128.3	1:15.494	133.6	33.006	86.1	2:34.668	85.20	3.087 16:49:51.313
2 -	46.935	126.3	1:15.426	118.7	33.744	84.9	2:36.105	84.41	4.524 16:52:27.418
3 -	46.209	125.4	1:12.928	124.2	33.499	78.0	2:32.636 (3)	86.33	1.055 16:55:00.054
4 -	46.743	128.3	1:12.572	135.2	32.266	86.1	2:31.581 (1)	86.93	16:57:31.635
5 -	45.699	130.5	1:38.206	132.8	33.134	77.7	2:57.039	74.43	25.458 17:00:28.674
6 -	47.003	128.8	1:12.815	136.1	32.001	91.0	2:31.819 (2)	86.79	0.238 17:03:00.493

P20 32 10		Bernardo HARTOGS				Lotus 18/21 916			
IDEAL LAP TIME : 2:31.071		BEST LAP TIME : 2:31.802				DIFFERENCE : 0.731			
LAP	SECTOR 1	SECTOR 2		SECTOR 3		LAP TIME	MPH	DIFF	TIME OF DAY
1 -	48.827	117.1	1:17.201	125.6	33.406	85.9	2:39.434	82.65	7.632 16:49:37.080
2 -	48.533	114.7	1:15.008	122.0	32.741	90.4	2:36.282	84.32	4.480 16:52:13.362
3 -	46.535	122.0	1:13.472	125.2	31.813	93.0	2:31.820 (2)	86.79	0.018 16:54:45.182
4 -	46.017	122.4	1:13.241	122.9	32.544	90.3	2:31.802 (1)	86.80	16:57:16.984
5 -	47.258	117.5	1:14.250	125.6	32.164	92.5	2:33.672 (3)	85.75	1.870 16:59:50.656
6 -	47.070	115.9	1:14.551	126.1	32.282	86.1	2:33.903	85.62	2.101 17:02:24.559

P21 30 8		Julian BRONSON				Scarab Offenhauser			
IDEAL LAP TIME : 2:32.396		BEST LAP TIME : 2:32.396				DIFFERENCE : 0.000			
LAP	SECTOR 1	SECTOR 2		SECTOR 3		LAP TIME	MPH	DIFF	TIME OF DAY
1 -	46.327	117.7	1:13.677	130.8	32.392	90.1	2:32.396 (1)	86.47	16:48:53.348
2 -	50.185	72.6	1:36.169	81.3	IN PIT		3:01.824 P	72.47	29.428 16:51:55.172
3 -	OUTLAP	109.1	1:18.500	106.1	IN PIT		5:01.078 P	43.76	2:28.682 16:56:56.250

P22 127 9		Steve HART				Cooper T51			
IDEAL LAP TIME : 2:32.219		BEST LAP TIME : 2:32.549				DIFFERENCE : 0.330			
LAP	SECTOR 1	SECTOR 2		SECTOR 3		LAP TIME	MPH	DIFF	TIME OF DAY
1 -	47.944	125.4	1:14.992	137.7	32.348	90.3	2:35.284	84.86	2.735 16:49:54.794
2 -	46.933	127.0	1:16.253	135.0	34.101	88.0	2:37.287	83.78	4.738 16:52:32.081
3 -	46.434	127.3	1:14.797	135.8	33.389	87.3	2:34.620 (3)	85.22	2.071 16:55:06.701
4 -	45.871	128.5	1:14.629	134.4	32.719	89.3	2:33.219 (2)	86.00	0.670 16:57:39.920
5 -	45.880	126.6	1:14.232	134.7	32.437	90.8	2:32.549 (1)	86.38	17:00:12.469
6 -	45.639	125.4	1:14.942	135.5	IN PIT		2:34.938 P	85.05	2.389 17:02:47.407

P23 35 10		Richard TARLING				Assegai			
IDEAL LAP TIME : 2:31.143		BEST LAP TIME : 2:32.646				DIFFERENCE : 1.503			
LAP	SECTOR 1	SECTOR 2		SECTOR 3		LAP TIME	MPH	DIFF	TIME OF DAY
1 -	48.299	113.5	1:14.285	122.0	31.674	88.6	2:34.258	85.42	1.612 16:49:38.320
2 -	46.504	116.1	1:15.180	121.3	31.372	89.5	2:33.056 (3)	86.09	0.410 16:52:11.376
3 -	46.281	116.7	1:15.189	122.9	31.255	90.1	2:32.725 (2)	86.28	0.079 16:54:44.101
4 -	46.211	115.9	1:13.677	121.7	32.758	85.5	2:32.646 (1)	86.32	16:57:16.747
5 -	51.860	98.6	1:19.743	111.8	IN PIT		2:48.286 P	78.30	15.640 17:00:05.033

Weather / Track : Bright / Dry

Results can be found at www.tsl-timing.com

Page 4 of 8

Silverstone GP

Circuit Length = 3.6604 miles

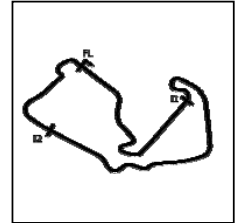
Start: 16:43 Flag 17:01 End: 17:05

Printed - 17:18 Friday, 26 July 2019

Silverstone Classic

Gallet Trophy for Pre '66 Grand Prix Cars (HGPCA)

QUALIFYING - RACE 8 - SECTOR ANALYSIS



SECTOR 1 = FL to I1, SECTOR 2 = I1 to I2, SECTOR 3 = I2 to FL, DIFF = Difference To Personal Best Lap, P = Crossed Finish Line in Pit Lane, D = Time Disallowed

P24 80 10		Nick TAYLOR		Lotus 18 914						
IDEAL LAP TIME : 2:31.767		BEST LAP TIME : 2:32.680		DIFFERENCE : 0.913						
LAP	SECTOR 1		SECTOR 2		SECTOR 3		LAP TIME	MPH	DIFF	TIME OF DAY
1 -	46.473	121.5	1:14.687	124.7	32.081	84.6	2:33.241 (2)	85.99	0.561	16:49:05.519
2 -	46.535	122.2	1:14.746	125.9	32.889	90.3	2:34.170	85.47	1.490	16:51:39.689
3 -	46.351	122.6	1:14.331	128.0	31.998	91.0	2:32.680 (1)	86.30		16:54:12.369
4 -	47.262	120.2	1:14.298	126.8	32.629	88.6	2:34.189	85.46	1.509	16:56:46.558
5 -	46.854	121.3	1:15.415	126.1	31.712	93.0	2:33.981	85.58	1.301	16:59:20.539
6 -	45.757	124.9	1:15.660	129.5	31.924	90.6	2:33.341 (3)	85.93	0.661	17:01:53.880

P25 25 6		Marino FRANCHITTI		Maserati 250F 2532						
IDEAL LAP TIME : 2:32.327		BEST LAP TIME : 2:32.867		DIFFERENCE : 0.540						
LAP	SECTOR 1		SECTOR 2		SECTOR 3		LAP TIME	MPH	DIFF	TIME OF DAY
1 -	1:00.501	123.8					2:47.229	78.80	14.362	16:49:53.737
2 -	46.880	116.9					2:37.074	83.89	4.207	16:52:30.811
3 -	47.045	123.5					2:33.307	85.95	0.440	16:55:04.118
4 -	46.568	124.5	1:14.158	135.0	32.560		2:33.286 (3)	85.96	0.419	16:57:37.404
5 -	46.472	128.5	1:13.437		32.958		2:32.867 (1)	86.20		17:00:10.271
6 -	46.445	117.9	1:14.223	135.2	32.445		2:33.113 (2)	86.06	0.246	17:02:43.384

P26 4 10		Greg THORNTON		LDS 03						
IDEAL LAP TIME : 2:33.578		BEST LAP TIME : 2:33.578		DIFFERENCE : 0.000						
LAP	SECTOR 1		SECTOR 2		SECTOR 3		LAP TIME	MPH	DIFF	TIME OF DAY
1 -	47.319	116.1	1:14.982	124.2	33.506	89.5	2:35.807 (2)	84.57	2.229	16:48:55.554
2 -	47.971	107.2	1:17.224	114.9	IN PIT		2:38.847 P	82.95	5.269	16:51:34.401
3 -	OUTLAP	114.3	1:16.355	120.6	34.728	86.9	8:24.212	26.13	5:50.634	16:59:58.613
4 -	47.071	116.9	1:14.477	120.2	32.030	89.7	2:33.578 (1)	85.80		17:02:32.191

P27 96 11		Harindra DE SILVA		Scirocco BRM						
IDEAL LAP TIME : 2:34.183		BEST LAP TIME : 2:34.598		DIFFERENCE : 0.415						
LAP	SECTOR 1		SECTOR 2		SECTOR 3		LAP TIME	MPH	DIFF	TIME OF DAY
1 -	46.855	123.5	1:15.775	127.0	32.363	91.3	2:34.993 (2)	85.02	0.395	16:48:59.188
2 -	46.055	115.7	1:17.311	129.0	33.523	90.9	2:36.889	83.99	2.291	16:51:36.077
3 -	46.920	121.1	1:16.160	127.0	32.713	87.7	2:35.793	84.58	1.195	16:54:11.870
4 -	47.761	104.3	1:19.077	128.5	33.037	89.1	2:39.875	82.42	5.277	16:56:51.745
5 -	47.279	123.8	1:15.765	128.5	32.482	91.6	2:35.526 (3)	84.73	0.928	16:59:27.271
6 -	46.081	124.5	1:15.915	127.8	32.602	90.8	2:34.598 (1)	85.23		17:02:01.869

P28 51 9		Rod JOLLEY		Cooper T43/51						
IDEAL LAP TIME : 2:35.213		BEST LAP TIME : 2:35.730		DIFFERENCE : 0.517						
LAP	SECTOR 1		SECTOR 2		SECTOR 3		LAP TIME	MPH	DIFF	TIME OF DAY
1 -	51.136	113.7	1:18.843	125.4	33.047	91.0	2:43.026	80.83	7.296	16:49:51.886
2 -	49.031	113.5	1:18.618	129.3	33.147	86.8	2:40.796	81.95	5.066	16:52:32.682
3 -	46.953	119.6	1:15.213	128.8	33.564	80.3	2:35.730 (1)	84.61		16:55:08.412
4 -	48.481	120.9	1:15.448	127.0	33.359	89.1	2:37.288	83.78	1.558	16:57:45.700
5 -	47.824	114.1	1:15.287	124.5	33.262	89.3	2:36.373 (3)	84.27	0.643	17:00:22.073
6 -	47.319	117.9	1:15.714	126.8	33.279	91.1	2:36.312 (2)	84.30	0.582	17:02:58.385

P29 15 7b		Thomas MATZELBERGER		Cooper T45/51						
IDEAL LAP TIME : 2:36.033		BEST LAP TIME : 2:37.380		DIFFERENCE : 1.347						
LAP	SECTOR 1		SECTOR 2		SECTOR 3		LAP TIME	MPH	DIFF	TIME OF DAY
1 -	49.807	126.1	1:15.783	141.8	33.479	88.5	2:39.069	82.84	1.689	16:49:58.211
2 -	46.771	120.6	1:16.187	118.9	35.687	75.9	2:38.645	83.06	1.265	16:52:36.856
3 -	47.808	123.3	1:17.343	134.2	33.685	82.0	2:38.836	82.96	1.456	16:55:15.692
4 -	48.331	119.1	1:16.483	127.3	33.563	89.8	2:38.377 (3)	83.20	0.997	16:57:54.069
5 -	47.945	112.7	1:16.647	134.4	33.582	88.6	2:38.174 (2)	83.31	0.794	17:00:32.243
6 -	46.802	129.8	1:16.784	133.1	33.794	87.3	2:37.380 (1)	83.73		17:03:09.623

Weather / Track : Bright / Dry

Results can be found at www.tsl-timing.com

Page 5 of 8

Silverstone GP

Circuit Length = 3.6604 miles

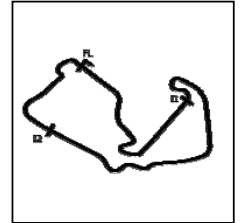
Start: 16:43 Flag 17:01 End: 17:05

Printed - 17:18 Friday, 26 July 2019

Silverstone Classic

Gallet Trophy for Pre '66 Grand Prix Cars (HGPCA)

QUALIFYING - RACE 8 - SECTOR ANALYSIS



SECTOR 1 = FL to I1, SECTOR 2 = I1 to I2, SECTOR 3 = I2 to FL, DIFF = Difference To Personal Best Lap, P = Crossed Finish Line in Pit Lane, D = Time Disallowed

P30 8 9		Tony DITHERIDGE		Cooper T45						
IDEAL LAP TIME : 2:37.897		BEST LAP TIME : 2:38.236		DIFFERENCE : 0.339						
LAP	SECTOR 1		SECTOR 2		SECTOR 3		LAP TIME	MPH	DIFF	TIME OF DAY
1 -	49.125	119.4	1:16.978	131.0	33.772	84.5	2:39.875	82.42	1.639	16:49:19.324
2 -	48.575	118.5	1:17.538	130.5	33.231	83.7	2:39.344 (3)	82.70	1.108	16:51:58.668
3 -	48.266	124.5	1:17.106	131.3	34.295	86.7	2:39.667	82.53	1.431	16:54:38.335
4 -	48.299	121.5	1:16.464	126.1	33.473	86.4	2:38.236 (1)	83.27		16:57:16.571
5 -	50.008	118.3	1:16.400	131.5	33.538	84.4	2:39.946	82.38	1.710	16:59:56.517
6 -	48.842	113.7	1:16.687	130.3	33.554	84.4	2:39.083 (2)	82.83	0.847	17:02:35.600

P31 248 6		Klaus LEHR		Maserati 250F CM5						
IDEAL LAP TIME : 2:37.527		BEST LAP TIME : 2:38.553		DIFFERENCE : 1.026						
LAP	SECTOR 1		SECTOR 2		SECTOR 3		LAP TIME	MPH	DIFF	TIME OF DAY
1 -	48.439	123.1	1:17.131	130.0	33.174	89.3	2:38.744 (2)	83.01	0.191	16:49:59.985
2 -	47.525	117.9	1:17.015	128.5	34.013	84.6	2:38.553 (1)	83.11		16:52:38.538
3 -	48.794	120.2	1:17.614	130.5	33.738	83.0	2:40.146 (3)	82.28	1.593	16:55:18.684
4 -	49.298	120.0	1:17.765	129.3	33.427	86.7	2:40.490	82.10	1.937	16:57:59.174
5 -	47.338	110.7	1:19.276	130.8	33.659	84.3	2:40.273	82.22	1.720	17:00:39.447
6 -	47.937	113.9	1:18.980	125.2	34.212	81.7	2:41.129	81.78	2.576	17:03:20.576

P32 7 12		Nick TOPLISS		Cooper T53 Lowline						
IDEAL LAP TIME : 2:40.996		BEST LAP TIME : 2:41.238		DIFFERENCE : 0.242						
LAP	SECTOR 1		SECTOR 2		SECTOR 3		LAP TIME	MPH	DIFF	TIME OF DAY
1 -	52.002	109.4	1:21.725	117.9	35.415	80.1	2:49.142	77.90	7.904	16:49:35.930
2 -	53.095	119.6	1:22.492	107.2	35.645	82.4	2:51.232	76.95	9.994	16:52:27.162
3 -	50.822	114.7	1:20.458	124.0	36.891	82.2	2:48.171	78.35	6.933	16:55:15.333
4 -	53.431	114.1	1:18.217	127.0	35.569	83.7	2:47.217 (3)	78.80	5.979	16:58:02.550
5 -	49.276	123.1	1:17.552	127.0	34.410	83.0	2:41.238 (1)	81.72		17:00:43.788
6 -	49.034	123.3	1:18.502	126.3	34.438	84.8	2:41.974 (2)	81.35	0.736	17:03:25.762

P33 21 5		Ian NUTHALL		Alfa F2						
IDEAL LAP TIME : 2:41.519		BEST LAP TIME : 2:41.519		DIFFERENCE : 0.000						
LAP	SECTOR 1		SECTOR 2		SECTOR 3		LAP TIME	MPH	DIFF	TIME OF DAY
1 -	51.680	111.2	1:19.427	120.2	34.556	84.3	2:45.663	79.54	4.144	16:49:53.577
2 -	50.459	113.9	1:19.202	121.3	35.107	75.6	2:44.768	79.97	3.249	16:52:38.345
3 -	51.405	114.9	1:20.161	122.0	37.195	84.0	2:48.761	78.08	7.242	16:55:27.106
4 -	48.783	115.1	1:18.673	120.2	34.063	83.7	2:41.519 (1)	81.58		16:58:08.625
5 -	49.334	114.7	1:20.121	120.0	34.364	82.7	2:43.819 (2)	80.44	2.300	17:00:52.444
6 -	49.809	113.5	1:19.545	118.5	35.049	77.1	2:44.403 (3)	80.15	2.884	17:03:36.847

P34 132 12		Larry KINCH		Lotus 32 Tasman						
IDEAL LAP TIME : 2:42.790		BEST LAP TIME : 2:43.263		DIFFERENCE : 0.473						
LAP	SECTOR 1		SECTOR 2		SECTOR 3		LAP TIME	MPH	DIFF	TIME OF DAY
1 -	51.677	120.2	1:23.752	118.5	35.900	78.0	2:51.329	76.91	8.066	16:49:49.706
2 -	50.648	116.7	1:20.163	122.0	37.601	78.2	2:48.412	78.24	5.149	16:52:38.118
3 -	50.809	121.5	1:20.034	112.9	35.945	80.5	2:46.788	79.00	3.525	16:55:24.906
4 -	49.404	117.5	1:19.328	129.8	34.531	80.3	2:43.263 (1)	80.71		16:58:08.169
5 -	48.931	119.8	1:20.188	134.7	34.936	82.0	2:44.055 (2)	80.32	0.792	17:00:52.224
6 -	49.181	114.7	1:19.781	128.5	35.277	80.6	2:44.239 (3)	80.23	0.976	17:03:36.463

Weather / Track : Bright / Dry

Results can be found at www.tsl-timing.com

Page 6 of 8

Silverstone GP

Circuit Length = 3.6604 miles

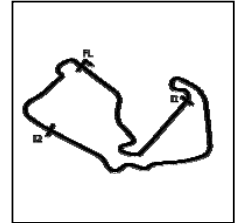
Start: 16:43 Flag 17:01 End: 17:05

Printed - 17:18 Friday, 26 July 2019

Silverstone Classic

Gallet Trophy for Pre '66 Grand Prix Cars (HGPCA)

QUALIFYING - RACE 8 - SECTOR ANALYSIS



SECTOR 1 = FL to I1, SECTOR 2 = I1 to I2, SECTOR 3 = I2 to FL, DIFF = Difference To Personal Best Lap, P = Crossed Finish Line in Pit Lane, D = Time Disallowed

P35 19 5		Paul GRANT		Cooper Bristol Mk2 3/53						
IDEAL LAP TIME : 2:42.887		BEST LAP TIME : 2:43.606		DIFFERENCE : 0.719						
LAP	SECTOR 1	SECTOR 2	SECTOR 3	LAP TIME	MPH	DIFF	TIME OF DAY			
1 -	49.696	110.3	1:20.332	115.1	33.936	76.4	2:43.964 (2)	80.37	0.358	16:49:28.987
2 -	49.907	107.2	1:20.948	114.3	34.693	79.5	2:45.548	79.60	1.942	16:52:14.535
3 -	49.628	110.9	1:19.912	114.5	34.066	80.0	2:43.606 (1)	80.54		16:54:58.141
4 -	49.378	109.4	1:20.423	115.5	34.914	65.7	2:44.715	80.00	1.109	16:57:42.856
5 -	50.738	109.4	1:19.573	116.7	34.287	81.6	2:44.598	80.06	0.992	17:00:27.454
6 -	49.972	108.9	1:19.850	113.5	34.372	81.0	2:44.194 (3)	80.25	0.588	17:03:11.648

P36 33 5		Chris PHILIPS		Cooper Bristol Mk2 6/53						
IDEAL LAP TIME : 2:43.550		BEST LAP TIME : 2:43.618		DIFFERENCE : 0.068						
LAP	SECTOR 1	SECTOR 2	SECTOR 3	LAP TIME	MPH	DIFF	TIME OF DAY			
1 -	50.757	110.7	1:19.996	120.9	35.048	82.2	2:45.801	79.47	2.183	16:49:44.954
2 -	50.082	108.2	1:20.881	119.6	36.616	78.1	2:47.579	78.63	3.961	16:52:32.533
3 -	50.336	111.8	1:19.658	119.8	35.974	81.0	2:45.968	79.39	2.350	16:55:18.501
4 -	51.358	107.7	1:19.230	119.8	34.758	84.4	2:45.346 (3)	79.69	1.728	16:58:03.847
5 -	49.944	111.2	1:18.848	119.1	34.826	83.6	2:43.618 (1)	80.53		17:00:47.465
6 -	50.332	113.5	1:19.158	119.1	34.879	82.5	2:44.369 (2)	80.17	0.751	17:03:31.834

P37 45 9		Tania PILKINGTON		Cooper T43						
IDEAL LAP TIME : 2:46.675		BEST LAP TIME : 2:47.437		DIFFERENCE : 0.762						
LAP	SECTOR 1	SECTOR 2	SECTOR 3	LAP TIME	MPH	DIFF	TIME OF DAY			
1 -	53.078	109.4	1:21.816	119.6	36.085	78.5	2:50.979	77.07	3.542	16:50:14.422
2 -	51.217	111.8	1:21.447	120.6	35.240	83.3	2:47.904 (2)	78.48	0.467	16:53:02.326
3 -	52.053	110.1	1:21.676	119.8	35.577	76.5	2:49.306	77.83	1.869	16:55:51.632
4 -	51.456	110.5	1:22.232	118.1	35.082	83.1	2:48.770 (3)	78.08	1.333	16:58:40.402
5 -	51.979	111.6	1:20.647	118.5	34.811	83.2	2:47.437 (1)	78.70		17:01:27.839

P38 24 7b		Ingo STROLZ		Cooper T51						
IDEAL LAP TIME : 2:46.514		BEST LAP TIME : 2:47.534		DIFFERENCE : 1.020						
LAP	SECTOR 1	SECTOR 2	SECTOR 3	LAP TIME	MPH	DIFF	TIME OF DAY			
1 -	53.254	122.2	1:21.644	126.8	36.443	81.7	2:51.341	76.90	3.807	16:49:42.243
2 -	51.360	125.4	1:26.462	114.3	36.569	78.7	2:54.391	75.56	6.857	16:52:36.634
3 -	49.840	118.3	1:22.208	119.4	35.486	82.0	2:47.534 (1)	78.65		16:55:24.168
4 -	51.120	115.3	1:21.188	120.2	36.028	79.8	2:48.336 (3)	78.28	0.802	16:58:12.504
5 -	50.138	128.8	1:21.631	129.3	36.130	79.9	2:47.899 (2)	78.48	0.365	17:01:00.403
6 -	50.782	109.1	1:22.238	127.3	35.771	83.9	2:48.791	78.07	1.257	17:03:49.194

P39 60 7c		Elliott HANN		Cooper T41						
IDEAL LAP TIME : 2:47.586		BEST LAP TIME : 2:48.452		DIFFERENCE : 0.866						
LAP	SECTOR 1	SECTOR 2	SECTOR 3	LAP TIME	MPH	DIFF	TIME OF DAY			
1 -	52.785	101.6	1:21.781	113.5	37.300	83.1	2:51.866	76.67	3.414	16:50:25.709
2 -	51.959	109.8	1:22.339	114.3	36.525	79.9	2:50.823	77.14	2.371	16:53:16.532
3 -	51.172	108.5	1:21.510	115.3	36.916	79.8	2:49.598 (2)	77.70	1.146	16:56:06.130
4 -	50.561	111.6	1:21.817	114.5	36.074	79.9	2:48.452 (1)	78.22		16:58:54.582
5 -	51.286	108.7	1:20.951	116.5	37.384	81.0	2:49.621 (3)	77.68	1.169	17:01:44.203

P40 23 5		Barry WOOD		Cooper Bristol Mk1 6/52						
IDEAL LAP TIME : 2:47.679		BEST LAP TIME : 2:48.932		DIFFERENCE : 1.253						
LAP	SECTOR 1	SECTOR 2	SECTOR 3	LAP TIME	MPH	DIFF	TIME OF DAY			
1 -	51.889	101.8	1:21.241	112.9	35.823	78.5	2:48.953 (2)	77.99	0.021	16:50:15.303
2 -	51.776	104.0	1:21.640	117.3	35.592	80.2	2:49.008 (3)	77.97	0.076	16:53:04.311
3 -	52.330	108.7	1:22.179	117.5	35.607	80.8	2:50.116	77.46	1.184	16:55:54.427
4 -	51.746	110.3	1:22.391	113.9	34.795	82.6	2:48.932 (1)	78.00		16:58:43.359
5 -	51.643	110.7	1:21.604	117.1	36.251	78.8	2:49.498	77.74	0.566	17:01:32.857

Weather / Track : Bright / Dry

Results can be found at www.tsl-timing.com

Page 7 of 8

Silverstone GP

Circuit Length = 3.6604 miles

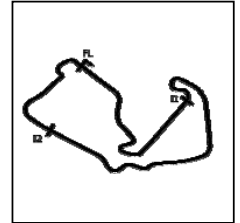
Start: 16:43 Flag 17:01 End: 17:05

Printed - 17:18 Friday, 26 July 2019

Silverstone Classic

Gallet Trophy for Pre '66 Grand Prix Cars (HGPCA)

QUALIFYING - RACE 8 - SECTOR ANALYSIS



SECTOR 1 = FL to I1, SECTOR 2 = I1 to I2, SECTOR 3 = I2 to FL, DIFF = Difference To Personal Best Lap, P = Crossed Finish Line in Pit Lane, D = Time Disallowed

P41 75 5		Niamh WOOD		Cooper Bristol Mk1 8/52						
IDEAL LAP TIME : 2:48.961		BEST LAP TIME : 2:49.323		DIFFERENCE : 0.362						
LAP	SECTOR 1		SECTOR 2		SECTOR 3		LAP TIME	MPH	DIFF	TIME OF DAY
1 -	54.424	99.8	1:24.378	115.7	37.240	76.0	2:56.042	74.85	6.719	16:50:28.049
2 -	53.449	108.4	1:22.722	117.1	36.260	78.4	2:52.431	76.42	3.108	16:53:20.480
3 -	51.654	103.4	1:21.827	116.9	35.842	77.1	2:49.323 (1)	77.82		16:56:09.803
4 -	52.074	105.1	1:21.465	116.9	36.467	78.7	2:50.006 (3)	77.51	0.683	16:58:59.809
5 -	52.043	110.7	1:21.724	117.3	35.908	77.3	2:49.675 (2)	77.66	0.352	17:01:49.484

P42 111 6		Helmut GASSMANN		Connaught B4						
IDEAL LAP TIME : 3:01.231		BEST LAP TIME : 3:01.411		DIFFERENCE : 0.180						
LAP	SECTOR 1		SECTOR 2		SECTOR 3		LAP TIME	MPH	DIFF	TIME OF DAY
1 -	55.507	101.9	1:27.963	106.6	37.941	79.4	3:01.411 (1)	72.64		16:50:50.915
2 -	55.327	100.9	1:32.646	106.8	39.975	75.5	3:07.948 (2)	70.11	6.537	16:53:58.863
3 -	56.895	98.3	1:32.652	109.6	39.037	77.4	3:08.584 (3)	69.87	7.173	16:57:07.447
4 -	56.232	97.9	1:32.255	115.3	IN PIT		3:16.688 P	66.99	15.277	17:00:24.135

P43 70 5		Jean Georges VAN PREAT		Cooper Bristol Mk2 11/53						
IDEAL LAP TIME : 3:17.165		BEST LAP TIME : 3:18.151		DIFFERENCE : 0.986						
LAP	SECTOR 1		SECTOR 2		SECTOR 3		LAP TIME	MPH	DIFF	TIME OF DAY
1 -	1:04.693	89.3	1:44.130	96.2	44.799	65.4	3:33.622	61.68	15.471	16:51:44.436
2 -	1:01.102	92.6	1:39.338	91.1	43.814	66.8	3:24.254 (3)	64.51	6.103	16:55:08.690
3 -	1:00.971	85.3	1:38.407	100.3	41.892	68.3	3:21.270 (2)	65.47	3.119	16:58:29.960
4 -	59.157	102.1	1:36.116	97.8	42.878	67.9	3:18.151 (1)	66.50		17:01:48.111

P44 17 6		Arnout KOK		Netuar Peugeot						
IDEAL LAP TIME : 3:45.534		BEST LAP TIME : 4:20.622		DIFFERENCE : 35.088						
LAP	SECTOR 1		SECTOR 2		SECTOR 3		LAP TIME	MPH	DIFF	TIME OF DAY
1 -	1:15.051	59.5	2:09.972	54.3	55.599	53.7	4:20.622 (1)	50.56		16:52:46.489
2 -	1:21.163	53.4	2:12.769	57.2	52.934	57.4	4:26.866 (2)	49.37	6.244	16:57:13.355
3 -	1:20.504	48.2	2:16.505	52.0	IN PIT		4:30.940 P	48.63	10.318	17:01:44.295

P45 56 10		John CLARK		Cooper T56						
IDEAL LAP TIME : 2:42.511		BEST LAP TIME :		DIFFERENCE :						
LAP	SECTOR 1		SECTOR 2		SECTOR 3		LAP TIME	MPH	DIFF	TIME OF DAY
1 -	OUTLAP	117.1	1:23.128	97.2	IN PIT		5:59.600 P	36.64		16:52:34.261
2 -	OUTLAP	114.1	1:18.769	111.8	33.822	86.2	7:33.147	29.08		17:00:07.408

Weather / Track : Bright / Dry

Results can be found at www.tsl-timing.com

Page 8 of 8

Silverstone GP

Circuit Length = 3.6604 miles

Start: 16:43 Flag 17:01 End: 17:05

Printed - 17:18 Friday, 26 July 2019

Silverstone Classic

Gallet Trophy for Pre '66 Grand Prix Cars (HGPCA)

QUALIFYING - RACE 8 - BEST SECTORS

SECTOR 1				SECTOR 2				SECTOR 3				IDEAL / BEST COMPARISON			
POS	NO	NAME	TIME	NO	NAME	TIME	NO	NAME	TIME	POS	NO	NAME	IDEAL	BEST	DIFF
													PERFECT LAP	2:20.965	
1	1	GRIFFITHS	42.881	11	FAIRLEY	1:08.138	11	FAIRLEY	29.946	1	11	FAIRLEY	2:21.359	2:21.513	0.154
2	13	COLASACCO	42.993	1	GRIFFITHS	1:09.019	10	NUTHALL	29.951	2	1	GRIFFITHS	2:22.041	2:22.613	0.572
3	10	NUTHALL	43.136	10	NUTHALL	1:09.318	1	GRIFFITHS	30.141	3	10	NUTHALL	2:22.405	2:22.430	0.025
4	22	HORSMANN	43.255	3	CANNELL	1:09.355	13	COLASACCO	30.142	4	13	COLASACCO	2:22.492	2:23.367	0.875
5	11	FAIRLEY	43.275	13	COLASACCO	1:09.357	3	CANNELL	30.435	5	3	CANNELL	2:23.160	2:23.566	0.406
6	3	CANNELL	43.370	22	HORSMANN	1:09.768	133	DE SILVA	30.591	6	22	HORSMANN	2:24.026	2:25.042	1.016
7	79	GANS	43.757	79	GANS	1:09.790	79	GANS	30.767	7	79	GANS	2:24.314	2:25.137	0.823
8	12	FRIEDRICHS	44.009	91	DRAKE	1:10.203	22	HORSMANN	31.003	8	91	DRAKE	2:25.613	2:27.102	1.489
9	101	DARK	44.078	101	DARK	1:10.430	91	DRAKE	31.037	9	101	DARK	2:25.816	2:27.088	1.272
10	69	TILLEY	44.323	69	TILLEY	1:10.703	12	FRIEDRICHS	31.081	10	12	FRIEDRICHS	2:25.885	2:26.790	0.905
11	91	DRAKE	44.373	12	FRIEDRICHS	1:10.795	35	TARLING	31.255	11	69	TILLEY	2:26.462	2:26.462	0.000
12	49	BEAUMONT	44.659	27	WOOD	1:11.578	49	BEAUMONT	31.266	12	49	BEAUMONT	2:27.532	2:28.351	0.819
13	27	WOOD	44.807	49	BEAUMONT	1:11.607	101	DARK	31.308	13	133	DE SILVA	2:28.085	2:28.583	0.498
14	28	MCGUIRE	45.190	133	DE SILVA	1:12.008	14	WILSON	31.420	14	27	WOOD	2:28.263	2:28.397	0.134
15	133	DE SILVA	45.486	28	MCGUIRE	1:12.213	69	TILLEY	31.436	15	28	MCGUIRE	2:29.555	2:29.810	0.255
16	127	HART	45.639	9	DANIELL	1:12.472	94	O'BRIEN	31.562	16	66	HOOLE	2:30.272	2:31.581	1.309
17	66	HOOLE	45.699	66	HOOLE	1:12.572	80	TAYLOR	31.712	17	9	DANIELL	2:30.464	2:30.599	0.135
18	9	DANIELL	45.722	94	O'BRIEN	1:12.825	32	HARTOGS	31.813	18	32	HARTOGS	2:31.071	2:31.802	0.731
19	80	TAYLOR	45.757	32	HARTOGS	1:13.241	27	WOOD	31.878	19	14	WILSON	2:31.081	2:31.081	0.000
20	14	WILSON	45.827	25	FRANCHITTI	1:13.437	66	HOOLE	32.001	20	35	TARLING	2:31.143	2:32.646	1.503
21	32	HARTOGS	46.017	30	BRONSON	1:13.677	4	THORNTON	32.030	21	80	TAYLOR	2:31.767	2:32.680	0.913
22	96	DE SILVA	46.055	35	TARLING	1:13.677	28	MCGUIRE	32.152	22	127	HART	2:32.219	2:32.549	0.330
23	35	TARLING	46.211	14	WILSON	1:13.834	9	DANIELL	32.270	23	25	FRANCHITTI	2:32.327	2:32.867	0.540
24	30	BRONSON	46.327	127	HART	1:14.232	127	HART	32.348	24	30	BRONSON	2:32.396	2:32.396	0.000
25	25	FRANCHITTI	46.445	80	TAYLOR	1:14.298	96	DE SILVA	32.363	25	4	THORNTON	2:33.578	2:33.578	0.000
26	15	MATZELBERGER	46.771	4	THORNTON	1:14.477	30	BRONSON	32.392	26	96	DE SILVA	2:34.183	2:34.598	0.415
27	51	JOLLEY	46.953	51	JOLLEY	1:15.213	25	FRANCHITTI	32.445	27	51	JOLLEY	2:35.213	2:35.730	0.517
28	4	THORNTON	47.071	96	DE SILVA	1:15.765	51	JOLLEY	33.047	28	15	MATZELBERGER	2:36.033	2:37.380	1.347
29	248	LEHR	47.338	15	MATZELBERGER	1:15.783	248	LEHR	33.174	29	248	LEHR	2:37.527	2:38.553	1.026
30	8	DITHERIDGE	48.266	8	DITHERIDGE	1:16.400	8	DITHERIDGE	33.231	30	8	DITHERIDGE	2:37.897	2:38.236	0.339
31	21	NUTHALL	48.783	248	LEHR	1:17.015	15	MATZELBERGER	33.479	31	7	TOPLISS	2:40.996	2:41.238	0.242
32	132	KINCH	48.931	7	TOPLISS	1:17.552	56	CLARK	33.822	32	21	NUTHALL	2:41.519	2:41.519	0.000
33	7	TOPLISS	49.034	21	NUTHALL	1:18.673	19	GRANT	33.936	33	56	CLARK	2:42.511		
34	19	GRANT	49.378	56	CLARK	1:18.769	21	NUTHALL	34.063	34	132	KINCH	2:42.790	2:43.263	0.473
35	24	STROLZ	49.840	33	PHILIPS	1:18.848	7	TOPLISS	34.410	35	19	GRANT	2:42.887	2:43.606	0.719
36	56	CLARK	49.920	132	KINCH	1:19.328	132	KINCH	34.531	36	33	PHILIPS	2:43.550	2:43.618	0.068
37	33	PHILIPS	49.944	19	GRANT	1:19.573	33	PHILIPS	34.758	37	24	STROLZ	2:46.514	2:47.534	1.020
38	60	HANN	50.561	45	PILKINGTON	1:20.647	23	WOOD	34.795	38	45	PILKINGTON	2:46.675	2:47.437	0.762
39	45	PILKINGTON	51.217	60	HANN	1:20.951	45	PILKINGTON	34.811	39	60	HANN	2:47.586	2:48.452	0.866
40	23	WOOD	51.643	24	STROLZ	1:21.188	24	STROLZ	35.486	40	23	WOOD	2:47.679	2:48.932	1.253
41	75	WOOD	51.654	23	WOOD	1:21.241	75	WOOD	35.842	41	75	WOOD	2:48.961	2:49.323	0.362
42	111	GASSMANN	55.327	75	WOOD	1:21.465	60	HANN	36.074	42	111	GASSMANN	3:01.231	3:01.411	0.180
43	70	VAN PREAT	59.157	111	GASSMANN	1:27.963	111	GASSMANN	37.941	43	70	VAN PREAT	3:17.165	3:18.151	0.986
44	17	KOK	1:15.051	70	VAN PREAT	1:36.116	70	VAN PREAT	41.892	44	17	KOK	3:45.534	4:20.622	35.088
45				17	KOK	1:41.080	17	KOK	49.403	45	18	WILSON		2:24.522	

Weather / Track : Bright / Dry

Results can be found at www.tsl-timing.com

Silverstone GP

Circuit Length = 3.6604 miles

Start: 16:43 Flag 17:01 End: 17:05

Printed - 17:14 Friday, 26 July 2019

Silverstone Classic

Gallet Trophy for Pre '66 Grand Prix Cars (HGPCA)

QUALIFYING - RACE 8 - BEST SPEEDS

INTERMEDIATE 1				INTERMEDIATE 2			FINISH LINE		
POS	NO	NAME	MPH	NO	NAME	MPH	NO	NAME	MPH
1	22	HORSMANN	140.6	22	HORSMANN	146.8	11	FAIRLEY	101.3
2	1	GRIFFITHS	137.7	3	CANNELL	146.2	79	GANS	100.3
3	11	FAIRLEY	137.5	49	BEAUMONT	146.2	12	FRIEDRICH	98.9
4	3	CANNELL	137.5	12	FRIEDRICH	145.2	13	COLASACCO	98.8
5	10	NUTHALL	134.7	11	FAIRLEY	144.6	22	HORSMANN	98.2
6	101	DARK	134.2	10	NUTHALL	143.7	49	BEAUMONT	98.2
7	13	COLASACCO	133.9	79	GANS	143.3	10	NUTHALL	98.1
8	27	WOOD	133.6	1	GRIFFITHS	143.0	3	CANNELL	97.5
9	28	MCGUIRE	133.4	91	DRAKE	142.1	1	GRIFFITHS	96.4
10	12	FRIEDRICH	133.1	15	MATZELBERGER	141.8	69	TILLEY	95.8
11	91	DRAKE	132.1	101	DARK	141.2	9	DANIELL	95.1
12	49	BEAUMONT	131.5	13	COLASACCO	140.9	101	DARK	94.9
13	66	HOOLE	130.5	27	WOOD	140.1	91	DRAKE	93.5
14	9	DANIELL	129.8	28	MCGUIRE	139.5	133	DE SILVA	93.5
15	15	MATZELBERGER	129.8	9	DANIELL	138.0	28	MCGUIRE	93.4
16	79	GANS	129.0	127	HART	137.7	32	HARTOGS	93.0
17	24	STROLZ	128.8	66	HOOLE	136.1	80	TAYLOR	93.0
18	127	HART	128.5	25	FRANCHITTI	135.2	14	WILSON	92.6
19	25	FRANCHITTI	128.5	132	KINCH	134.7	27	WOOD	91.6
20	69	TILLEY	127.0	69	TILLEY	134.4	96	DE SILVA	91.6
21	80	TAYLOR	124.9	30	BRONSON	133.9	51	JOLLEY	91.1
22	96	DE SILVA	124.5	94	O'BRIEN	132.8	66	HOOLE	91.0
23	8	DITHERIDGE	124.5	8	DITHERIDGE	131.5	127	HART	90.8
24	7	TOPLISS	123.3	248	LEHR	130.8	30	BRONSON	90.1
25	248	LEHR	123.1	80	TAYLOR	129.5	35	TARLING	90.1
26	14	WILSON	122.4	51	JOLLEY	129.3	15	MATZELBERGER	89.8
27	32	HARTOGS	122.4	24	STROLZ	129.3	4	THORNTON	89.7
28	133	DE SILVA	122.0	96	DE SILVA	129.0	94	O'BRIEN	89.4
29	132	KINCH	121.5	133	DE SILVA	127.8	248	LEHR	89.3
30	51	JOLLEY	120.9	14	WILSON	127.3	8	DITHERIDGE	86.7
31	94	O'BRIEN	118.5	7	TOPLISS	127.0	56	CLARK	86.2
32	30	BRONSON	117.7	32	HARTOGS	126.1	7	TOPLISS	84.8
33	56	CLARK	117.1	4	THORNTON	124.2	33	PHILIPS	84.4
34	4	THORNTON	116.9	35	TARLING	122.9	21	NUTHALL	84.3
35	35	TARLING	116.7	21	NUTHALL	122.0	24	STROLZ	83.9
36	21	NUTHALL	115.1	45	PILKINGTON	121.7	45	PILKINGTON	83.3
37	33	PHILIPS	113.5	33	PHILIPS	120.9	60	HANN	83.1
38	45	PILKINGTON	111.8	23	WOOD	117.5	23	WOOD	82.6
39	60	HANN	111.6	75	WOOD	117.3	132	KINCH	82.0
40	19	GRANT	110.9	19	GRANT	116.7	19	GRANT	81.6
41	23	WOOD	110.7	60	HANN	116.5	111	GASSMANN	79.4
42	75	WOOD	110.7	111	GASSMANN	115.3	75	WOOD	78.7
43	70	VAN PREAT	102.1	56	CLARK	111.8	70	VAN PREAT	68.3
44	111	GASSMANN	101.9	70	VAN PREAT	100.3	17	KOK	59.3
45	17	KOK	70.7	17	KOK	71.3			
46									

Weather / Track : Bright / Dry

Results can be found at www.tsl-timing.com

Silverstone GP

Circuit Length = 3.6604 miles

Start: 16:43 Flag 17:01 End: 17:05

Printed - 17:16 Friday, 26 July 2019

Silverstone Classic

Gallet Trophy for Pre '66 Grand Prix Cars (HGPCA)

QUALIFYING - RACE 8 - STATISTICS

Competitors Started 46
Planned Start 2019-07-26 @ 16:46:00.000
Actual Start 2019-07-26 @ 16:43:09.389
Finish Time 2019-07-26 @ 17:01:13.834
Track Length 3.6604mi.
Total Laps 246
Total Distance Covered 900.4824mi.

Session Fastest Lap History

NO	CL	NAME	LAP TIME	TIME OF DAY	LAP	VEHICLE
1	7a	Miles GRIFFITHS	2:23.183	16:48:26.865	1	Lotus 16 368
10	7b	Will NUTHALL	2:22.430	16:51:02.674	2	Cooper T53
11	12	Jon FAIRLEY	2:21.513	16:58:23.732	5	Brabham BT11/19

Flag History

TYPE	TIME OF DAY
GREEN	16:43:09.389
FINISH	17:01:13.834

Flag Statistics

TYPE	COUNT	TOTAL LAPS	TOTAL TIME
Green	1	7	21:51.783
Red	0	0	0.000
Safety Car	0	0	0.000
FCY	0	0	0.000

Weather / Track : Bright / Dry

These results are provisional until the conclusion of any judicial and technical matters.

Silverstone GP

Circuit Length = 3.6604 miles

Start: 16:43 Flag 17:01 End: 17:05

Clerk Of Course :	Timekeeper :
-------------------	--------------

Silverstone Classic

Gallet Trophy for Pre '66 Grand Prix Cars (HGPCA)

QUALIFYING - RACE 8 - STATISTICS

CLASS : 10

5 Starters

Fastest Lap History

NO	NAME	LAP TIME	TIME OF DAY	LAP	VEHICLE
4	Greg THORNTON	2:35.807	16:48:55.554	1	LDS 03
80	Nick TAYLOR	2:33.241	16:49:05.523	1	Lotus 18 914
35	Richard TARLING	2:33.056	16:52:11.373	2	Assegai
80	Nick TAYLOR	2:32.680	16:54:12.374	3	Lotus 18 914
32	Bernardo HARTOGS	2:31.820	16:54:45.190	3	Lotus 18/21 916
32	Bernardo HARTOGS	2:31.802	16:57:16.993	4	Lotus 18/21 916

Weather / Track : Bright / Dry

These results are provisional until the conclusion of any judicial and technical matters.

Silverstone GP

Circuit Length = 3.6604 miles

Start: 16:43 Flag 17:01 End: 17:05

Clerk Of Course :		Timekeeper :
-------------------	--	--------------

Silverstone Classic

Gallet Trophy for Pre '66 Grand Prix Cars (HGPCA)

QUALIFYING - RACE 8 - STATISTICS

CLASS : 11

5 Starters

Fastest Lap History

NO	NAME	LAP TIME	TIME OF DAY	LAP	VEHICLE
133	Tim DE SILVA	2:30.794	16:48:42.037	1	Lotus 24 946
13	Joseph COLASACCO	2:30.073	16:49:39.298	1	Ferrari 1512
13	Joseph COLASACCO	2:25.624	16:52:04.921	2	Ferrari 1512
13	Joseph COLASACCO	2:23.367	16:54:28.290	3	Ferrari 1512

Weather / Track : Bright / Dry

These results are provisional until the conclusion of any judicial and technical matters.

Silverstone GP

Circuit Length = 3.6604 miles

Start: 16:43 Flag 17:01 End: 17:05

Clerk Of Course :		Timekeeper :
-------------------	--	--------------

Silverstone Classic

Gallet Trophy for Pre '66 Grand Prix Cars (HGPCA)

QUALIFYING - RACE 8 - STATISTICS

CLASS : 12

8 Starters

Fastest Lap History

NO	NAME	LAP TIME	TIME OF DAY	LAP	VEHICLE
11	Jon FAIRLEY	2:28.892	16:48:42.196	1	Brabham BT11/19
3	Barry CANNELL	2:26.083	16:48:45.085	1	Brabham BT11A
79	Michael GANS	2:25.265	16:50:30.208	1	Cooper T79
3	Barry CANNELL	2:23.736	16:53:35.728	3	Brabham BT11A
11	Jon FAIRLEY	2:21.513	16:58:23.732	5	Brabham BT11/19

Weather / Track : Bright / Dry

These results are provisional until the conclusion of any judicial and technical matters.

Silverstone GP

Circuit Length = 3.6604 miles

Start: 16:43 Flag 17:01 End: 17:05

Clerk Of Course :		Timekeeper :
-------------------	--	--------------

Silverstone Classic

Gallet Trophy for Pre '66 Grand Prix Cars (HGPCA)

QUALIFYING - RACE 8 - STATISTICS

CLASS : 5

6 Starters

Fastest Lap History

NO	NAME	LAP TIME	TIME OF DAY	LAP	VEHICLE
19	Paul GRANT	2:43.964	16:49:28.992	1	Cooper Bristol Mk2 3/53
19	Paul GRANT	2:43.606	16:54:58.144	3	Cooper Bristol Mk2 3/53
21	Ian NUTHALL	2:41.519	16:58:08.636	4	Alfa F2

Weather / Track : Bright / Dry

These results are provisional until the conclusion of any judicial and technical matters.

Silverstone GP

Circuit Length = 3.6604 miles

Start: 16:43 Flag 17:01 End: 17:05

Clerk Of Course :		Timekeeper :
-------------------	--	--------------

Silverstone Classic

Gallet Trophy for Pre '66 Grand Prix Cars (HGPCA)

QUALIFYING - RACE 8 - STATISTICS

CLASS : 6

4 Starters

Fastest Lap History

NO	NAME	LAP TIME	TIME OF DAY	LAP	VEHICLE
25	Marino FRANCHITTI	2:47.229	16:49:53.742	1	Maserati 250F 2532
248	Klaus LEHR	2:38.744	16:50:00.014	1	Maserati 250F CM5
25	Marino FRANCHITTI	2:37.074	16:52:30.814	2	Maserati 250F 2532
25	Marino FRANCHITTI	2:33.307	16:55:04.121	3	Maserati 250F 2532
25	Marino FRANCHITTI	2:33.286	16:57:37.407	4	Maserati 250F 2532
25	Marino FRANCHITTI	2:32.867	17:00:10.273	5	Maserati 250F 2532

Weather / Track : Bright / Dry

These results are provisional until the conclusion of any judicial and technical matters.

Silverstone GP

Circuit Length = 3.6604 miles

Start: 16:43 Flag 17:01 End: 17:05

Clerk Of Course :		Timekeeper :
-------------------	--	--------------

Silverstone Classic

Gallet Trophy for Pre '66 Grand Prix Cars (HGPCA)

QUALIFYING - RACE 8 - STATISTICS

CLASS : 7a

2 Starters

Fastest Lap History

NO	NAME	LAP TIME	TIME OF DAY	LAP	VEHICLE
1	Miles GRIFFITHS	2:23.183	16:48:26.865	1	Lotus 16 368
1	Miles GRIFFITHS	2:22.613	16:55:40.379	4	Lotus 16 368

Weather / Track : Bright / Dry

These results are provisional until the conclusion of any judicial and technical matters.

Silverstone GP

Circuit Length = 3.6604 miles

Start: 16:43 Flag 17:01 End: 17:05

Clerk Of Course :		Timekeeper :
-------------------	--	--------------

Silverstone Classic

Gallet Trophy for Pre '66 Grand Prix Cars (HGPCA)

QUALIFYING - RACE 8 - STATISTICS

CLASS : 7b

8 Starters

Fastest Lap History

NO	NAME	LAP TIME	TIME OF DAY	LAP	VEHICLE
10	Will NUTHALL	2:24.121	16:48:40.244	1	Cooper T53
10	Will NUTHALL	2:22.430	16:51:02.674	2	Cooper T53

Weather / Track : Bright / Dry

These results are provisional until the conclusion of any judicial and technical matters.

Silverstone GP

Circuit Length = 3.6604 miles

Start: 16:43 Flag 17:01 End: 17:05

Clerk Of Course :		Timekeeper :
-------------------	--	--------------

Silverstone Classic

Gallet Trophy for Pre '66 Grand Prix Cars (HGPCA)

QUALIFYING - RACE 8 - STATISTICS

CLASS : 7c

1 Starters

Fastest Lap History

NO	NAME	LAP TIME	TIME OF DAY	LAP	VEHICLE
60	Elliott HANN	2:51.866	16:50:25.718	1	Cooper T41
60	Elliott HANN	2:50.823	16:53:16.539	2	Cooper T41
60	Elliott HANN	2:49.598	16:56:06.137	3	Cooper T41
60	Elliott HANN	2:48.452	16:58:54.590	4	Cooper T41

Weather / Track : Bright / Dry

These results are provisional until the conclusion of any judicial and technical matters.

Silverstone GP

Circuit Length = 3.6604 miles

Start: 16:43 Flag 17:01 End: 17:05

Clerk Of Course :		Timekeeper :
-------------------	--	--------------

Silverstone Classic

Gallet Trophy for Pre '66 Grand Prix Cars (HGPCA)

QUALIFYING - RACE 8 - STATISTICS

CLASS : 8

2 Starters

Fastest Lap History

NO	NAME	LAP TIME	TIME OF DAY	LAP	VEHICLE
30	Julian BRONSON	2:32.396	16:48:53.360	1	Scarab Offenhauser
28	Eddie MCGUIRE	2:32.195	16:48:55.336	1	Scarab Offenhauser
28	Eddie MCGUIRE	2:31.783	16:53:59.893	3	Scarab Offenhauser
28	Eddie MCGUIRE	2:29.810	16:59:01.528	5	Scarab Offenhauser

Weather / Track : Bright / Dry

These results are provisional until the conclusion of any judicial and technical matters.

Silverstone GP

Circuit Length = 3.6604 miles

Start: 16:43 Flag 17:01 End: 17:05

Clerk Of Course :		Timekeeper :
-------------------	--	--------------

Silverstone Classic

Gallet Trophy for Pre '66 Grand Prix Cars (HGPCA)

QUALIFYING - RACE 8 - STATISTICS

CLASS : 9

5 Starters

Fastest Lap History

NO	NAME	LAP TIME	TIME OF DAY	LAP	VEHICLE
9	Mark DANIELL	2:32.230	16:49:08.475	1	Cooper T45
9	Mark DANIELL	2:32.022	16:54:14.602	3	Cooper T45
9	Mark DANIELL	2:30.599	17:01:49.643	6	Cooper T45

Weather / Track : Bright / Dry

These results are provisional until the conclusion of any judicial and technical matters.

Silverstone GP

Circuit Length = 3.6604 miles

Start: 16:43 Flag 17:01 End: 17:05

Clerk Of Course :		Timekeeper :
-------------------	--	--------------



Silverstone Classic

Gallet Trophy for Pre '66 Grand Prix Cars (HGPCA)

RACE 8 - GRID (20 minutes)

Sheet No:	Issue Time:
-----------	-------------

ROW 23	45	94 Michael O'BRIEN	
ROW 22	43	3:18.151 70 Jean Georges VAN PREAT	44
ROW 21	41	2:49.323 75 Niamh WOOD	42
ROW 20	39	2:48.452 60 Elliott HANN	40
ROW 19	37	2:47.437 45 Tania PILKINGTON	38
ROW 18	35	2:43.606 19 Paul GRANT	36
ROW 17	33	2:41.519 21 Ian NUTHALL	34
ROW 16	31	2:38.553 248 Klaus LEHR	32
ROW 15	29	2:37.380 15 Thomas MATZELBERGER	30
ROW 14	27	2:34.598 96 Harindra DE SILVA	28
ROW 13	25	2:32.867 25 Marino FRANCHITTI	26
ROW 12	23	2:32.646 35 Richard TARLING	24
ROW 11	21	2:32.396 30 Julian BRONSON	22
ROW 10	19	2:31.581 66 Sid HOOLE	20
ROW 9	17	2:30.599 9 Mark DANIELL	18
ROW 8	15	2:28.583 133 Tim DE SILVA	16
ROW 7	13	2:28.351 49 Andrew BEAUMONT	14
ROW 6	11	2:27.088 101 Tom DARK	12
ROW 5	9	2:26.462 69 Benn TILLEY	10
ROW 4	7	2:25.042 22 Peter HORSMANN	8
ROW 3	5	2:23.566 3 Barry CANNELL	6
ROW 2	3	2:22.613 1 Miles GRIFFITHS	4
ROW 1	1	2:21.513 11 Jon FAIRLEY	2
Pole			

Silverstone GP
Circuit Length = 3.6604 miles

These results are provisional until the conclusion of any judicial and technical matters.

Clerk Of Course :	Steward :	Timekeeper :
-------------------	-----------	--------------



Silverstone Classic

Gallet Trophy for Pre '66 Grand Prix Cars (HGPCA)

RACE 8 - CLASSIFICATION

Sheet No:	Issue Time:
-----------	-------------

POS	NO	CL	PIC NAME	ENTRY	LAPS	TIME	GAP	DIFF	MPH	BEST	ON
1	10	7b	1 Will NUTHALL	Cooper T53	8	21:32.497			81.56	2:26.953	6
2	18	7b	2 Sam WILSON	Lotus 18 372	8	21:34.926	2.429	2.429	81.41	2:26.179	8
3	79	12	1 Michael GANS	Cooper T79	8	21:37.675	5.178	2.749	81.23	2:27.448	8
4	1	7a	1 Miles GRIFFITHS	Lotus 16 368	8	21:40.657	8.160	2.982	81.05	2:28.054	6
5	22	12	2 Peter HORSMANN	Lotus 18/21	8	21:51.872	19.375	11.215	80.36	2:28.452	7
6	11	12	3 Jon FAIRLEY	Brabham BT11/19	8	21:52.090	19.593	0.218	80.34	2:29.253	7
7	3	12	4 Barry CANNELL	Brabham BT11A	8	21:53.095	20.598	1.005	80.28	2:27.794	7
8	12	7b	3 Rudi FRIEDRICH	Cooper T53	8	21:58.840	26.343	5.745	79.93	2:31.693	7
9	94	12	5 Michael O'BRIEN	Brabham BT14	8	21:59.009	26.512	0.169	79.92	2:27.414	7
10	13	11	1 Joseph COLASACCO	Ferrari 1512	8	21:59.334	26.837	0.325	79.90	2:30.171	7
11	69	7b	4 Benn TILLEY	Lotus 18 373	8	22:08.648	36.151	9.314	79.34	2:31.417	8
12	27	7a	2 Tony WOOD	Maserati Tec Mec	8	22:14.157	41.660	5.509	79.01	2:32.919	8
13	133	11	2 Tim DE SILVA	Lotus 24 946	8	22:21.775	49.278	7.618	78.56	2:32.404	8
14	30	8	1 Julian BRONSON	Scarab Offenhauser	8	22:37.168	1:04.671	15.393	77.67	2:35.675	6
15	9	9	1 Mark DANIELL	Cooper T45	8	22:38.164	1:05.667	0.996	77.62	2:34.766	8
16	101	7b	5 Tom DARK	Cooper T51	8	22:42.611	1:10.114	4.447	77.36	2:32.613	6
17	127	9	2 Steve HART	Cooper T51	8	22:44.609	1:12.112	1.998	77.25	2:35.436	8
18	35	10	1 Richard TARLING	Assegai	8	22:45.269	1:12.772	0.660	77.21	2:35.414	8
19	25	6	1 Marino FRANCHITTI	Maserati 250F 2532	8	22:55.241	1:22.744	9.972	76.65	2:36.696	8
20	49	12	6 Andrew BEAUMONT	Lotus 18 915	8	23:03.114	1:30.617	7.873	76.22	2:35.520	7
21	14	11	3 Richard WILSON	Cooper T60	8	23:06.525	1:34.028	3.411	76.03	2:38.949	6
22	80	10	2 Nick TAYLOR	Lotus 18 914	8	23:10.576	1:38.079	4.051	75.81	2:39.921	7
23	28	8	2 Eddie MCGUIRE	Scarab Offenhauser	8	23:18.778	1:46.281	8.202	75.36	2:37.548	7
24	4	10	3 Greg THORNTON	LDS 03	8	23:21.026	1:48.529	2.248	75.24	2:38.153	8
25	32	10	4 Bernardo HARTOGS	Lotus 18/21 916	8	23:39.139	2:06.642	18.113	74.28	2:41.381	7
26	248	6	2 Klaus LEHR	Maserati 250F CM5	8	23:41.701	2:09.204	2.562	74.15	2:42.025	7
27	21	5	1 Ian NUTHALL	Alta F2	8	23:45.016	2:12.519	3.315	73.97	2:43.455	7
28	8	9	3 Tony DITHERIDGE	Cooper T45	8	23:54.481	2:21.984	9.465	73.49	2:42.282	8
29	7	12	7 Nick TOPLISS	Cooper T53 Lowline	8	23:55.065	2:22.568	0.584	73.46	2:44.645	8
30	96	11	4 Harindra DE SILVA	Scirocco BRM	8	23:57.402	2:24.905	2.337	73.34	2:42.258	8
31	19	5	2 Paul GRANT	Cooper Bristol Mk2 3/53	8	24:02.232	2:29.735	4.830	73.09	2:46.762	8
32	33	5	3 Chris PHILIPS	Cooper Bristol Mk2 6/53	8	24:21.156	2:48.659	18.924	72.14	2:50.863	8
33	45	9	4 Tania PILKINGTON	Cooper T43	7	21:38.561	1 Lap	1 Lap	71.03	2:52.370	7
34	75	5	4 Niamh WOOD	Cooper Bristol Mk1 8/52	7	21:55.593	1 Lap	17.032	70.11	2:53.904	5
35	23	5	5 Barry WOOD	Cooper Bristol Mk1 6/52	7	21:56.102	1 Lap	0.509	70.08	2:53.782	6
36	15	7b	6 Thomas MATZELBERGER	Cooper T45/51	7	21:58.604	1 Lap	2.502	69.95	2:51.209	6
37	24	7b	7 Ingo STROLZ	Cooper T51	7	22:05.385	1 Lap	6.781	69.59	2:53.685	7
38	132	12	8 Larry KINCH	Lotus 32 Tasman	7	22:19.497	1 Lap	14.112	68.86	2:54.812	7
39	17	6	3 Arnout KOK	Netuar Peugeot	7	23:31.520	1 Lap	1:12.023	65.35	3:04.849	3
40	111	6	4 Helmut GASSMANN	Connaught B4	7	24:20.695	1 Lap	49.175	63.15	3:04.113	7

NOT CLASSIFIED

DNF	66	11	Sid HOOLE	Cooper T66 F1	3	10:04.000	5 Laps	4 Laps	65.45	3:00.663	2
DNF	51	9	Rod JOLLEY	Cooper T43/51	2	7:07.298	6 Laps	1 Lap	61.67	4:01.879	1
DNF	60	7c	Elliott HANN	Cooper T41	2	7:20.372	6 Laps	13.074	59.84	3:13.468	2

FASTEST LAP

18	7b	Sam WILSON	Lotus 18 372	8	2:26.179	90.14 mph	145.07 kph
94	12	Michael O'BRIEN	Brabham BT14	7	2:27.414	89.39 mph	143.86 kph
1	7a	Miles GRIFFITHS	Lotus 16 368	6	2:28.054	89.00 mph	143.24 kph
13	11	Joseph COLASACCO	Ferrari 1512	7	2:30.171	87.75 mph	141.22 kph
9	9	Mark DANIELL	Cooper T45	8	2:34.766	85.14 mph	137.03 kph
35	10	Richard TARLING	Assegai	8	2:35.414	84.79 mph	136.45 kph

Silverstone GP

Weather / Track : Sunny / Dry

Circuit Length = 3.6604 miles

These results are provisional until the conclusion of any judicial and technical matters.

Start: 15:31 Flag 15:53 End: 15:56

Clerk Of Course :	Steward :	Timekeeper :



Silverstone Classic

Gallet Trophy for Pre '66 Grand Prix Cars (HGPCA)

RACE 8 - CLASSIFICATION

30	8	Julian BRONSON	Scarab Offenhauser
25	6	Marino FRANCHITTI	Maserati 250F 2532
21	5	Ian NUTHALL	Alta F2
60	7c	Elliott HANN	Cooper T41

Sheet No:		Issue Time:	
6	2:35.675	84.64 mph	136.22 kph
8	2:36.696	84.09 mph	135.34 kph
7	2:43.455	80.62 mph	129.74 kph
2	3:13.468	68.11 mph	109.61 kph

Weather / Track : Sunny / Dry

These results are provisional until the conclusion of any judicial and technical matters.

Silverstone GP

Circuit Length = 3.6604 miles

Start: 15:31 Flag 15:53 End: 15:56

Clerk Of Course :	Steward :	Timekeeper :
-------------------	-----------	--------------

Silverstone Classic

Gallet Trophy for Pre '66 Grand Prix Cars (HGPCA)

RACE 8 - LAP CHART

LAP 1 @ 15:35:40.748			LAP 2 @ 15:38:21.793			LAP 3 @ 15:40:52.623			LAP 4 @ 15:43:24.319			LAP 5 @ 15:45:52.426		
NO	BEHIND	LAP TIME	NO	BEHIND	LAP TIME	NO	BEHIND	LAP TIME	NO	BEHIND	LAP TIME	NO	BEHIND	LAP TIME
11		3:56.107	1		2:40.520	1		2:30.830	1		2:31.696	1		2:28.107
10	0.066	3:56.173	79	1.449	2:41.259	10	3.529	2:31.537	10	1.124	2:29.291	10	0.748	2:27.731
13	0.517	3:56.624	10	2.822	2:43.801	79	4.366	2:33.747	79	3.635	2:30.965	18	4.436	2:28.722
1	0.525	3:56.632	11	3.009	2:44.054	18	4.993	2:31.589	18	3.821	2:30.524	79	5.796	2:30.268
18	0.846	3:56.953	12	3.690	2:42.840	11	7.487	2:35.308	11	8.855	2:33.064	11	12.751	2:32.003
3	1.108	3:57.215	18	4.234	2:44.433	12	8.826	2:35.966	12	11.178	2:34.048	12	15.803	2:32.732
79	1.235	3:57.342	13	4.996	2:45.524	13	9.469	2:35.303	13	11.587	2:33.814	22	16.903	2:31.347
22	1.607	3:57.714	27	6.234	2:44.770	27	12.026	2:36.622	22	13.663	2:33.043	13	17.407	2:33.927
12	1.895	3:58.002	3	7.127	2:47.064	22	12.316	2:34.991	3	14.361	2:33.385	3	17.884	2:31.630
69	2.183	3:58.290	22	8.155	2:47.593	3	12.672	2:36.375	27	17.005	2:36.675	27	22.802	2:33.904
101	2.464	3:58.571	69	9.841	2:48.703	69	17.564	2:38.553	69	20.029	2:34.161	94	23.659	2:29.872
27	2.509	3:58.616	133	10.482	2:48.038	133	18.366	2:38.714	94	21.894	2:30.669	69	24.923	2:33.001
28	2.942	3:59.049	101	13.211	2:51.792	101	22.704	2:40.323	133	24.112	2:37.442	133	31.840	2:35.835
49	3.160	3:59.267	9	13.446	2:50.699	94	22.921	2:33.116	101	26.540	2:35.532	101	32.665	2:34.232
133	3.489	3:59.596	30	13.996	2:49.847	9	23.183	2:40.567	9	28.552	2:37.065	9	37.364	2:36.919
14	3.604	3:59.711	28	17.713	2:55.816	30	24.721	2:41.555	30	30.273	2:37.248	30	38.995	2:36.829
9	3.792	3:59.899	35	18.215	2:53.825	127	29.479	2:40.718	127	36.558	2:38.775	111	1 Lap	3:23.619
127	4.164	4:00.271	127	19.591	2:56.472	35	29.777	2:42.392	35	37.799	2:39.718	127	46.194	2:37.743
66	4.396	4:00.503	94	20.635	2:50.101	25	36.744	2:44.947	25	44.182	2:39.134	35	47.148	2:37.456
80	4.772	4:00.879	80	22.083	2:58.356	80	37.462	2:46.209	80	46.860	2:41.094	25	54.335	2:38.260
30	5.194	4:01.301	14	22.413	2:59.854	14	38.420	2:46.837	14	48.141	2:41.417	14	59.774	2:39.740
4	5.387	4:01.494	25	22.627	2:57.811	28	40.557	2:53.674	49	53.377	2:44.177	80	1:01.014	2:42.261
35	5.435	4:01.542	66	24.014	3:00.663	49	40.896	2:47.326	28	55.491	2:46.630	49	1:04.798	2:39.528
51	5.772	4:01.879	49	24.400	3:02.285	248	43.013	2:48.883	4	55.553	2:43.923	28	1:11.532	2:44.148
25	5.861	4:01.968	248	24.960	2:58.086	4	43.326	2:47.606	21	1:04.755	2:46.780	4	1:11.604	2:44.158
8	6.504	4:02.611	8	26.225	3:00.766	8	49.414	2:54.019	8	1:07.269	2:49.551	21	1:23.208	2:46.560
96	6.661	4:02.768	4	26.550	3:02.208	21	49.671	2:50.977	32	1:07.538	2:44.360	248	1:25.868	2:45.776
15	7.532	4:03.639	19	29.260	3:01.472	19	51.855	2:53.425	248	1:08.199	2:56.882	32	1:26.167	2:46.736
7	7.674	4:03.781	21	29.524	3:02.189	7	53.755	2:53.088	19	1:10.476	2:50.317	8	1:28.023	2:48.861
248	7.919	4:04.026	51	30.146	3:05.419 P	96	54.275	2:54.315	7	1:11.623	2:49.564	19	1:30.458	2:48.089
21	8.380	4:04.487	96	30.790	3:05.174	33	54.759	2:53.725	96	1:12.110	2:49.531	7	1:31.308	2:47.792
132	8.469	4:04.576	7	31.497	3:04.868	32	54.874	2:48.303	33	1:14.779	2:51.716	96	1:32.061	2:48.058
19	8.833	4:04.940	33	31.864	3:04.048	66	56.018	3:02.834 P	45	1:19.918	2:54.273	33	1:38.195	2:51.523
33	8.861	4:04.968	45	33.491	3:04.972	45	57.341	2:54.680	23	1:31.036	2:55.539	45	1:45.015	2:53.204
32	9.190	4:05.297	32	37.401	3:09.256	23	1:07.193	2:58.769	75	1:31.532	2:55.123	75	1:57.329	2:53.904
45	9.564	4:05.671	75	39.092	3:08.781	75	1:08.105	2:59.843	24	1:39.305	2:59.631	23	1:59.587	2:56.658
24	10.299	4:06.406	23	39.254	3:09.079	24	1:11.370	2:59.817	15	1:41.434	2:54.602	24	2:07.202	2:56.004
60	10.797	4:06.904	24	42.383	3:13.129	15	1:18.528	3:00.032	132	1:43.708	2:55.365	15	2:07.451	2:54.124
23	11.220	4:07.327	60	43.220	3:13.468	132	1:20.039	3:01.918	17	2:18.420	3:05.344	132	2:18.895	3:03.294
75	11.356	4:07.463	132	48.951	3:21.527	17	1:44.772	3:04.849						
94	11.579	4:07.686	15	49.326	3:22.839	111	2:15.246	3:22.061						
111	43.864	4:39.971	17	1:10.753	3:07.446									
17	44.352	4:40.459	111	1:24.015	3:21.196									

Weather / Track : Sunny / Dry

Results can be found at www.tsl-timing.com

Page 1 of 2

Silverstone GP
Circuit Length = 3.6604 miles
Start: 15:31 Flag 15:53 End: 15:56

Printed - 15:57 Saturday, 27 July 2019

Silverstone Classic

Gallet Trophy for Pre '66 Grand Prix Cars (HGPCA)

RACE 8 - LAP CHART

LAP 6 @ 15:48:20.127			LAP 7 @ 15:50:49.205			LAP 8 @ 15:53:17.138		
NO	BEHIND	LAP TIME	NO	BEHIND	LAP TIME	NO	BEHIND	LAP TIME
10		2:26.953	10		2:29.078	10		2:27.933
1	0.353	2:28.054	15	1 Lap	2:51.209	18	2.429	2:26.179
18	4.954	2:28.219	18	4.183	2:28.307	79	5.178	2:27.448
79	6.788	2:28.693	79	5.663	2:27.953	45	1 Lap	2:52.370
11	16.223	2:31.173	24	1 Lap	2:56.713	1	8.160	2:28.756
22	19.174	2:29.972	1	7.337	2:36.062	22	19.375	2:28.760
12	19.865	2:31.763	11	16.398	2:29.253	11	19.593	2:31.128
3	20.135	2:29.952	22	18.548	2:28.452	3	20.598	2:29.680
13	21.619	2:31.913	3	18.851	2:27.794	75	1 Lap	2:55.621
94	25.520	2:29.562	132	1 Lap	2:58.005	23	1 Lap	2:54.948
69	30.055	2:32.833	12	22.480	2:31.693	15	1 Lap	2:52.159
27	32.651	2:37.550	13	22.712	2:30.171	12	26.343	2:31.796
17	1 Lap	3:13.492	94	23.856	2:27.414	94	26.512	2:30.589
101	37.577	2:32.613	69	32.667	2:31.690	13	26.837	2:32.058
133	40.241	2:36.102	27	36.674	2:33.101	24	1 Lap	2:53.685
9	45.627	2:35.964	133	44.807	2:33.644	69	36.151	2:31.417
30	46.969	2:35.675	101	46.820	2:38.321	27	41.660	2:32.919
127	56.569	2:38.076	30	55.711	2:37.820	132	1 Lap	2:54.812
35	57.704	2:38.257	9	58.834	2:42.285	133	49.278	2:32.404
25	1:05.498	2:38.864	127	1:04.609	2:37.118	30	1:04.671	2:36.893
14	1:11.022	2:38.949	35	1:05.291	2:36.665	9	1:05.667	2:34.766
80	1:14.066	2:40.753	25	1:13.981	2:37.561	101	1:10.114	2:51.227
49	1:15.456	2:38.359	17	1 Lap	3:13.016	127	1:12.112	2:35.436
111	1 Lap	3:15.586	49	1:21.898	2:35.520	35	1:12.772	2:35.414
28	1:27.248	2:43.417	14	1:22.172	2:40.228	25	1:22.744	2:36.696
4	1:27.545	2:43.642	80	1:24.909	2:39.921	49	1:30.617	2:36.652
32	1:40.150	2:41.684	28	1:35.718	2:37.548	14	1:34.028	2:39.789
248	1:40.826	2:42.659	4	1:38.309	2:39.842	80	1:38.079	2:41.103
21	1:41.667	2:46.160	32	1:52.453	2:41.381	28	1:46.281	2:38.496
7	1:48.754	2:45.147	248	1:53.773	2:42.025	4	1:48.529	2:38.153
19	1:50.370	2:47.613	21	1:56.044	2:43.455	17	1 Lap	3:06.914
8	1:51.578	2:51.256	7	2:05.856	2:46.180	32	2:06.642	2:42.122
96	1:52.486	2:48.126	8	2:07.635	2:45.135	248	2:09.204	2:43.364
33	2:02.978	2:52.484	96	2:10.580	2:47.172	21	2:12.519	2:44.408
45	2:10.705	2:53.391	19	2:10.906	2:49.614	8	2:21.984	2:42.282
75	2:24.486	2:54.858	111	1 Lap	3:14.149	7	2:22.568	2:44.645
23	2:25.668	2:53.782	33	2:25.729	2:51.829	96	2:24.905	2:42.258
						19	2:29.735	2:46.762
						111	1 Lap	3:04.113
						33	2:48.659	2:50.863

Weather / Track : Sunny / Dry

Results can be found at www.tsl-timing.com

Page 2 of 2

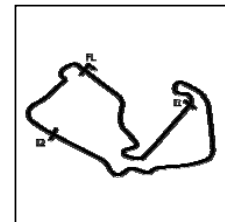
Silverstone GP
Circuit Length = 3.6604 miles
Start: 15:31 Flag 15:53 End: 15:56

Printed - 15:57 Saturday, 27 July 2019

Silverstone Classic

Gallet Trophy for Pre '66 Grand Prix Cars (HGPCA)

RACE 8 - SECTOR ANALYSIS



SECTOR 1 = FL to I1, SECTOR 2 = I1 to I2, SECTOR 3 = I2 to FL, DIFF = Difference To Personal Best Lap, P = Crossed Finish Line in Pit Lane, D = Time Disallowed

P1	10 7b	Will NUTHALL			Cooper T53		
IDEAL LAP TIME : 2:26.621		BEST LAP TIME : 2:26.953		DIFFERENCE : 0.332			

LAP	SECTOR 1		SECTOR 2		SECTOR 3		LAP TIME	MPH	DIFF	TIME OF DAY
1 -			39.8	1:04.356	38.7	3:56.173	55.79	1:29.220	15:35:40.814	
2 -	54.697	121.7	1:15.039	143.7	34.065	87.6	2:43.801	80.45	16.848	15:38:24.615
3 -	45.548	119.6	1:14.060	139.5	31.929	91.6	2:31.537	86.96	4.584	15:40:56.152
4 -	45.275	126.6	1:12.268	140.3	31.748	94.1	2:29.291	88.26	2.338	15:43:25.443
5 -	44.630	128.3	1:11.746	141.8	31.355	94.5	2:27.731 (2)	89.20	0.778	15:45:53.174
6 -	44.380	128.0	1:10.886	145.8	31.687	95.1	2:26.953 (1)	89.67		15:48:20.127
7 -	45.242	130.8	1:11.579	140.1	32.257	96.4	2:29.078	88.39	2.125	15:50:49.205
8 -	44.967	128.8	1:11.009	141.2	31.957	95.0	2:27.933 (3)	89.07	0.980	15:53:17.138

P2	18 7b	Sam WILSON			Lotus 18 372		
IDEAL LAP TIME : 2:25.859		BEST LAP TIME : 2:26.179		DIFFERENCE : 0.320			

LAP	SECTOR 1		SECTOR 2		SECTOR 3		LAP TIME	MPH	DIFF	TIME OF DAY
1 -			42.6	1:03.526	38.9	3:56.953	55.61	1:30.774	15:35:41.594	
2 -	55.604	123.1	1:16.028	140.6	32.801	93.2	2:44.433	80.14	18.254	15:38:26.027
3 -	46.485	133.4	1:13.429	143.0	31.675	93.4	2:31.589	86.93	5.410	15:40:57.616
4 -	45.590	131.5	1:13.017	146.8	31.917	94.1	2:30.524	87.54	4.345	15:43:28.140
5 -	45.742	135.0	1:11.734	142.4	31.246	93.4	2:28.722	88.60	2.543	15:45:56.862
6 -	45.460	135.0	1:11.039	140.1	31.720	92.4	2:28.219 (2)	88.90	2.040	15:48:25.081
7 -	45.381	132.3	1:10.989	139.5	31.937	93.2	2:28.307 (3)	88.85	2.128	15:50:53.388
8 -	44.650	130.3	1:09.963	138.6	31.566	92.6	2:26.179 (1)	90.14		15:53:19.567

P3	79 12	Michael GANS			Cooper T79		
IDEAL LAP TIME : 2:27.161		BEST LAP TIME : 2:27.448		DIFFERENCE : 0.287			

LAP	SECTOR 1		SECTOR 2		SECTOR 3		LAP TIME	MPH	DIFF	TIME OF DAY
1 -			37.7	1:02.873	39.2	3:57.342	55.52	1:29.894	15:35:41.983	
2 -	53.455	122.9	1:15.464	140.1	32.340	90.3	2:41.259	81.71	13.811	15:38:23.242
3 -	46.357	117.7	1:14.684	133.6	32.706	90.1	2:33.747	85.71	6.299	15:40:56.989
4 -	46.796	125.6	1:12.058	143.0	32.111	91.0	2:30.965	87.29	3.517	15:43:27.954
5 -	46.389	128.8	1:11.748	142.4	32.131	89.9	2:30.268	87.69	2.820	15:45:58.222
6 -	45.732	125.6	1:11.723	140.9	31.238	91.9	2:28.693 (3)	88.62	1.245	15:48:26.915
7 -	45.112	132.8	1:11.299	140.6	31.542	92.1	2:27.953 (2)	89.06	0.505	15:50:54.868
8 -	44.624	126.6	1:11.509	139.8	31.315	92.4	2:27.448 (1)	89.37		15:53:22.316

P4	1 7a	Miles GRIFFITHS			Lotus 16 368		
IDEAL LAP TIME : 2:26.597		BEST LAP TIME : 2:28.054		DIFFERENCE : 1.457			

LAP	SECTOR 1		SECTOR 2		SECTOR 3		LAP TIME	MPH	DIFF	TIME OF DAY
1 -			40.8	1:04.228	37.3	3:56.632	55.68	1:28.578	15:35:41.273	
2 -	53.544	127.8	1:14.431	139.2	32.545	88.4	2:40.520	82.09	12.466	15:38:21.793
3 -	45.681	132.3	1:13.097	138.9	32.052	90.4	2:30.830	87.36	2.776	15:40:52.623
4 -	45.195	133.1	1:14.527	139.8	31.974	91.9	2:31.696	86.86	3.642	15:43:24.319
5 -	44.819	131.0	1:11.734	140.6	31.554	93.7	2:28.107 (2)	88.97	0.053	15:45:52.426
6 -	44.770	133.9	1:11.041	139.2	32.243	96.4	2:28.054 (1)	89.00		15:48:20.480
7 -	53.490	135.2	1:10.470	141.5	32.102	93.2	2:36.062	84.43	8.008	15:50:56.542
8 -	44.664	133.4	1:12.629	140.9	31.463	94.5	2:28.756 (3)	88.58	0.702	15:53:25.298

Weather / Track : Sunny / Dry

Results can be found at www.tsl-timing.com

Page 1 of 10

Silverstone GP

Circuit Length = 3.6604 miles

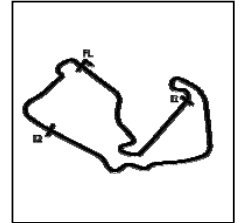
Start: 15:31 Flag 15:53 End: 15:56

Printed - 15:59 Saturday, 27 July 2019

Silverstone Classic

Gallet Trophy for Pre '66 Grand Prix Cars (HGPCA)

RACE 8 - SECTOR ANALYSIS



SECTOR 1 = FL to I1, SECTOR 2 = I1 to I2, SECTOR 3 = I2 to FL, DIFF = Difference To Personal Best Lap, P = Crossed Finish Line in Pit Lane, D = Time Disallowed

P5		22 12		Peter HORSMANN		Lotus 18/21				
IDEAL LAP TIME : 2:28.290		BEST LAP TIME : 2:28.452		DIFFERENCE : 0.162						
LAP	SECTOR 1		SECTOR 2		SECTOR 3		LAP TIME	MPH	DIFF	TIME OF DAY
1 -			37.5	1:03.400	36.3	3:57.714	55.43	1:29.262	15:35:42.355	
2 -	56.542	119.8	1:16.970	142.4	34.081	91.6	2:47.593	78.62	19.141	15:38:29.948
3 -	46.592	126.3	1:14.682	144.3	33.717	92.6	2:34.991	85.02	6.539	15:41:04.939
4 -	47.014	131.8	1:13.117	143.7	32.912	94.3	2:33.043	86.10	4.591	15:43:37.982
5 -	45.968	133.6	1:12.242	146.5	33.137	95.7	2:31.347	87.07	2.895	15:46:09.329
6 -	45.157	132.6	1:12.277	145.5	32.538	96.2	2:29.972 (3)	87.86	1.520	15:48:39.301
7 -	44.893	137.7	1:11.112	145.2	32.447	94.1	2:28.452 (1)	88.76		15:51:07.753
8 -	44.731	137.7	1:11.276	146.5	32.753	96.9	2:28.760 (2)	88.58	0.308	15:53:36.513

P6		11 12		Jon FAIRLEY		Brabham BT11/19				
IDEAL LAP TIME : 2:28.015		BEST LAP TIME : 2:29.253		DIFFERENCE : 1.238						
LAP	SECTOR 1		SECTOR 2		SECTOR 3		LAP TIME	MPH	DIFF	TIME OF DAY
1 -			40.2	1:04.339	38.5	3:56.107	55.81	1:26.854	15:35:40.748	
2 -	53.979	118.5	1:15.774	139.2	34.301	89.9	2:44.054	80.32	14.801	15:38:24.802
3 -	48.025	133.1	1:14.237	140.6	33.046	96.0	2:35.308	84.84	6.055	15:41:00.110
4 -	46.508	131.0	1:13.371	140.6	33.185	93.5	2:33.064	86.09	3.811	15:43:33.174
5 -	46.071	129.8	1:13.589	140.6	32.343	98.2	2:32.003	86.69	2.750	15:46:05.177
6 -	45.532	132.6	1:13.726	140.3	31.915	96.5	2:31.173 (3)	87.17	1.920	15:48:36.350
7 -	45.742	134.7	1:11.200	140.9	32.311	97.6	2:29.253 (1)	88.29		15:51:05.603
8 -	44.900	134.4	1:13.006	140.1	32.222	96.2	2:31.128 (2)	87.19	1.875	15:53:36.731

P7		3 12		Barry CANNELL		Brabham BT11A				
IDEAL LAP TIME : 2:27.459		BEST LAP TIME : 2:27.794		DIFFERENCE : 0.335						
LAP	SECTOR 1		SECTOR 2		SECTOR 3		LAP TIME	MPH	DIFF	TIME OF DAY
1 -			39.6	1:03.613	36.7	3:57.215	55.55	1:29.421	15:35:41.856	
2 -	56.351	120.2	1:16.585	135.5	34.128	84.0	2:47.064	78.87	19.270	15:38:28.920
3 -	47.340	128.5	1:14.847	140.6	34.188	91.8	2:36.375	84.27	8.581	15:41:05.295
4 -	47.861	132.3	1:12.704	139.8	32.820	92.3	2:33.385	85.91	5.591	15:43:38.680
5 -	45.645	129.8	1:13.705	142.7	32.280	93.8	2:31.630	86.90	3.836	15:46:10.310
6 -	46.366	133.1	1:11.705	144.9	31.881	96.6	2:29.952 (3)	87.88	2.158	15:48:40.262
7 -	44.940	134.7	1:11.199	144.9	31.655	93.8	2:27.794 (1)	89.16		15:51:08.056
8 -	44.605	134.4	1:11.883	143.7	33.192	91.4	2:29.680 (2)	88.03	1.886	15:53:37.736

P8		12 7b		Rudi FRIEDRICH		Cooper T53				
IDEAL LAP TIME : 2:30.775		BEST LAP TIME : 2:31.693		DIFFERENCE : 0.918						
LAP	SECTOR 1		SECTOR 2		SECTOR 3		LAP TIME	MPH	DIFF	TIME OF DAY
1 -			37.7	1:02.841	37.8	3:58.002	55.36	1:26.309	15:35:42.643	
2 -	53.866	121.5	1:15.444	139.2	33.530	89.0	2:42.840	80.92	11.147	15:38:25.483
3 -	47.593	125.2	1:14.629	137.7	33.744	92.5	2:35.966	84.49	4.273	15:41:01.449
4 -	46.619	124.7	1:13.817	140.9	33.612	93.7	2:34.048	85.54	2.355	15:43:35.497
5 -	46.313	120.9	1:13.574	140.1	32.845	94.7	2:32.732	86.28	1.039	15:46:08.229
6 -	45.728	124.7	1:13.477	144.9	32.558	95.1	2:31.763 (2)	86.83	0.070	15:48:39.992
7 -	46.143	125.6	1:12.489	141.2	33.061	95.5	2:31.693 (1)	86.87		15:51:11.685
8 -	45.794	125.9	1:13.270	141.2	32.732	90.4	2:31.796 (3)	86.81	0.103	15:53:43.481

Weather / Track : Sunny / Dry

Results can be found at www.tsl-timing.com

Page 2 of 10

Silverstone GP

Circuit Length = 3.6604 miles

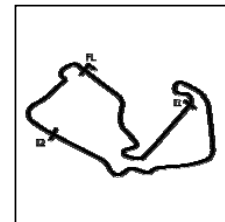
Start: 15:31 Flag 15:53 End: 15:56

Printed - 15:59 Saturday, 27 July 2019

Silverstone Classic

Gallet Trophy for Pre '66 Grand Prix Cars (HGPCA)

RACE 8 - SECTOR ANALYSIS



SECTOR 1 = FL to I1, SECTOR 2 = I1 to I2, SECTOR 3 = I2 to FL, DIFF = Difference To Personal Best Lap, P = Crossed Finish Line in Pit Lane, D = Time Disallowed

P9		94 12		Michael O'BRIEN		Brabham BT14				
IDEAL LAP TIME : 2:27.414		BEST LAP TIME : 2:27.414		DIFFERENCE : 0.000						
LAP	SECTOR 1	SECTOR 2	SECTOR 3	LAP TIME	MPH	DIFF	TIME OF DAY			
1 -		89.7	1:32.549	56.5	52.212	69.3	4:07.686	53.20	1:40.272	15:35:52.327
2 -	53.702	110.0	1:21.572	131.8	34.827	89.3	2:50.101	77.47	22.687	15:38:42.428
3 -	46.982	124.9	1:13.161	134.2	32.973	88.8	2:33.116	86.06	5.702	15:41:15.544
4 -	46.785	124.2	1:12.040	132.1	31.844	92.6	2:30.669	87.46	3.255	15:43:46.213
5 -	45.895	125.2	1:12.328	132.8	31.649	91.1	2:29.872 (3)	87.92	2.458	15:46:16.085
6 -	46.860	125.6	1:11.437	131.5	31.265	93.4	2:29.562 (2)	88.10	2.148	15:48:45.647
7 -	45.463	113.9	1:10.830	132.8	31.121	94.2	2:27.414 (1)	89.39		15:51:13.061
8 -	45.733	129.3	1:12.786	134.2	32.070	91.9	2:30.589	87.50	3.175	15:53:43.650

P10		13 11		Joseph COLASACCO		Ferrari 1512				
IDEAL LAP TIME : 2:29.333		BEST LAP TIME : 2:30.171		DIFFERENCE : 0.838						
LAP	SECTOR 1	SECTOR 2	SECTOR 3	LAP TIME	MPH	DIFF	TIME OF DAY			
1 -			43.3	1:04.178	39.1	3:56.624	55.69	1:26.453	15:35:41.265	
2 -	55.208	114.7	1:16.598	132.1	33.718	91.0	2:45.524	79.61	15.353	15:38:26.789
3 -	47.148	124.2	1:14.531	133.6	33.624	92.3	2:35.303	84.85	5.132	15:41:02.092
4 -	46.679	115.3	1:14.132	130.5	33.003	92.5	2:33.814	85.67	3.643	15:43:35.906
5 -	46.494	119.4	1:13.628	136.6	33.805	93.5	2:33.927	85.61	3.756	15:46:09.833
6 -	46.131	124.2	1:13.625	136.9	32.157	96.1	2:31.913 (2)	86.74	1.742	15:48:41.746
7 -	45.279	126.8	1:11.897	130.0	32.995	96.1	2:30.171 (1)	87.75		15:51:11.917
8 -	46.297	130.0	1:13.112	137.5	32.649	94.7	2:32.058 (3)	86.66	1.887	15:53:43.975

P11		69 7b		Benn TILLEY		Lotus 18 373				
IDEAL LAP TIME : 2:31.240		BEST LAP TIME : 2:31.417		DIFFERENCE : 0.177						
LAP	SECTOR 1	SECTOR 2	SECTOR 3	LAP TIME	MPH	DIFF	TIME OF DAY			
1 -			38.6	1:02.791	36.7	3:58.290	55.30	1:26.873	15:35:42.931	
2 -	56.776	114.5	1:17.895	129.5	34.032	88.5	2:48.703	78.11	17.286	15:38:31.634
3 -	49.218	118.5	1:15.545	130.8	33.790	88.4	2:38.553	83.11	7.136	15:41:10.187
4 -	47.110	118.5	1:13.900	132.6	33.151	90.5	2:34.161	85.48	2.744	15:43:44.348
5 -	46.474	119.1	1:13.544	133.9	32.983	92.0	2:33.001	86.12	1.584	15:46:17.349
6 -	46.614	108.7	1:13.622	131.3	32.597	91.6	2:32.833 (3)	86.22	1.416	15:48:50.182
7 -	45.942	119.1	1:13.171	131.8	32.577	92.1	2:31.690 (2)	86.87	0.273	15:51:21.872
8 -	45.808	115.5	1:13.348	131.5	32.261	91.3	2:31.417 (1)	87.02		15:53:53.289

P12		27 7a		Tony WOOD		Maserati Tec Mec				
IDEAL LAP TIME : 2:32.501		BEST LAP TIME : 2:32.919		DIFFERENCE : 0.418						
LAP	SECTOR 1	SECTOR 2	SECTOR 3	LAP TIME	MPH	DIFF	TIME OF DAY			
1 -			38.5	1:02.100	39.4	3:58.616	55.22	1:25.697	15:35:43.257	
2 -	54.017	120.2	1:16.515	137.7	34.238	90.4	2:44.770	79.97	11.851	15:38:28.027
3 -	47.398	124.7	1:15.243	137.7	33.981	90.3	2:36.622	84.13	3.703	15:41:04.649
4 -	48.714	121.1	1:14.455	138.0	33.506	89.0	2:36.675	84.10	3.756	15:43:41.324
5 -	46.816	128.5	1:14.137	138.9	32.951	91.3	2:33.904 (3)	85.62	0.985	15:46:15.228
6 -	48.434	118.7	1:14.680	137.7	34.436	86.0	2:37.550	83.64	4.631	15:48:52.778
7 -	46.309	130.0	1:14.015	137.5	32.777	91.9	2:33.101 (2)	86.07	0.182	15:51:25.879
8 -	46.727	129.0	1:13.478	137.7	32.714	91.8	2:32.919 (1)	86.17		15:53:58.798

Weather / Track : Sunny / Dry

Results can be found at www.tsl-timing.com

Page 3 of 10

Silverstone GP

Circuit Length = 3.6604 miles

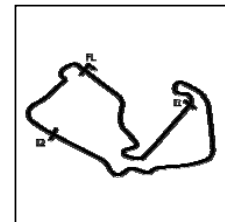
Start: 15:31 Flag 15:53 End: 15:56

Printed - 15:59 Saturday, 27 July 2019

Silverstone Classic

Gallet Trophy for Pre '66 Grand Prix Cars (HGPCA)

RACE 8 - SECTOR ANALYSIS



SECTOR 1 = FL to I1, SECTOR 2 = I1 to I2, SECTOR 3 = I2 to FL, DIFF = Difference To Personal Best Lap, P = Crossed Finish Line in Pit Lane, D = Time Disallowed

P13 133 11		Tim DE SILVA		Lotus 24 946				
IDEAL LAP TIME : 2:32.201		BEST LAP TIME : 2:32.404		DIFFERENCE : 0.203				
LAP	SECTOR 1	SECTOR 2	SECTOR 3	LAP TIME	MPH	DIFF	TIME OF DAY	
1 -		38.5	1:01.785	38.2	3:59.596	54.99	1:27.192	15:35:44.237
2 -	55.052 118.9	1:18.662 124.5	34.324 88.0	2:48.038	78.42	15.634	15:38:32.275	
3 -	48.948 119.4	1:16.668 125.9	33.098 90.9	2:38.714	83.02	6.310	15:41:10.989	
4 -	47.704 121.5	1:17.462 125.9	32.276 92.5	2:37.442	83.69	5.038	15:43:48.431	
5 -	46.741 119.8	1:15.413 125.4	33.681 90.5	2:35.835 (3)	84.56	3.431	15:46:24.266	
6 -	49.199 120.0	1:14.714 124.9	32.189 92.3	2:36.102	84.41	3.698	15:49:00.368	
7 -	46.777 119.4	1:14.885 124.7	31.982 92.8	2:33.644 (2)	85.76	1.240	15:51:34.012	
8 -	46.156 118.9	1:14.063 125.2	32.185 91.3	2:32.404 (1)	86.46		15:54:06.416	

P14 30 8		Julian BRONSON		Scarab Offenhauser				
IDEAL LAP TIME : 2:35.215		BEST LAP TIME : 2:35.675		DIFFERENCE : 0.460				
LAP	SECTOR 1	SECTOR 2	SECTOR 3	LAP TIME	MPH	DIFF	TIME OF DAY	
1 -		38.8	1:01.157	35.9	4:01.301	54.61	1:25.626	15:35:45.942
2 -	58.159 111.8	1:17.507 129.5	34.181 89.0	2:49.847	77.58	14.172	15:38:35.789	
3 -	49.308 110.3	1:16.891 126.6	35.356 84.8	2:41.555	81.56	5.880	15:41:17.344	
4 -	47.108 114.5	1:16.067 132.3	34.073 90.5	2:37.248	83.80	1.573	15:43:54.592	
5 -	46.815 121.5	1:15.324 133.1	34.690 85.2	2:36.829 (2)	84.02	1.154	15:46:31.421	
6 -	47.275 113.7	1:14.738 131.3	33.662 92.0	2:35.675 (1)	84.64		15:49:07.096	
7 -	47.486 123.8	1:16.031 132.1	34.303 91.1	2:37.820	83.49	2.145	15:51:44.916	
8 -	47.643 119.4	1:15.277 134.2	33.973 92.0	2:36.893 (3)	83.99	1.218	15:54:21.809	

P15 9 9		Mark DANIELL		Cooper T45				
IDEAL LAP TIME : 2:34.673		BEST LAP TIME : 2:34.766		DIFFERENCE : 0.093				
LAP	SECTOR 1	SECTOR 2	SECTOR 3	LAP TIME	MPH	DIFF	TIME OF DAY	
1 -		37.7	1:01.418	38.5	3:59.899	54.93	1:25.133	15:35:44.540
2 -	57.092 109.4	1:19.096 133.1	34.511 85.0	2:50.699	77.19	15.933	15:38:35.239	
3 -	49.151 107.7	1:17.100 134.2	34.316 84.6	2:40.567	82.07	5.801	15:41:15.806	
4 -	48.378 121.5	1:14.816 135.2	33.871 90.4	2:37.065	83.90	2.299	15:43:52.871	
5 -	47.496 126.1	1:14.867 133.4	34.556 86.1	2:36.919 (3)	83.97	2.153	15:46:29.790	
6 -	47.540 126.1	1:15.097 134.2	33.327 90.8	2:35.964 (2)	84.49	1.198	15:49:05.754	
7 -	54.027 119.1	1:15.083 134.7	33.175 91.9	2:42.285	81.20	7.519	15:51:48.039	
8 -	47.589 124.7	1:14.049 136.1	33.128 90.5	2:34.766 (1)	85.14		15:54:22.805	

P16 101 7b		Tom DARK		Cooper T51				
IDEAL LAP TIME : 2:31.066		BEST LAP TIME : 2:32.613		DIFFERENCE : 1.547				
LAP	SECTOR 1	SECTOR 2	SECTOR 3	LAP TIME	MPH	DIFF	TIME OF DAY	
1 -		37.6	1:02.191	37.6	3:58.571	55.23	1:25.958	15:35:43.212
2 -	57.839 120.2	1:18.818 135.8	35.135 82.1	2:51.792	76.70	19.179	15:38:35.004	
3 -	49.465 121.5	1:16.452 136.9	34.406 85.1	2:40.323	82.19	7.710	15:41:15.327	
4 -	47.687 128.8	1:14.464 140.6	33.381 88.8	2:35.532 (3)	84.72	2.919	15:43:50.859	
5 -	46.377 132.1	1:13.343 138.0	34.512 91.0	2:34.232 (2)	85.44	1.619	15:46:25.091	
6 -	46.402 131.3	1:13.216 138.9	32.995 87.1	2:32.613 (1)	86.34		15:48:57.704	
7 -	45.647 132.6	1:20.471 139.2	32.203 92.8	2:38.321	83.23	5.708	15:51:36.025	
8 -	1:03.207 121.1	1:15.232 138.0	32.788 88.5	2:51.227	76.96	18.614	15:54:27.252	

Weather / Track : Sunny / Dry

Results can be found at www.tsl-timing.com

Page 4 of 10

Silverstone GP

Circuit Length = 3.6604 miles

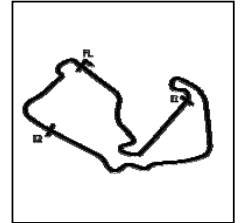
Start: 15:31 Flag 15:53 End: 15:56

Printed - 15:59 Saturday, 27 July 2019

Silverstone Classic

Gallet Trophy for Pre '66 Grand Prix Cars (HGPCA)

RACE 8 - SECTOR ANALYSIS



SECTOR 1 = FL to I1, SECTOR 2 = I1 to I2, SECTOR 3 = I2 to FL, DIFF = Difference To Personal Best Lap, P = Crossed Finish Line in Pit Lane, D = Time Disallowed

P17 127 9		Steve HART		Cooper T51						
IDEAL LAP TIME : 2:35.436		BEST LAP TIME : 2:35.436		DIFFERENCE : 0.000						
LAP	SECTOR 1		SECTOR 2		SECTOR 3		LAP TIME	MPH	DIFF	TIME OF DAY
1 -			39.0		1:00.450	38.4	4:00.271	54.84	1:24.835	15:35:44.912
2 -	59.967	116.7	1:20.681	132.8	35.824	80.3	2:56.472	74.67	21.036	15:38:41.384
3 -	49.159	127.3	1:17.205	134.4	34.354	86.0	2:40.718	81.99	5.282	15:41:22.102
4 -	48.388	125.6	1:16.066	134.7	34.321	84.0	2:38.775	82.99	3.339	15:44:00.877
5 -	47.780	127.0	1:15.678	133.9	34.285	86.4	2:37.743 (3)	83.53	2.307	15:46:38.620
6 -	48.726	122.0	1:15.735	134.7	33.615	90.5	2:38.076	83.36	2.640	15:49:16.696
7 -	47.211	126.8	1:16.212	135.2	33.695	91.5	2:37.118 (2)	83.87	1.682	15:51:53.814
8 -	46.989	127.3	1:15.237	134.4	33.210	91.9	2:35.436 (1)	84.77		15:54:29.250

P18 35 10		Richard TARLING		Assegai						
IDEAL LAP TIME : 2:35.078		BEST LAP TIME : 2:35.414		DIFFERENCE : 0.336						
LAP	SECTOR 1		SECTOR 2		SECTOR 3		LAP TIME	MPH	DIFF	TIME OF DAY
1 -			39.2		1:00.790	36.8	4:01.542	54.55	1:26.128	15:35:46.183
2 -	58.220	111.6	1:21.056	118.7	34.549	84.6	2:53.825	75.81	18.411	15:38:40.008
3 -	49.665	114.1	1:18.204	117.5	34.523	84.4	2:42.392	81.14	6.978	15:41:22.400
4 -	49.316	114.7	1:17.029	118.5	33.373	86.1	2:39.718	82.50	4.304	15:44:02.118
5 -	48.348	114.5	1:16.008	118.5	33.100	87.1	2:37.456 (3)	83.69	2.042	15:46:39.574
6 -	48.644	113.5	1:16.775	118.7	32.838	87.8	2:38.257	83.26	2.843	15:49:17.831
7 -	47.547	115.7	1:16.383	118.7	32.735	88.0	2:36.665 (2)	84.11	1.251	15:51:54.496
8 -	47.883	114.9	1:15.093	118.9	32.438	88.4	2:35.414 (1)	84.79		15:54:29.910

P19 25 6		Marino FRANCHITTI		Maserati 250F 2532						
IDEAL LAP TIME : 2:36.450		BEST LAP TIME : 2:36.696		DIFFERENCE : 0.246						
LAP	SECTOR 1		SECTOR 2		SECTOR 3		LAP TIME	MPH	DIFF	TIME OF DAY
1 -			66.8			40.5	4:01.968	54.46	1:25.272	15:35:46.609
2 -	58.954	100.9	1:22.407		36.450	79.1	2:57.811	74.11	21.115	15:38:44.420
3 -	51.309	113.7	1:18.699		34.939	86.5	2:44.947	79.89	8.251	15:41:29.367
4 -	48.359	118.9				87.4	2:39.134	82.80	2.438	15:44:08.501
5 -	47.692	125.9	1:16.420	131.3	34.148	89.3	2:38.260 (3)	83.26	1.564	15:46:46.761
6 -	47.768	124.2	1:17.174		33.922		2:38.864	82.95	2.168	15:49:25.625
7 -	47.473	126.8	1:15.853	129.0	34.235	89.8	2:37.561 (2)	83.63	0.865	15:52:03.186
8 -	47.378	120.9	1:15.150	132.6	34.168	89.5	2:36.696 (1)	84.09		15:54:39.882

P20 49 12		Andrew BEAUMONT		Lotus 18 915						
IDEAL LAP TIME : 2:34.233		BEST LAP TIME : 2:35.520		DIFFERENCE : 1.287						
LAP	SECTOR 1		SECTOR 2		SECTOR 3		LAP TIME	MPH	DIFF	TIME OF DAY
1 -			36.4		1:02.109	36.2	3:59.267	55.07	1:23.747	15:35:43.908
2 -	1:00.826	101.0	1:25.155	125.2	36.304	81.2	3:02.285	72.29	26.765	15:38:46.193
3 -	51.114	113.1	1:20.447	123.8	35.765	84.9	2:47.326	78.75	11.806	15:41:33.519
4 -	50.056	120.6	1:19.147	132.8	34.974	84.3	2:44.177	80.26	8.657	15:44:17.696
5 -	48.237	122.9	1:16.968	134.2	34.323	83.3	2:39.528	82.60	4.008	15:46:57.224
6 -	48.184	117.7	1:16.744	131.8	33.431	90.9	2:38.359 (3)	83.21	2.839	15:49:35.583
7 -	46.765	125.6	1:14.037	133.1	34.718	88.0	2:35.520 (1)	84.73		15:52:11.103
8 -	47.859	124.2	1:14.915	135.5	33.878	85.1	2:36.652 (2)	84.12	1.132	15:54:47.755

Weather / Track : Sunny / Dry

Results can be found at www.tsl-timing.com

Page 5 of 10

Silverstone GP

Circuit Length = 3.6604 miles

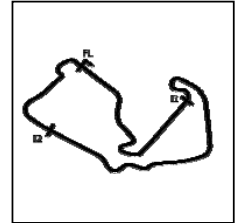
Start: 15:31 Flag 15:53 End: 15:56

Printed - 15:59 Saturday, 27 July 2019

Silverstone Classic

Gallet Trophy for Pre '66 Grand Prix Cars (HGPCA)

RACE 8 - SECTOR ANALYSIS



SECTOR 1 = FL to I1, SECTOR 2 = I1 to I2, SECTOR 3 = I2 to FL, DIFF = Difference To Personal Best Lap, P = Crossed Finish Line in Pit Lane, D = Time Disallowed

P21 14 11		Richard WILSON		Cooper T60						
IDEAL LAP TIME : 2:37.725		BEST LAP TIME : 2:38.949		DIFFERENCE : 1.224						
LAP	SECTOR 1		SECTOR 2		SECTOR 3		LAP TIME	MPH	DIFF	TIME OF DAY
1 -			36.8	1:01.290	39.0	3:59.711	54.97	1:20.762	15:35:44.352	
2 -	59.466	113.7	1:22.328	121.3	38.060	74.1	2:59.854	73.26	20.905	15:38:44.206
3 -	52.821	113.1	1:19.509	125.4	34.507	86.8	2:46.837	78.98	7.888	15:41:31.043
4 -	49.053	113.9	1:18.495	124.5	33.869	89.8	2:41.417	81.63	2.468	15:44:12.460
5 -	48.075	118.5	1:17.991	125.2	33.674	87.1	2:39.740 (2)	82.49	0.791	15:46:52.200
6 -	48.629	112.7	1:16.894	125.2	33.426	89.7	2:38.949 (1)	82.90		15:49:31.149
7 -	48.315	114.3	1:16.499	125.4	35.414	84.7	2:40.228	82.24	1.279	15:52:11.377
8 -	48.803	118.3	1:17.835	118.9	33.151	89.7	2:39.789 (3)	82.46	0.840	15:54:51.166

P22 80 10		Nick TAYLOR		Lotus 18 914						
IDEAL LAP TIME : 2:39.833		BEST LAP TIME : 2:39.921		DIFFERENCE : 0.088						
LAP	SECTOR 1		SECTOR 2		SECTOR 3		LAP TIME	MPH	DIFF	TIME OF DAY
1 -			37.6	1:00.479	39.0	4:00.879	54.70	1:20.958	15:35:45.520	
2 -	57.925	107.3	1:24.084	124.2	36.347	78.4	2:58.356	73.88	18.435	15:38:43.876
3 -	51.420	115.7	1:20.257	125.4	34.532	84.2	2:46.209	79.28	6.288	15:41:30.085
4 -	48.780	114.5	1:18.299	124.5	34.015	86.0	2:41.094 (3)	81.80	1.173	15:44:11.179
5 -	48.552	119.8	1:19.260	122.9	34.449	85.0	2:42.261	81.21	2.340	15:46:53.440
6 -	48.341	117.9	1:18.591	123.3	33.821	87.8	2:40.753 (2)	81.97	0.832	15:49:34.193
7 -	48.321	116.1	1:17.827	124.9	33.773	87.4	2:39.921 (1)	82.40		15:52:14.114
8 -	49.011	120.4	1:18.407	124.7	33.685	86.7	2:41.103	81.79	1.182	15:54:55.217

P23 28 8		Eddie MCGUIRE		Scarab Offenhauser						
IDEAL LAP TIME : 2:37.438		BEST LAP TIME : 2:37.548		DIFFERENCE : 0.110						
LAP	SECTOR 1		SECTOR 2		SECTOR 3		LAP TIME	MPH	DIFF	TIME OF DAY
1 -			36.3	1:01.371	38.9	3:59.049	55.12	1:21.501	15:35:43.690	
2 -	59.261	109.2	1:20.921	134.2	35.634	78.3	2:55.816	74.95	18.268	15:38:39.506
3 -	57.046	113.5	1:19.808	132.8	36.820	78.1	2:53.674	75.87	16.126	15:41:33.180
4 -	51.403	120.6	1:18.999	136.9	36.228	77.6	2:46.630	79.08	9.082	15:44:19.810
5 -	50.796	127.8	1:17.968	135.5	35.384	80.0	2:44.148	80.27	6.600	15:47:03.958
6 -	50.887	123.3	1:18.183	136.1	34.347	83.9	2:43.417 (3)	80.63	5.869	15:49:47.375
7 -	48.037	128.5	1:15.444	136.3	34.067	86.7	2:37.548 (1)	83.64		15:52:24.923
8 -	47.927	128.0	1:16.401	135.5	34.168	87.8	2:38.496 (2)	83.14	0.948	15:55:03.419

P24 4 10		Greg THORNTON		LDS 03						
IDEAL LAP TIME : 2:37.830		BEST LAP TIME : 2:38.153		DIFFERENCE : 0.323						
LAP	SECTOR 1		SECTOR 2		SECTOR 3		LAP TIME	MPH	DIFF	TIME OF DAY
1 -			1:44.755	38.2	1:00.529	39.3	4:01.494	54.56	1:23.341	15:35:46.135
2 -	1:00.013	97.2	1:25.119	115.3	37.076	79.8	3:02.208	72.32	24.055	15:38:48.343
3 -	51.401	112.7	1:21.307	118.9	34.898	83.5	2:47.606	78.62	9.453	15:41:35.949
4 -	50.693	112.5	1:18.062	119.6	35.168	80.7	2:43.923	80.39	5.770	15:44:19.872
5 -	50.739	113.1	1:18.530	117.7	34.889	80.7	2:44.158	80.27	6.005	15:47:04.030
6 -	51.138	111.1	1:18.928	117.3	33.576	85.9	2:43.642 (3)	80.52	5.489	15:49:47.672
7 -	48.780	116.1	1:16.291	115.3	34.771	85.8	2:39.842 (2)	82.44	1.689	15:52:27.514
8 -	48.689	113.3	1:16.614	116.7	32.850	85.0	2:38.153 (1)	83.32		15:55:05.667

Weather / Track : Sunny / Dry

Results can be found at www.tsl-timing.com

Page 6 of 10

Silverstone GP

Circuit Length = 3.6604 miles

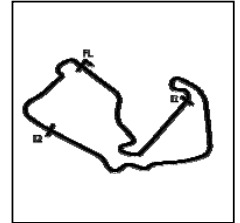
Start: 15:31 Flag 15:53 End: 15:56

Printed - 15:59 Saturday, 27 July 2019

Silverstone Classic

Gallet Trophy for Pre '66 Grand Prix Cars (HGPCA)

RACE 8 - SECTOR ANALYSIS



SECTOR 1 = FL to I1, SECTOR 2 = I1 to I2, SECTOR 3 = I2 to FL, DIFF = Difference To Personal Best Lap, P = Crossed Finish Line in Pit Lane, D = Time Disallowed

P25 32 10		Bernardo HARTOGS		Lotus 18/21 916						
IDEAL LAP TIME : 2:40.953		BEST LAP TIME : 2:41.381		DIFFERENCE : 0.428						
LAP	SECTOR 1	SECTOR 2	SECTOR 3	LAP TIME	MPH	DIFF	TIME OF DAY			
1 -	82.6	1:31.403	76.6	50.421	56.1	4:05.297	53.72	1:23.916	15:35:49.938	
2 -	58.737	95.8	1:25.539	118.1	44.980	80.5	3:09.256	69.62	27.875	15:38:59.194
3 -	51.225	107.7	1:19.976	110.9	37.102	77.5	2:48.303	78.29	6.922	15:41:47.497
4 -	50.201	115.1	1:19.558	124.9	34.601	88.1	2:44.360	80.17	2.979	15:44:31.857
5 -	49.344	118.1	1:22.387	125.6	35.005	88.0	2:46.736	79.03	5.355	15:47:18.593
6 -	48.986	115.9	1:18.515	124.7	34.183	86.4	2:41.684 (2)	81.50	0.303	15:50:00.277
7 -	49.068	114.3	1:18.221	124.2	34.092	86.5	2:41.381 (1)	81.65		15:52:41.658
8 -	49.400	112.4	1:17.875	120.0	34.847	77.9	2:42.122 (3)	81.28	0.741	15:55:23.780

P26 248 6		Klaus LEHR		Maserati 250F CM5						
IDEAL LAP TIME : 2:41.239		BEST LAP TIME : 2:42.025		DIFFERENCE : 0.786						
LAP	SECTOR 1	SECTOR 2	SECTOR 3	LAP TIME	MPH	DIFF	TIME OF DAY			
1 -	71.6	1:44.463	39.0	59.450	45.5	4:04.026	54.00	1:22.001	15:35:48.667	
2 -	58.773	111.1	1:23.489	126.6	35.824	81.3	2:58.086	73.99	16.061	15:38:46.753
3 -	51.582	118.1	1:21.875	129.3	35.426	85.7	2:48.883	78.02	6.858	15:41:35.636
4 -	1:00.134	109.2	1:20.483	127.0	36.265	85.3	2:56.882	74.50	14.857	15:44:32.518
5 -	50.127	113.5	1:20.727	127.0	34.922	85.4	2:45.776	79.49	3.751	15:47:18.294
6 -	48.977	121.5	1:18.254	129.8	35.428	82.0	2:42.659 (2)	81.01	0.634	15:50:00.953
7 -	49.672	119.4	1:18.345	131.0	34.008	89.3	2:42.025 (1)	81.33		15:52:42.978
8 -	48.982	120.0	1:19.860	129.3	34.522	80.8	2:43.364 (3)	80.66	1.339	15:55:26.342

P27 21 5		Ian NUTHALL		Alta F2						
IDEAL LAP TIME : 2:43.455		BEST LAP TIME : 2:43.455		DIFFERENCE : 0.000						
LAP	SECTOR 1	SECTOR 2	SECTOR 3	LAP TIME	MPH	DIFF	TIME OF DAY			
1 -	79.7	1:42.978	39.7	59.021	47.7	4:04.487	53.89	1:21.032	15:35:49.128	
2 -	58.648	107.3	1:26.090	118.3	37.451	79.8	3:02.189	72.33	18.734	15:38:51.317
3 -	52.473	106.8	1:22.076	118.9	36.428	80.3	2:50.977	77.07	7.522	15:41:42.294
4 -	51.885	112.7	1:19.786	120.4	35.109	83.5	2:46.780	79.01	3.325	15:44:29.074
5 -	50.280	112.9	1:20.745	118.9	35.535	83.9	2:46.560	79.11	3.105	15:47:15.634
6 -	50.566	112.5	1:20.916	121.3	34.678	85.3	2:46.160 (3)	79.30	2.705	15:50:01.794
7 -	49.883	113.7	1:19.442	120.9	34.130	83.2	2:43.455 (1)	80.62		15:52:45.249
8 -	49.990	112.4	1:19.593	119.8	34.825	82.7	2:44.408 (2)	80.15	0.953	15:55:29.657

P28 8 9		Tony DITHERIDGE		Cooper T45						
IDEAL LAP TIME : 2:42.085		BEST LAP TIME : 2:42.282		DIFFERENCE : 0.197						
LAP	SECTOR 1	SECTOR 2	SECTOR 3	LAP TIME	MPH	DIFF	TIME OF DAY			
1 -	64.5	1:43.078	40.5	1:00.164	42.1	4:02.611	54.31	1:20.329	15:35:47.252	
2 -	58.434	108.5	1:25.230	115.7	37.102	79.5	3:00.766	72.89	18.484	15:38:48.018
3 -	52.781	118.5	1:24.333	126.1	36.905	81.0	2:54.019	75.72	11.737	15:41:42.037
4 -	52.600	109.1	1:20.907	125.4	36.044	80.8	2:49.551	77.72	7.269	15:44:31.588
5 -	51.180	111.2	1:20.995	127.0	36.686	82.2	2:48.861 (3)	78.03	6.579	15:47:20.449
6 -	50.355	119.6	1:25.719	117.1	35.182	82.4	2:51.256	76.94	8.974	15:50:11.705
7 -	49.386	116.1	1:19.889	126.6	35.860	86.1	2:45.135 (2)	79.80	2.853	15:52:56.840
8 -	48.921	118.5	1:17.982	132.1	35.379	84.3	2:42.282 (1)	81.20		15:55:39.122

Weather / Track : Sunny / Dry

Results can be found at www.tsl-timing.com

Page 7 of 10

Silverstone GP

Circuit Length = 3.6604 miles

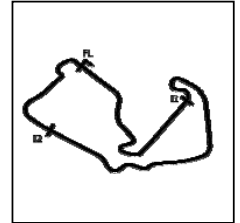
Start: 15:31 Flag 15:53 End: 15:56

Printed - 15:59 Saturday, 27 July 2019

Silverstone Classic

Gallet Trophy for Pre '66 Grand Prix Cars (HGPCA)

RACE 8 - SECTOR ANALYSIS



SECTOR 1 = FL to I1, SECTOR 2 = I1 to I2, SECTOR 3 = I2 to FL, DIFF = Difference To Personal Best Lap, P = Crossed Finish Line in Pit Lane, D = Time Disallowed

P29		7 12		Nick TOPLISS		Cooper T53 Lowline				
IDEAL LAP TIME : 2:43.538		BEST LAP TIME : 2:44.645		DIFFERENCE : 1.107						
LAP	SECTOR 1	SECTOR 2	SECTOR 3	LAP TIME	MPH	DIFF	TIME OF DAY			
1 -	92.5	1:41.803	45.8	59.343	49.1	4:03.781	54.05	1:19.136	15:35:48.422	
2 -	1:00.026	100.3	1:27.180	113.3	37.662	77.2	3:04.868	71.28	20.223	15:38:53.290
3 -	51.665	109.8	1:22.815	110.0	38.608	78.0	2:53.088	76.13	8.443	15:41:46.378
4 -	50.971	116.7	1:22.196	115.3	36.397	79.9	2:49.564	77.71	4.919	15:44:35.942
5 -	51.160	116.9	1:20.538	127.3	36.094	81.4	2:47.792	78.53	3.147	15:47:23.734
6 -	49.922	119.1	1:19.695	129.3	35.530	81.8	2:45.147 (2)	79.79	0.502	15:50:08.881
7 -	49.620	119.6	1:20.884	124.0	35.676	81.7	2:46.180 (3)	79.29	1.535	15:52:55.061
8 -	49.883	120.9	1:18.388	128.0	36.374	83.2	2:44.645 (1)	80.03		15:55:39.706

P30		96 11		Harindra DE SILVA		Scirocco BRM				
IDEAL LAP TIME : 2:42.083		BEST LAP TIME : 2:42.258		DIFFERENCE : 0.175						
LAP	SECTOR 1	SECTOR 2	SECTOR 3	LAP TIME	MPH	DIFF	TIME OF DAY			
1 -	70.6	1:44.841	37.3	59.723	41.6	4:02.768	54.28	1:20.510	15:35:47.409	
2 -	59.228	101.6	1:27.469	112.0	38.477	72.7	3:05.174	71.16	22.916	15:38:52.583
3 -	53.178	112.9	1:22.589	123.8	38.548	78.3	2:54.315	75.59	12.057	15:41:46.898
4 -	51.688	116.7	1:21.609	128.0	36.234	83.9	2:49.531	77.73	7.273	15:44:36.429
5 -	50.979	117.9	1:20.920	128.5	36.159	84.8	2:48.058 (3)	78.41	5.800	15:47:24.487
6 -	49.888	101.6	1:22.428	124.0	35.810	82.5	2:48.126	78.38	5.868	15:50:12.613
7 -	49.196	112.9	1:20.086	127.3	37.890	80.5	2:47.172 (2)	78.82	4.914	15:52:59.785
8 -	49.371	120.0	1:18.216	126.8	34.671	87.9	2:42.258 (1)	81.21		15:55:42.043

P31		19 5		Paul GRANT		Cooper Bristol Mk2 3/53				
IDEAL LAP TIME : 2:46.371		BEST LAP TIME : 2:46.762		DIFFERENCE : 0.391						
LAP	SECTOR 1	SECTOR 2	SECTOR 3	LAP TIME	MPH	DIFF	TIME OF DAY			
1 -	92.4	1:41.078	39.8	58.850	45.2	4:04.940	53.80	1:18.178	15:35:49.581	
2 -	59.629	105.0	1:24.498	114.7	37.345	77.1	3:01.472	72.61	14.710	15:38:51.053
3 -	53.063	103.5	1:23.424	115.9	36.938	79.7	2:53.425	75.98	6.663	15:41:44.478
4 -	52.085	108.9	1:22.135	118.3	36.097	78.7	2:50.317	77.37	3.555	15:44:34.795
5 -	51.204	108.0	1:21.544	115.9	35.341	78.3	2:48.089 (3)	78.39	1.327	15:47:22.884
6 -	51.140	108.5	1:21.079	115.7	35.394	76.9	2:47.613 (2)	78.62	0.851	15:50:10.497
7 -	50.725	109.6	1:20.729	117.1	38.160	75.6	2:49.614	77.69	2.852	15:53:00.111
8 -	50.729	110.1	1:20.305	115.9	35.728	80.4	2:46.762 (1)	79.02		15:55:46.873

P32		33 5		Chris PHILIPS		Cooper Bristol Mk2 6/53				
IDEAL LAP TIME : 2:50.300		BEST LAP TIME : 2:50.863		DIFFERENCE : 0.563						
LAP	SECTOR 1	SECTOR 2	SECTOR 3	LAP TIME	MPH	DIFF	TIME OF DAY			
1 -	86.2	1:35.811	61.4	55.152	49.5	4:04.968	53.79	1:14.105	15:35:49.609	
2 -	1:00.170	102.9	1:26.582	117.7	37.296	79.2	3:04.048	71.59	13.185	15:38:53.657
3 -	52.886	108.2	1:22.973	113.9	37.866	76.4	2:53.725	75.85	2.862	15:41:47.382
4 -	52.590	104.2	1:23.088	119.4	36.038	80.8	2:51.716 (3)	76.74	0.853	15:44:39.098
5 -	51.788	109.4	1:23.656	118.7	36.079	81.6	2:51.523 (2)	76.82	0.660	15:47:30.621
6 -	52.021	109.1	1:23.586	117.9	36.877	77.5	2:52.484	76.40	1.621	15:50:23.105
7 -	52.430	107.7	1:22.972	117.5	36.427	78.9	2:51.829	76.69	0.966	15:53:14.934
8 -	51.385	104.8	1:22.877	117.7	36.601	79.7	2:50.863 (1)	77.12		15:56:05.797

P33		45 9		Tania PILKINGTON		Cooper T43				
IDEAL LAP TIME : 2:51.988		BEST LAP TIME : 2:52.370		DIFFERENCE : 0.382						
LAP	SECTOR 1	SECTOR 2	SECTOR 3	LAP TIME	MPH	DIFF	TIME OF DAY			
1 -	88.1	1:36.447	54.0	54.074	52.3	4:05.671	53.63	1:13.301	15:35:50.312	
2 -	1:00.353	97.5	1:26.955	116.9	37.664	80.1	3:04.972	71.24	12.602	15:38:55.284
3 -	53.492	110.0	1:24.093	118.7	37.095	80.0	2:54.680	75.43	2.310	15:41:49.964
4 -	52.862	110.5	1:24.604	118.3	36.807	80.7	2:54.273	75.61	1.903	15:44:44.237
5 -	52.886	111.1	1:23.608	118.7	36.710	81.6	2:53.204 (2)	76.08	0.834	15:47:37.441
6 -	52.399	110.9	1:23.933	117.3	37.059	80.3	2:53.391 (3)	76.00	1.021	15:50:30.832
7 -	52.781	108.7	1:22.970	119.4	36.619	78.3	2:52.370 (1)	76.45		15:53:23.202

Weather / Track : Sunny / Dry

Results can be found at www.tsl-timing.com

Page 8 of 10

Silverstone GP

Circuit Length = 3.6604 miles

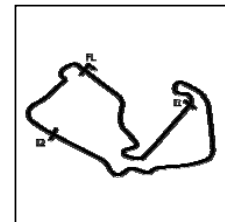
Start: 15:31 Flag 15:53 End: 15:56

Printed - 15:59 Saturday, 27 July 2019

Silverstone Classic

Gallet Trophy for Pre '66 Grand Prix Cars (HGPCA)

RACE 8 - SECTOR ANALYSIS



SECTOR 1 = FL to I1, SECTOR 2 = I1 to I2, SECTOR 3 = I2 to FL, DIFF = Difference To Personal Best Lap, P = Crossed Finish Line in Pit Lane, D = Time Disallowed

P34	75 5	Niamh WOOD				Cooper Bristol Mk1 8/52		
IDEAL LAP TIME : 2:53.087		BEST LAP TIME : 2:53.904		DIFFERENCE : 0.817				

LAP	SECTOR 1	SECTOR 2	SECTOR 3	LAP TIME	MPH	DIFF	TIME OF DAY			
1 -		100.4	1:34.212	61.0	52.545	68.1	4:07.463	53.25	1:13.559	15:35:52.104
2 -	59.367	97.6	1:28.383	109.2	41.031	67.9	3:08.781	69.80	14.877	15:39:00.885
3 -	56.139	102.7	1:25.643	115.5	38.061	79.9	2:59.843	73.27	5.939	15:42:00.728
4 -	53.336	110.1	1:23.727	118.1	38.060	76.0	2:55.123 (3)	75.24	1.219	15:44:55.851
5 -	54.002	107.8	1:23.395	118.7	36.507	75.3	2:53.904 (1)	75.77		15:47:49.755
6 -	53.611	108.0	1:23.888	115.3	37.359	73.7	2:54.858 (2)	75.36	0.954	15:50:44.613
7 -	53.667	107.3	1:23.244	117.3	38.710	73.3	2:55.621	75.03	1.717	15:53:40.234

P35	23 5	Barry WOOD				Cooper Bristol Mk1 6/52		
IDEAL LAP TIME : 2:53.030		BEST LAP TIME : 2:53.782		DIFFERENCE : 0.752				

LAP	SECTOR 1	SECTOR 2	SECTOR 3	LAP TIME	MPH	DIFF	TIME OF DAY			
1 -		79.8	1:31.325	70.7	51.652	58.8	4:07.327	53.28	1:13.545	15:35:51.968
2 -	1:00.187	94.3	1:28.783	111.6	40.109	72.3	3:09.079	69.69	15.297	15:39:01.047
3 -	55.428	104.0	1:25.498	116.3	37.843	78.3	2:58.769	73.71	4.987	15:41:59.816
4 -	53.197	106.8	1:24.504	115.3	37.838	77.6	2:55.539 (3)	75.07	1.757	15:44:55.355
5 -	53.732	110.1	1:23.912	116.5	39.014	77.0	2:56.658	74.59	2.876	15:47:52.013
6 -	52.839	110.3	1:24.120	111.1	36.823	78.3	2:53.782 (1)	75.82		15:50:45.795
7 -	53.579	106.1	1:23.368	118.1	38.001	77.1	2:54.948 (2)	75.32	1.166	15:53:40.743

P36	15 7b	Thomas MATZELBERGER				Cooper T45/51		
IDEAL LAP TIME : 2:50.157		BEST LAP TIME : 2:51.209		DIFFERENCE : 1.052				

LAP	SECTOR 1	SECTOR 2	SECTOR 3	LAP TIME	MPH	DIFF	TIME OF DAY			
1 -		73.8	1:44.360	39.1	1:00.075	40.2	4:03.639	54.08	1:12.430	15:35:48.280
2 -	1:02.028	99.8	1:29.346	118.9	51.465	62.5	3:22.839	64.96	31.630	15:39:11.119
3 -	54.386	106.1	1:26.698	113.5	38.948	73.5	3:00.032	73.19	8.823	15:42:11.151
4 -	52.775	106.8	1:24.314	120.6	37.513	79.6	2:54.602	75.47	3.393	15:45:05.753
5 -	51.063	111.6	1:24.454	107.2	38.607	71.7	2:54.124 (3)	75.68	2.915	15:47:59.877
6 -	51.723	113.1	1:23.086	118.7	36.400	84.6	2:51.209 (1)	76.96		15:50:51.086
7 -	52.727	110.3	1:23.424	116.5	36.008	82.7	2:52.159 (2)	76.54	0.950	15:53:43.245

P37	24 7b	Ingo STROLZ				Cooper T51		
IDEAL LAP TIME : 2:53.246		BEST LAP TIME : 2:53.685		DIFFERENCE : 0.439				

LAP	SECTOR 1	SECTOR 2	SECTOR 3	LAP TIME	MPH	DIFF	TIME OF DAY			
1 -		91.3	1:35.941	56.4	54.377	67.0	4:06.406	53.47	1:12.721	15:35:51.047
2 -	1:00.419	85.3	1:32.084	112.7	40.626	69.5	3:13.129	68.23	19.444	15:39:04.176
3 -	54.099	111.6	1:26.402	118.7	39.316	75.4	2:59.817	73.28	6.132	15:42:03.993
4 -	54.147	119.4	1:26.268	119.6	39.216	76.4	2:59.631	73.36	5.946	15:45:03.624
5 -	52.305	121.5	1:24.783	121.1	38.916	72.5	2:56.004 (2)	74.87	2.319	15:47:59.628
6 -	51.352	115.3	1:24.430	109.1	40.931	80.3	2:56.713 (3)	74.57	3.028	15:50:56.341
7 -	51.652	124.9	1:24.569	120.0	37.464	79.7	2:53.685 (1)	75.87		15:53:50.026

P38	132 12	Larry KINCH				Lotus 32 Tasman		
IDEAL LAP TIME : 2:53.528		BEST LAP TIME : 2:54.812		DIFFERENCE : 1.284				

LAP	SECTOR 1	SECTOR 2	SECTOR 3	LAP TIME	MPH	DIFF	TIME OF DAY			
1 -		96.4	1:36.460	55.9	55.696	55.9	4:04.576	53.88	1:09.764	15:35:49.217
2 -	1:00.721	93.5	1:29.271	116.7	51.535	65.5	3:21.527	65.38	26.715	15:39:10.744
3 -	54.245	101.0	1:28.764	119.1	38.909	72.7	3:01.918	72.43	7.106	15:42:12.662
4 -	52.318	111.1	1:24.740	129.8	38.307	75.4	2:55.365 (2)	75.14	0.553	15:45:08.027
5 -	51.431	117.5	1:34.413	122.9	37.450	74.3	3:03.294	71.89	8.482	15:48:11.321
6 -	52.187	114.9	1:26.727	121.1	39.091	76.6	2:58.005 (3)	74.03	3.193	15:51:09.326
7 -	52.715	114.3	1:24.709	119.6	37.388	79.9	2:54.812 (1)	75.38		15:54:04.138

Weather / Track : Sunny / Dry

Results can be found at www.tsl-timing.com

Page 9 of 10

Silverstone GP

Circuit Length = 3.6604 miles

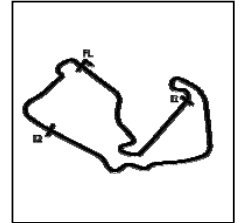
Start: 15:31 Flag 15:53 End: 15:56

Printed - 15:59 Saturday, 27 July 2019

Silverstone Classic

Gallet Trophy for Pre '66 Grand Prix Cars (HGPCA)

RACE 8 - SECTOR ANALYSIS



SECTOR 1 = FL to I1, SECTOR 2 = I1 to I2, SECTOR 3 = I2 to FL, DIFF = Difference To Personal Best Lap, P = Crossed Finish Line in Pit Lane, D = Time Disallowed

P39 17 6		Arnout KOK			Netuar Peugeot					
IDEAL LAP TIME : 3:00.609		BEST LAP TIME : 3:04.849			DIFFERENCE : 4.240					
LAP	SECTOR 1	SECTOR 2		SECTOR 3	LAP TIME	MPH	DIFF	TIME OF DAY		
1 -		81.0	1:40.385	91.0	44.304	61.0	4:40.459	46.98	1:35.610	15:36:25.100
2 -	1:00.291	95.8	1:28.907	101.6	38.248	73.2	3:07.446	70.30	2.597	15:39:32.546
3 -	55.639	97.1	1:28.314	101.8	40.896	60.9	3:04.849 (1)	71.28		15:42:37.395
4 -	1:00.374	93.8	1:27.447	103.2	37.523	76.0	3:05.344 (2)	71.09	0.495	15:45:42.739
5 -	55.874	96.4	1:35.220	96.2	42.398	74.4	3:13.492	68.10	8.643	15:48:56.231
6 -	59.637	89.7	1:34.211	100.9	39.168	66.4	3:13.016	68.27	8.167	15:52:09.247
7 -	58.329	98.2	1:30.554	100.4	38.031	73.8	3:06.914 (3)	70.50	2.065	15:55:16.161

P40 111 6		Helmut GASSMANN			Connaught B4					
IDEAL LAP TIME : 3:04.113		BEST LAP TIME : 3:04.113			DIFFERENCE : 0.000					
LAP	SECTOR 1	SECTOR 2		SECTOR 3	LAP TIME	MPH	DIFF	TIME OF DAY		
1 -		76.2	1:40.648	88.6	44.599	68.1	4:39.971	47.06	1:35.858	15:36:24.612
2 -	1:01.132	86.8	1:35.723	92.8	44.341	68.4	3:21.196	65.49	17.083	15:39:45.808
3 -	1:01.855	93.7	1:37.360	98.3	42.846	73.3	3:22.061	65.21	17.948	15:43:07.869
4 -	59.695	91.4	1:40.997	104.8	42.927	67.7	3:23.619	64.71	19.506	15:46:31.488
5 -	59.709	95.7	1:34.585	104.0	41.292	74.8	3:15.586 (3)	67.37	11.473	15:49:47.074
6 -	59.239	100.1	1:33.751	106.8	41.159	77.3	3:14.149 (2)	67.87	10.036	15:53:01.223
7 -	55.433	106.5	1:29.755	113.1	38.925	77.8	3:04.113 (1)	71.57		15:56:05.336

P41 66 11		Sid HOOLE			Cooper T66 F1					
IDEAL LAP TIME : 2:53.254		BEST LAP TIME : 3:00.663			DIFFERENCE : 7.409					
LAP	SECTOR 1	SECTOR 2		SECTOR 3	LAP TIME	MPH	DIFF	TIME OF DAY		
1 -			38.5	1:00.957	37.5	4:00.503 (2)	54.79	59.840	15:35:45.144	
2 -	58.726	111.4	1:24.084	119.6	37.853	75.1	3:00.663 (1)	72.94		15:38:45.807
3 -	51.317	107.8	1:29.795	100.0	IN PIT		3:02.834 P	72.07	2.171	15:41:48.641

P42 51 9		Rod JOLLEY			Cooper T43/51					
IDEAL LAP TIME : 3:24.025		BEST LAP TIME : 4:01.879			DIFFERENCE : 37.854					
LAP	SECTOR 1	SECTOR 2		SECTOR 3	LAP TIME	MPH	DIFF	TIME OF DAY		
1 -		70.0	1:44.343	39.0	1:00.183	41.4	4:01.879 (1)	54.48		15:35:46.520
2 -	59.506	100.9	1:24.336	90.8	IN PIT		3:05.419 P	71.07		15:38:51.939

P43 60 7c		Elliott HANN			Cooper T41					
IDEAL LAP TIME : 3:13.468		BEST LAP TIME : 3:13.468			DIFFERENCE : 0.000					
LAP	SECTOR 1	SECTOR 2		SECTOR 3	LAP TIME	MPH	DIFF	TIME OF DAY		
1 -		91.6	1:36.176	61.7	53.088	63.1	4:06.904 (2)	53.37	53.436	15:35:51.545
2 -	1:00.910	90.4	1:28.967	110.9	43.591	36.6	3:13.468 (1)	68.11		15:39:05.013

Weather / Track : Sunny / Dry

Results can be found at www.tsl-timing.com

Page 10 of 10

Silverstone GP

Circuit Length = 3.6604 miles

Start: 15:31 Flag 15:53 End: 15:56

Printed - 15:59 Saturday, 27 July 2019

Silverstone Classic

Gallet Trophy for Pre '66 Grand Prix Cars (HGPCA)

RACE 8 - BEST SECTORS

SECTOR 1				SECTOR 2				SECTOR 3				IDEAL / BEST COMPARISON			
POS	NO	NAME	TIME	NO	NAME	TIME	NO	NAME	TIME	POS	NO	NAME	IDEAL	BEST	DIFF
												PERFECT LAP	2:25.464		
1	10	NUTHALL	44.380	18	WILSON	1:09.963	94	O'BRIEN	31.121	1	18	WILSON	2:25.859	2:26.179	0.320
2	3	CANNELL	44.605	1	GRIFFITHS	1:10.470	79	GANS	31.238	2	1	GRIFFITHS	2:26.597	2:28.054	1.457
3	79	GANS	44.624	94	O'BRIEN	1:10.830	18	WILSON	31.246	3	10	NUTHALL	2:26.621	2:26.953	0.332
4	18	WILSON	44.650	10	NUTHALL	1:10.886	10	NUTHALL	31.355	4	79	GANS	2:27.161	2:27.448	0.287
5	1	GRIFFITHS	44.664	22	HORSMANN	1:11.112	1	GRIFFITHS	31.463	5	94	O'BRIEN	2:27.414	2:27.414	0.000
6	22	HORSMANN	44.731	3	CANNELL	1:11.199	3	CANNELL	31.655	6	3	CANNELL	2:27.459	2:27.794	0.335
7	11	FAIRLEY	44.900	11	FAIRLEY	1:11.200	11	FAIRLEY	31.915	7	11	FAIRLEY	2:28.015	2:29.253	1.238
8	13	COLASACCO	45.279	79	GANS	1:11.299	133	DE SILVA	31.982	8	22	HORSMANN	2:28.290	2:28.452	0.162
9	94	O'BRIEN	45.463	13	COLASACCO	1:11.897	13	COLASACCO	32.157	9	13	COLASACCO	2:29.333	2:30.171	0.838
10	101	DARK	45.647	12	FRIEDRICHS	1:12.489	101	DARK	32.203	10	12	FRIEDRICHS	2:30.775	2:31.693	0.918
11	12	FRIEDRICHS	45.728	69	TILLEY	1:13.171	69	TILLEY	32.261	11	101	DARK	2:31.066	2:32.613	1.547
12	69	TILLEY	45.808	101	DARK	1:13.216	35	TARLING	32.438	12	69	TILLEY	2:31.240	2:31.417	0.177
13	133	DE SILVA	46.156	27	WOOD	1:13.478	22	HORSMANN	32.447	13	133	DE SILVA	2:32.201	2:32.404	0.203
14	27	WOOD	46.309	49	BEAUMONT	1:14.037	12	FRIEDRICHS	32.558	14	27	WOOD	2:32.501	2:32.919	0.418
15	49	BEAUMONT	46.765	9	DANIELL	1:14.049	27	WOOD	32.714	15	49	BEAUMONT	2:34.233	2:35.520	1.287
16	30	BRONSON	46.815	133	DE SILVA	1:14.063	4	THORNTON	32.850	16	9	DANIELL	2:34.673	2:34.766	0.093
17	127	HART	46.989	30	BRONSON	1:14.738	9	DANIELL	33.128	17	35	TARLING	2:35.078	2:35.414	0.336
18	25	FRANCHITTI	47.378	35	TARLING	1:15.093	14	WILSON	33.151	18	30	BRONSON	2:35.215	2:35.675	0.460
19	9	DANIELL	47.496	25	FRANCHITTI	1:15.150	127	HART	33.210	19	127	HART	2:35.436	2:35.436	0.000
20	35	TARLING	47.547	127	HART	1:15.237	49	BEAUMONT	33.431	20	25	FRANCHITTI	2:36.450	2:36.696	0.246
21	28	MCGUIRE	47.927	28	MCGUIRE	1:15.444	30	BRONSON	33.662	21	28	MCGUIRE	2:37.438	2:37.548	0.110
22	14	WILSON	48.075	4	THORNTON	1:16.291	80	TAYLOR	33.685	22	14	WILSON	2:37.725	2:38.949	1.224
23	80	TAYLOR	48.321	14	WILSON	1:16.499	25	FRANCHITTI	33.922	23	4	THORNTON	2:37.830	2:38.153	0.323
24	4	THORNTON	48.689	80	TAYLOR	1:17.827	248	LEHR	34.008	24	80	TAYLOR	2:39.833	2:39.921	0.088
25	8	DITHERIDGE	48.921	32	HARTOGS	1:17.875	28	MCGUIRE	34.067	25	32	HARTOGS	2:40.953	2:41.381	0.428
26	248	LEHR	48.977	8	DITHERIDGE	1:17.982	32	HARTOGS	34.092	26	248	LEHR	2:41.239	2:42.025	0.786
27	32	HARTOGS	48.986	96	DE SILVA	1:18.216	21	NUTHALL	34.130	27	96	DE SILVA	2:42.083	2:42.258	0.175
28	96	DE SILVA	49.196	248	LEHR	1:18.254	96	DE SILVA	34.671	28	8	DITHERIDGE	2:42.085	2:42.282	0.197
29	7	TOPLISS	49.620	7	TOPLISS	1:18.388	8	DITHERIDGE	35.182	29	21	NUTHALL	2:43.455	2:43.455	0.000
30	21	NUTHALL	49.883	21	NUTHALL	1:19.442	19	GRANT	35.341	30	7	TOPLISS	2:43.538	2:44.645	1.107
31	19	GRANT	50.725	19	GRANT	1:20.305	7	TOPLISS	35.530	31	19	GRANT	2:46.371	2:46.762	0.391
32	15	MATZELBERGER	51.063	33	PHILIPS	1:22.877	15	MATZELBERGER	36.008	32	15	MATZELBERGER	2:50.157	2:51.209	1.052
33	66	HOOLE	51.317	45	PILKINGTON	1:22.970	33	PHILIPS	36.038	33	33	PHILIPS	2:50.300	2:50.863	0.563
34	24	STROLZ	51.352	15	MATZELBERGER	1:23.086	75	WOOD	36.507	34	45	PILKINGTON	2:51.988	2:52.370	0.382
35	33	PHILIPS	51.385	75	WOOD	1:23.244	45	PILKINGTON	36.619	35	23	WOOD	2:53.030	2:53.782	0.752
36	132	KINCH	51.431	23	WOOD	1:23.368	23	WOOD	36.823	36	75	WOOD	2:53.087	2:53.904	0.817
37	45	PILKINGTON	52.399	66	HOOLE	1:24.084	132	KINCH	37.388	37	24	STROLZ	2:53.246	2:53.685	0.439
38	23	WOOD	52.839	51	JOLLEY	1:24.336	24	STROLZ	37.464	38	66	HOOLE	2:53.254	3:00.663	7.409
39	75	WOOD	53.336	24	STROLZ	1:24.430	17	KOK	37.523	39	132	KINCH	2:53.528	2:54.812	1.284
40	111	GASSMANN	55.433	132	KINCH	1:24.709	66	HOOLE	37.853	40	17	KOK	3:00.609	3:04.849	4.240
41	17	KOK	55.639	17	KOK	1:27.447	111	GASSMANN	38.925	41	111	GASSMANN	3:04.113	3:04.113	0.000
42	51	JOLLEY	59.506	60	HANN	1:28.967	60	HANN	43.591	42	60	HANN	3:13.468	3:13.468	0.000
43	60	HANN	1:00.910	111	GASSMANN	1:29.755	51	JOLLEY	1:00.183	43	51	JOLLEY	3:24.025	4:01.879	37.854

Weather / Track : Sunny / Dry

Results can be found at www.tsl-timing.com

Silverstone GP

Circuit Length = 3.6604 miles

Start: 15:31 Flag 15:53 End: 15:56

Printed - 15:58 Saturday, 27 July 2019

Silverstone Classic

Gallet Trophy for Pre '66 Grand Prix Cars (HGPCA)

RACE 8 - BEST SPEEDS

INTERMEDIATE 1				INTERMEDIATE 2			FINISH LINE		
POS	NO	NAME	MPH	NO	NAME	MPH	NO	NAME	MPH
1	22	HORSMANN	137.7	18	WILSON	146.8	11	FAIRLEY	98.2
2	1	GRIFFITHS	135.2	22	HORSMANN	146.5	22	HORSMANN	96.9
3	18	WILSON	135.0	10	NUTHALL	145.8	3	CANNELL	96.6
4	11	FAIRLEY	134.7	3	CANNELL	144.9	10	NUTHALL	96.4
5	3	CANNELL	134.7	12	FRIEDRICHS	144.9	1	GRIFFITHS	96.4
6	79	GANS	132.8	79	GANS	143.0	13	COLASACCO	96.1
7	101	DARK	132.6	1	GRIFFITHS	141.5	12	FRIEDRICHS	95.5
8	10	NUTHALL	130.8	11	FAIRLEY	140.9	94	O'BRIEN	94.2
9	13	COLASACCO	130.0	101	DARK	140.6	18	WILSON	94.1
10	27	WOOD	130.0	27	WOOD	138.9	133	DE SILVA	92.8
11	94	O'BRIEN	129.3	13	COLASACCO	137.5	101	DARK	92.8
12	28	MCGUIRE	128.5	28	MCGUIRE	136.9	79	GANS	92.4
13	127	HART	127.3	9	DANIELL	136.1	69	TILLEY	92.1
14	25	FRANCHITTI	126.8	49	BEAUMONT	135.5	30	BRONSON	92.0
15	9	DANIELL	126.1	127	HART	135.2	27	WOOD	91.9
16	12	FRIEDRICHS	125.9	94	O'BRIEN	134.2	9	DANIELL	91.9
17	49	BEAUMONT	125.6	30	BRONSON	134.2	127	HART	91.9
18	24	STROLZ	124.9	69	TILLEY	133.9	49	BEAUMONT	90.9
19	30	BRONSON	123.8	25	FRANCHITTI	132.6	25	FRANCHITTI	89.8
20	133	DE SILVA	121.5	8	DITHERIDGE	132.1	14	WILSON	89.8
21	248	LEHR	121.5	248	LEHR	131.0	248	LEHR	89.3
22	7	TOPLISS	120.9	132	KINCH	129.8	35	TARLING	88.4
23	80	TAYLOR	120.4	7	TOPLISS	129.3	32	HARTOGS	88.1
24	96	DE SILVA	120.0	96	DE SILVA	128.5	96	DE SILVA	87.9
25	8	DITHERIDGE	119.6	133	DE SILVA	125.9	80	TAYLOR	87.8
26	69	TILLEY	119.1	32	HARTOGS	125.6	28	MCGUIRE	87.8
27	14	WILSON	118.5	14	WILSON	125.4	8	DITHERIDGE	86.1
28	32	HARTOGS	118.1	80	TAYLOR	125.4	4	THORNTON	85.9
29	132	KINCH	117.5	21	NUTHALL	121.3	21	NUTHALL	85.3
30	4	THORNTON	116.1	24	STROLZ	121.1	15	MATZELBERGER	84.6
31	35	TARLING	115.7	15	MATZELBERGER	120.6	7	TOPLISS	83.2
32	21	NUTHALL	113.7	4	THORNTON	119.6	33	PHILIPS	81.6
33	15	MATZELBERGER	113.1	66	HOOLE	119.6	45	PILKINGTON	81.6
34	66	HOOLE	111.4	33	PHILIPS	119.4	19	GRANT	80.4
35	45	PILKINGTON	111.1	45	PILKINGTON	119.4	24	STROLZ	80.3
36	23	WOOD	110.3	35	TARLING	118.9	75	WOOD	79.9
37	19	GRANT	110.1	75	WOOD	118.7	132	KINCH	79.9
38	75	WOOD	110.1	19	GRANT	118.3	23	WOOD	78.3
39	33	PHILIPS	109.4	23	WOOD	118.1	111	GASSMANN	77.8
40	111	GASSMANN	106.5	111	GASSMANN	113.1	17	KOK	76.0
41	51	JOLLEY	100.9	60	HANN	110.9	66	HOOLE	75.1
42	17	KOK	98.2	17	KOK	103.2	60	HANN	63.1
43	60	HANN	91.6	51	JOLLEY	90.8	51	JOLLEY	41.4

Weather / Track : Sunny / Dry

Results can be found at www.tsl-timing.com

Silverstone GP

Circuit Length = 3.6604 miles

Start: 15:31 Flag 15:53 End: 15:56

Printed - 15:58 Saturday, 27 July 2019

Silverstone Classic

Gallet Trophy for Pre '66 Grand Prix Cars (HGPCA)

RACE 8 - STATISTICS

Competitors Started 43
Planned Start 2019-07-27 @ 15:30:00.000
Actual Start 2019-07-27 @ 15:31:44.640
Finish Time 2019-07-27 @ 15:53:16.581
Track Length 3.6604mi.
Total Laps 319
Total Distance Covered 1167.6987mi.

Session Fastest Lap History

NO	CL	NAME	LAP TIME	TIME OF DAY	LAP	VEHICLE
11	12	Jon FAIRLEY	3:56.107	15:35:40.748	1	Brabham BT11/19
1	7a	Miles GRIFFITHS	2:40.520	15:38:21.796	2	Lotus 16 368
1	7a	Miles GRIFFITHS	2:30.830	15:40:52.627	3	Lotus 16 368
10	7b	Will NUTHALL	2:29.291	15:43:25.453	4	Cooper T53
1	7a	Miles GRIFFITHS	2:28.107	15:45:52.430	5	Lotus 16 368
10	7b	Will NUTHALL	2:27.731	15:45:53.185	5	Cooper T53
10	7b	Will NUTHALL	2:26.953	15:48:20.138	6	Cooper T53
18	7b	Sam WILSON	2:26.179	15:53:19.574	8	Lotus 18 372

Session Leader History

NO	CL	NAME	FROM LAP	LAPS LED	DISTANCE	VEHICLE
11	12	Jon FAIRLEY	1	1	3.66 miles	Brabham BT11/19
1	7a	Miles GRIFFITHS	2	4	14.64 miles	Lotus 16 368
10	7b	Will NUTHALL	6	3	10.98 miles	Cooper T53

Flag History

TYPE	TIME OF DAY
GREEN	15:31:44.640
FINISH	15:53:16.581

Flag Statistics

TYPE	COUNT	TOTAL LAPS	TOTAL TIME
Green	1	8	24:34.397
Red	0	0	0.000
Safety Car	0	0	0.000
FCY	0	0	0.000

Weather / Track : Sunny / Dry

These results are provisional until the conclusion of any judicial and technical matters.

Silverstone GP

Circuit Length = 3.6604 miles

Start: 15:31 Flag 15:53 End: 15:56

Clerk Of Course :	Timekeeper :
-------------------	--------------

Silverstone Classic

Gallet Trophy for Pre '66 Grand Prix Cars (HGPCA)

RACE 8 - STATISTICS

CLASS : 10

4 Starters

Fastest Lap History

NO	NAME	LAP TIME	TIME OF DAY	LAP	VEHICLE
80	Nick TAYLOR	4:00.879	15:35:45.512	1	Lotus 18 914
35	Richard TARLING	2:53.825	15:38:40.005	2	Assegai
35	Richard TARLING	2:42.392	15:41:22.397	3	Assegai
35	Richard TARLING	2:39.718	15:44:02.116	4	Assegai
35	Richard TARLING	2:37.456	15:46:39.571	5	Assegai
35	Richard TARLING	2:36.665	15:51:54.494	7	Assegai
35	Richard TARLING	2:35.414	15:54:29.908	8	Assegai

Leader History

NO	NAME	FROM LAP	LAPS LED	DISTANCE	VEHICLE
80	Nick TAYLOR	1	1	3.66 miles	Lotus 18 914
35	Richard TARLING	2	7	25.62 miles	Assegai

Weather / Track : Sunny / Dry

These results are provisional until the conclusion of any judicial and technical matters.

Silverstone GP

Circuit Length = 3.6604 miles

Start: 15:31 Flag 15:53 End: 15:56

Clerk Of Course :		Timekeeper :
-------------------	--	--------------

Silverstone Classic

Gallet Trophy for Pre '66 Grand Prix Cars (HGPCA)

RACE 8 - STATISTICS

CLASS : 11

5 Starters

Fastest Lap History

NO	NAME	LAP TIME	TIME OF DAY	LAP	VEHICLE
13	Joseph COLASACCO	3:56.624	15:35:41.265	1	Ferrari 1512
13	Joseph COLASACCO	2:45.524	15:38:26.790	2	Ferrari 1512
13	Joseph COLASACCO	2:35.303	15:41:02.092	3	Ferrari 1512
13	Joseph COLASACCO	2:33.814	15:43:35.907	4	Ferrari 1512
13	Joseph COLASACCO	2:31.913	15:48:41.746	6	Ferrari 1512
13	Joseph COLASACCO	2:30.171	15:51:11.918	7	Ferrari 1512

Leader History

NO	NAME	FROM LAP	LAPS LED	DISTANCE	VEHICLE
13	Joseph COLASACCO	1	8	29.28 miles	Ferrari 1512

Weather / Track : Sunny / Dry

These results are provisional until the conclusion of any judicial and technical matters.

Silverstone GP

Circuit Length = 3.6604 miles

Start: 15:31 Flag 15:53 End: 15:56

Clerk Of Course :		Timekeeper :
-------------------	--	--------------

Silverstone Classic

Gallet Trophy for Pre '66 Grand Prix Cars (HGPCA)

RACE 8 - STATISTICS

CLASS : 12

8 Starters

Fastest Lap History

NO	NAME	LAP TIME	TIME OF DAY	LAP	VEHICLE
11	Jon FAIRLEY	3:56.107	15:35:40.748	1	Brabham BT11/19
79	Michael GANS	2:41.259	15:38:23.252	2	Cooper T79
79	Michael GANS	2:33.747	15:40:56.999	3	Cooper T79
94	Michael O'BRIEN	2:33.116	15:41:15.550	3	Brabham BT14
79	Michael GANS	2:30.965	15:43:27.963	4	Cooper T79
94	Michael O'BRIEN	2:30.669	15:43:46.219	4	Brabham BT14
79	Michael GANS	2:30.268	15:45:58.232	5	Cooper T79
94	Michael O'BRIEN	2:29.872	15:46:16.092	5	Brabham BT14
79	Michael GANS	2:28.693	15:48:26.927	6	Cooper T79
79	Michael GANS	2:27.953	15:50:54.879	7	Cooper T79
3	Barry CANNELL	2:27.794	15:51:08.059	7	Brabham BT11A
94	Michael O'BRIEN	2:27.414	15:51:13.067	7	Brabham BT14

Leader History

NO	NAME	FROM LAP	LAPS LED	DISTANCE	VEHICLE
11	Jon FAIRLEY	1	1	3.66 miles	Brabham BT11/19
79	Michael GANS	2	7	25.62 miles	Cooper T79

Weather / Track : Sunny / Dry

These results are provisional until the conclusion of any judicial and technical matters.

Silverstone GP

Circuit Length = 3.6604 miles

Start: 15:31 Flag 15:53 End: 15:56

Clerk Of Course :		Timekeeper :
-------------------	--	--------------

Silverstone Classic

Gallet Trophy for Pre '66 Grand Prix Cars (HGPCA)

RACE 8 - STATISTICS

CLASS : 5

5 Starters

Fastest Lap History

NO	NAME	LAP TIME	TIME OF DAY	LAP	VEHICLE
21	Ian NUTHALL	4:04.487	15:35:49.133	1	Alta F2
19	Paul GRANT	3:01.472	15:38:51.058	2	Cooper Bristol Mk2 3/53
21	Ian NUTHALL	2:50.977	15:41:42.308	3	Alta F2
21	Ian NUTHALL	2:46.780	15:44:29.088	4	Alta F2
21	Ian NUTHALL	2:46.560	15:47:15.649	5	Alta F2
21	Ian NUTHALL	2:46.160	15:50:01.808	6	Alta F2
21	Ian NUTHALL	2:43.455	15:52:45.265	7	Alta F2

Leader History

NO	NAME	FROM LAP	LAPS LED	DISTANCE	VEHICLE
21	Ian NUTHALL	1	1	3.66 miles	Alta F2
19	Paul GRANT	2	1	3.66 miles	Cooper Bristol Mk2 3/53
21	Ian NUTHALL	3	6	21.96 miles	Alta F2

Weather / Track : Sunny / Dry

These results are provisional until the conclusion of any judicial and technical matters.

Silverstone GP

Circuit Length = 3.6604 miles

Start: 15:31 Flag 15:53 End: 15:56

Clerk Of Course :		Timekeeper :
-------------------	--	--------------

Silverstone Classic

Gallet Trophy for Pre '66 Grand Prix Cars (HGPCA)

RACE 8 - STATISTICS

CLASS : 6

4 Starters

Fastest Lap History

NO	NAME	LAP TIME	TIME OF DAY	LAP	VEHICLE
25	Marino FRANCHITTI	4:01.968	15:35:46.609	1	Maserati 250F 2532
25	Marino FRANCHITTI	2:57.811	15:38:44.426	2	Maserati 250F 2532
25	Marino FRANCHITTI	2:44.947	15:41:29.369	3	Maserati 250F 2532
25	Marino FRANCHITTI	2:39.134	15:44:08.501	4	Maserati 250F 2532
25	Marino FRANCHITTI	2:38.260	15:46:46.762	5	Maserati 250F 2532
25	Marino FRANCHITTI	2:37.561	15:52:03.188	7	Maserati 250F 2532
25	Marino FRANCHITTI	2:36.696	15:54:39.882	8	Maserati 250F 2532

Leader History

NO	NAME	FROM LAP	LAPS LED	DISTANCE	VEHICLE
25	Marino FRANCHITTI	1	8	29.28 miles	Maserati 250F 2532

Weather / Track : Sunny / Dry

These results are provisional until the conclusion of any judicial and technical matters.

Silverstone GP

Circuit Length = 3.6604 miles

Start: 15:31 Flag 15:53 End: 15:56

Clerk Of Course :		Timekeeper :
-------------------	--	--------------

Silverstone Classic

Gallet Trophy for Pre '66 Grand Prix Cars (HGPCA)

RACE 8 - STATISTICS

CLASS : 7a

2 Starters

Fastest Lap History

NO	NAME	LAP TIME	TIME OF DAY	LAP	VEHICLE
1	Miles GRIFFITHS	3:56.632	15:35:41.193	1	Lotus 16 368
1	Miles GRIFFITHS	2:40.520	15:38:21.796	2	Lotus 16 368
1	Miles GRIFFITHS	2:30.830	15:40:52.627	3	Lotus 16 368
1	Miles GRIFFITHS	2:28.107	15:45:52.430	5	Lotus 16 368
1	Miles GRIFFITHS	2:28.054	15:48:20.485	6	Lotus 16 368

Leader History

NO	NAME	FROM LAP	LAPS LED	DISTANCE	VEHICLE
1	Miles GRIFFITHS	1	8	29.28 miles	Lotus 16 368

Weather / Track : Sunny / Dry

These results are provisional until the conclusion of any judicial and technical matters.

Silverstone GP

Circuit Length = 3.6604 miles

Start: 15:31 Flag 15:53 End: 15:56

Clerk Of Course :		Timekeeper :
-------------------	--	--------------

Silverstone Classic

Gallet Trophy for Pre '66 Grand Prix Cars (HGPCA)

RACE 8 - STATISTICS

CLASS : 7b

7 Starters

Fastest Lap History

NO	NAME	LAP TIME	TIME OF DAY	LAP	VEHICLE
10	Will NUTHALL	3:56.173	15:35:40.832	1	Cooper T53
10	Will NUTHALL	2:43.801	15:38:24.629	2	Cooper T53
12	Rudi FRIEDRICHS	2:42.840	15:38:25.496	2	Cooper T53
10	Will NUTHALL	2:31.537	15:40:56.163	3	Cooper T53
10	Will NUTHALL	2:29.291	15:43:25.453	4	Cooper T53
10	Will NUTHALL	2:27.731	15:45:53.185	5	Cooper T53
10	Will NUTHALL	2:26.953	15:48:20.138	6	Cooper T53
18	Sam WILSON	2:26.179	15:53:19.574	8	Lotus 18 372

Leader History

NO	NAME	FROM LAP	LAPS LED	DISTANCE	VEHICLE
10	Will NUTHALL	1	8	29.28 miles	Cooper T53

Weather / Track : Sunny / Dry

These results are provisional until the conclusion of any judicial and technical matters.

Silverstone GP

Circuit Length = 3.6604 miles

Start: 15:31 Flag 15:53 End: 15:56

Clerk Of Course :		Timekeeper :
-------------------	--	--------------

Silverstone Classic

Gallet Trophy for Pre '66 Grand Prix Cars (HGPCA)

RACE 8 - STATISTICS

CLASS : 7c

1 Starters

Fastest Lap History

NO	NAME	LAP TIME	TIME OF DAY	LAP	VEHICLE
60	Elliott HANN	4:06.904	15:35:51.533	1	Cooper T41
60	Elliott HANN	3:13.468	15:39:05.013	2	Cooper T41

Leader History

NO	NAME	FROM LAP	LAPS LED	DISTANCE	VEHICLE
60	Elliott HANN	1	2	7.32 miles	Cooper T41

Weather / Track : Sunny / Dry

These results are provisional until the conclusion of any judicial and technical matters.

Silverstone GP

Circuit Length = 3.6604 miles

Start: 15:31 Flag 15:53 End: 15:56

Clerk Of Course :		Timekeeper :
-------------------	--	--------------

Silverstone Classic

Gallet Trophy for Pre '66 Grand Prix Cars (HGPCA)

RACE 8 - STATISTICS

CLASS : 8

2 Starters

Fastest Lap History

NO	NAME	LAP TIME	TIME OF DAY	LAP	VEHICLE
28	Eddie MCGUIRE	3:59.049	15:35:43.695	1	Scarab Offenhauser
30	Julian BRONSON	2:49.847	15:38:35.797	2	Scarab Offenhauser
30	Julian BRONSON	2:41.555	15:41:17.354	3	Scarab Offenhauser
30	Julian BRONSON	2:37.248	15:43:54.602	4	Scarab Offenhauser
30	Julian BRONSON	2:36.829	15:46:31.427	5	Scarab Offenhauser
30	Julian BRONSON	2:35.675	15:49:07.107	6	Scarab Offenhauser

Leader History

NO	NAME	FROM LAP	LAPS LED	DISTANCE	VEHICLE
28	Eddie MCGUIRE	1	1	3.66 miles	Scarab Offenhauser
30	Julian BRONSON	2	7	25.62 miles	Scarab Offenhauser

Weather / Track : Sunny / Dry

These results are provisional until the conclusion of any judicial and technical matters.

Silverstone GP

Circuit Length = 3.6604 miles

Start: 15:31 Flag 15:53 End: 15:56

Clerk Of Course :		Timekeeper :
-------------------	--	--------------

Silverstone Classic

Gallet Trophy for Pre '66 Grand Prix Cars (HGPCA)

RACE 8 - STATISTICS

CLASS : 9

5 Starters

Fastest Lap History

NO	NAME	LAP TIME	TIME OF DAY	LAP	VEHICLE
9	Mark DANIELL	3:59.899	15:35:44.536	1	Cooper T45
9	Mark DANIELL	2:50.699	15:38:35.245	2	Cooper T45
9	Mark DANIELL	2:40.567	15:41:15.814	3	Cooper T45
9	Mark DANIELL	2:37.065	15:43:52.878	4	Cooper T45
9	Mark DANIELL	2:36.919	15:46:29.796	5	Cooper T45
9	Mark DANIELL	2:35.964	15:49:05.760	6	Cooper T45
9	Mark DANIELL	2:34.766	15:54:22.812	8	Cooper T45

Leader History

NO	NAME	FROM LAP	LAPS LED	DISTANCE	VEHICLE
9	Mark DANIELL	1	8	29.28 miles	Cooper T45

Weather / Track : Sunny / Dry

These results are provisional until the conclusion of any judicial and technical matters.

Silverstone GP

Circuit Length = 3.6604 miles

Start: 15:31 Flag 15:53 End: 15:56

Clerk Of Course :		Timekeeper :
-------------------	--	--------------



Silverstone Classic

Gallet Trophy for Pre '66 Grand Prix Cars (HGPCA)

RACE 19 - GRID (20 minutes)

Sheet No:	Issue Time:
-----------	-------------

ROW 22	43	60 Elliott HANN	
ROW 21	41	66 Sid HOOLE	42
ROW 20	39	17 Arnout KOK	40
ROW 19	37	24 Ingo STROLZ	38
ROW 18	35	23 Barry WOOD	36
ROW 17	33	45 Tania PILKINGTON	34
ROW 16	31	19 Paul GRANT	32
ROW 15	29	7 Nick TOPLISS	30
ROW 14	27	21 Ian NUTHALL	28
ROW 13	25	32 Bernardo HARTOGS	26
ROW 12	23	28 Eddie MCGUIRE	24
ROW 11	21	14 Richard WILSON	22
ROW 10	19	25 Marino FRANCHITTI	20
ROW 9	17	127 Steve HART	18
ROW 8	15	9 Mark DANIELL	16
ROW 7	13	133 Tim DE SILVA	14
ROW 6	11	69 Benn TILLEY	12
ROW 5	9	94 Michael O'BRIEN	10
ROW 4	7	3 Barry CANNELL	8
ROW 3	5	22 Peter HORSMANN	6
ROW 2	3	79 Michael GANS	4
ROW 1	1	10 Will NUTHALL	2
		Pole	

Silverstone GP
Circuit Length = 3.6604 miles

These results are provisional until the conclusion of any judicial and technical matters.

Clerk Of Course :	Steward :	Timekeeper :
-------------------	-----------	--------------



Silverstone Classic

Gallet Trophy for Pre '66 Grand Prix Cars (HGPCA)

RACE 19 - CLASSIFICATION

Sheet No:	Issue Time:
------------------	--------------------

POS	NO	CL	PIC	NAME	ENTRY	LAPS	TIME	GAP	DIFF	MPH	BEST	ON
1	18	7b	1	Sam WILSON	Lotus 18 372	9	21:18.625			92.75	2:20.194	2
2	11	12	1	Jon FAIRLEY	Brabham BT11/19	9	21:22.595	3.970	3.970	92.46	2:21.102	3
3	10	7b	2	Will NUTHALL	Cooper T53	9	21:24.940	6.315	2.345	92.30	2:21.472	2
4	79	12	2	Michael GANS	Cooper T79	9	21:31.279	12.654	6.339	91.84	2:21.802	2
5	1	7a	1	Miles GRIFFITHS	Lotus 16 368	9	21:32.023	13.398	0.744	91.79	2:21.830	2
6	3	12	3	Barry CANNELL	Brabham BT11A	9	21:35.217	16.592	3.194	91.56	2:21.991	5
7	22	12	4	Peter HORSMANN	Lotus 18/21	9	21:38.779	20.154	3.562	91.31	2:23.205	5
8	69	7b	3	Benn TILLEY	Lotus 18 373	9	22:13.725	55.100	34.946	88.92	2:26.388	4
9	101	7b	4	Tom DARK	Cooper T51	9	22:19.075	1:00.450	5.350	88.56	2:26.362	4
10	49	12	5	Andrew BEAUMONT	Lotus 18 915	9	22:21.487	1:02.862	2.412	88.40	2:26.054	8
11	27	7a	2	Tony WOOD	Maserati Tec Mec	9	22:37.314	1:18.689	15.827	87.37	2:29.600	5
12	133	11	1	Tim DE SILVA	Lotus 24 946	9	22:40.005	1:21.380	2.691	87.20	2:30.007	3
13	9	9	1	Mark DANIELL	Cooper T45	9	22:59.190	1:40.565	19.185	85.99	2:29.188	7
14	4	10	1	Greg THORNTON	LDS 03	9	22:59.434	1:40.809	0.244	85.97	2:30.925	5
15	32	10	2	Bernardo HARTOGS	Lotus 18/21 916	9	23:07.925	1:49.300	8.491	85.45	2:32.028	2
16	80	10	3	Nick TAYLOR	Lotus 18 914	9	23:08.172	1:49.547	0.247	85.43	2:32.542	3
17	25	6	1	Marino FRANCHITTI	Maserati 250F 2532	9	23:14.114	1:55.489	5.942	85.07	2:31.680	7
18	14	11	2	Richard WILSON	Cooper T60	9	23:16.069	1:57.444	1.955	84.95	2:32.056	2
19	66	11	3	Sid HOOLE	Cooper T66 F1	9	23:23.852	2:05.227	7.783	84.48	2:32.155	7
20	35	10	4	Richard TARLING	Assegai	9	23:24.355	2:05.730	0.503	84.45	2:32.976	7
21	96	11	4	Harindra DE SILVA	Scirocco BRM	9	23:42.126	2:23.501	17.771	83.39	2:34.828	7
22	7	12	6	Nick TOPLISS	Cooper T53 Lowline	9	23:43.115	2:24.490	0.989	83.33	2:36.540	3
23	248	6	2	Klaus LEHR	Maserati 250F CM5	9	23:46.057	2:27.432	2.942	83.16	2:37.005	6
24	21	5	1	Ian NUTHALL	Alta F2	8	21:24.462	1 Lap	1 Lap	82.07	2:38.493	4
25	132	12	7	Larry KINCH	Lotus 32 Tasman	8	21:34.907	1 Lap	10.445	81.41	2:38.579	7
26	15	7b	5	Thomas MATZELBERGER	Cooper T45/51	8	21:39.926	1 Lap	5.019	81.09	2:37.675	4
27	19	5	2	Paul GRANT	Cooper Bristol Mk2 3/53	8	21:42.479	1 Lap	2.553	80.93	2:41.291	8
28	33	5	3	Chris PHILIPS	Cooper Bristol Mk2 6/53	8	22:08.018	1 Lap	25.539	79.38	2:43.842	3
29	45	9	2	Tania PILKINGTON	Cooper T43	8	22:11.800	1 Lap	3.782	79.15	2:43.349	8
30	24	7b	6	Ingo STROLZ	Cooper T51	8	22:14.711	1 Lap	2.911	78.98	2:42.177	5
31	75	5	4	Niamh WOOD	Cooper Bristol Mk1 8/52	8	22:21.452	1 Lap	6.741	78.58	2:45.308	7
32	23	5	5	Barry WOOD	Cooper Bristol Mk1 6/52	8	22:36.724	1 Lap	15.272	77.70	2:45.954	3
33	111	6	3	Helmut GASSMANN	Connaught B4	8	23:45.618	1 Lap	1:08.894	73.94	2:50.952	3
34	17	6	4	Arnout KOK	Netuar Peugeot	8	23:46.630	1 Lap	1.012	73.89	2:48.731	3
35	8	9	3	Tony DITHERIDGE	Cooper T45	7	21:49.960	2 Laps	1 Lap	70.41	2:39.152	6

NOT CLASSIFIED

DNF	28	8		Eddie MCGUIRE	Scarab Offenhauser	8	20:15.579	1 Lap	0.000	86.72	2:29.695	5
DNF	127	9		Steve HART	Cooper T51	7	17:51.253	2 Laps	1 Lap	86.10	2:31.941	4
DNF	30	8		Julian BRONSON	Scarab Offenhauser	6	15:15.338	3 Laps	1 Lap	86.37	2:29.289	5
DNF	94	12		Michael O'BRIEN	Brabham BT14	3	7:41.126	6 Laps	3 Laps	85.73	2:26.867	1
DNF	51	9		Rod JOLLEY	Cooper T43/51	2	5:26.771	7 Laps	1 Lap	80.65	2:35.861	2
DNF	12	7b		Rudi FRIEDRICH	Cooper T53	1	2:39.349	8 Laps	1 Lap	82.69		
DNF	13	11		Joseph COLASACCO	Ferrari 1512	0						

FASTEST LAP

18	7b	Sam WILSON	Lotus 18 372	2	2:20.194	93.99 mph	151.27 kph
11	12	Jon FAIRLEY	Brabham BT11/19	3	2:21.102	93.39 mph	150.29 kph
1	7a	Miles GRIFFITHS	Lotus 16 368	2	2:21.830	92.91 mph	149.52 kph
9	9	Mark DANIELL	Cooper T45	7	2:29.188	88.33 mph	142.15 kph
30	8	Julian BRONSON	Scarab Offenhauser	5	2:29.289	88.27 mph	142.05 kph
133	11	Tim DE SILVA	Lotus 24 946	3	2:30.007	87.84 mph	141.37 kph
4	10	Greg THORNTON	LDS 03	5	2:30.925	87.31 mph	140.51 kph
25	6	Marino FRANCHITTI	Maserati 250F 2532	7	2:31.680	86.87 mph	139.81 kph
21	5	Ian NUTHALL	Alta F2	4	2:38.493	83.14 mph	133.80 kph

Silverstone GP

Weather / Track : Overcast / Dry

Circuit Length = 3.6604 miles

These results are provisional until the conclusion of any judicial and technical matters.

Start: 15:19 Flag 15:40 End: 15:43

Clerk Of Course :	Steward :	Timekeeper :

Silverstone Classic

Gallet Trophy for Pre '66 Grand Prix Cars (HGPCA)

RACE 19 - LAP CHART

LAP 1 @ 15:21:34.047			LAP 2 @ 15:23:54.241			LAP 3 @ 15:26:15.479			LAP 4 @ 15:28:36.498			LAP 5 @ 15:30:57.857		
NO	BEHIND	LAP TIME	NO	BEHIND	LAP TIME	NO	BEHIND	LAP TIME	NO	BEHIND	LAP TIME	NO	BEHIND	LAP TIME
18		2:21.290	18		2:20.194	18		2:21.238	18		2:21.019	18		2:21.359
10	0.327	2:21.617	10	1.605	2:21.472	10	2.078	2:21.711	10	2.751	2:21.692	10	4.063	2:22.671
79	0.969	2:22.259	79	2.577	2:21.802	79	4.097	2:22.758	79	6.042	2:22.964	11	7.529	2:22.374
1	2.247	2:23.537	1	3.883	2:21.830	1	4.622	2:21.977	11	6.514	2:22.449	79	8.341	2:23.658
22	3.134	2:24.424	11	5.220	2:21.549	11	5.084	2:21.102	1	7.149	2:23.546	1	9.468	2:23.678
11	3.865	2:25.155	22	6.724	2:23.784	3	8.842	2:23.281	3	10.505	2:22.682	3	11.137	2:21.991
3	4.760	2:26.050	3	6.799	2:22.233	22	10.132	2:24.646	22	12.634	2:23.521	111	1 Lap	2:52.131
94	5.577	2:26.867	101	16.214	2:27.096	101	22.054	2:27.078	101	27.397	2:26.362	22	14.480	2:23.205
101	9.312	2:30.602	69	17.326	2:27.057	69	22.935	2:26.847	69	28.304	2:26.388	101	32.992	2:26.954
69	10.463	2:31.753	94	18.394	2:33.011	9	30.766	2:29.484	49	39.705	2:29.002	69	36.022	2:29.077
27	11.381	2:32.671	27	21.393	2:30.206	49	31.722	2:30.595	27	41.007	2:29.843	49	45.541	2:27.195
30	11.659	2:32.949	30	21.676	2:30.211	27	32.183	2:32.028	28	42.458	2:30.548	27	49.248	2:29.600
9	12.213	2:33.503	49	22.365	2:29.875	28	32.929	2:29.954	133	43.027	2:30.925	28	50.794	2:29.695
49	12.684	2:33.974	9	22.520	2:30.501	133	33.121	2:30.007	30	43.908	2:29.405	30	51.838	2:29.289
28	13.460	2:34.750	28	24.213	2:30.947	30	35.522	2:35.084	4	48.649	2:32.227	133	52.189	2:30.521
133	13.600	2:34.890	133	24.352	2:30.946	4	37.441	2:31.327	127	50.048	2:31.941	4	58.215	2:30.925
35	13.980	2:35.270	127	26.793	2:32.019	94	38.404	2:41.248	80	53.949	2:33.656	127	1:00.737	2:32.048
127	14.968	2:36.258	4	27.352	2:31.337	127	39.126	2:33.571	32	54.588	2:35.699	32	1:06.408	2:33.179
25	15.958	2:37.248	35	27.797	2:34.011	32	39.908	2:32.337	14	54.982	2:35.564	9	1:08.217	2:31.197
4	16.209	2:37.499	32	28.809	2:32.028	14	40.437	2:32.648	35	55.535	2:35.576	80	1:08.665	2:36.075
80	16.767	2:38.057	14	29.027	2:32.056	35	40.978	2:34.419	25	57.672	2:35.504	14	1:08.681	2:35.058
32	16.975	2:38.265	80	30.008	2:33.435	80	41.312	2:32.542	9	58.379	2:48.632	35	1:08.850	2:34.674
14	17.165	2:38.455	25	32.686	2:36.922	25	43.187	2:31.739	7	1:12.647	2:36.625	25	1:11.078	2:34.765
12	18.059	2:39.349 P	248	39.713	2:37.610	7	57.041	2:36.540	66	1:14.085	2:36.318	66	1:26.013	2:33.287
248	22.297	2:43.587	7	41.739	2:38.617	248	57.876	2:39.401	248	1:15.328	2:38.471	7	1:28.064	2:36.776
7	23.316	2:44.606	96	42.038	2:37.401	96	58.139	2:37.339	96	1:15.552	2:38.432	248	1:30.976	2:37.007
21	24.306	2:45.596	21	43.245	2:39.133	66	58.786	2:33.734	21	1:18.265	2:38.493	96	1:31.300	2:37.107
96	24.831	2:46.121	51	45.287	2:35.861	21	1:00.791	2:38.784	132	1:31.802	2:40.513	21	1:36.259	2:39.353
19	27.381	2:48.671	66	46.290	2:35.183	19	1:11.148	2:43.089	19	1:32.585	2:42.456	8	1 Lap	5:03.870
8	28.056	2:49.346	19	49.297	2:42.110	132	1:12.308	2:40.817	15	1:34.460	2:37.675	132	1:51.107	2:40.664
33	29.537	2:50.827	132	52.729	2:42.337	33	1:17.253	2:43.842	33	1:40.219	2:43.985	15	1:51.475	2:38.374
51	29.620	2:50.910	8	53.053	2:45.191	15	1:17.804	2:38.274	45	1:50.933	2:45.801	19	1:53.218	2:41.992
132	30.586	2:51.876	33	54.649	2:45.306	8	1:19.610	2:47.795 P	75	1:53.041	2:46.145	33	2:02.925	2:44.065
66	31.301	2:52.591	15	1:00.768	2:41.674	45	1:26.151	2:45.089	23	1:54.144	2:45.968	45	2:13.919	2:44.345
75	34.468	2:55.758	75	1:01.959	2:47.685	75	1:27.915	2:47.194	24	1:55.235	2:45.574	24	2:16.053	2:42.177
45	36.546	2:57.836	45	1:02.300	2:45.948	23	1:29.195	2:45.954	17	2:09.453	2:49.792	75	2:17.500	2:45.818
23	37.051	2:58.341	23	1:04.479	2:47.622	24	1:30.680	2:46.348				23	2:19.206	2:46.421
24	39.049	3:00.339	24	1:05.570	2:46.715	17	1:40.680	2:48.731						
15	39.288	3:00.578	17	1:13.187	2:50.747	111	2:02.485	2:50.952						
17	42.634	3:03.924	111	1:32.771	2:53.143									
111	59.822	3:21.112												

Weather / Track : Overcast / Dry

Silverstone GP
Circuit Length = 3.6604 miles
Start: 15:19 Flag 15:40 End: 15:43

Silverstone Classic

Gallet Trophy for Pre '66 Grand Prix Cars (HGPCA)

RACE 19 - LAP CHART

LAP 6 @ 15:33:19.230			LAP 7 @ 15:35:43.646			LAP 8 @ 15:38:06.495			LAP 9 @ 15:40:31.382		
NO	BEHIND	LAP TIME	NO	BEHIND	LAP TIME	NO	BEHIND	LAP TIME	NO	BEHIND	LAP TIME
18		2:21.373	18		2:24.416	18		2:22.849	18		2:24.887
10	6.209	2:23.519	33	1 Lap	2:45.803	132	1 Lap	2:38.579	11	3.970	2:23.325
11	7.724	2:21.568	11	6.016	2:22.708	15	1 Lap	2:39.083	21	1 Lap	2:42.693
1	10.630	2:22.535	10	6.275	2:24.482	11	5.532	2:22.365	10	6.315	2:23.771
79	10.939	2:23.971	79	11.353	2:24.830	10	7.431	2:24.005	79	12.654	2:24.985
3	12.050	2:22.286	1	12.033	2:25.819	19	1 Lap	2:41.556	1	13.398	2:24.878
22	19.083	2:25.976	3	12.936	2:25.302	79	12.556	2:24.052	132	1 Lap	2:40.486
17	1 Lap	2:59.942	45	1 Lap	2:45.832	1	13.407	2:24.223	3	16.592	2:25.324
101	41.110	2:29.491	24	1 Lap	2:45.884	8	2 Laps	2:39.152	22	20.154	2:24.558
69	41.282	2:26.633	75	1 Lap	2:45.426	3	16.155	2:26.068	15	1 Lap	2:44.864
111	1 Lap	2:56.424	22	19.236	2:24.569	22	20.483	2:24.096	19	1 Lap	2:41.291
49	52.075	2:27.907	23	1 Lap	2:49.070	33	1 Lap	2:46.521	8	2 Laps	2:40.092
27	57.836	2:29.961	101	43.338	2:26.644	45	1 Lap	2:43.600	33	1 Lap	2:47.669
28	59.310	2:29.889	69	43.766	2:26.900	24	1 Lap	2:43.868	45	1 Lap	2:43.349
133	1:01.315	2:30.499	49	55.869	2:28.210	75	1 Lap	2:45.308	69	55.100	2:31.472
4	1:08.849	2:32.007	17	1 Lap	3:00.771	101	47.628	2:27.139	24	1 Lap	2:43.806
30	1:08.865	2:38.400 P	27	1:03.224	2:29.804	69	48.515	2:27.598	101	1:00.450	2:37.709
127	1:12.057	2:32.693	133	1:08.637	2:31.738	23	1 Lap	2:49.914	75	1 Lap	2:48.118
9	1:17.652	2:30.808	28	1:10.170	2:35.276	49	59.074	2:26.054	49	1:02.862	2:28.675
32	1:20.170	2:35.135	4	1:16.996	2:32.563	27	1:12.014	2:31.639	23	1 Lap	2:53.434
80	1:21.453	2:34.161	127	1:20.364	2:32.723	133	1:15.885	2:30.097	27	1:18.689	2:31.562
35	1:21.890	2:34.413	111	1 Lap	2:58.204	28	1:21.841	2:34.520	133	1:21.380	2:30.382
25	1:25.674	2:35.969	9	1:22.424	2:29.188	4	1:27.869	2:33.722	9	1:40.565	2:35.577
14	1:29.853	2:42.545	32	1:29.739	2:33.985	9	1:29.875	2:30.300	4	1:40.809	2:37.827
66	1:37.094	2:32.454	35	1:30.450	2:32.976	32	1:41.069	2:34.179	32	1:49.300	2:33.118
7	1:43.840	2:37.149	80	1:30.601	2:33.564	80	1:41.438	2:33.686	80	1:49.547	2:32.996
248	1:46.608	2:37.005	25	1:32.938	2:31.680	35	1:41.813	2:34.212	25	1:55.489	2:34.593
96	1:46.849	2:36.922	14	1:39.335	2:33.898	17	1 Lap	3:05.478	14	1:57.444	2:33.381
21	1:55.647	2:40.761	66	1:44.833	2:32.155	25	1:45.783	2:35.694	66	2:05.227	2:35.511
132	2:09.369	2:39.635	7	1:56.348	2:36.924	14	1:48.950	2:32.464	35	2:05.730	2:48.804
15	2:09.506	2:39.404	96	1:57.261	2:34.828	111	1 Lap	2:56.152	96	2:23.501	2:36.481
19	2:13.159	2:41.314	248	2:00.402	2:38.210	66	1:54.603	2:32.619	7	2:24.490	2:37.717
8	1 Lap	3:04.514	21	2:10.880	2:39.649	7	2:11.660	2:38.161	111	1 Lap	2:57.500
						96	2:11.907	2:37.495	248	2:27.432	2:37.061
						248	2:15.258	2:37.705	17	1 Lap	3:07.245

Weather / Track : Overcast / Dry

Results can be found at www.tsl-timing.com

Page 2 of 2

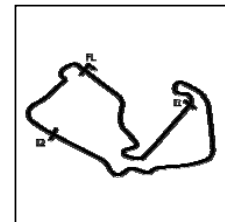
Silverstone GP
Circuit Length = 3.6604 miles
Start: 15:19 Flag 15:40 End: 15:43

Printed - 15:44 Sunday, 28 July 2019

Silverstone Classic

Gallet Trophy for Pre '66 Grand Prix Cars (HGPCA)

RACE 19 - SECTOR ANALYSIS



SECTOR 1 = FL to I1, SECTOR 2 = I1 to I2, SECTOR 3 = I2 to FL, DIFF = Difference To Personal Best Lap, P = Crossed Finish Line in Pit Lane, D = Time Disallowed

P1		18 7b		Sam WILSON		Lotus 18 372				
IDEAL LAP TIME : 2:19.767		BEST LAP TIME : 2:20.194		DIFFERENCE : 0.427						
LAP	SECTOR 1	SECTOR 2	SECTOR 3	LAP TIME	MPH	DIFF	TIME OF DAY			
1 -		136.1	1:08.891	140.1	29.716	94.6	2:21.290	93.26	1.096	15:21:34.047
2 -	42.743	135.8	1:07.489	145.5	29.962	96.6	2:20.194 (1)	93.99		15:23:54.241
3 -	42.588	136.1	1:08.822	144.3	29.828	95.3	2:21.238 (3)	93.30	1.044	15:26:15.479
4 -	43.320	133.9	1:08.009	146.2	29.690	96.4	2:21.019 (2)	93.44	0.825	15:28:36.498
5 -	42.715	135.5	1:08.667	145.2	29.977	95.7	2:21.359	93.22	1.165	15:30:57.857
6 -	43.067	136.3	1:08.118	145.5	30.188	95.5	2:21.373	93.21	1.179	15:33:19.230
7 -	43.939	133.6	1:09.088	144.9	31.389	92.6	2:24.416	91.24	4.222	15:35:43.646
8 -	43.055	135.8	1:08.695	144.9	31.099	93.3	2:22.849	92.24	2.655	15:38:06.495
9 -	44.015	132.1	1:10.161	142.7	30.711	93.7	2:24.887	90.95	4.693	15:40:31.382

P2		11 12		Jon FAIRLEY		Brabham BT11/19				
IDEAL LAP TIME : 2:20.633		BEST LAP TIME : 2:21.102		DIFFERENCE : 0.469						
LAP	SECTOR 1	SECTOR 2	SECTOR 3	LAP TIME	MPH	DIFF	TIME OF DAY			
1 -		129.3	1:08.839	143.3	30.118	100.9	2:25.155	90.78	4.053	15:21:37.912
2 -	42.582	138.0	1:09.222	143.3	29.745	100.9	2:21.549 (2)	93.09	0.447	15:23:59.461
3 -	42.929	137.5	1:08.306	142.1	29.867	100.9	2:21.102 (1)	93.39		15:26:20.563
4 -	43.691	137.2	1:08.567	144.0	30.191	102.4	2:22.449	92.50	1.347	15:28:43.012
5 -	43.483	137.5	1:09.101	142.1	29.790	99.2	2:22.374	92.55	1.272	15:31:05.386
6 -	42.904	135.5	1:08.785	141.8	29.879	101.3	2:21.568 (3)	93.08	0.466	15:33:26.954
7 -	43.458	135.5	1:08.707	142.7	30.543	95.4	2:22.708	92.34	1.606	15:35:49.662
8 -	42.666	135.5	1:09.381	141.2	30.318	98.8	2:22.365	92.56	1.263	15:38:12.027
9 -	44.023	133.6	1:09.097	141.5	30.205	100.7	2:23.325	91.94	2.223	15:40:35.352

P3		10 7b		Will NUTHALL		Cooper T53				
IDEAL LAP TIME : 2:21.331		BEST LAP TIME : 2:21.472		DIFFERENCE : 0.141						
LAP	SECTOR 1	SECTOR 2	SECTOR 3	LAP TIME	MPH	DIFF	TIME OF DAY			
1 -		132.1	1:09.211	140.6	30.112	98.2	2:21.617 (2)	93.05	0.145	15:21:34.374
2 -	42.638	135.8	1:08.918	140.1	29.916	98.3	2:21.472 (1)	93.14		15:23:55.846
3 -	42.554	132.6	1:09.058	139.8	30.099	97.2	2:21.711	92.99	0.239	15:26:17.557
4 -	42.742	132.8	1:08.861	140.1	30.089	97.5	2:21.692 (3)	93.00	0.220	15:28:39.249
5 -	42.839	132.1	1:09.538	139.8	30.294	97.8	2:22.671	92.36	1.199	15:31:01.920
6 -	42.992	131.8	1:10.021	138.6	30.506	96.9	2:23.519	91.81	2.047	15:33:25.439
7 -	43.626	129.0	1:10.262	141.5	30.594	93.5	2:24.482	91.20	3.010	15:35:49.921
8 -	43.321	133.4	1:10.168	138.6	30.516	95.3	2:24.005	91.50	2.533	15:38:13.926
9 -	43.367	134.2	1:10.232	139.2	30.172	97.1	2:23.771	91.65	2.299	15:40:37.697

P4		79 12		Michael GANS		Cooper T79				
IDEAL LAP TIME : 2:21.564		BEST LAP TIME : 2:21.802		DIFFERENCE : 0.238						
LAP	SECTOR 1	SECTOR 2	SECTOR 3	LAP TIME	MPH	DIFF	TIME OF DAY			
1 -		133.1	1:09.095	143.7	30.217	95.5	2:22.259 (2)	92.63	0.457	15:21:35.016
2 -	43.231	135.5	1:08.249	143.0	30.322	92.6	2:21.802 (1)	92.93		15:23:56.818
3 -	43.098	131.3	1:09.194	141.8	30.466	95.8	2:22.758 (3)	92.30	0.956	15:26:19.576
4 -	43.394	131.5	1:09.257	141.2	30.313	100.1	2:22.964	92.17	1.162	15:28:42.540
5 -	43.499	129.0	1:09.682	136.1	30.477	96.0	2:23.658	91.73	1.856	15:31:06.198
6 -	44.228	130.0	1:09.314	137.7	30.429	97.5	2:23.971	91.53	2.169	15:33:30.169
7 -	43.549	131.3	1:10.424	135.8	30.857	97.2	2:24.830	90.98	3.028	15:35:54.999
8 -	43.416	130.8	1:09.887	136.1	30.749	97.5	2:24.052	91.47	2.250	15:38:19.051
9 -	43.620	131.5	1:10.323	136.6	31.042	98.9	2:24.985	90.89	3.183	15:40:44.036

Weather / Track : Overcast / Dry

Results can be found at www.tsl-timing.com

Page 1 of 10

Silverstone GP

Circuit Length = 3.6604 miles

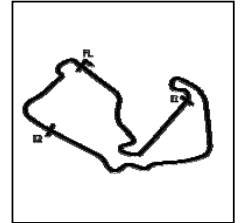
Start: 15:19 Flag 15:40 End: 15:43

Printed - 15:46 Sunday, 28 July 2019

Silverstone Classic

Gallet Trophy for Pre '66 Grand Prix Cars (HGPCA)

RACE 19 - SECTOR ANALYSIS



SECTOR 1 = FL to I1, SECTOR 2 = I1 to I2, SECTOR 3 = I2 to FL, DIFF = Difference To Personal Best Lap, P = Crossed Finish Line in Pit Lane, D = Time Disallowed

P5		1 7a		Miles GRIFFITHS		Lotus 16 368				
IDEAL LAP TIME : 2:21.236		BEST LAP TIME : 2:21.830		DIFFERENCE : 0.594						
LAP	SECTOR 1	SECTOR 2	SECTOR 3	LAP TIME	MPH	DIFF	TIME OF DAY			
1 -		139.5	1:10.526	144.9	30.000	97.9	2:23.537	91.80	1.707	15:21:36.294
2 -	43.095	136.3	1:08.834	141.8	29.901	96.9	2:21.830 (1)	92.91		15:23:58.124
3 -	42.895	136.9	1:08.440	145.2	30.642	95.8	2:21.977 (2)	92.81	0.147	15:26:20.101
4 -	43.325	135.0	1:09.404	143.3	30.817	94.7	2:23.546	91.80	1.716	15:28:43.647
5 -	43.136	133.6	1:09.519	142.4	31.023	94.6	2:23.678	91.71	1.848	15:31:07.325
6 -	43.114	122.4	1:09.234	144.3	30.187	92.1	2:22.535 (3)	92.45	0.705	15:33:29.860
7 -	44.382	134.4	1:09.842	140.6	31.595	96.5	2:25.819	90.37	3.989	15:35:55.679
8 -	43.229	131.8	1:10.328	138.6	30.666	93.9	2:24.223	91.37	2.393	15:38:19.902
9 -	43.231	136.9	1:10.348	141.8	31.299	95.3	2:24.878	90.95	3.048	15:40:44.780

P6		3 12		Barry CANNELL		Brabham BT11A				
IDEAL LAP TIME : 2:21.372		BEST LAP TIME : 2:21.991		DIFFERENCE : 0.619						
LAP	SECTOR 1	SECTOR 2	SECTOR 3	LAP TIME	MPH	DIFF	TIME OF DAY			
1 -		131.5	1:10.392	144.6	30.335	99.2	2:26.050	90.22	4.059	15:21:38.807
2 -	42.733	125.9	1:08.922	145.2	30.578	93.8	2:22.233 (2)	92.64	0.242	15:24:01.040
3 -	43.224	129.3	1:09.251	144.0	30.806	97.2	2:23.281	91.97	1.290	15:26:24.321
4 -	43.257	134.7	1:08.895	143.3	30.530	98.6	2:22.682	92.35	0.691	15:28:47.003
5 -	43.023	134.7	1:08.493	143.0	30.475	94.9	2:21.991 (1)	92.80		15:31:08.994
6 -	43.185	131.3	1:08.955	144.0	30.146	96.2	2:22.286 (3)	92.61	0.295	15:33:31.280
7 -	43.263	129.3	1:09.825	132.8	32.214	90.9	2:25.302	90.69	3.311	15:35:56.582
8 -	43.033	134.4	1:12.296	137.7	30.739	91.8	2:26.068	90.21	4.077	15:38:22.650
9 -	43.920	130.5	1:10.491	140.9	30.913	93.4	2:25.324	90.67	3.333	15:40:47.974

P7		22 12		Peter HORSMANN		Lotus 18/21				
IDEAL LAP TIME : 2:22.544		BEST LAP TIME : 2:23.205		DIFFERENCE : 0.661						
LAP	SECTOR 1	SECTOR 2	SECTOR 3	LAP TIME	MPH	DIFF	TIME OF DAY			
1 -		135.8	1:09.830	145.5	31.070	98.9	2:24.424	91.24	1.219	15:21:37.181
2 -	43.104	138.3	1:09.387	144.0	31.293	84.0	2:23.784 (3)	91.64	0.579	15:24:00.965
3 -	44.133	138.0	1:09.587	144.0	30.926	97.3	2:24.646	91.10	1.441	15:26:25.611
4 -	42.885	137.7	1:09.689	143.0	30.947	96.4	2:23.521 (2)	91.81	0.316	15:28:49.132
5 -	43.052	137.7	1:08.982	144.0	31.171	97.2	2:23.205 (1)	92.02		15:31:12.337
6 -	44.810	135.5	1:09.830	143.7	31.336	97.3	2:25.976	90.27	2.771	15:33:38.313
7 -	43.411	136.1	1:09.794	144.3	31.364	98.1	2:24.569	91.15	1.364	15:36:02.882
8 -	43.552	137.5	1:09.867	143.3	30.677	95.8	2:24.096	91.45	0.891	15:38:26.978
9 -	43.478	137.2	1:09.941	144.3	31.139	96.8	2:24.558	91.15	1.353	15:40:51.536

P8		69 7b		Benn TILLEY		Lotus 18 373				
IDEAL LAP TIME : 2:25.696		BEST LAP TIME : 2:26.388		DIFFERENCE : 0.692						
LAP	SECTOR 1	SECTOR 2	SECTOR 3	LAP TIME	MPH	DIFF	TIME OF DAY			
1 -		121.3	1:13.181	130.8	31.588	94.7	2:31.753	86.83	5.365	15:21:44.510
2 -	44.566	118.3	1:11.510	131.8	30.981	95.3	2:27.057	89.61	0.669	15:24:11.567
3 -	44.515	118.5	1:11.098	132.8	31.234	95.4	2:26.847 (3)	89.73	0.459	15:26:38.414
4 -	44.524	122.4	1:10.996	131.5	30.868	95.4	2:26.388 (1)	90.01		15:29:04.802
5 -	47.638	120.0	1:10.618	131.0	30.821	95.5	2:29.077	88.39	2.689	15:31:33.879
6 -	44.408	121.3	1:10.915	131.3	31.310	93.8	2:26.633 (2)	89.86	0.245	15:34:00.512
7 -	45.223	121.3	1:10.870	131.8	30.807	94.5	2:26.900	89.70	0.512	15:36:27.412
8 -	44.271	126.8	1:10.957	132.8	32.370	92.6	2:27.598	89.28	1.210	15:38:55.010
9 -	46.166	119.8	1:13.000	130.0	32.306	89.5	2:31.472	86.99	5.084	15:41:26.482

Weather / Track : Overcast / Dry

Results can be found at www.tsl-timing.com

Page 2 of 10

Silverstone GP

Circuit Length = 3.6604 miles

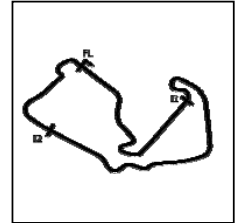
Start: 15:19 Flag 15:40 End: 15:43

Printed - 15:46 Sunday, 28 July 2019

Silverstone Classic

Gallet Trophy for Pre '66 Grand Prix Cars (HGPCA)

RACE 19 - SECTOR ANALYSIS



SECTOR 1 = FL to I1, SECTOR 2 = I1 to I2, SECTOR 3 = I2 to FL, DIFF = Difference To Personal Best Lap, P = Crossed Finish Line in Pit Lane, D = Time Disallowed

P9 101 7b Tom DARK		Cooper T51								
IDEAL LAP TIME : 2:25.642		BEST LAP TIME : 2:26.362		DIFFERENCE : 0.720						
LAP	SECTOR 1	SECTOR 2	SECTOR 3	LAP TIME	MPH	DIFF	TIME OF DAY			
1 -		130.3	1:12.135	138.3	31.607	95.7	2:30.602	87.50	4.240	15:21:43.359
2 -	44.094	133.4	1:11.357	138.9	31.645	94.7	2:27.096	89.58	0.734	15:24:10.455
3 -	44.267	133.4	1:11.373	138.6	31.438	94.9	2:27.078	89.59	0.716	15:26:37.533
4 -	44.161	132.6	1:10.774	138.9	31.427	95.8	2:26.362 (1)	90.03		15:29:03.895
5 -	44.388	132.6	1:10.999	138.3	31.567	92.8	2:26.954 (3)	89.67	0.592	15:31:30.849
6 -	45.336	131.5	1:11.520	137.5	32.635	88.3	2:29.491	88.15	3.129	15:34:00.340
7 -	45.096	130.3	1:10.299	138.3	31.249	89.1	2:26.644 (2)	89.86	0.282	15:36:26.984
8 -	44.382	133.4	1:10.616	138.3	32.141	94.3	2:27.139	89.56	0.777	15:38:54.123
9 -	54.295	128.5	1:11.327	138.6	32.087	92.1	2:37.709	83.55	11.347	15:41:31.832

P10 49 12 Andrew BEAUMONT		Lotus 18 915								
IDEAL LAP TIME : 2:25.717		BEST LAP TIME : 2:26.054		DIFFERENCE : 0.337						
LAP	SECTOR 1	SECTOR 2	SECTOR 3	LAP TIME	MPH	DIFF	TIME OF DAY			
1 -		128.0	1:12.074	132.8	33.463	89.3	2:33.974	85.58	7.920	15:21:46.731
2 -	45.231	128.0	1:12.020	132.3	32.624	78.2	2:29.875	87.92	3.821	15:24:16.606
3 -	48.217	129.8	1:10.288	143.0	32.090	91.5	2:30.595	87.50	4.541	15:26:47.201
4 -	45.744	128.5	1:11.346	141.5	31.912	91.6	2:29.002	88.44	2.948	15:29:16.203
5 -	44.349	132.6	1:11.360	141.8	31.486	92.3	2:27.195 (2)	89.52	1.141	15:31:43.398
6 -	45.079	131.3	1:11.321	141.8	31.507	94.7	2:27.907 (3)	89.09	1.853	15:34:11.305
7 -	45.039	129.5	1:11.579	137.7	31.592	96.2	2:28.210	88.91	2.156	15:36:39.515
8 -	43.943	134.2	1:10.478	140.9	31.633	97.1	2:26.054 (1)	90.22		15:39:05.569
9 -	44.342	128.3	1:12.330	141.8	32.003	87.0	2:28.675	88.63	2.621	15:41:34.244

P11 27 7a Tony WOOD		Maserati Tec Mec								
IDEAL LAP TIME : 2:28.904		BEST LAP TIME : 2:29.600		DIFFERENCE : 0.696						
LAP	SECTOR 1	SECTOR 2	SECTOR 3	LAP TIME	MPH	DIFF	TIME OF DAY			
1 -		121.7	1:13.370	138.6	32.848	91.1	2:32.671	86.31	3.071	15:21:45.428
2 -	45.565	128.3	1:12.714	135.5	31.927	91.1	2:30.206	87.73	0.606	15:24:15.634
3 -	45.735	123.5	1:13.372	135.5	32.921	91.4	2:32.028	86.68	2.428	15:26:47.662
4 -	46.004	127.3	1:12.208	138.0	31.631	90.9	2:29.843 (3)	87.94	0.243	15:29:17.505
5 -	45.501	129.0	1:12.487	136.6	31.612	91.5	2:29.600 (1)	88.08		15:31:47.105
6 -	45.618	127.0	1:12.632	137.2	31.711	92.6	2:29.961	87.87	0.361	15:34:17.066
7 -	45.084	126.3	1:12.647	135.2	32.073	89.3	2:29.804 (2)	87.96	0.204	15:36:46.870
8 -	46.226	127.5	1:13.213	135.2	32.200	91.3	2:31.639	86.90	2.039	15:39:18.509
9 -	45.523	128.0	1:13.164	136.1	32.875	85.9	2:31.562	86.94	1.962	15:41:50.071

P12 133 11 Tim DE SILVA		Lotus 24 946								
IDEAL LAP TIME : 2:28.892		BEST LAP TIME : 2:30.007		DIFFERENCE : 1.115						
LAP	SECTOR 1	SECTOR 2	SECTOR 3	LAP TIME	MPH	DIFF	TIME OF DAY			
1 -		120.0	1:14.278	128.0	31.614	88.7	2:34.890	85.07	4.883	15:21:47.647
2 -	46.366	120.0	1:13.086	126.8	31.494	83.0	2:30.946	87.30	0.939	15:24:18.593
3 -	46.513	120.9	1:12.769	124.2	30.725	91.4	2:30.007 (1)	87.84		15:26:48.600
4 -	47.011	122.4	1:12.422	125.6	31.492	90.4	2:30.925	87.31	0.918	15:29:19.525
5 -	45.864	120.0	1:13.416	125.4	31.241	90.8	2:30.521	87.54	0.514	15:31:50.046
6 -	46.267	119.8	1:13.300	128.5	30.932	90.3	2:30.499	87.56	0.492	15:34:20.545
7 -	46.132	116.1	1:14.482	120.4	31.124	90.4	2:31.738	86.84	1.731	15:36:52.283
8 -	45.745	118.9	1:12.450	124.7	31.902	90.9	2:30.097 (2)	87.79	0.090	15:39:22.380
9 -	46.172	118.3	1:12.929	124.5	31.281	89.2	2:30.382 (3)	87.62	0.375	15:41:52.762

Weather / Track : Overcast / Dry

Results can be found at www.tsl-timing.com

Page 3 of 10

Silverstone GP

Circuit Length = 3.6604 miles

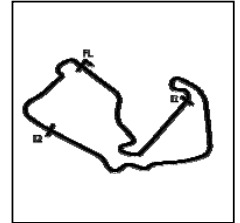
Start: 15:19 Flag 15:40 End: 15:43

Printed - 15:46 Sunday, 28 July 2019

Silverstone Classic

Gallet Trophy for Pre '66 Grand Prix Cars (HGPCA)

RACE 19 - SECTOR ANALYSIS



SECTOR 1 = FL to I1, SECTOR 2 = I1 to I2, SECTOR 3 = I2 to FL, DIFF = Difference To Personal Best Lap, P = Crossed Finish Line in Pit Lane, D = Time Disallowed

P13		9 9		Mark DANIELL			Cooper T45			
IDEAL LAP TIME : 2:28.519		BEST LAP TIME : 2:29.188			DIFFERENCE : 0.669					
LAP	SECTOR 1	SECTOR 2		SECTOR 3		LAP TIME	MPH	DIFF	TIME OF DAY	
1 -		124.9	1:13.317	134.4	32.641	93.7	2:33.503	85.84	4.315	15:21:46.260
2 -	45.589	121.5	1:12.661	139.2	32.251	89.8	2:30.501	87.55	1.313	15:24:16.761
3 -	44.949	129.0	1:12.090	133.4	32.445	90.3	2:29.484 (2)	88.15	0.296	15:26:46.245
4 -	1:04.452	125.6	1:12.528	135.0	31.652	95.0	2:48.632	78.14	19.444	15:29:34.877
5 -	45.950	127.0	1:12.280	131.8	32.967	87.8	2:31.197	87.15	2.009	15:32:06.074
6 -	45.898	127.5	1:13.195	134.4	31.715	94.6	2:30.808	87.38	1.620	15:34:36.882
7 -	45.618	125.6	1:11.920	133.6	31.650	93.7	2:29.188 (1)	88.33		15:37:06.070
8 -	45.651	128.3	1:12.564	135.0	32.085	94.1	2:30.300 (3)	87.67	1.112	15:39:36.370
9 -	45.517	126.1	1:17.379	134.4	32.681	89.3	2:35.577	84.70	6.389	15:42:11.947

P14		4 10		Greg THORNTON			LDS 03			
IDEAL LAP TIME : 2:30.433		BEST LAP TIME : 2:30.925			DIFFERENCE : 0.492					
LAP	SECTOR 1	SECTOR 2		SECTOR 3		LAP TIME	MPH	DIFF	TIME OF DAY	
1 -		118.7	1:14.161	127.5	32.567	92.4	2:37.499	83.66	6.574	15:21:50.256
2 -	46.210	118.9	1:13.327	122.9	31.800	89.0	2:31.337 (3)	87.07	0.412	15:24:21.593
3 -	45.631	116.7	1:13.949	120.0	31.747	88.8	2:31.327 (2)	87.08	0.402	15:26:52.920
4 -	46.248	116.7	1:14.344	119.6	31.635	88.8	2:32.227	86.56	1.302	15:29:25.147
5 -	45.575	114.9	1:13.819	117.3	31.531	89.5	2:30.925 (1)	87.31		15:31:56.072
6 -	45.969	114.5	1:13.989	117.5	32.049	90.1	2:32.007	86.69	1.082	15:34:28.079
7 -	45.879	114.3	1:14.271	117.1	32.413	85.5	2:32.563	86.37	1.638	15:37:00.642
8 -	46.248	111.2	1:15.169	117.3	32.305	86.7	2:33.722	85.72	2.797	15:39:34.364
9 -	46.055	116.3	1:19.759	120.6	32.013	88.4	2:37.827	83.49	6.902	15:42:12.191

P15		32 10		Bernardo HARTOGS			Lotus 18/21 916			
IDEAL LAP TIME : 2:31.415		BEST LAP TIME : 2:32.028			DIFFERENCE : 0.613					
LAP	SECTOR 1	SECTOR 2		SECTOR 3		LAP TIME	MPH	DIFF	TIME OF DAY	
1 -		116.7	1:14.029	127.0	32.892	89.0	2:38.265	83.26	6.237	15:21:51.022
2 -	46.526	118.9	1:13.781	126.8	31.721	91.0	2:32.028 (1)	86.68		15:24:23.050
3 -	45.913	111.8	1:14.115	120.9	32.309	90.8	2:32.337 (2)	86.50	0.309	15:26:55.387
4 -	48.319	117.7	1:14.675	127.8	32.705	92.9	2:35.699	84.63	3.671	15:29:31.086
5 -	46.562	119.4	1:13.954	127.5	32.663	90.0	2:33.179	86.02	1.151	15:32:04.265
6 -	46.698	115.3	1:15.323	128.8	33.114	88.3	2:35.135	84.94	3.107	15:34:39.400
7 -	46.844	120.9	1:14.041	126.8	33.100	89.5	2:33.985	85.57	1.957	15:37:13.385
8 -	46.528	123.1	1:14.840	126.1	32.811	89.8	2:34.179	85.47	2.151	15:39:47.564
9 -	46.571	119.6	1:13.821	128.5	32.726	88.1	2:33.118 (3)	86.06	1.090	15:42:20.682

P16		80 10		Nick TAYLOR			Lotus 18 914			
IDEAL LAP TIME : 2:31.265		BEST LAP TIME : 2:32.542			DIFFERENCE : 1.277					
LAP	SECTOR 1	SECTOR 2		SECTOR 3		LAP TIME	MPH	DIFF	TIME OF DAY	
1 -		117.7	1:14.617	129.0	33.380	88.7	2:38.057	83.37	5.515	15:21:50.814
2 -	47.990	116.5	1:13.802	126.8	31.643	91.6	2:33.435 (3)	85.88	0.893	15:24:24.249
3 -	45.820	123.5	1:14.684	126.8	32.038	91.4	2:32.542 (1)	86.38		15:26:56.791
4 -	47.044	121.3	1:14.953	128.3	31.659	92.4	2:33.656	85.76	1.114	15:29:30.447
5 -	46.121	119.4	1:16.034	124.7	33.920	81.7	2:36.075	84.43	3.533	15:32:06.522
6 -	48.128	118.7	1:14.060	124.7	31.973	90.4	2:34.161	85.48	1.619	15:34:40.683
7 -	45.959	122.4	1:15.088	119.8	32.517	90.5	2:33.564	85.81	1.022	15:37:14.247
8 -	46.340	121.1	1:14.465	128.5	32.881	89.4	2:33.686	85.74	1.144	15:39:47.933
9 -	46.332	120.2	1:14.557	125.6	32.107	88.0	2:32.996 (2)	86.13	0.454	15:42:20.929

Weather / Track : Overcast / Dry

Results can be found at www.tsl-timing.com

Page 4 of 10

Silverstone GP

Circuit Length = 3.6604 miles

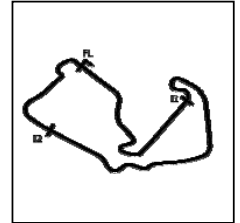
Start: 15:19 Flag 15:40 End: 15:43

Printed - 15:46 Sunday, 28 July 2019

Silverstone Classic

Gallet Trophy for Pre '66 Grand Prix Cars (HGPCA)

RACE 19 - SECTOR ANALYSIS



SECTOR 1 = FL to I1, SECTOR 2 = I1 to I2, SECTOR 3 = I2 to FL, DIFF = Difference To Personal Best Lap, P = Crossed Finish Line in Pit Lane, D = Time Disallowed

P17 25 6		Marino FRANCHITTI			Maserati 250F 2532					
IDEAL LAP TIME : 2:31.613		BEST LAP TIME : 2:31.680			DIFFERENCE : 0.067					
LAP	SECTOR 1	SECTOR 2		SECTOR 3	LAP TIME	MPH	DIFF	TIME OF DAY		
1 -		117.3			91.8	2:37.248	83.80	5.568	15:21:50.005	
2 -	49.661	111.6	1:14.455	129.5	32.806	89.2	2:36.922	83.97	5.242	15:24:26.927
3 -	45.884	125.9					2:31.739 (2)	86.84	0.059	15:26:58.666
4 -	48.207	122.6	1:14.065		33.232		2:35.504	84.74	3.824	15:29:34.170
5 -	47.118	113.5					2:34.765	85.14	3.085	15:32:08.935
6 -	47.525	118.5	1:15.069		33.375		2:35.969	84.48	4.289	15:34:44.904
7 -	45.951	126.6	1:13.199	133.6	32.530		2:31.680 (1)	86.87		15:37:16.584
8 -	46.630	124.9	1:15.439	130.5	33.625	87.9	2:35.694	84.63	4.014	15:39:52.278
9 -	47.226	116.5	1:14.796		32.571		2:34.593 (3)	85.24	2.913	15:42:26.871

P18 14 11		Richard WILSON			Cooper T60					
IDEAL LAP TIME : 2:30.398		BEST LAP TIME : 2:32.056			DIFFERENCE : 1.658					
LAP	SECTOR 1	SECTOR 2		SECTOR 3	LAP TIME	MPH	DIFF	TIME OF DAY		
1 -		116.7	1:14.001	128.5	32.662	87.8	2:38.455	83.16	6.399	15:21:51.212
2 -	47.123	121.7	1:13.406	128.3	31.527	92.5	2:32.056 (1)	86.66		15:24:23.268
3 -	47.934	119.1	1:12.694	129.0	32.020	93.7	2:32.648 (3)	86.32	0.592	15:26:55.916
4 -	48.312	109.1	1:14.948	128.0	32.304	93.2	2:35.564	84.70	3.508	15:29:31.480
5 -	48.061	118.5	1:13.672	125.6	33.325	80.0	2:35.058	84.98	3.002	15:32:06.538
6 -	56.597	116.7	1:14.117	123.8	31.831	90.3	2:42.545	81.07	10.489	15:34:49.083
7 -	48.229	110.7	1:13.942	122.4	31.727	93.4	2:33.898	85.62	1.842	15:37:22.981
8 -	46.275	118.3	1:14.117	125.4	32.072	93.2	2:32.464 (2)	86.43	0.408	15:39:55.445
9 -	48.259	116.7	1:13.693	124.5	31.429	92.1	2:33.381	85.91	1.325	15:42:28.826

P19 66 11		Sid HOOLE			Cooper T66 F1					
IDEAL LAP TIME : 2:31.394		BEST LAP TIME : 2:32.155			DIFFERENCE : 0.761					
LAP	SECTOR 1	SECTOR 2		SECTOR 3	LAP TIME	MPH	DIFF	TIME OF DAY		
1 -		100.0	1:17.216	130.0	33.038	87.9	2:52.591	76.35	20.436	15:22:05.348
2 -	47.139	112.5	1:14.172	123.1	33.872	86.4	2:35.183	84.91	3.028	15:24:40.531
3 -	45.374	119.1	1:15.116	135.2	33.244	88.1	2:33.734	85.71	1.579	15:27:14.265
4 -	47.702	121.5	1:15.508	133.6	33.108	90.6	2:36.318	84.30	4.163	15:29:50.583
5 -	46.156	124.7	1:14.096	132.8	33.035	88.1	2:33.287	85.96	1.132	15:32:23.870
6 -	45.765	125.6	1:13.933	132.1	32.756	88.3	2:32.454 (2)	86.43	0.299	15:34:56.324
7 -	46.065	126.1	1:13.530	132.8	32.560	90.1	2:32.155 (1)	86.60		15:37:28.479
8 -	45.304	127.3	1:13.707	132.1	33.608	83.5	2:32.619 (3)	86.34	0.464	15:40:01.098
9 -	47.569	122.2	1:14.735	132.6	33.207	89.8	2:35.511	84.73	3.356	15:42:36.609

P20 35 10		Richard TARLING			Assegai					
IDEAL LAP TIME : 2:31.937		BEST LAP TIME : 2:32.976			DIFFERENCE : 1.039					
LAP	SECTOR 1	SECTOR 2		SECTOR 3	LAP TIME	MPH	DIFF	TIME OF DAY		
1 -		116.3	1:14.802	118.5	31.796	88.8	2:35.270	84.86	2.294	15:21:48.027
2 -	46.696	117.3	1:15.016	120.6	32.299	87.6	2:34.011 (2)	85.56	1.035	15:24:22.038
3 -	46.304	116.1	1:15.883	118.3	32.232	88.0	2:34.419	85.33	1.443	15:26:56.457
4 -	48.387	114.7	1:15.056	121.1	32.133	87.1	2:35.576	84.70	2.600	15:29:32.033
5 -	46.958	114.1	1:14.458	116.9	33.258	84.2	2:34.674	85.19	1.698	15:32:06.707
6 -	48.079	113.7	1:14.856	118.3	31.478	88.1	2:34.413	85.34	1.437	15:34:41.120
7 -	46.680	114.3	1:14.155	119.4	32.141	87.0	2:32.976 (1)	86.14		15:37:14.096
8 -	46.635	116.1	1:15.305	118.9	32.272	87.7	2:34.212 (3)	85.45	1.236	15:39:48.308
9 -	1:00.722	112.0	1:16.098	116.5	31.984	87.2	2:48.804	78.06	15.828	15:42:37.112

Weather / Track : Overcast / Dry

Results can be found at www.tsl-timing.com

Page 5 of 10

Silverstone GP

Circuit Length = 3.6604 miles

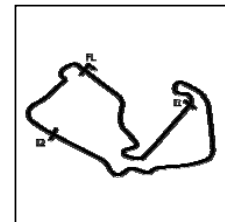
Start: 15:19 Flag 15:40 End: 15:43

Printed - 15:46 Sunday, 28 July 2019

Silverstone Classic

Gallet Trophy for Pre '66 Grand Prix Cars (HGPCA)

RACE 19 - SECTOR ANALYSIS



SECTOR 1 = FL to I1, SECTOR 2 = I1 to I2, SECTOR 3 = I2 to FL, DIFF = Difference To Personal Best Lap, P = Crossed Finish Line in Pit Lane, D = Time Disallowed

P21 96 11		Harindra DE SILVA		Scirocco BRM						
IDEAL LAP TIME : 2:34.715		BEST LAP TIME : 2:34.828		DIFFERENCE : 0.113						
LAP	SECTOR 1	SECTOR 2		SECTOR 3		LAP TIME	MPH	DIFF	TIME OF DAY	
1 -		118.1	1:16.621	127.3	33.988	89.5	2:46.121	79.32	11.293	15:21:58.878
2 -	47.591	119.1	1:16.534	129.3	33.276	91.5	2:37.401	83.72	2.573	15:24:36.279
3 -	47.183	119.6	1:16.342	122.9	33.814	85.8	2:37.339	83.75	2.511	15:27:13.618
4 -	48.456	115.9	1:16.459	128.3	33.517	87.0	2:38.432	83.17	3.604	15:29:52.050
5 -	47.374	122.9	1:16.350	123.3	33.383	81.3	2:37.107	83.87	2.279	15:32:29.157
6 -	47.623	120.4	1:16.190	123.5	33.109	86.8	2:36.922	(3) 83.97	2.094	15:35:06.079
7 -	47.145	120.0	1:15.308	125.6	32.375	89.9	2:34.828	(1) 85.11		15:37:40.907
8 -	47.358	115.1	1:16.935	127.5	33.202	86.2	2:37.495	83.67	2.667	15:40:18.402
9 -	47.032	119.4	1:15.923	127.3	33.526	88.4	2:36.481	(2) 84.21	1.653	15:42:54.883

P22 7 12		Nick TOPLISS		Cooper T53 Lowline						
IDEAL LAP TIME : 2:35.481		BEST LAP TIME : 2:36.540		DIFFERENCE : 1.059						
LAP	SECTOR 1	SECTOR 2		SECTOR 3		LAP TIME	MPH	DIFF	TIME OF DAY	
1 -		118.5	1:16.446	123.3	34.850	82.3	2:44.606	80.05	8.066	15:21:57.363
2 -	47.936	117.5	1:16.820	128.3	33.861	89.9	2:38.617	83.07	2.077	15:24:35.980
3 -	46.934	123.5	1:16.099	127.0	33.507	86.5	2:36.540	(1) 84.18		15:27:12.520
4 -	46.817	111.2	1:15.976	128.0	33.832	84.8	2:36.625	(2) 84.13	0.085	15:29:49.145
5 -	48.112	122.9	1:15.277	125.9	33.387	87.6	2:36.776	(3) 84.05	0.236	15:32:25.921
6 -	47.536	123.5	1:15.696	127.3	33.917	90.1	2:37.149	83.85	0.609	15:35:03.070
7 -	47.551	121.7	1:15.507	130.3	33.866	86.5	2:36.924	83.97	0.384	15:37:39.994
8 -	47.623	121.3	1:16.411	127.8	34.127	88.4	2:38.161	83.31	1.621	15:40:18.155
9 -	47.822	118.9	1:15.952	117.5	33.943	88.0	2:37.717	83.55	1.177	15:42:55.872

P23 248 6		Klaus LEHR		Maserati 250F CM5						
IDEAL LAP TIME : 2:36.393		BEST LAP TIME : 2:37.005		DIFFERENCE : 0.612						
LAP	SECTOR 1	SECTOR 2		SECTOR 3		LAP TIME	MPH	DIFF	TIME OF DAY	
1 -		121.1	1:16.437	127.3	34.657	79.5	2:43.587	80.55	6.582	15:21:56.344
2 -	47.839	114.5	1:16.373	129.3	33.398	87.7	2:37.610	83.61	0.605	15:24:33.954
3 -	47.496	118.9	1:17.785	125.2	34.120	83.9	2:39.401	82.67	2.396	15:27:13.355
4 -	47.516	116.7	1:16.722	125.9	34.233	83.9	2:38.471	83.15	1.466	15:29:51.826
5 -	47.215	121.7	1:16.323	129.3	33.469	81.5	2:37.007	(2) 83.93	0.002	15:32:28.833
6 -	47.415	121.5	1:16.263	128.5	33.327	85.4	2:37.005	(1) 83.93		15:35:05.838
7 -	48.140	121.1	1:16.740	126.6	33.330	84.8	2:38.210	83.29	1.205	15:37:44.048
8 -	47.688	122.0	1:16.411	130.8	33.606	83.8	2:37.705	83.55	0.700	15:40:21.753
9 -	47.552	122.0	1:15.851	131.3	33.658	81.0	2:37.061	(3) 83.90	0.056	15:42:58.814

P24 21 5		Ian NUTHALL		Alfa F2						
IDEAL LAP TIME : 2:38.226		BEST LAP TIME : 2:38.493		DIFFERENCE : 0.267						
LAP	SECTOR 1	SECTOR 2		SECTOR 3		LAP TIME	MPH	DIFF	TIME OF DAY	
1 -		110.5	1:18.119	118.7	34.036	87.8	2:45.596	79.57	7.103	15:21:58.353
2 -	48.202	113.1	1:17.419	121.3	33.512	87.9	2:39.133	(3) 82.80	0.640	15:24:37.486
3 -	47.902	114.7	1:17.837	119.8	33.045	87.6	2:38.784	(2) 82.99	0.291	15:27:16.270
4 -	47.762	113.9	1:17.609	119.1	33.122	87.6	2:38.493	(1) 83.14		15:29:54.763
5 -	48.214	112.5	1:17.594	118.1	33.545	87.7	2:39.353	82.69	0.860	15:32:34.116
6 -	48.820	111.2	1:18.410	118.1	33.531	86.3	2:40.761	81.97	2.268	15:35:14.877
7 -	48.711	113.1	1:17.624	118.1	33.314	87.1	2:39.649	82.54	1.156	15:37:54.526
8 -	48.503	112.4	1:19.465	118.3	34.725	85.2	2:42.693	80.99	4.200	15:40:37.219

Weather / Track : Overcast / Dry

Results can be found at www.tsl-timing.com

Page 6 of 10

Silverstone GP

Circuit Length = 3.6604 miles

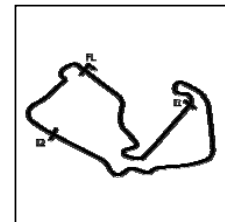
Start: 15:19 Flag 15:40 End: 15:43

Printed - 15:46 Sunday, 28 July 2019

Silverstone Classic

Gallet Trophy for Pre '66 Grand Prix Cars (HGPCA)

RACE 19 - SECTOR ANALYSIS



SECTOR 1 = FL to I1, SECTOR 2 = I1 to I2, SECTOR 3 = I2 to FL, DIFF = Difference To Personal Best Lap, P = Crossed Finish Line in Pit Lane, D = Time Disallowed

P25 132 12		Larry KINCH		Lotus 32 Tasman						
IDEAL LAP TIME : 2:37.528		BEST LAP TIME : 2:38.579		DIFFERENCE : 1.051						
LAP	SECTOR 1	SECTOR 2	SECTOR 3	LAP TIME	MPH	DIFF	TIME OF DAY			
1 -		115.3	1:18.081	125.9	34.417	85.2	2:51.876	76.67	13.297	15:22:04.633
2 -	49.123	109.2	1:18.762	132.1	34.452	84.4	2:42.337	81.17	3.758	15:24:46.970
3 -	48.317	121.3	1:18.224	124.2	34.276	86.0	2:40.817	81.94	2.238	15:27:27.787
4 -	48.369	117.1	1:17.639	134.7	34.505	86.4	2:40.513	82.09	1.934	15:30:08.300
5 -	49.210	116.9	1:17.355	135.2	34.099	87.1	2:40.664	82.02	2.085	15:32:48.964
6 -	48.235	117.9	1:17.265	135.5	34.135	85.2	2:39.635 (2)	82.54	1.056	15:35:28.599
7 -	47.652	123.1	1:16.426	136.3	34.501	83.5	2:38.579 (1)	83.09		15:38:07.178
8 -	48.069	122.6	1:18.967	130.3	33.450	85.3	2:40.486 (3)	82.11	1.907	15:40:47.664

P26 15 7b		Thomas MATZELBERGER		Cooper T45/51						
IDEAL LAP TIME : 2:36.340		BEST LAP TIME : 2:37.675		DIFFERENCE : 1.335						
LAP	SECTOR 1	SECTOR 2	SECTOR 3	LAP TIME	MPH	DIFF	TIME OF DAY			
1 -		109.6	1:24.057	117.3	36.167	77.3	3:00.578	72.97	22.903	15:22:13.335
2 -	49.227	100.7	1:18.166	117.9	34.281	92.0	2:41.674	81.50	3.999	15:24:55.009
3 -	47.120	116.5	1:16.972	119.8	34.182	85.2	2:38.274 (2)	83.25	0.599	15:27:33.283
4 -	47.086	114.5	1:16.732	128.0	33.857	85.5	2:37.675 (1)	83.57		15:30:10.958
5 -	48.000	107.5	1:17.358	129.0	33.016	88.3	2:38.374 (3)	83.20	0.699	15:32:49.332
6 -	48.431	107.8	1:17.182	120.6	33.791	83.7	2:39.404	82.66	1.729	15:35:28.736
7 -	48.111	117.5	1:16.238	123.1	34.734	78.4	2:39.083	82.83	1.408	15:38:07.819
8 -	51.740	116.1	1:18.645	123.8	34.479	90.6	2:44.864	79.93	7.189	15:40:52.683

P27 19 5		Paul GRANT		Cooper Bristol Mk2 3/53						
IDEAL LAP TIME : 2:40.327		BEST LAP TIME : 2:41.291		DIFFERENCE : 0.964						
LAP	SECTOR 1	SECTOR 2	SECTOR 3	LAP TIME	MPH	DIFF	TIME OF DAY			
1 -		106.8	1:18.988	115.3	33.925	82.1	2:48.671	78.12	7.380	15:22:01.428
2 -	48.844	109.2	1:19.477	114.1	33.789	78.4	2:42.110	81.28	0.819	15:24:43.538
3 -	49.169	108.7	1:19.607	113.9	34.313	80.2	2:43.089	80.80	1.798	15:27:26.627
4 -	49.495	107.8	1:19.113	117.1	33.848	80.3	2:42.456	81.11	1.165	15:30:09.083
5 -	49.086	107.5	1:19.358	114.7	33.548	80.6	2:41.992	81.34	0.701	15:32:51.075
6 -	48.468	107.8	1:18.948	114.7	33.898	79.5	2:41.314 (2)	81.69	0.023	15:35:32.389
7 -	48.788	107.8	1:19.116	113.7	33.652	82.8	2:41.556 (3)	81.56	0.265	15:38:13.945
8 -	49.342	107.8	1:18.311	115.3	33.638	81.6	2:41.291 (1)	81.70		15:40:55.236

P28 33 5		Chris PHILIPS		Cooper Bristol Mk2 6/53						
IDEAL LAP TIME : 2:43.196		BEST LAP TIME : 2:43.842		DIFFERENCE : 0.646						
LAP	SECTOR 1	SECTOR 2	SECTOR 3	LAP TIME	MPH	DIFF	TIME OF DAY			
1 -		107.8	1:19.498	118.7	34.812	81.2	2:50.827	77.14	6.985	15:22:03.584
2 -	50.221	106.1	1:20.262	118.3	34.823	84.3	2:45.306	79.71	1.464	15:24:48.890
3 -	49.354	108.9	1:19.664	117.7	34.824	82.9	2:43.842 (1)	80.42		15:27:32.732
4 -	50.005	110.7	1:19.636	117.5	34.344	83.9	2:43.985 (2)	80.35	0.143	15:30:16.717
5 -	49.744	110.5	1:19.747	118.1	34.574	83.1	2:44.065 (3)	80.32	0.223	15:33:00.782
6 -	50.213	109.8	1:19.968	117.9	35.622	81.7	2:45.803	79.47	1.961	15:35:46.585
7 -	50.895	110.0	1:20.878	117.7	34.748	83.3	2:46.521	79.13	2.679	15:38:33.106
8 -	51.062	106.5	1:21.359	116.3	35.248	81.6	2:47.669	78.59	3.827	15:41:20.775

Weather / Track : Overcast / Dry

Results can be found at www.tsl-timing.com

Page 7 of 10

Silverstone GP

Circuit Length = 3.6604 miles

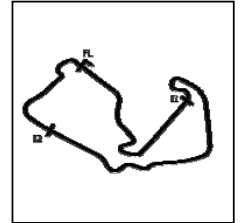
Start: 15:19 Flag 15:40 End: 15:43

Printed - 15:46 Sunday, 28 July 2019

Silverstone Classic

Gallet Trophy for Pre '66 Grand Prix Cars (HGPCA)

RACE 19 - SECTOR ANALYSIS



SECTOR 1 = FL to I1, SECTOR 2 = I1 to I2, SECTOR 3 = I2 to FL, DIFF = Difference To Personal Best Lap, P = Crossed Finish Line in Pit Lane, D = Time Disallowed

P29 45 9		Tania PILKINGTON		Cooper T43						
IDEAL LAP TIME : 2:42.673		BEST LAP TIME : 2:43.349		DIFFERENCE : 0.676						
LAP	SECTOR 1	SECTOR 2	SECTOR 3	LAP TIME	MPH	DIFF	TIME OF DAY			
1 -		110.7	1:21.636	117.1	35.610	81.4	2:57.836	74.10	14.487	15:22:10.593
2 -	50.358	113.5	1:20.470	120.0	35.120	82.9	2:45.948	79.40	2.599	15:24:56.541
3 -	50.156	112.9	1:19.957	119.4	34.976	82.4	2:45.089	79.82	1.740	15:27:41.630
4 -	51.552	110.3	1:19.121	118.9	35.128	83.5	2:45.801	79.47	2.452	15:30:27.431
5 -	49.804	111.2	1:19.726	118.9	34.815	84.8	2:44.345 (3)	80.18	0.996	15:33:11.776
6 -	50.021	110.1	1:21.137	117.7	34.674	85.1	2:45.832	79.46	2.483	15:35:57.608
7 -	48.893	112.5	1:19.590	117.3	34.117	84.9	2:43.600 (2)	80.54	0.251	15:38:41.208
8 -	49.435	112.2	1:19.421	119.4	34.493	84.5	2:43.349 (1)	80.67		15:41:24.557

P30 24 7b		Ingo STROLZ		Cooper T51						
IDEAL LAP TIME : 2:41.563		BEST LAP TIME : 2:42.177		DIFFERENCE : 0.614						
LAP	SECTOR 1	SECTOR 2	SECTOR 3	LAP TIME	MPH	DIFF	TIME OF DAY			
1 -		99.5	1:21.754	119.4	36.494	79.7	3:00.339	73.07	18.162	15:22:13.096
2 -	49.122	103.5	1:20.693	121.1	36.900	80.7	2:46.715	79.04	4.538	15:24:59.811
3 -	49.872	111.2	1:20.884	124.9	35.592	83.8	2:46.348	79.21	4.171	15:27:46.159
4 -	49.376	104.5	1:20.784	120.2	35.414	86.1	2:45.574	79.58	3.397	15:30:31.733
5 -	49.215	116.1	1:18.206	124.5	34.756	87.2	2:42.177 (1)	81.25		15:33:13.910
6 -	48.778	116.5	1:21.265	111.6	35.841	84.6	2:45.884	79.43	3.707	15:35:59.794
7 -	48.808	116.7	1:19.800	116.7	35.260	90.6	2:43.868 (3)	80.41	1.691	15:38:43.662
8 -	48.601	121.3	1:19.658	120.9	35.547	81.7	2:43.806 (2)	80.44	1.629	15:41:27.468

P31 75 5		Niamh WOOD		Cooper Bristol Mk1 8/52						
IDEAL LAP TIME : 2:44.519		BEST LAP TIME : 2:45.308		DIFFERENCE : 0.789						
LAP	SECTOR 1	SECTOR 2	SECTOR 3	LAP TIME	MPH	DIFF	TIME OF DAY			
1 -		108.5	1:21.461	116.5	35.675	80.9	2:55.758	74.97	10.450	15:22:08.515
2 -	50.936	111.2	1:20.924	116.1	35.825	80.2	2:47.685	78.58	2.377	15:24:56.200
3 -	51.316	110.0	1:20.631	117.3	35.247	82.4	2:47.194	78.81	1.886	15:27:43.394
4 -	50.705	109.1	1:20.120	116.1	35.320	82.4	2:46.145	79.31	0.837	15:30:29.539
5 -	50.552	110.1	1:20.783	116.7	34.483	80.7	2:45.818 (3)	79.47	0.510	15:33:15.357
6 -	50.013	109.8	1:20.739	116.9	34.674	82.3	2:45.426 (2)	79.65	0.118	15:36:00.783
7 -	50.162	111.1	1:20.023	115.1	35.123	78.6	2:45.308 (1)	79.71		15:38:46.091
8 -	50.878	109.6	1:21.120	116.5	36.120	79.4	2:48.118	78.38	2.810	15:41:34.209

P32 23 5		Barry WOOD		Cooper Bristol Mk1 6/52						
IDEAL LAP TIME : 2:45.339		BEST LAP TIME : 2:45.954		DIFFERENCE : 0.615						
LAP	SECTOR 1	SECTOR 2	SECTOR 3	LAP TIME	MPH	DIFF	TIME OF DAY			
1 -		104.8	1:21.023	113.9	35.605	80.3	2:58.341	73.89	12.387	15:22:11.098
2 -	50.504	106.0	1:21.254	115.1	35.864	81.6	2:47.622	78.61	1.668	15:24:56.720
3 -	49.979	110.5	1:20.967	114.9	35.008	83.9	2:45.954 (1)	79.40		15:27:44.674
4 -	50.241	106.5	1:20.745	117.3	34.982	82.6	2:45.968 (2)	79.39	0.014	15:30:30.642
5 -	50.374	109.6	1:20.378	114.5	35.669	82.5	2:46.421 (3)	79.18	0.467	15:33:17.063
6 -	50.106	100.9	1:22.340	114.9	36.624	81.5	2:49.070	77.94	3.116	15:36:06.133
7 -	51.244	103.7	1:21.602	112.5	37.068	78.2	2:49.914	77.55	3.960	15:38:56.047
8 -	52.304	100.1	1:23.971	114.7	37.159	71.3	2:53.434	75.98	7.480	15:41:49.481

Weather / Track : Overcast / Dry

Results can be found at www.tsl-timing.com

Page 8 of 10

Silverstone GP

Circuit Length = 3.6604 miles

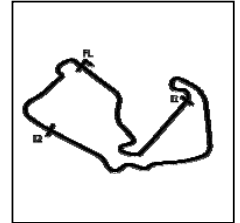
Start: 15:19 Flag 15:40 End: 15:43

Printed - 15:46 Sunday, 28 July 2019

Silverstone Classic

Gallet Trophy for Pre '66 Grand Prix Cars (HGPCA)

RACE 19 - SECTOR ANALYSIS



SECTOR 1 = FL to I1, SECTOR 2 = I1 to I2, SECTOR 3 = I2 to FL, DIFF = Difference To Personal Best Lap, P = Crossed Finish Line in Pit Lane, D = Time Disallowed

P33 111 6		Helmut GASSMANN				Connaught B4				
IDEAL LAP TIME : 2:50.134		BEST LAP TIME : 2:50.952		DIFFERENCE : 0.818						
LAP	SECTOR 1	SECTOR 2	SECTOR 3	LAP TIME	MPH	DIFF	TIME OF DAY			
1 -		89.5	1:27.721	105.6	37.333	82.0	3:21.112	65.52	30.160	15:22:33.869
2 -	53.554	102.6	1:23.468	111.2	36.121	80.2	2:53.143 (3)	76.10	2.191	15:25:27.012
3 -	52.034	109.6	1:23.020	114.1	35.898	82.1	2:50.952 (1)	77.08		15:28:17.964
4 -	51.216	110.1	1:23.449	113.7	37.466	78.5	2:52.131 (2)	76.55	1.179	15:31:10.095
5 -	51.824	108.4	1:24.692	96.2	39.908	80.5	2:56.424	74.69	5.472	15:34:06.519
6 -	53.202	101.9	1:26.741	105.6	38.261	75.8	2:58.204	73.94	7.252	15:37:04.723
7 -	52.795	104.3	1:26.045	110.1	37.312	78.9	2:56.152	74.80	5.200	15:40:00.875
8 -	53.219	101.6	1:26.254	110.3	38.027	81.0	2:57.500	74.24	6.548	15:42:58.375

P34 17 6		Arnout KOK				Netuar Peugeot				
IDEAL LAP TIME : 2:48.470		BEST LAP TIME : 2:48.731		DIFFERENCE : 0.261						
LAP	SECTOR 1	SECTOR 2	SECTOR 3	LAP TIME	MPH	DIFF	TIME OF DAY			
1 -		99.8	1:22.659	102.9	35.355	79.7	3:03.924	71.64	15.193	15:22:16.681
2 -	52.757	99.8	1:22.495	103.2	35.495	78.3	2:50.747 (3)	77.17	2.016	15:25:07.428
3 -	51.685	98.6	1:21.776	103.4	35.270	76.8	2:48.731 (1)	78.09		15:27:56.159
4 -	52.240	98.6	1:22.543	102.6	35.009	78.6	2:49.792 (2)	77.61	1.061	15:30:45.951
5 -	51.737	97.8	1:31.207	101.3	36.998	75.9	2:59.942	73.23	11.211	15:33:45.893
6 -	54.029	96.8	1:28.210	84.7	38.532	71.0	3:00.771	72.89	12.040	15:36:46.664
7 -	55.654	92.1	1:29.621	94.9	40.203	77.4	3:05.478	71.04	16.747	15:39:52.142
8 -	57.399	68.8	1:32.638	99.5	37.208	74.8	3:07.245	70.37	18.514	15:42:59.387

P35 8 9		Tony DITHERIDGE				Cooper T45				
IDEAL LAP TIME : 2:36.621		BEST LAP TIME : 2:39.152		DIFFERENCE : 2.531						
LAP	SECTOR 1	SECTOR 2	SECTOR 3	LAP TIME	MPH	DIFF	TIME OF DAY			
1 -		103.7	1:19.427	115.7	34.166	82.8	2:49.346	77.81	10.194	15:22:02.103
2 -	50.514	103.2	1:19.767	114.3	34.910	82.2	2:45.191 (3)	79.77	6.039	15:24:47.294
3 -	49.858	107.5	1:20.610	112.4	IN PIT		2:47.795 P	78.53	8.643	15:27:35.089
4 -	OUTLAP	116.9	1:15.634	128.8	33.251	84.6	5:03.870	43.36	2:24.718	15:32:38.959
5 -	1:13.732	112.7	1:16.659	126.6	34.123	85.5	3:04.514	71.41	25.362	15:35:43.473
6 -	47.736	116.9	1:17.755	126.1	33.661	83.4	2:39.152 (1)	82.80		15:38:22.625
7 -	48.347	113.5	1:17.364	124.9	34.381	86.8	2:40.092 (2)	82.31	0.940	15:41:02.717

P36 28 8		Eddie MCGUIRE				Scarab Offenhauser				
IDEAL LAP TIME : 2:29.463		BEST LAP TIME : 2:29.695		DIFFERENCE : 0.232						
LAP	SECTOR 1	SECTOR 2	SECTOR 3	LAP TIME	MPH	DIFF	TIME OF DAY			
1 -		128.3	1:13.117	136.3	32.561	85.5	2:34.750	85.15	5.055	15:21:47.507
2 -	46.302	120.2	1:12.188	138.3	32.457	82.8	2:30.947	87.30	1.252	15:24:18.454
3 -	45.292	132.1	1:12.419	138.3	32.243	87.9	2:29.954 (3)	87.87	0.259	15:26:48.408
4 -	46.113	127.5	1:12.325	138.3	32.110	92.1	2:30.548	87.53	0.853	15:29:18.956
5 -	45.165	131.5	1:12.298	138.0	32.232	92.3	2:29.695 (1)	88.03		15:31:48.651
6 -	45.466	129.5	1:12.309	137.2	32.114	94.7	2:29.889 (2)	87.91	0.194	15:34:18.540
7 -	46.355	128.3	1:16.224	127.8	32.697	91.3	2:35.276	84.86	5.581	15:36:53.816
8 -	47.587	124.0	1:13.895	134.7	33.038	82.4	2:34.520	85.28	4.825	15:39:28.336

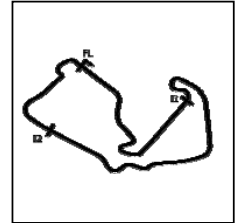
P37 127 9		Steve HART				Cooper T51				
IDEAL LAP TIME : 2:31.536		BEST LAP TIME : 2:31.941		DIFFERENCE : 0.405						
LAP	SECTOR 1	SECTOR 2	SECTOR 3	LAP TIME	MPH	DIFF	TIME OF DAY			
1 -		117.5	1:14.491	127.0	32.653	91.3	2:36.258	84.33	4.317	15:21:49.015
2 -	45.348	130.0	1:13.944	135.0	32.727	88.3	2:32.019 (2)	86.68	0.078	15:24:21.034
3 -	46.086	121.3	1:14.652	132.6	32.833	91.9	2:33.571	85.80	1.630	15:26:54.605
4 -	45.639	127.3	1:13.615	134.2	32.687	92.6	2:31.941 (1)	86.72		15:29:26.546
5 -	45.341	126.1	1:14.091	133.4	32.616	93.9	2:32.048 (3)	86.66	0.107	15:31:58.594
6 -	45.621	125.6	1:14.492	132.3	32.580	92.4	2:32.693	86.30	0.752	15:34:31.287
7 -	45.885	125.6	1:13.842	131.5	32.996	86.8	2:32.723	86.28	0.782	15:37:04.010

Weather / Track : Overcast / Dry

Silverstone Classic

Gallet Trophy for Pre '66 Grand Prix Cars (HGPCA)

RACE 19 - SECTOR ANALYSIS



SECTOR 1 = FL to I1, SECTOR 2 = I1 to I2, SECTOR 3 = I2 to FL, DIFF = Difference To Personal Best Lap, P = Crossed Finish Line in Pit Lane, D = Time Disallowed

P38 30 8		Julian BRONSON		Scarab Offenhauser							
IDEAL LAP TIME : 2:28.378		BEST LAP TIME : 2:29.289		DIFFERENCE : 0.911							
LAP	SECTOR 1	SECTOR 2	SECTOR 3	LAP TIME	MPH	DIFF	TIME OF DAY				
1 -	125.4	1:13.462	138.3	32.932	95.3	2:32.949	86.15	3.660	15:21:45.706		
2 -	45.589	117.7	1:12.616	135.8	32.006	95.8	2:30.211 (3)	87.72	0.922	15:24:15.917	
3 -	51.219	120.9	1:12.171	136.6	31.694	94.3	2:35.084	84.97	5.795	15:26:51.001	
4 -	45.321	124.0	1:12.539	136.1	31.545	93.2	2:29.405 (2)	88.20	0.116	15:29:20.406	
5 -	44.662	124.2	1:12.653	135.2	31.974	94.1	2:29.289 (1)	88.27		15:31:49.695	
6 -	45.585	116.3	1:13.932	117.5	IN PIT		2:38.400	P	83.19	9.111	15:34:28.095

P39 94 12		Michael O'BRIEN		Brabham BT14						
IDEAL LAP TIME : 2:26.737		BEST LAP TIME : 2:26.867		DIFFERENCE : 0.130						
LAP	SECTOR 1	SECTOR 2	SECTOR 3	LAP TIME	MPH	DIFF	TIME OF DAY			
1 -	123.8	1:11.136	130.3	30.231	95.7	2:26.867 (1)	89.72			15:21:39.624
2 -	45.370	110.3	1:15.370	108.9	32.271	86.5	2:33.011 (2)	86.12	6.143	15:24:12.635
3 -	47.575	104.6	1:20.403	104.0	33.270	83.9	2:41.248 (3)	81.72	14.380	15:26:53.883

P40 51 9		Rod JOLLEY		Cooper T43/51						
IDEAL LAP TIME : 2:35.861		BEST LAP TIME : 2:35.861		DIFFERENCE : 0.000						
LAP	SECTOR 1	SECTOR 2	SECTOR 3	LAP TIME	MPH	DIFF	TIME OF DAY			
1 -	117.9	1:15.925	121.1	34.508	85.2	2:50.910 (2)	77.10	15.049	15:22:03.667	
2 -	47.631	115.9	1:15.143	125.4	33.087	89.9	2:35.861 (1)	84.54		15:24:39.528

P41 12 7b		Rudi FRIEDRICHS		Cooper T53						
IDEAL LAP TIME :		BEST LAP TIME :		DIFFERENCE :						
LAP	SECTOR 1	SECTOR 2	SECTOR 3	LAP TIME	MPH	DIFF	TIME OF DAY			
1 -	126.8	1:12.970	135.5	IN PIT			2:39.349	P	82.69	15:21:52.106

Weather / Track : Overcast / Dry

Results can be found at www.tsl-timing.com

Page 10 of 10

Silverstone GP

Circuit Length = 3.6604 miles

Start: 15:19 Flag 15:40 End: 15:43

Printed - 15:46 Sunday, 28 July 2019

Silverstone Classic

Gallet Trophy for Pre '66 Grand Prix Cars (HGPCA)

RACE 19 - BEST SECTORS

SECTOR 1			SECTOR 2			SECTOR 3			IDEAL / BEST COMPARISON						
POS	NO	NAME	TIME	NO	NAME	TIME	NO	NAME	TIME	POS	NO	NAME	IDEAL	BEST	DIFF
													PERFECT LAP	2:19.733	
1	10	NUTHALL	42.554	18	WILSON	1:07.489	18	WILSON	29.690	1	18	WILSON	2:19.767	2:20.194	0.427
2	11	FAIRLEY	42.582	79	GANS	1:08.249	11	FAIRLEY	29.745	2	11	FAIRLEY	2:20.633	2:21.102	0.469
3	18	WILSON	42.588	11	FAIRLEY	1:08.306	1	GRIFFITHS	29.901	3	1	GRIFFITHS	2:21.236	2:21.830	0.594
4	3	CANNELL	42.733	1	GRIFFITHS	1:08.440	10	NUTHALL	29.916	4	10	NUTHALL	2:21.331	2:21.472	0.141
5	22	HORSMANN	42.885	3	CANNELL	1:08.493	3	CANNELL	30.146	5	3	CANNELL	2:21.372	2:21.991	0.619
6	1	GRIFFITHS	42.895	10	NUTHALL	1:08.861	79	GANS	30.217	6	79	GANS	2:21.564	2:21.802	0.238
7	79	GANS	43.098	22	HORSMANN	1:08.982	94	O'BRIEN	30.231	7	22	HORSMANN	2:22.544	2:23.205	0.661
8	49	BEAUMONT	43.943	49	BEAUMONT	1:10.288	22	HORSMANN	30.677	8	101	DARK	2:25.642	2:26.362	0.720
9	101	DARK	44.094	101	DARK	1:10.299	133	DE SILVA	30.725	9	69	TILLEY	2:25.696	2:26.388	0.692
10	69	TILLEY	44.271	69	TILLEY	1:10.618	69	TILLEY	30.807	10	49	BEAUMONT	2:25.717	2:26.054	0.337
11	30	BRONSON	44.662	94	O'BRIEN	1:11.136	101	DARK	31.249	11	94	O'BRIEN	2:26.737	2:26.867	0.130
12	9	DANIELL	44.949	9	DANIELL	1:11.920	14	WILSON	31.429	12	30	BRONSON	2:28.378	2:29.289	0.911
13	27	WOOD	45.084	30	BRONSON	1:12.171	35	TARLING	31.478	13	9	DANIELL	2:28.519	2:29.188	0.669
14	28	MCGUIRE	45.165	28	MCGUIRE	1:12.188	49	BEAUMONT	31.486	14	133	DE SILVA	2:28.892	2:30.007	1.115
15	66	HOOLE	45.304	27	WOOD	1:12.208	4	THORNTON	31.531	15	27	WOOD	2:28.904	2:29.600	0.696
16	127	HART	45.341	133	DE SILVA	1:12.422	30	BRONSON	31.545	16	28	MCGUIRE	2:29.463	2:29.695	0.232
17	94	O'BRIEN	45.370	14	WILSON	1:12.694	27	WOOD	31.612	17	14	WILSON	2:30.398	2:32.056	1.658
18	4	THORNTON	45.575	12	FRIEDRICHS	1:12.970	80	TAYLOR	31.643	18	4	THORNTON	2:30.433	2:30.925	0.492
19	133	DE SILVA	45.745	25	FRANCHITTI	1:13.199	9	DANIELL	31.650	19	80	TAYLOR	2:31.265	2:32.542	1.277
20	80	TAYLOR	45.820	4	THORNTON	1:13.327	32	HARTOGS	31.721	20	66	HOOLE	2:31.394	2:32.155	0.761
21	25	FRANCHITTI	45.884	66	HOOLE	1:13.530	28	MCGUIRE	32.110	21	32	HARTOGS	2:31.415	2:32.028	0.613
22	32	HARTOGS	45.913	127	HART	1:13.615	96	DE SILVA	32.375	22	127	HART	2:31.536	2:31.941	0.405
23	14	WILSON	46.275	32	HARTOGS	1:13.781	25	FRANCHITTI	32.530	23	25	FRANCHITTI	2:31.613	2:31.680	0.067
24	35	TARLING	46.304	80	TAYLOR	1:13.802	66	HOOLE	32.560	24	35	TARLING	2:31.937	2:32.976	1.039
25	7	TOPLISS	46.817	35	TARLING	1:14.155	127	HART	32.580	25	96	DE SILVA	2:34.715	2:34.828	0.113
26	96	DE SILVA	47.032	51	JOLLEY	1:15.143	15	MATZELBERGER	33.016	26	7	TOPLISS	2:35.481	2:36.540	1.059
27	15	MATZELBERGER	47.086	7	TOPLISS	1:15.277	21	NUTHALL	33.045	27	51	JOLLEY	2:35.861	2:35.861	0.000
28	248	LEHR	47.215	96	DE SILVA	1:15.308	51	JOLLEY	33.087	28	15	MATZELBERGER	2:36.340	2:37.675	1.335
29	51	JOLLEY	47.631	8	DITHERIDGE	1:15.634	8	DITHERIDGE	33.251	29	248	LEHR	2:36.393	2:37.005	0.612
30	132	KINCH	47.652	248	LEHR	1:15.851	248	LEHR	33.327	30	8	DITHERIDGE	2:36.621	2:39.152	2.531
31	8	DITHERIDGE	47.736	15	MATZELBERGER	1:16.238	7	TOPLISS	33.387	31	132	KINCH	2:37.528	2:38.579	1.051
32	21	NUTHALL	47.762	132	KINCH	1:16.426	132	KINCH	33.450	32	21	NUTHALL	2:38.226	2:38.493	0.267
33	19	GRANT	48.468	21	NUTHALL	1:17.419	19	GRANT	33.548	33	19	GRANT	2:40.327	2:41.291	0.964
34	24	STROLZ	48.601	24	STROLZ	1:18.206	45	PILKINGTON	34.117	34	24	STROLZ	2:41.563	2:42.177	0.614
35	33	PHILIPS	49.354	19	GRANT	1:18.311	33	PHILIPS	34.344	35	45	PILKINGTON	2:42.673	2:43.349	0.676
36	45	PILKINGTON	49.435	45	PILKINGTON	1:19.121	75	WOOD	34.483	36	33	PHILIPS	2:43.196	2:43.842	0.646
37	23	WOOD	49.979	33	PHILIPS	1:19.498	24	STROLZ	34.756	37	75	WOOD	2:44.519	2:45.308	0.789
38	75	WOOD	50.013	75	WOOD	1:20.023	23	WOOD	34.982	38	23	WOOD	2:45.339	2:45.954	0.615
39	111	GASSMANN	51.216	23	WOOD	1:20.378	17	KOK	35.009	39	17	KOK	2:48.470	2:48.731	0.261
40	17	KOK	51.685	17	KOK	1:21.776	111	GASSMANN	35.898	40	111	GASSMANN	2:50.134	2:50.952	0.818
41				111	GASSMANN	1:23.020				41	12	FRIEDRICHS			
42															

Weather / Track : Overcast / Dry

Results can be found at www.tsl-timing.com

Silverstone GP

Circuit Length = 3.6604 miles

Start: 15:19 Flag 15:40 End: 15:43

Printed - 15:43 Sunday, 28 July 2019

Silverstone Classic

Gallet Trophy for Pre '66 Grand Prix Cars (HGPCA)

RACE 19 - BEST SPEEDS

POS	INTERMEDIATE 1			INTERMEDIATE 2			FINISH LINE		
	NO	NAME	MPH	NO	NAME	MPH	NO	NAME	MPH
1	1	GRIFFITHS	139.5	18	WILSON	146.2	11	FAIRLEY	102.4
2	22	HORSMANN	138.3	22	HORSMANN	145.5	79	GANS	100.1
3	11	FAIRLEY	138.0	1	GRIFFITHS	145.2	3	CANNELL	99.2
4	18	WILSON	136.3	3	CANNELL	145.2	22	HORSMANN	98.9
5	10	NUTHALL	135.8	11	FAIRLEY	144.0	10	NUTHALL	98.3
6	79	GANS	135.5	79	GANS	143.7	1	GRIFFITHS	97.9
7	3	CANNELL	134.7	49	BEAUMONT	143.0	49	BEAUMONT	97.1
8	49	BEAUMONT	134.2	10	NUTHALL	141.5	18	WILSON	96.6
9	101	DARK	133.4	9	DANIELL	139.2	101	DARK	95.8
10	28	MCGUIRE	132.1	101	DARK	138.9	30	BRONSON	95.8
11	127	HART	130.0	27	WOOD	138.6	94	O'BRIEN	95.7
12	27	WOOD	129.0	28	MCGUIRE	138.3	69	TILLEY	95.5
13	9	DANIELL	129.0	30	BRONSON	138.3	9	DANIELL	95.0
14	66	HOOLE	127.3	132	KINCH	136.3	28	MCGUIRE	94.7
15	69	TILLEY	126.8	12	FRIEDRICHS	135.5	127	HART	93.9
16	12	FRIEDRICHS	126.8	66	HOOLE	135.2	14	WILSON	93.7
17	25	FRANCHITTI	126.6	127	HART	135.0	32	HARTOGS	92.9
18	30	BRONSON	125.4	25	FRANCHITTI	133.6	27	WOOD	92.6
19	94	O'BRIEN	123.8	69	TILLEY	132.8	4	THORNTON	92.4
20	80	TAYLOR	123.5	248	LEHR	131.3	80	TAYLOR	92.4
21	7	TOPLISS	123.5	7	TOPLISS	130.3	15	MATZELBERGER	92.0
22	32	HARTOGS	123.1	94	O'BRIEN	130.3	25	FRANCHITTI	91.8
23	132	KINCH	123.1	96	DE SILVA	129.3	96	DE SILVA	91.5
24	96	DE SILVA	122.9	80	TAYLOR	129.0	133	DE SILVA	91.4
25	133	DE SILVA	122.4	14	WILSON	129.0	66	HOOLE	90.6
26	248	LEHR	122.0	15	MATZELBERGER	129.0	24	STROLZ	90.6
27	14	WILSON	121.7	32	HARTOGS	128.8	7	TOPLISS	90.1
28	24	STROLZ	121.3	8	DITHERIDGE	128.8	51	JOLLEY	89.9
29	4	THORNTON	118.9	133	DE SILVA	128.5	35	TARLING	88.8
30	51	JOLLEY	117.9	4	THORNTON	127.5	21	NUTHALL	87.9
31	15	MATZELBERGER	117.5	51	JOLLEY	125.4	248	LEHR	87.7
32	35	TARLING	117.3	24	STROLZ	124.9	132	KINCH	87.1
33	8	DITHERIDGE	116.9	21	NUTHALL	121.3	8	DITHERIDGE	86.8
34	21	NUTHALL	114.7	35	TARLING	121.1	45	PILKINGTON	85.1
35	45	PILKINGTON	113.5	45	PILKINGTON	120.0	33	PHILIPS	84.3
36	75	WOOD	111.2	33	PHILIPS	118.7	23	WOOD	83.9
37	33	PHILIPS	110.7	75	WOOD	117.3	19	GRANT	82.8
38	23	WOOD	110.5	23	WOOD	117.3	75	WOOD	82.4
39	111	GASSMANN	110.1	19	GRANT	117.1	111	GASSMANN	82.1
40	19	GRANT	109.2	111	GASSMANN	114.1	17	KOK	79.7
41	17	KOK	99.8	17	KOK	103.4			
42									

Weather / Track : Overcast / Dry

Results can be found at www.tsl-timing.com

Silverstone GP

Circuit Length = 3.6604 miles

Start: 15:19 Flag 15:40 End: 15:43

Printed - 15:44 Sunday, 28 July 2019

Silverstone Classic

Gallet Trophy for Pre '66 Grand Prix Cars (HGPCA)

RACE 19 - STATISTICS

Competitors Started 42
Planned Start 2019-07-28 @ 15:25:00.000
Actual Start 2019-07-28 @ 15:19:12.756
Finish Time 2019-07-28 @ 15:40:31.084
Track Length 3.6604mi.
Total Laps 329
Total Distance Covered 1204.3037mi.

Session Fastest Lap History

NO	CL	NAME	LAP TIME	TIME OF DAY	LAP	VEHICLE
18	7b	Sam WILSON	2:21.290	15:21:34.055	1	Lotus 18 372
18	7b	Sam WILSON	2:20.194	15:23:54.250	2	Lotus 18 372

Session Leader History

NO	CL	NAME	FROM LAP	LAPS LED	DISTANCE	VEHICLE
18	7b	Sam WILSON	1	9	32.94 miles	Lotus 18 372

Flag History

TYPE	TIME OF DAY
GREEN	15:19:12.756
FINISH	15:40:31.084

Flag Statistics

TYPE	COUNT	TOTAL LAPS	TOTAL TIME
Green	1	9	24:17.704
Red	0	0	0.000
Safety Car	0	0	0.000
FCY	0	0	0.000

Weather / Track : Overcast / Dry

These results are provisional until the conclusion of any judicial and technical matters.

Silverstone GP

Circuit Length = 3.6604 miles

Start: 15:19 Flag 15:40 End: 15:43

Clerk Of Course :	Timekeeper :
-------------------	--------------

Silverstone Classic

Gallet Trophy for Pre '66 Grand Prix Cars (HGPCA)

RACE 19 - STATISTICS

CLASS : 10

4 Starters

Fastest Lap History

NO	NAME	LAP TIME	TIME OF DAY	LAP	VEHICLE
35	Richard TARLING	2:35.270	15:21:48.027	1	Assegai
4	Greg THORNTON	2:31.337	15:24:21.593	2	LDS 03
4	Greg THORNTON	2:31.327	15:26:52.918	3	LDS 03
4	Greg THORNTON	2:30.925	15:31:56.070	5	LDS 03

Leader History

NO	NAME	FROM LAP	LAPS LED	DISTANCE	VEHICLE
35	Richard TARLING	1	1	3.66 miles	Assegai
4	Greg THORNTON	2	8	29.28 miles	LDS 03

Weather / Track : Overcast / Dry

These results are provisional until the conclusion of any judicial and technical matters.

Silverstone GP

Circuit Length = 3.6604 miles

Start: 15:19 Flag 15:40 End: 15:43

Clerk Of Course :		Timekeeper :
-------------------	--	--------------

Silverstone Classic

Gallet Trophy for Pre '66 Grand Prix Cars (HGPCA)

RACE 19 - STATISTICS

CLASS : 11

5 Starters

Fastest Lap History

NO	NAME	LAP TIME	TIME OF DAY	LAP	VEHICLE
133	Tim DE SILVA	2:34.890	15:21:47.671	1	Lotus 24 946
133	Tim DE SILVA	2:30.946	15:24:18.609	2	Lotus 24 946
133	Tim DE SILVA	2:30.007	15:26:48.621	3	Lotus 24 946

Leader History

NO	NAME	FROM LAP	LAPS LED	DISTANCE	VEHICLE
133	Tim DE SILVA	1	9	32.94 miles	Lotus 24 946

Weather / Track : Overcast / Dry

These results are provisional until the conclusion of any judicial and technical matters.

Silverstone GP

Circuit Length = 3.6604 miles

Start: 15:19 Flag 15:40 End: 15:43

Clerk Of Course :		Timekeeper :
-------------------	--	--------------

Silverstone Classic

Gallet Trophy for Pre '66 Grand Prix Cars (HGPCA)

RACE 19 - STATISTICS

CLASS : 12

8 Starters

Fastest Lap History

NO	NAME	LAP TIME	TIME OF DAY	LAP	VEHICLE
79	Michael GANS	2:22.259	15:21:35.027	1	Cooper T79
79	Michael GANS	2:21.802	15:23:56.825	2	Cooper T79
11	Jon FAIRLEY	2:21.549	15:23:59.463	2	Brabham BT11/19
11	Jon FAIRLEY	2:21.102	15:26:20.566	3	Brabham BT11/19

Leader History

NO	NAME	FROM LAP	LAPS LED	DISTANCE	VEHICLE
79	Michael GANS	1	4	14.64 miles	Cooper T79
11	Jon FAIRLEY	5	5	18.30 miles	Brabham BT11/19

Weather / Track : Overcast / Dry

These results are provisional until the conclusion of any judicial and technical matters.

Silverstone GP

Circuit Length = 3.6604 miles

Start: 15:19 Flag 15:40 End: 15:43

Clerk Of Course :		Timekeeper :
-------------------	--	--------------

Silverstone Classic

Gallet Trophy for Pre '66 Grand Prix Cars (HGPCA)

RACE 19 - STATISTICS

CLASS : 5

5 Starters

Fastest Lap History

NO	NAME	LAP TIME	TIME OF DAY	LAP	VEHICLE
21	Ian NUTHALL	2:45.596	15:21:58.367	1	Alta F2
21	Ian NUTHALL	2:39.133	15:24:37.500	2	Alta F2
21	Ian NUTHALL	2:38.784	15:27:16.284	3	Alta F2
21	Ian NUTHALL	2:38.493	15:29:54.777	4	Alta F2

Leader History

NO	NAME	FROM LAP	LAPS LED	DISTANCE	VEHICLE
21	Ian NUTHALL	1	8	29.28 miles	Alta F2

Weather / Track : Overcast / Dry

These results are provisional until the conclusion of any judicial and technical matters.

Silverstone GP

Circuit Length = 3.6604 miles

Start: 15:19 Flag 15:40 End: 15:43

Clerk Of Course :		Timekeeper :
-------------------	--	--------------

Silverstone Classic

Gallet Trophy for Pre '66 Grand Prix Cars (HGPCA)

RACE 19 - STATISTICS

CLASS : 6

4 Starters

Fastest Lap History

NO	NAME	LAP TIME	TIME OF DAY	LAP	VEHICLE
25	Marino FRANCHITTI	2:37.248	15:21:50.008	1	Maserati 250F 2532
25	Marino FRANCHITTI	2:36.922	15:24:26.935	2	Maserati 250F 2532
25	Marino FRANCHITTI	2:31.739	15:26:58.669	3	Maserati 250F 2532
25	Marino FRANCHITTI	2:31.680	15:37:16.585	7	Maserati 250F 2532

Leader History

NO	NAME	FROM LAP	LAPS LED	DISTANCE	VEHICLE
25	Marino FRANCHITTI	1	9	32.94 miles	Maserati 250F 2532

Weather / Track : Overcast / Dry

These results are provisional until the conclusion of any judicial and technical matters.

Silverstone GP

Circuit Length = 3.6604 miles

Start: 15:19 Flag 15:40 End: 15:43

Clerk Of Course :		Timekeeper :
-------------------	--	--------------

Silverstone Classic

Gallet Trophy for Pre '66 Grand Prix Cars (HGPCA)

RACE 19 - STATISTICS

CLASS : 7a

2 Starters

Fastest Lap History

NO	NAME	LAP TIME	TIME OF DAY	LAP	VEHICLE
1	Miles GRIFFITHS	2:23.537	15:21:36.299	1	Lotus 16 368
1	Miles GRIFFITHS	2:21.830	15:23:58.129	2	Lotus 16 368

Leader History

NO	NAME	FROM LAP	LAPS LED	DISTANCE	VEHICLE
1	Miles GRIFFITHS	1	9	32.94 miles	Lotus 16 368

Weather / Track : Overcast / Dry

These results are provisional until the conclusion of any judicial and technical matters.

Silverstone GP

Circuit Length = 3.6604 miles

Start: 15:19 Flag 15:40 End: 15:43

Clerk Of Course :		Timekeeper :
-------------------	--	--------------

Silverstone Classic

Gallet Trophy for Pre '66 Grand Prix Cars (HGPCA)

RACE 19 - STATISTICS

CLASS : 7b

7 Starters

Fastest Lap History

NO	NAME	LAP TIME	TIME OF DAY	LAP	VEHICLE
18	Sam WILSON	2:21.290	15:21:34.055	1	Lotus 18 372
18	Sam WILSON	2:20.194	15:23:54.250	2	Lotus 18 372

Leader History

NO	NAME	FROM LAP	LAPS LED	DISTANCE	VEHICLE
18	Sam WILSON	1	9	32.94 miles	Lotus 18 372

Weather / Track : Overcast / Dry

These results are provisional until the conclusion of any judicial and technical matters.

Silverstone GP

Circuit Length = 3.6604 miles

Start: 15:19 Flag 15:40 End: 15:43

Clerk Of Course :		Timekeeper :
-------------------	--	--------------

Silverstone Classic

Gallet Trophy for Pre '66 Grand Prix Cars (HGPCA)

RACE 19 - STATISTICS

CLASS : 8

2 Starters

Fastest Lap History

NO	NAME	LAP TIME	TIME OF DAY	LAP	VEHICLE
30	Julian BRONSON	2:32.949	15:21:45.716	1	Scarab Offenhauser
30	Julian BRONSON	2:30.211	15:24:15.927	2	Scarab Offenhauser
28	Eddie MCGUIRE	2:29.954	15:26:48.410	3	Scarab Offenhauser
30	Julian BRONSON	2:29.405	15:29:20.417	4	Scarab Offenhauser
30	Julian BRONSON	2:29.289	15:31:49.708	5	Scarab Offenhauser

Leader History

NO	NAME	FROM LAP	LAPS LED	DISTANCE	VEHICLE
30	Julian BRONSON	1	2	7.32 miles	Scarab Offenhauser
28	Eddie MCGUIRE	3	6	21.96 miles	Scarab Offenhauser

Weather / Track : Overcast / Dry

These results are provisional until the conclusion of any judicial and technical matters.

Silverstone GP

Circuit Length = 3.6604 miles

Start: 15:19 Flag 15:40 End: 15:43

Clerk Of Course :		Timekeeper :
-------------------	--	--------------

Silverstone Classic

Gallet Trophy for Pre '66 Grand Prix Cars (HGPCA)

RACE 19 - STATISTICS

CLASS : 9

5 Starters

Fastest Lap History

NO	NAME	LAP TIME	TIME OF DAY	LAP	VEHICLE
9	Mark DANIELL	2:33.503	15:21:46.264	1	Cooper T45
9	Mark DANIELL	2:30.501	15:24:16.766	2	Cooper T45
9	Mark DANIELL	2:29.484	15:26:46.250	3	Cooper T45
9	Mark DANIELL	2:29.188	15:37:06.075	7	Cooper T45

Leader History

NO	NAME	FROM LAP	LAPS LED	DISTANCE	VEHICLE
9	Mark DANIELL	1	3	10.98 miles	Cooper T45
127	Steve HART	4	4	14.64 miles	Cooper T51
9	Mark DANIELL	8	2	7.32 miles	Cooper T45

Weather / Track : Overcast / Dry

These results are provisional until the conclusion of any judicial and technical matters.

Silverstone GP

Circuit Length = 3.6604 miles

Start: 15:19 Flag 15:40 End: 15:43

Clerk Of Course :		Timekeeper :
-------------------	--	--------------