

Historic Grand Prix 2023

HGPCA Race for Pre 1966 Grand Prix Cars
Final result Qualifying

16 - 18 June 2023
Zandvoort GP - 4259mtr.

Pos	Nbr	Name	Car	Cls	PlC	Fastest	In	Gap	Diff	Laps	Km/h
1	10	Will Nuthall	Cooper T53	7b	1	1:52.031	6			7	136.86
2	63	Michel Kuiper	Brabham Bt-4	1	1	1:55.656	8	3.625	3.625	8	132.57
3	99	Mark Shaw	Lotus 21	10a	1	1:56.763	7	4.732	1.107	9	131.31
4	49	Andrew Beaumont	Lotus 18	12	1	1:58.267	9	6.236	1.504	10	129.64
5	50	Philipp Buhofer	BRM P261-2	11	1	1:58.552	7	6.521	0.285	9	129.33
6	2	Andy Willis	Lotus 24	11	2	1:59.563	6	7.532	1.011	7	128.24
7	7	Max Blees	Brabham BT7A	12	2	1:59.999	7	7.968	0.436	9	127.77
8	132	Chris Locke	Lotus 32B	12	3	2:00.753	7	8.722	0.754	10	126.97
9	34	John Spiers	Maserati 250F	6	1	2:01.106	8	9.075	0.353	9	126.60
10	87	Tony Lees	Cooper T53	7b	2	2:02.062	8	10.031	0.956	9	125.61
11	15	Thomas Matzelberger	Cooper T45/51	7b	3	2:02.292	8	10.261	0.230	9	125.38
12	72	Tom De Gres	Brabham BT14	10b	1	2:02.663	8	10.632	0.371	9	125.00
13	18	Clinton Mccarthy	Lotus 18	7b	4	2:03.359	5	11.328	0.696	6	124.29
14	71	Nick Topliss	Cooper T53 Low Line	1	2	2:03.881	9	11.850	0.522	9	123.77
15	80	Philippe Bonny	Brabham BT2	10a	2	2:04.329	8	12.298	0.448	9	123.32
16	24	Ingo Strolz	Cooper T51	7b	5	2:04.766	5	12.735	0.437	8	122.89
17	23	Andrea Stortoni	Lotus 18	10a	3	2:05.610	6	13.579	0.844	6	122.06
18	181	Brad Hoyt	Lotus 18	10a	4	2:06.190	6	14.159	0.580	6	121.50
19	21	Ian Nuthall	Cooper Bristol Mk2	5	1	2:07.212	9	15.181	1.022	9	120.53
20	248	Klaus Lehr	Maserati 250F	6	2	2:08.389	7	16.358	1.177	9	119.42
21	19	Paul Grant	Cooper Bristol MkII	1	3	2:08.490	8	16.459	0.101	9	119.33
22	44	Klaus Bergs	Lotus 18	10a	5	2:08.833	9	16.802	0.343	9	119.01
23	8	Anthony Ditheridge	Cooper T45	9	1	2:09.144	8	17.113	0.311	9	118.72
24	36	Erik Staes	Cooper Bristol MkII	5	2	2:09.613	9	17.582	0.469	9	118.29
25	32	Guy Plante	Cooper T23	5	3	2:09.846	9	17.815	0.233	9	118.08
26	9	Arnold Herreman	LDS F1	10a	6	2:15.097	6	23.066	5.251	6	113.49
27	92	Stephen Banham	Cooper T45	7c	1	2:15.883	8	23.852	0.786	8	112.84
28	45	Hans Ciers	Cooper T45	7c	2	2:21.777	7	29.746	5.894	8	108.14
29	6	Stephan Rettenmaier	Osca F2	5	4	2:31.694	7	39.663	9.917	7	101.07
30	26	Luc Brandts	Talbot Lago T26	2	1					1	0.00
31	3	Klara Rettenmaier	Cooper Bristol Mk2	5	5						


CAR #21 - CHARGE TRANSPONDER - LOW BATTERY
CARS #18, #181 - NO TRANSPONDER

Fastest time : 1:52.031 in lap 6 by nbr. 10 : Will Nuthall (Cooper)

Publication-time

Results: www.getraceresults.com

Timekeeping by : Time Service BV - The Netherlands

Steward Chairman	Steward 1	Steward 2	
Leo van Haastrecht (KNAF 4654)	Mike Berger (KNAF 1958)	Willem Keijzer (KNAF 11488)	
Page 1 of 1			

Historic Grand Prix 2023

HGPCA Race for Pre 1966 Grand Prix Cars
Result per Class Qualifying

16 - 18 June 2023
Zandvoort GP - 4259mtr.

Class 1 - 925 - 1934 Grand Prix cars running on 18" or 19" wheels

Pos	Nbr	Name	Car	Fastest	In	Gap	Diff	Laps	Km/h
1	63	Michel Kuiper	Brabham Bt-4	1:55.656	8			8	132.57
2	71	Nick Topliss	Cooper T53 Low Line	2:03.881	9	8.225	8.225	9	123.77
3	19	Paul Grant	Cooper Bristol MkII	2:08.490	8	12.834	4.609	9	119.33

Class 2 - 1935 - 1951 Grand Prix cars running on 18" or 19" wheels

Pos	Nbr	Name	Car	Fastest	In	Gap	Diff	Laps	Km/h
1	26	Luc Brandts	Talbot Lago T26					1	0.00

Class 5 - 1952/53 2 litre Grand Prix cars

Pos	Nbr	Name	Car	Fastest	In	Gap	Diff	Laps	Km/h
1	21	Ian Nuthall	Cooper Bristol Mk2	2:07.212	9			9	120.53
2	36	Erik Staes	Cooper Bristol MkII	2:09.613	9	2.401	2.401	9	118.29
3	32	Guy Plante	Cooper T23	2:09.846	9	2.634	0.233	9	118.08
4	6	Stephan Rettenmaier	Oscas F2	2:31.694	7	24.482	21.848	7	101.07
5	3	Klara Rettenmaier	Cooper Bristol Mk2						

Class 6 - 1954 -1958 Grand Prix cars on 16" wheels

Pos	Nbr	Name	Car	Fastest	In	Gap	Diff	Laps	Km/h
1	34	John Spiers	Maserati 250F	2:01.106	8			9	126.60
2	248	Klaus Lehr	Maserati 250F	2:08.389	7	7.283	7.283	9	119.42

Class 7b - Pre 1961 Grand Prix cars on 15" wheels

Pos	Nbr	Name	Car	Fastest	In	Gap	Diff	Laps	Km/h
1	10	Will Nuthall	Cooper T53	1:52.031	6			7	136.86
2	87	Tony Lees	Cooper T53	2:02.062	8	10.031	10.031	9	125.61
3	15	Thomas Matzelberger	Cooper T45/51	2:02.292	8	10.261	0.230	9	125.38
4	18	Clinton Mccarthy	Lotus 18	2:03.359	5	11.328	1.067	6	124.29
5	24	Ingo Strolz	Cooper T51	2:04.766	5	12.735	1.407	8	122.89

Class 7c - Pre 1961 Formula 2 cars of not more than 1.5 litres

Pos	Nbr	Name	Car	Fastest	In	Gap	Diff	Laps	Km/h
1	92	Stephen Banham	Cooper T45	2:15.883	8			8	112.84
2	45	Hans Ciers	Cooper T45	2:21.777	7	5.894	5.894	8	108.14

Class 9 - Pre 1961 Grand Prix/Formula 2 cars of not more than 2 litres

Pos	Nbr	Name	Car	Fastest	In	Gap	Diff	Laps	Km/h
1	8	Anthony Ditheridge	Cooper T45	2:09.144	8			9	118.72

Fastest time : 1:52.031 in lap 6 by nbr. 10 : Will Nuthall (Cooper)

Publication-time

Results: www.getraceresults.com

Timekeeping by : Time Service BV - The Netherlands

Race Director

Chief Time Keeping

Roland Bruynseraede (RACB 46)

Rob Oude Luttikhuis (KNAF 38761)



Historic Grand Prix 2023

HGPCA Race for Pre 1966 Grand Prix Cars
Result per Class Qualifying

16 - 18 June 2023
Zandvoort GP - 4259mtr.

Class 10a - Pre 1 Jan 1964 1.5-litre 4-cylinder Formula 1 cars

Pos	Nbr	Name	Car	Fastest	In	Gap	Diff	Laps	Km/h
1	99	Mark Shaw	Lotus 21	1:56.763	7			9	131.31
2	80	Philippe Bonny	Brabham BT2	2:04.329	8	7.566	7.566	9	123.32
3	23	Andrea Stortoni	Lotus 18	2:05.610	6	8.847	1.281	6	122.06
4	181	Brad Hoyt	Lotus 18	2:06.190	6	9.427	0.580	6	121.50
5	44	Klaus Bergs	Lotus 18	2:08.833	9	12.070	2.643	9	119.01
6	9	Arnold Herreman	LDS F1	2:15.097	6	18.334	6.264	6	113.49

Class 10b - Pre 1966 Formula 1 cars and 1964/66 Formula 2 cars of not more than 1000cc

Pos	Nbr	Name	Car	Fastest	In	Gap	Diff	Laps	Km/h
1	72	Tom De Gres	Brabham BT14	2:02.663	8			9	125.00

Class11 - Pre 1966 1.5 litre multi-cylinder Formula 1 cars

Pos	Nbr	Name	Car	Fastest	In	Gap	Diff	Laps	Km/h
1	50	Philipp Buhofer	BRM P261-2	1:58.552	7			9	129.33
2	2	Andy Willis	Lotus 24	1:59.563	6	1.011	1.011	7	128.24

Class 12 - Pre 1966 Tasman and Intercontinental 4 cylinder cars of not more than 2.7 litres

Pos	Nbr	Name	Car	Fastest	In	Gap	Diff	Laps	Km/h
1	49	Andrew Beaumont	Lotus 18	1:58.267	9			10	129.64
2	7	Max Blees	Brabham BT7A	1:59.999	7	1.732	1.732	9	127.77
3	132	Chris Locke	Lotus 32B	2:00.753	7	2.486	0.754	10	126.97

CAR #21 - CHARGE TRANSPONDER - LOW BATTERY
CARS #18, #181 - NO TRANSPONDER

Fastest time : 1:52.031 in lap 6 by nbr. 10 : Will Nuthall (Cooper)

Publication-time

Results: www.getraceresults.com

Timekeeping by : Time Service BV - The Netherlands

Race Director

Chief Time Keeping

Roland Bruynseraede (RACB 46)

Rob Oude Luttikhuis (KNAF 38761)



Historic Grand Prix 2023

HGPCA Race for Pre 1966 Grand Prix Cars
Laptimes - Qualifying

16 - 18 June 2023
Zandvoort GP - 4259mtr.

Nbr	Name	Laps	lap	Lap ..1	Lap ..2	Lap ..3	Lap ..4	Lap ..5	Lap ..6	Lap ..7	Lap ..8	Lap ..9	Lap ..0
49	Andrew Beaumont	10	1 - 10	2:18.832	2:04.041	2:00.785	2:03.374	2:04.910	1:59.950	2:00.708	2:02.153	1:58.267	1:58.996
132	Chris Locke	10	1 - 10	2:15.870	2:11.932	2:09.771	2:06.650	2:01.856	2:04.937	2:00.753	2:02.949	2:04.336	2:06.323
87	Tony Lees	9	1 - 10	2:17.240	2:09.757	2:07.045	2:04.298	2:03.707	2:06.036	2:04.502	2:02.062	2:02.920	
15	Thomas Matzelberger	9	1 - 10	2:16.703	2:10.909	2:06.949	2:05.231	2:09.818	2:12.254	2:06.740	2:02.292	2:02.487	
71	Nick Topliss	9	1 - 10	2:19.911	2:08.576	2:07.748	2:08.422	2:07.020	2:05.004	2:04.584	2:03.974	2:03.881	
99	Mark Shaw	9	1 - 10	2:08.458	1:59.215	1:57.993	2:01.460	2:11.492	3:20.909	1:56.763	1:56.844	2:04.905	
72	Tom De Gres	9	1 - 10	2:19.512	2:29.366	2:11.596	2:10.966	2:07.509	2:04.227	2:04.849	2:02.663	2:04.912	
7	Max Blees	9	1 - 10	2:24.885	2:09.866	2:04.452	2:02.967	2:01.188	2:00.199	1:59.999	2:00.001	2:31.584	
80	Philippe Bonny	9	1 - 10	2:21.311	2:12.752	2:09.992	2:07.821	2:09.098	2:06.847	2:08.730	2:04.329	2:10.074	
34	John Spiers	9	1 - 10	2:21.555	2:04.329	2:12.738	2:04.718	2:02.536	2:05.086	2:03.316	2:01.106	2:20.912	
36	Erik Staes	9	1 - 10	2:24.601	2:15.162	2:13.322	2:12.945	2:11.395	2:10.176	2:11.941	2:09.994	2:09.613	
44	Klaus Bergs	9	1 - 10	2:20.095	2:12.674	2:14.046	2:13.891	2:13.641	2:11.087	2:09.595	2:10.245	2:08.833	
50	Philipp Buhofer	9	1 - 10	2:18.053	2:12.293	2:16.336	3:12.283	2:00.858	2:01.206	1:58.552	1:59.548	1:59.343	
19	Paul Grant	9	1 - 10	2:21.802	2:16.036	2:10.033	2:08.560	2:08.781	2:09.291	2:08.583	2:08.490	2:09.389	
248	Klaus Lehr	9	1 - 10	2:29.875	2:15.460	2:14.001	2:09.891	2:12.241	2:10.136	2:08.389	2:11.352	2:10.613	
8	Anthony Ditheridge	9	1 - 10	2:26.059	2:17.839	2:15.644	2:10.859	2:12.306	2:12.737	2:13.447	2:09.144	2:10.644	
21	Ian Nuthall	9	1 - 10	2:30.886	2:16.468	2:14.030	2:08.881	2:07.329	2:11.808	2:11.620	2:11.107	2:07.212	
32	Guy Plante	9	1 - 10	2:29.340	2:21.062	2:16.314	2:16.697	2:14.138	2:13.011	2:11.856	2:12.738	2:09.846	
24	Ingo Strolz	8	1 - 10	2:20.148	2:14.880	2:07.429	2:05.741	2:04.766	2:09.181	2:06.191	2:16.753		
92	Stephen Banham	8	1 - 10	2:34.524	2:29.370	2:26.391	2:27.391	2:22.236	2:18.460	2:17.935	2:15.883		
45	Hans Ciers	8	1 - 10	2:39.397	2:28.735	2:29.514	2:27.181	2:24.600	2:26.694	2:21.777	2:25.755		
63	Michel Kuiper	8	1 - 10	2:10.463	2:01.768	2:10.775	6:26.195	1:56.686	1:55.733	1:57.020	1:55.656		
10	Will Nuthall	7	1 - 10	2:05.664	1:56.265	1:55.561	1:55.544	1:54.327	1:52.031	2:19.632			
2	Andy Willis	7	1 - 10	2:11.586	2:05.326	2:02.447	2:00.539	2:00.878	1:59.563	2:15.260			
6	Stephan Rettenmaier	7	1 - 10	2:53.697	2:39.956	2:37.444	2:36.324	2:34.268	2:33.661	2:31.694			
23	Andrea Stortoni	6	1 - 10	2:19.424	2:08.838	2:08.978	2:18.983	8:02.534	2:05.610				
18	Clinton Mccarthy	6	1 - 10	2:06.058	2:07.446	2:03.738	4:07.353	2:03.359	2:03.711				
9	Arnold Herreman	6	1 - 10	2:32.847	2:42.420	4:46.039	4:48.131	2:17.044	2:15.097				
181	Brad Hoyt	6	1 - 10	2:12.615	2:08.230	4:16.913	2:07.525	2:06.201	2:06.190				
26	Luc Brandts	1	1 - 10	2:31.546									
3	Klara Rettenmaier		1 - 10										

Historic Grand Prix 2023

HGPCA Race for Pre 1966 Grand Prix Cars
Sector analyse - Qualifying

16 - 18 June 2023
Zandvoort GP - 4259mtr.

Pos	Nbr	Name / Team name	Sector 1			Sector 2			Sector 3			theoretical best	Actual best	In
			time	Lap	pos	time	Lap	pos	time	Lap	pos			
1	10	Will Nuthall	38.509	5	1	39.947	6	1	33.388	6	1	1:51.844	1:52.031	6
2	63	Michel Kuiper	39.643	8	3	41.304	8	2	34.154	6	2	1:55.101	1:55.656	8
3	99	Mark Shaw	39.483	7	2	41.520	8	3	35.316	8	5	1:56.319	1:56.763	7
4	49	Andrew Beaumont	40.962	9	4	41.570	9	4	34.978	8	4	1:57.510	1:58.267	9
5	50	Philipp Buhofer	41.442	8	8	42.252	7	7	34.760	9	3	1:58.454	1:58.552	7
6	2	Andy Willis	41.388	5	7	41.954	6	5	35.617	4	7	1:58.959	1:59.563	6
7	7	Max Brees	41.100	8	5	42.078	7	6	35.378	7	6	1:58.556	1:59.999	7
8	132	Chris Locke	41.136	5	6	43.704	8	13	35.704	7	8	2:00.544	2:00.753	7
9	34	John Spiers	41.505	8	9	42.983	8	8	36.335	5	10	2:00.823	2:01.106	8
10	87	Tony Lees	41.542	8	10	43.376	9	12	36.331	9	9	2:01.249	2:02.062	8
11	15	Thomas Matzelberger	41.755	6	11	43.329	9	10	36.614	8	11	2:01.698	2:02.292	8
12	72	Tom De Gres	42.431	5	13	43.342	8	11	36.663	8	12	2:02.436	2:02.663	8
13	18	Clinton Mccarthy											2:03.359	5
14	71	Nick Topliss	42.122	8	12	44.058	7	15	36.739	7	13	2:02.919	2:03.881	9
15	80	Philippe Bonny	43.185	8	16	43.279	8	9	37.765	7	15	2:04.229	2:04.329	8
16	24	Ingo Strolz	42.734	5	14	44.242	5	16	37.624	4	14	2:04.600	2:04.766	5
17	23	Andrea Stortoni	43.101	6	15	44.034	6	14	38.239	5	19	2:05.374	2:05.610	6
18	181	Brad Hoyt											2:06.190	6
19	21	Ian Nuthall	43.718	9	17	44.896	5	18	38.224	9	18	2:06.838	2:07.212	9
20	248	Klaus Lehr	43.833	5	18	45.965	7	21	38.168	7	17	2:07.966	2:08.389	7
21	19	Paul Grant	44.167	4	19	44.791	8	17	38.769	9	22	2:07.727	2:08.490	8
22	44	Klaus Bergs	44.658	8	22	45.861	9	20	38.026	9	16	2:08.545	2:08.833	9
23	8	Anthony Ditheridge	44.581	8	21	46.206	8	23	38.357	8	20	2:09.144	2:09.144	8
24	36	Erik Staes	44.933	9	23	45.157	8	19	38.736	6	21	2:08.826	2:09.613	9
25	32	Guy Plante	44.509	9	20	46.072	9	22	38.994	7	23	2:09.575	2:09.846	9
26	9	Arnold Herreman	47.157	6	25	47.728	6	24	40.066	5	24	2:14.951	2:15.097	6
27	92	Stephen Banham	46.468	8	24	49.007	8	25	40.408	8	25	2:15.883	2:15.883	8
28	45	Hans Ciers	48.685	7	26	49.308	7	26	42.504	5	26	2:20.497	2:21.777	7
29	6	Stephan Rettenmaier	52.500	8	27	53.650	8	27	45.154	7	28	2:31.304	2:31.694	7
30	26	Luc Brandts				54.527	1	28	45.099	1	27			
31	3	Klara Rettenmaier												

Historic Grand Prix 2023

HGPCA Race for Pre 1966 Grand Prix Cars
Laps and Sector Times - Qualifying

16 - 18 June 2023
Zandvoort GP - 4259mtr.

2 Andy Willis										Lotus 24									
lap	Sect-1	Speed	Sect-2	Speed	Sect-3	Speed	TopSpeed	laptime	pit	lap	Sect-1	Speed	Sect-2	Speed	Sect-3	Speed	Topspeed	laptime	pit
1	Pit Out	157.4	44.790	163.6	38.102	193.9		2:11.586		5	<u>41.388</u>	<u>176.5</u>	42.195	160.7	37.295	197.4	158.8	2:00.878	
2	43.911	158.8	44.727	168.5	36.688	200.7	155.4	2:05.326		6	41.928	172.5	<u>41.954</u>	<u>176.5</u>	35.681	200.7	157.4	<u>1:59.563</u>	
3	43.026	168.5	42.738	172.8	36.683	201.1	<u>172.1</u>	2:02.447		7	42.681	162.9	44.502	148.6	Pit In		161.4	2:15.260	
4	41.834	175.6	43.088	169.8	<u>35.617</u>	<u>201.9</u>	160.7	2:00.539		8									

3 Klara Rettenmaier										Cooper Bristol Mk2									
lap	Sect-1	Speed	Sect-2	Speed	Sect-3	Speed	TopSpeed	laptime	pit	lap	Sect-1	Speed	Sect-2	Speed	Sect-3	Speed	Topspeed	laptime	pit

6 Stephan Rettenmaier										Osca F2									
lap	Sect-1	Speed	Sect-2	Speed	Sect-3	Speed	TopSpeed	laptime	pit	lap	Sect-1	Speed	Sect-2	Speed	Sect-3	Speed	Topspeed	laptime	pit
1	Pit Out	89.3	1:03.118	98.1	51.079	143.0		2:53.697		5	52.549	117.6	54.856	120.8	46.863	151.9	118.6	2:34.268	
2	55.659	110.9	56.482	<u>125.7</u>	47.815	149.8	112.9	2:39.956		6	53.045	114.9	54.489	121.5	46.127	150.4	118.2	2:33.661	
3	54.228	116.5	55.738	124.3	47.478	<u>153.4</u>	104.6	2:37.444		7	52.574	<u>120.0</u>	53.966	123.1	<u>45.154</u>	152.8	119.1	<u>2:31.694</u>	
4	53.392	114.6	56.484	107.8	46.448	151.5	<u>120.1</u>	2:36.324		8									

7 Max Blees										Brabham BT7A									
lap	Sect-1	Speed	Sect-2	Speed	Sect-3	Speed	TopSpeed	laptime	pit	lap	Sect-1	Speed	Sect-2	Speed	Sect-3	Speed	Topspeed	laptime	pit
1	Pit Out	123.3	51.736	123.4	42.518	172.2		2:24.885		6	41.670	157.9	42.284	171.7	36.245	204.5	148.9	2:00.199	
2	46.592	146.9	45.576	165.1	37.698	202.2	128.8	2:09.866		7	42.543	<u>167.4</u>	<u>42.078</u>	171.2	<u>35.378</u>	206.1	139.0	<u>1:59.999</u>	
3	44.806	146.3	42.896	165.4	36.750	<u>211.4</u>	150.3	2:04.452		8	<u>41.100</u>	152.3	43.106	<u>175.3</u>	35.795	196.0	154.8	2:00.001	
4	43.295	144.2	43.475	174.2	36.197	204.2	<u>167.1</u>	2:02.967		9	48.113	130.9	46.636	114.8	Pit In		136.6	2:31.584	
5	41.286	157.2	43.905	174.2	35.997	206.9	155.2	2:01.188		10									

8 Anthony Ditheridge										Cooper T45									
lap	Sect-1	Speed	Sect-2	Speed	Sect-3	Speed	TopSpeed	laptime	pit	lap	Sect-1	Speed	Sect-2	Speed	Sect-3	Speed	Topspeed	laptime	pit
1	Pit Out	109.4	51.830	144.6	42.429	186.9		2:26.059		6	45.347	125.6	46.923	<u>159.1</u>	40.467	192.9	138.1	2:12.737	
2	46.663	128.0	48.952	154.3	42.224	189.5	141.5	2:17.839		7	46.842	126.6	48.016	157.4	38.589	192.2	132.0	2:13.447	
3	47.475	124.0	48.317	148.8	39.852	192.9	119.3	2:15.644		8	<u>44.581</u>	132.4	<u>46.206</u>	147.1	<u>38.357</u>	<u>194.9</u>	142.8	<u>2:09.144</u>	
4	45.220	<u>137.9</u>	46.489	143.6	39.150	193.5	132.9	2:10.859		9	44.717	130.3	46.663	144.2	39.264	193.5	<u>154.5</u>	2:10.644	
5	46.072	123.9	47.174	150.8	39.060	194.6	128.5	2:12.306		10									

9 Arnold Herreman										LDS F1									
lap	Sect-1	Speed	Sect-2	Speed	Sect-3	Speed	TopSpeed	laptime	pit	lap	Sect-1	Speed	Sect-2	Speed	Sect-3	Speed	Topspeed	laptime	pit
1	Pit Out	112.6	54.440	134.2	44.221	173.1		2:32.847		4	Pit Out	129.8	48.739	143.6	40.672	179.7		4:48.131	
2	51.502	116.5	51.484	143.4	Pit In		113.9	2:42.420		5	47.660	131.4	49.318	141.0	<u>40.066</u>	<u>182.4</u>	127.3	2:17.044	
3	Pit Out	110.5	52.898	<u>150.6</u>	Pit In			4:46.039		6	<u>47.157</u>	136.0	<u>47.728</u>	145.4	40.212	181.5	<u>130.7</u>	<u>2:15.097</u>	

10 Will Nuthall										Cooper T53									
lap	Sect-1	Speed	Sect-2	Speed	Sect-3	Speed	TopSpeed	laptime	pit	lap	Sect-1	Speed	Sect-2	Speed	Sect-3	Speed	Topspeed	laptime	pit
1	Pit Out	151.3	43.519	179.1	36.013	211.8		2:05.664		5	<u>38.509</u>	<u>188.8</u>	41.637	187.2	34.181	221.3	166.8	1:54.327	
2	40.631	152.3	41.915	184.9	33.719	221.8	172.6	1:56.265		6	38.696	179.4	<u>39.947</u>	<u>190.1</u>	<u>33.388</u>	221.3	<u>185.8</u>	<u>1:52.031</u>	
3	39.415	162.2	42.153	181.5	33.993	<u>223.1</u>	172.6	1:55.561		7	41.633	153.0	44.715	140.4	Pit In		163.3	2:19.632	
4	41.033	134.8	40.997	184.9	33.514	221.3	174.3	1:55.544		8									

15 Thomas Matzelberger										Cooper T45/51									
lap	Sect-1	Speed	Sect-2	Speed	Sect-3	Speed	TopSpeed	laptime	pit	lap	Sect-1	Speed	Sect-2	Speed	Sect-3	Speed	Topspeed	laptime	pit
1	Pit Out	134.7	49.492	139.7	39.815	200.0		2:16.703		6	<u>41.755</u>	156.7	49.243	133.5	41.256	204.9	<u>178.8</u>	2:12.254	
2	44.139	153.0	47.438	147.9	39.332	193.9	162.8	2:10.909		7	44.727	150.0	44.881	170.6	37.132	205.7	162.8	2:06.740	
3	44.532	155.4	45.063	175.0	37.354	208.1	138.3	2:06.949		8	42.050	<u>163.1</u>	43.628	173.9	<u>36.614</u>	210.1	163.6	<u>2:02.292</u>	
4	42.978	155.4	44.584	167.7	37.669	205.7	154.8	2:05.231		9	42.005	161.7	<u>43.329</u>	<u>181.5</u>	37.153	210.1	168.1	2:02.487	

Historic Grand Prix 2023

HGPCA Race for Pre 1966 Grand Prix Cars
Laps and Sector Times - Qualifying

16 - 18 June 2023
Zandvoort GP - 4259mtr.

5	42.531	145.6	44.804	167.2	42.483	<u>210.9</u>	156.8	2:09.818	10										
18 Clinton Mccarthy										Lotus 18									
lap	Sect-1	Speed	Sect-2	Speed	Sect-3	Speed	TopSpeed	laptime	pit	lap	Sect-1	Speed	Sect-2	Speed	Sect-3	Speed	Topspeed	laptime	pit
1								2:06.058		4								4:07.353	
2								2:07.446		5								<u>2:03.359</u>	
3								2:03.738		6								2:03.711	
19 Paul Grant										Cooper Bristol MkII									
lap	Sect-1	Speed	Sect-2	Speed	Sect-3	Speed	TopSpeed	laptime	pit	lap	Sect-1	Speed	Sect-2	Speed	Sect-3	Speed	Topspeed	laptime	pit
1	Pit Out	124.9	51.740	139.2	41.637	175.0		<u>2:21.802</u>		6	44.681	149.8	45.029	153.8	39.581	177.0	166.0	2:09.291	
2	48.935	129.7	47.531	155.8	39.570	175.0	124.3	2:16.036		7	44.273	153.0	45.141	153.6	39.169	178.8	<u>167.1</u>	2:08.583	
3	44.961	153.8	45.752	157.9	39.320	<u>179.4</u>	157.4	2:10.033		8	44.324	152.8	<u>44.791</u>	157.7	39.375	178.2	162.1	<u>2:08.490</u>	
4	<u>44.167</u>	152.3	45.307	156.5	39.086	179.1	161.9	2:08.560		9	44.708	152.5	45.912	<u>161.4</u>	<u>38.769</u>	178.2	160.9	2:09.389	
5	44.181	<u>155.8</u>	45.287	154.7	39.313	178.2	158.8	2:08.781		10									
21 Ian Nuthall										Cooper Bristol Mk2									
lap	Sect-1	Speed	Sect-2	Speed	Sect-3	Speed	TopSpeed	laptime	pit	lap	Sect-1	Speed	Sect-2	Speed	Sect-3	Speed	Topspeed	laptime	pit
1	Pit Out	113.0	53.437	131.7	43.083	166.4		<u>2:30.886</u>		6	44.528	136.2	47.490	159.5	39.790	183.7	154.1	2:11.808	
2	48.612	132.8	47.707	151.5	40.149	183.4	128.1	2:16.468		7	45.837	144.6	46.193	157.2	39.590	179.7	136.6	2:11.620	
3	48.312	139.2	46.478	161.4	39.240	184.6	137.4	2:14.030		8	45.254	139.4	46.566	161.4	39.287	187.2	150.1	2:11.107	
4	44.563	140.8	45.872	147.1	38.446	<u>188.2</u>	156.5	2:08.881		9	<u>43.718</u>	151.9	45.270	160.5	<u>38.224</u>	186.5	155.6	<u>2:07.212</u>	
5	43.977	<u>153.4</u>	<u>44.896</u>	<u>168.8</u>	38.456	187.2	150.3	2:07.329		10									
23 Andrea Stortoni										Lotus 18									
lap	Sect-1	Speed	Sect-2	Speed	Sect-3	Speed	TopSpeed	laptime	pit	lap	Sect-1	Speed	Sect-2	Speed	Sect-3	Speed	Topspeed	laptime	pit
1	Pit Out	122.0	47.784	144.2	40.868	<u>175.6</u>		<u>2:19.424</u>		4	46.853	147.3	45.571	158.4	Pit In		131.8	<u>2:18.983</u>	
2	44.260	160.2	45.447	157.9	39.131	160.7	136.4	2:08.838		5	Pit Out	138.3	45.125	<u>161.7</u>	<u>38.239</u>	169.8		8:02.534	
3	45.001	158.1	44.468	156.7	39.509	159.5	130.5	2:08.978		6	<u>43.101</u>	<u>162.9</u>	<u>44.034</u>	143.6	38.475	160.7	<u>142.5</u>	<u>2:05.610</u>	
24 Ingo Strolz										Cooper T51									
lap	Sect-1	Speed	Sect-2	Speed	Sect-3	Speed	TopSpeed	laptime	pit	lap	Sect-1	Speed	Sect-2	Speed	Sect-3	Speed	Topspeed	laptime	pit
1	Pit Out	129.0	47.579	148.1	39.308	205.7		<u>2:20.148</u>		5	<u>42.734</u>	143.0	<u>44.242</u>	166.2	37.790	205.7	158.1	<u>2:04.766</u>	
2	44.411	137.1	51.113	143.6	39.356	191.5	164.3	2:14.880		6	44.672	132.4	45.667	168.0	38.842	<u>207.7</u>	163.8	2:09.181	
3	43.989	<u>145.4</u>	45.532	159.5	37.908	200.4	138.8	2:07.429		7	42.924	141.0	44.731	<u>170.3</u>	38.536	203.0	<u>165.0</u>	2:06.191	
4	43.212	137.8	44.905	164.4	<u>37.624</u>	<u>207.7</u>	162.6	2:05.741		8	43.100	140.3	45.099	164.6	Pit In		157.9	<u>2:16.753</u>	
26 Luc Brandts										Talbot Lago T26									
lap	Sect-1	Speed	Sect-2	Speed	Sect-3	Speed	TopSpeed	laptime	pit	lap	Sect-1	Speed	Sect-2	Speed	Sect-3	Speed	Topspeed	laptime	pit
1	Pit Out	<u>116.9</u>	<u>54.527</u>	<u>127.4</u>	<u>45.099</u>	<u>175.0</u>		<u>2:31.546</u>		2									
32 Guy Plante										Cooper T23									
lap	Sect-1	Speed	Sect-2	Speed	Sect-3	Speed	TopSpeed	laptime	pit	lap	Sect-1	Speed	Sect-2	Speed	Sect-3	Speed	Topspeed	laptime	pit
1	Pit Out	117.4	52.191	139.5	43.681	169.5		<u>2:29.340</u>		6	46.160	142.5	47.226	145.7	39.625	181.8	142.3	2:13.011	
2	51.665	120.0	49.354	147.9	40.043	181.5	106.7	2:21.062		7	46.183	146.9	46.679	157.7	<u>38.994</u>	181.2	133.4	2:11.856	
3	47.358	129.3	48.449	135.8	40.507	178.8	139.0	2:16.314		8	45.639	143.8	47.177	148.1	39.922	<u>185.9</u>	144.7	2:12.738	
4	46.888	135.0	49.175	128.4	40.634	179.7	147.6	2:16.697		9	<u>44.509</u>	<u>147.1</u>	<u>46.072</u>	<u>159.5</u>	39.265	179.7	152.6	<u>2:09.846</u>	
5	47.480	135.8	47.325	153.2	39.333	178.5	136.1	2:14.138		10									
34 John Spiers										Maserati 250F									
lap	Sect-1	Speed	Sect-2	Speed	Sect-3	Speed	TopSpeed	laptime	pit	lap	Sect-1	Speed	Sect-2	Speed	Sect-3	Speed	Topspeed	laptime	pit
1	Pit Out	113.3	50.108	154.7	42.324	190.5		<u>2:21.555</u>		6	42.114	148.6	44.884	163.1	38.088	209.3	156.3	2:05.086	
2	43.027	158.4	43.747	154.7	37.555	207.3	156.3	2:04.329		7	42.259	153.2	44.361	170.1	36.696	208.5	160.4	2:03.316	

Historic Grand Prix 2023

HGPCA Race for Pre 1966 Grand Prix Cars

16 - 18 June 2023

Laps and Sector Times - Qualifying

Zandvoort GP - 4259mtr.

3	51.006	149.6	44.753	171.2	36.979	208.1	<u>175.1</u>	2:12.738	8	<u>41.505</u>	<u>162.9</u>	<u>42.983</u>	173.6	36.618	209.3	158.8	<u>2:01.106</u>
4	42.360	156.3	45.460	175.6	36.898	209.7	155.6	2:04.718	9	51.467	157.2	49.140	110.9	40.305	208.1	170.7	2:20.912
5	42.275	142.9	43.926	<u>179.7</u>	<u>36.335</u>	<u>210.5</u>	159.5	2:02.536	10								

36 Erik Staes										Cooper Bristol MkII									
lap	Sect-1	Speed	Sect-2	Speed	Sect-3	Speed	TopSpeed	laptime	pit	lap	Sect-1	Speed	Sect-2	Speed	Sect-3	Speed	Topspeed	laptime	pit
1	Pit Out	124.7	49.648	139.9	44.011	182.1		2:24.601		6	45.274	142.5	46.166	<u>158.8</u>	<u>38.736</u>	186.9	<u>152.8</u>	2:10.176	
2	46.867	136.4	47.591	149.4	40.704	181.5	136.7	2:15.162		7	46.629	146.7	45.964	144.8	39.348	<u>188.8</u>	138.1	2:11.941	
3	46.221	143.6	46.619	150.8	40.482	183.1	146.3	2:13.322		8	45.528	147.7	<u>45.157</u>	158.4	39.309	186.5	146.1	2:09.994	
4	46.142	144.2	46.039	147.7	40.764	184.0	141.7	2:12.945		9	<u>44.933</u>	<u>149.2</u>	45.209	155.4	39.471	186.9	148.5	<u>2:09.613</u>	
5	45.287	146.5	45.789	145.2	40.319	186.2	150.7	2:11.395		10									

44 Klaus Bergs										Lotus 18									
lap	Sect-1	Speed	Sect-2	Speed	Sect-3	Speed	TopSpeed	laptime	pit	lap	Sect-1	Speed	Sect-2	Speed	Sect-3	Speed	Topspeed	laptime	pit
1	Pit Out	132.8	49.433	136.2	41.225	181.2		2:20.095		6	45.551	<u>143.2</u>	46.737	156.1	38.799	<u>189.8</u>	133.9	2:11.087	
2	46.738	133.3	47.280	152.1	38.656	184.0	133.6	2:12.674		7	44.809	142.1	46.436	161.0	38.350	185.9	<u>148.0</u>	2:09.595	
3	47.487	136.9	47.368	154.9	39.191	183.4	138.0	2:14.046		8	<u>44.658</u>	143.0	46.330	147.3	39.257	184.9	140.6	2:10.245	
4	47.194	142.5	47.617	152.3	39.080	184.6	130.1	2:13.891		9	44.946	141.2	<u>45.861</u>	<u>161.2</u>	<u>38.026</u>	186.2	127.3	<u>2:08.833</u>	
5	44.909	141.5	48.695	156.1	40.037	186.9	137.3	2:13.641		10									

45 Hans Ciers										Cooper T45									
lap	Sect-1	Speed	Sect-2	Speed	Sect-3	Speed	TopSpeed	laptime	pit	lap	Sect-1	Speed	Sect-2	Speed	Sect-3	Speed	Topspeed	laptime	pit
1	Pit Out	107.0	54.786	109.1	46.819	152.3		2:39.397		5	51.139	126.3	50.957	135.0	<u>42.504</u>	166.7	135.2	2:24.600	
2	52.787	116.5	52.038	127.4	43.910	162.2	113.7	2:28.735		6	50.203	126.9	52.509	109.2	43.982	<u>167.2</u>	130.7	2:26.694	
3	53.323	122.3	53.385	128.6	42.806	163.6	128.2	2:29.514		7	<u>48.685</u>	<u>127.7</u>	<u>49.308</u>	<u>136.0</u>	43.784	163.4	<u>138.3</u>	<u>2:21.777</u>	
4	50.803	124.6	53.864	130.0	42.514	166.9	132.1	2:27.181		8	50.425	111.9	52.770	<u>136.0</u>	42.560	163.9	130.5	2:25.755	

49 Andrew Beaumont										Lotus 18									
lap	Sect-1	Speed	Sect-2	Speed	Sect-3	Speed	TopSpeed	laptime	pit	lap	Sect-1	Speed	Sect-2	Speed	Sect-3	Speed	Topspeed	laptime	pit
1	Pit Out	136.4	47.008	139.2	38.432	215.6		2:18.832		6	41.750	161.0	42.597	171.2	35.603	221.8	153.7	1:59.950	
2	43.274	153.2	44.201	165.4	36.566	<u>224.5</u>	147.3	2:04.041		7	41.462	167.7	42.056	174.2	37.190	213.4	164.5	2:00.708	
3	41.430	163.4	43.500	168.8	35.855	223.1	152.4	2:00.785		8	43.545	122.4	43.630	173.9	<u>34.978</u>	223.6	<u>170.2</u>	2:02.153	
4	41.814	153.4	44.397	169.0	37.163	221.3	166.3	2:03.374		9	<u>40.962</u>	<u>170.9</u>	<u>41.570</u>	165.4	35.735	222.7	151.5	<u>1:58.267</u>	
5	42.869	146.1	45.392	151.0	36.649	221.3	151.3	2:04.910		10	41.206	164.6	42.607	<u>178.2</u>	35.183	220.9	163.6	1:58.996	

50 Philipp Buhofer										BRM P261-2									
lap	Sect-1	Speed	Sect-2	Speed	Sect-3	Speed	TopSpeed	laptime	pit	lap	Sect-1	Speed	Sect-2	Speed	Sect-3	Speed	Topspeed	laptime	pit
1	Pit Out	138.1	48.074	143.8	40.532	169.0		2:18.053		6	42.179	159.8	43.387	<u>174.8</u>	35.640	192.2	<u>171.8</u>	2:01.206	
2	46.179	153.8	46.484	155.6	39.630	179.1	133.4	2:12.293		7	41.454	<u>174.5</u>	<u>42.252</u>	167.2	34.846	200.0	154.3	<u>1:58.552</u>	
3	44.701	150.4	45.084	159.3	Pit In		149.1	2:16.336		8	<u>41.442</u>	173.4	43.055	174.5	35.051	200.0	161.2	1:59.548	
4	Pit Out	151.5	43.584	171.7	36.935	189.1		3:12.283		9	41.756	143.2	42.827	173.4	<u>34.760</u>	<u>201.1</u>	165.8	1:59.343	
5	42.140	163.4	42.891	168.8	35.827	191.5	161.2	2:00.858		10									

63 Michel Kuiper										Brabham Bt-4									
lap	Sect-1	Speed	Sect-2	Speed	Sect-3	Speed	TopSpeed	laptime	pit	lap	Sect-1	Speed	Sect-2	Speed	Sect-3	Speed	Topspeed	laptime	pit
1	Pit Out	128.6	45.118	169.0	36.756	202.6		2:10.463		5	39.790	158.6	42.570	180.0	34.326	<u>213.9</u>	171.8	1:56.686	
2	42.412	136.5	43.694	177.3	35.662	208.5	147.6	2:01.768		6	39.891	154.5	41.688	181.5	<u>34.154</u>	213.0	166.3	1:55.733	
3	42.887	144.6	43.543	173.1	Pit In		143.2	2:10.775		7	40.207	154.3	42.344	174.8	34.469	209.3	148.7	1:57.020	
4	Pit Out	131.1	43.462	178.2	34.904	211.4		6:26.195		8	<u>39.643</u>	<u>171.2</u>	<u>41.304</u>	<u>182.4</u>	34.709	<u>213.9</u>	175.7	<u>1:55.656</u>	

Historic Grand Prix 2023

HGPCA Race for Pre 1966 Grand Prix Cars
Laps and Sector Times - Qualifying

16 - 18 June 2023
Zandvoort GP - 4259mtr.

71		Nick Topliss							Cooper T53 Low Line										
lap	Sect-1	Speed	Sect-2	Speed	Sect-3	Speed	TopSpeed	laptime	pit	lap	Sect-1	Speed	Sect-2	Speed	Sect-3	Speed	Topspeed	laptime	pit
1	Pit Out	114.6	48.997	139.9	40.674	203.4		2:19.911		6	43.990	143.4	44.273	166.9	36.741	205.7	158.6	2:05.004	
2	44.679	134.5	45.604	150.6	38.293	<u>209.7</u>	153.5	2:08.576		7	43.787	<u>145.9</u>	<u>44.058</u>	165.9	<u>36.739</u>	207.7	149.5	2:04.584	
3	44.267	136.7	45.292	164.1	38.189	198.9	139.7	2:07.748		8	<u>42.122</u>	145.7	44.506	<u>169.0</u>	37.346	207.3	<u>169.1</u>	2:03.974	
4	44.660	140.6	45.289	157.2	38.473	203.8	151.1	2:08.422		9	42.721	137.2	44.201	165.1	36.959	206.1	161.9	<u>2:03.881</u>	
5	44.673	131.1	44.882	156.1	37.465	205.7	149.3	2:07.020		10									

72		Tom De Gres							Brabham BT14										
lap	Sect-1	Speed	Sect-2	Speed	Sect-3	Speed	TopSpeed	laptime	pit	lap	Sect-1	Speed	Sect-2	Speed	Sect-3	Speed	Topspeed	laptime	pit
1	Pit Out	129.0	48.524	153.4	41.123	191.8		2:19.512		6	42.858	150.2	44.155	158.8	37.214	203.8	<u>171.3</u>	2:04.227	
2	59.104	130.8	49.215	136.0	41.047	195.7	126.8	2:29.366		7	42.956	140.8	45.039	159.3	36.854	<u>206.9</u>	160.9	2:04.849	
3	45.690	138.5	46.446	149.0	39.460	199.6	141.7	2:11.596		8	42.658	156.7	<u>43.342</u>	<u>175.9</u>	<u>36.663</u>	200.7	148.5	<u>2:02.663</u>	
4	45.055	141.9	47.049	148.1	38.862	203.8	149.7	2:10.966		9	43.939	<u>158.1</u>	43.961	164.1	37.012	196.0	141.2	2:04.912	
5	<u>42.431</u>	149.0	46.529	144.8	38.549	200.0	159.0	2:07.509		10									

80		Philippe Bonny							Brabham BT2										
lap	Sect-1	Speed	Sect-2	Speed	Sect-3	Speed	TopSpeed	laptime	pit	lap	Sect-1	Speed	Sect-2	Speed	Sect-3	Speed	Topspeed	laptime	pit
1	Pit Out	115.1	49.245	157.4	41.218	182.1		2:21.311		6	43.751	151.0	44.573	161.0	38.523	<u>190.8</u>	143.4	2:06.847	
2	46.722	138.8	46.201	145.4	39.829	179.4	138.5	2:12.752		7	45.743	145.7	45.222	152.5	<u>37.765</u>	187.2	135.1	2:08.730	
3	45.809	149.6	45.529	155.6	38.654	<u>190.8</u>	125.0	2:09.992		8	<u>43.185</u>	<u>159.3</u>	<u>43.279</u>	<u>173.4</u>	37.865	188.8	<u>151.8</u>	<u>2:04.329</u>	
4	43.973	149.6	45.066	154.3	38.782	184.9	137.8	2:07.821		9	47.744	141.2	43.926	162.4	38.404	169.5	135.6	2:10.074	
5	45.464	151.9	45.279	161.7	38.355	189.1	135.6	2:09.098		10									

87		Tony Lees							Cooper T53										
lap	Sect-1	Speed	Sect-2	Speed	Sect-3	Speed	TopSpeed	laptime	pit	lap	Sect-1	Speed	Sect-2	Speed	Sect-3	Speed	Topspeed	laptime	pit
1	Pit Out	130.3	49.350	137.2	40.863	206.9		2:17.240		6	42.507	151.9	44.992	174.5	38.537	208.9	173.4	2:06.036	
2	44.167	137.4	46.526	155.2	39.064	210.1	151.8	2:09.757		7	43.017	156.1	44.211	166.7	37.274	213.9	164.5	2:04.502	
3	43.574	144.4	45.444	154.3	38.027	214.3	172.6	2:07.045		8	<u>41.542</u>	154.5	44.125	158.6	36.395	217.7	168.9	<u>2:02.062</u>	
4	42.694	153.4	44.277	158.6	37.327	216.4	<u>184.6</u>	2:04.298		9	42.968	140.4	<u>43.376</u>	168.8	<u>36.576</u>	216.4	173.2	2:02.920	
5	41.805	156.3	43.993	171.4	37.909	213.4	171.3	2:03.707		10									

92		Stephen Banham							Cooper T45										
lap	Sect-1	Speed	Sect-2	Speed	Sect-3	Speed	TopSpeed	laptime	pit	lap	Sect-1	Speed	Sect-2	Speed	Sect-3	Speed	Topspeed	laptime	pit
1	Pit Out	110.1	54.960	141.5	45.106	155.6		2:34.524		5	48.864	111.1	50.788	141.5	42.584	<u>177.6</u>	132.9	2:22.236	
2	51.244	104.8	54.535	137.8	43.591	163.6	121.5	2:29.370		6	47.430	116.1	50.082	147.5	40.948	171.2	138.5	2:18.460	
3	52.423	113.3	51.691	143.0	42.277	175.0	118.0	2:26.391		7	47.446	115.9	49.442	147.9	41.047	<u>177.6</u>	134.9	2:17.935	
4	52.476	101.1	52.644	131.1	42.271	173.1	129.0	2:27.391		8	<u>46.468</u>	123.0	<u>49.007</u>	<u>152.8</u>	<u>40.408</u>	176.5	135.1	<u>2:15.883</u>	

99		Mark Shaw							Lotus 21										
lap	Sect-1	Speed	Sect-2	Speed	Sect-3	Speed	TopSpeed	laptime	pit	lap	Sect-1	Speed	Sect-2	Speed	Sect-3	Speed	Topspeed	laptime	pit
1	Pit Out	141.0	45.349	167.2	37.491	204.2		2:08.458		6	Pit Out	160.7	48.110	108.4	40.376	210.5		3:20.909	
2	41.035	162.7	42.202	173.9	35.978	207.7	159.3	1:59.215		7	<u>39.483</u>	179.4	41.872	168.5	35.408	213.0	171.8	<u>1:56.763</u>	
3	39.992	163.4	42.534	<u>183.1</u>	35.467	208.5	<u>181.2</u>	1:57.993		8	40.008	<u>181.5</u>	<u>41.520</u>	181.8	<u>35.316</u>	<u>214.3</u>	170.5	1:56.844	
4	42.948	121.5	42.651	181.2	35.861	210.9	163.3	2:01.460		9	42.311	140.3	45.531	173.9	37.063	210.1	156.5	2:04.905	
5	40.013	172.2	43.579	163.1	Pit In		175.7	2:11.492		10									

132		Chris Locke							Lotus 32B										
lap	Sect-1	Speed	Sect-2	Speed	Sect-3	Speed	TopSpeed	laptime	pit	lap	Sect-1	Speed	Sect-2	Speed	Sect-3	Speed	Topspeed	laptime	pit
1	Pit Out	129.0	49.703	162.9	38.406	213.4		2:15.870		6	43.432	154.1	44.579	166.9	36.926	216.0	141.7	2:04.937	
2	44.569	151.3	48.614	148.8	38.749	198.2	136.6	2:11.932		7	41.143	153.6	43.906	<u>176.8</u>	<u>35.704</u>	189.5	<u>168.6</u>	<u>2:00.753</u>	
3	45.204	140.3	45.278	162.7	39.289	215.6	127.5	2:09.771		8	42.685	153.4	<u>43.704</u>	164.1	36.560	191.2	134.1	2:02.949	
4	42.710	145.2	47.386	166.9	36.554	219.1	165.8	2:06.650		9	43.365	147.1	44.131	149.4	36.840	205.7	127.0	2:04.336	

Historic Grand Prix 2023

HGPCA Race for Pre 1966 Grand Prix Cars
Laps and Sector Times - Qualifying

16 - 18 June 2023
Zandvoort GP - 4259mtr.

5	41.136	154.9	44.320	175.6	36.400	215.6	155.4	2:01.856	10	41.616	160.5	48.689	172.8	36.018	220.0	153.9	2:06.323
---	--------	-------	--------	-------	--------	-------	-------	----------	----	--------	-------	--------	-------	--------	-------	-------	----------

181 Brad Hoyt										Lotus 18									
lap	Sect-1	Speed	Sect-2	Speed	Sect-3	Speed	TopSpeed	laptime	pit	lap	Sect-1	Speed	Sect-2	Speed	Sect-3	Speed	Topspeed	laptime	pit
1								2:12.615		4								2:07.525	
2								2:08.230		5								2:06.201	
3								4:16.913		6								2:06.190	

248 Klaus Lehr										Maserati 250F									
lap	Sect-1	Speed	Sect-2	Speed	Sect-3	Speed	TopSpeed	laptime	pit	lap	Sect-1	Speed	Sect-2	Speed	Sect-3	Speed	Topspeed	laptime	pit
1	Pit Out	119.2	53.184	144.8	44.253	182.7		2:29.875		6	44.594	135.2	46.748	168.0	38.794	201.5	142.5	2:10.136	
2	46.795	141.7	48.794	152.5	39.871	199.6	113.8	2:15.460		7	44.256	141.2	45.965	168.5	38.168	197.8	150.1	2:08.389	
3	45.548	136.9	48.238	155.2	40.215	195.7	140.6	2:14.001		8	44.820	142.1	47.716	165.9	38.816	194.9	145.1	2:11.352	
4	44.731	141.9	46.103	162.2	39.057	202.6	137.6	2:09.891		9	44.612	141.0	47.070	164.9	38.931	198.9	138.0	2:10.613	
5	43.833	146.1	46.440	172.5	41.968	198.5	149.3	2:12.241		10									

Historic Grand Prix 2023

Heat name : HGPCA Race for Pre 1966 Grand Prix Cars - Qualifying
 Heat Date : 16 June 2023
 Track name : Zandvoort GP - 4259 mtr.

Participants Started	: 31	Participants Classified	: 31
Participants Finished	: 0	Participants Not Classified	: 0
Participants Not Finished	: 31		

Green flag at	: 15:57:00	Heat recording start time	: 15:53:30
Finish flag waved at	:	Heat recording end time	: 16:21:41
Total time under Green	: 21:20	Total of All Laps in Heat	: 242
Number of cautions	: 0	Total time under Yellow	: 00:00:00
Number of code-60's	: 0	Total time under Code-60	: 00:00:00

Best Lap time history during the Heat

#	Nbr	lap time	in lap	Name	Car	time of day
1	99	1:59.215	2	Mark Shaw	Lotus 21	16:01:26
2	10	1:56.265	2	Will Nuthall	Cooper T53	16:01:30
3	10	1:55.561	3	Will Nuthall	Cooper T53	16:03:26
4	10	1:55.544	4	Will Nuthall	Cooper T53	16:05:21
5	10	1:54.327	5	Will Nuthall	Cooper T53	16:07:16
6	10	1:52.031	6	Will Nuthall	Cooper T53	16:09:08

Summary of best lap times per class

Nbr	Name / Team name	Car	Cls	Fastest Laptime	In	Speed
63	Michel Kuiper	Brabham Bt-4	1	1:55.656	8	132.57
26	Luc Brandts	Talbot Lago T26	2			0.00
21	Ian Nuthall	Cooper Bristol Mk2	5	2:07.212	9	120.53
34	John Spiers	Maserati 250F	6	2:01.106	8	126.60
10	Will Nuthall	Cooper T53	7b	1:52.031	6	136.86
92	Stephen Banham	Cooper T45	7c	2:15.883	8	112.84
8	Anthony Ditheridge	Cooper T45	9	2:09.144	8	118.72
99	Mark Shaw	Lotus 21	10a	1:56.763	7	131.31
72	Tom De Gres	Brabham BT14	10b	2:02.663	8	125.00
50	Philipp Buhofer	BRM P261-2	11	1:58.552	7	129.33
49	Andrew Beaumont	Lotus 18	12	1:58.267	9	129.64

Historic Grand Prix 2023

HGPCA Race for Pre 1966 Grand Prix Cars
Final starting grid Race 1


16 - 18 June 2023
Zandvoort GP - 4259mtr.

Start Time : 09:20 - Heat Duration : 25 Minutes

Pos	Nbr	Name	time		Pos	Nbr	Name	time
29	26	Luc Brandts		Row 15	30	3	Klara Ret tenmaier	
27	45	Hans Ciers	2: 21.777	Row 14	28	6	Stephan Ret tenmaier	2: 31.694
25	9	Arnold Herreman	2: 15.097	Row 13	26	92	Stephen Banham	2: 15.883
23	36	Erik St aes	2: 09.613	Row 12	24	32	Guy Plante	2: 09.846
21	44	Klaus Bergs	2: 08.833	Row 11	22	8	Anthony Dit heridge	2: 09.144
19	248	Klaus Lehr	2: 08.389	Row 10	20	19	Paul Grant	2: 08.490
17	181	Brad Hoyt	2: 06.190	Row 9	18	21	I an Nuthall	2: 07.212
15	80	Philippe Bonny	2: 04.329	Row 8	16	24	I ngo Strolz	2: 04.766
13	18	Clinton Mccart hy	2: 03.359	Row 7	14	71	Nick Topliss	2: 03.881
11	15	Thomas Mat zelberger	2: 02.292	Row 6	12	72	Tom De Gres	2: 02.663
9	34	John Spiers	2: 01.106	Row 5	10	87	Tony Lees	2: 02.062
7	7	Max Blees	1: 59.999	Row 4	8	132	Chris Locke	2: 00.753
5	50	Philipp Buhof er	1: 58.552	Row 3	6	2	Andy Willis	1: 59.563
3	99	Mark Shaw	1: 56.763	Row 2	4	49	Andrew Beaumont	1: 58.267
1	10	Will Nuthall	1: 52.031	Row 1	2	63	Michel Kuiper	1: 55.656

Pole Right

----- STARTLINE -----

Results: www.getraceresults.com			Timekeeping by : Time Service BV - The Netherlands			Publication-time		
Steward Chairman		Steward 1		Steward 2				
Leo van Haastreht (KNAF 4654)		Mike Berger (KNAF 1958)		Willem Keijzer (KNAF 11488)				
Page 1 of 1								

Historic Grand Prix 2023

HGPCA Race for Pre 1966 Grand Prix Cars
Final result Race 1

16 - 18 June 2023
Zandvoort GP - 4259mtr.

Pos	Nbr	Name	Car	Cls	PIC	Gap	Total time	Fastest	In	Avg. Speed
1	63	Michel Kuiper	Brabham Bt-4	1	1	-- 8 laps --	18:18.384	1:52.252	3	111.67
2	99	Mark Shaw	Lotus 21	10a	1	0.811	18:19.195	1:55.981	4	111.59
3	2	Andy Willis	Lotus 24	11	1	1.662	18:20.046	1:56.659	4	111.50
4	50	Philipp Buhofer	BRM P261-2	11	2	2.083	18:20.467	1:56.416	3	111.46
5	7	Max Blees	Brabham BT7A	12	1	2.882	18:21.266	1:56.445	4	111.38
6	87	Tony Lees	Cooper T53	7b	1	3.736	18:22.120	1:58.164	4	111.29
7	18	Clinton Mccarthy	Lotus 18	7b	2	4.572	18:22.956	1:58.461	4	111.20
8	34	John Spiers	Maserati 250F	6	1	6.122	18:24.506	1:58.606	3	111.05
9	132	Chris Locke	Lotus 32B	12	2	7.172	18:25.556	2:00.111	3	110.94
10	15	Thomas Matzelberger	Cooper T45/51	7b	3	8.410	18:26.794	2:01.371	4	110.82
11	71	Nick Topliss	Cooper T53 Low Line	1	2	9.541	18:27.925	2:00.799	4	110.71
12	72	Tom De Gres	Brabham BT14	10b	1	10.365	18:28.749	2:00.510	4	110.62
13	24	Ingo Strolz	Cooper T51	7b	4	11.342	18:29.726	2:01.221	4	110.53
14	80	Philippe Bonny	Brabham BT2	10a	2	12.061	18:30.445	2:02.533	4	110.45
15	21	Ian Nuthall	Cooper Bristol Mk2	5	1	19.896	18:38.280	2:04.082	2	109.68
16	8	Anthony Ditheridge	Cooper T45	9	1	24.045	18:42.429	2:06.652	3	109.28
17	44	Klaus Bergs	Lotus 18	10a	3	26.379	18:44.763	2:07.085	4	109.05
18	248	Klaus Lehr	Maserati 250F	6	2	28.246	18:46.630	2:07.995	4	108.87
19	49	Andrew Beaumont	Lotus 18	12	3	31.211	18:49.595	2:01.631	4	108.58
20	32	Guy Plante	Cooper T23	5	2	32.367	18:50.751	2:07.891	4	108.47
21	36	Erik Staes	Cooper Bristol MkI	5	3	32.859	18:51.243	2:07.796	4	108.42
22	19	Paul Grant	Cooper Bristol MkI	1	3	35.542	18:53.926	2:06.447	2	108.17
23	92	Stephen Banham	Cooper T45	7c	1	35.991	18:54.375	2:14.909	4	108.12
24	9	Arnold Herreman	LDS F1	10a	4	40.928	18:59.312	2:12.271	4	107.66
25	26	Luc Brandts	Talbot Lago T26	2	1	1:01.689	19:20.073	2:16.027	4	105.73
26	6	Stephan Rettenmaier	Osca F2	5	4	-- 7 laps --	18:36.340	2:23.331	3	96.14
27	3	Klara Rettenmaier	Maserati A6GCM	6	3	0.958	18:37.298	2:25.435	7	96.05
28	45	Hans Ciers	Cooper T45	7c	2	42.632	19:18.972	2:23.451	3	92.60
29	181	Brad Hoyt	Lotus 18	10a	5	-- 6 laps --	13:53.141	2:04.902	3	110.41
30	10	Will Nuthall	Cooper T53	7b	5	-- 4 laps --	7:35.896	1:51.042	3	134.52


CAR #18 - LOW BATTERY - CHARGE TRANSPONDER BEFORE THE NEXT SESSION
CAR #49 - 5 PLACES DOCKED ON THE STARTGRID - CAUSING AN AVOIDABLE COLLISION

Fastest time : 1:51.042 in lap 3 by nbr. 10 : Will Nuthall (Cooper)

Publication-time

Results: www.getraceresults.com

Timekeeping by : Time Service BV - The Netherlands

Steward Chairman	Steward 1	Steward 2	
Leo van Haastrecht (KNAF 4654)	Mike Berger (KNAF 1958)	Willem Keijzer (KNAF 11488)	
Page 1 of 1			

Historic Grand Prix 2023

HGPCA Race for Pre 1966 Grand Prix Cars

16 - 18 June 2023

Result per Class Race 1

Zandvoort GP - 4259mtr.

Class 1 - 925 - 1934 Grand Prix cars running on 18" or 19" wheels

Pos	Nbr	Name	Car	Gap	Diff	Total time	Fastest	In
1	63	Michel Kuiper	Brabham Bt-4	-- 8 laps --		18:18.384	1:52.252	3
2	71	Nick Topliss	Cooper T53 Low Line	9.541	9.541	18:27.925	2:00.799	4
3	19	Paul Grant	Cooper Bristol MkII	35.542	26.001	18:53.926	2:06.447	2

Class 2 - 1935 - 1951 Grand Prix cars running on 18" or 19" wheels

Pos	Nbr	Name	Car	Gap	Diff	Total time	Fastest	In
1	26	Luc Brandts	Talbot Lago T26	-- 8 laps --		19:20.073	2:16.027	4

Class 5 - 1952/53 2 litre Grand Prix cars

Pos	Nbr	Name	Car	Gap	Diff	Total time	Fastest	In
1	21	Ian Nuthall	Cooper Bristol Mk2	-- 8 laps --		18:38.280	2:04.082	2
2	32	Guy Plante	Cooper T23	12.471	12.471	18:50.751	2:07.891	4
3	36	Erik Staes	Cooper Bristol MkII	12.963	0.492	18:51.243	2:07.796	4
4	6	Stephan Rettenmaier	Oscas F2	-- 7 laps --		18:36.340	2:23.331	3

Class 6 - 1954 -1958 Grand Prix cars on 16" wheels

Pos	Nbr	Name	Car	Gap	Diff	Total time	Fastest	In
1	34	John Spiers	Maserati 250F	-- 8 laps --		18:24.506	1:58.606	3
2	248	Klaus Lehr	Maserati 250F	22.124	22.124	18:46.630	2:07.995	4
3	3	Klara Rettenmaier	Maserati A6GCM	-- 7 laps --		18:37.298	2:25.435	7

Class 7b - Pre 1961 Grand Prix cars on 15" wheels

Pos	Nbr	Name	Car	Gap	Diff	Total time	Fastest	In
1	87	Tony Lees	Cooper T53	-- 8 laps --		18:22.120	1:58.164	4
2	18	Clinton Mccarthy	Lotus 18	0.836	0.836	18:22.956	1:58.461	4
3	15	Thomas Matzelberger	Cooper T45/51	4.674	3.838	18:26.794	2:01.371	4
4	24	Ingo Strolz	Cooper T51	7.606	2.932	18:29.726	2:01.221	4
5	10	Will Nuthall	Cooper T53	-- 4 laps --		7:35.896	1:51.042	3

Class 7c - Pre 1961 Formula 2 cars of not more than 1.5 litres

Pos	Nbr	Name	Car	Gap	Diff	Total time	Fastest	In
1	92	Stephen Banham	Cooper T45	-- 8 laps --		18:54.375	2:14.909	4
2	45	Hans Ciers	Cooper T45	-- 7 laps --		19:18.972	2:23.451	3

Class 9 - Pre 1961 Grand Prix/Formula 2 cars of not more than 2 litres

Pos	Nbr	Name	Car	Gap	Diff	Total time	Fastest	In
1	8	Anthony Ditheridge	Cooper T45	-- 8 laps --		18:42.429	2:06.652	3

Fastest time : 1:51.042 in lap 3 by nbr. 10 : Will Nuthall (Cooper)

Publication-time

Results: www.getraceresults.com

Timekeeping by : Time Service BV - The Netherlands

Race Director

Chief Time Keeping

Roland Bruynseraede (RACB 46)

Rob Oude Luttikhuis (KNAF 38761)



Historic Grand Prix 2023

HGPCA Race for Pre 1966 Grand Prix Cars

16 - 18 June 2023

Result per Class Race 1

Zandvoort GP - 4259mtr.

Class 10a - Pre 1 Jan 1964 1.5-litre 4-cylinder Formula 1 cars

Pos	Nbr	Name	Car	Gap	Diff	Total time	Fastest	In
1	99	Mark Shaw	Lotus 21	-- 8 laps --		18:19.195	1:55.981	4
2	80	Philippe Bonny	Brabham BT2	11.250	11.250	18:30.445	2:02.533	4
3	44	Klaus Bergs	Lotus 18	25.568	14.318	18:44.763	2:07.085	4
4	9	Arnold Herreman	LDS F1	40.117	14.549	18:59.312	2:12.271	4
5	181	Brad Hoyt	Lotus 18	-- 6 laps --		13:53.141	2:04.902	3

Class 10b - Pre 1966 Formula 1 cars and 1964/66 Formula 2 cars of not more than 1000cc

Pos	Nbr	Name	Car	Gap	Diff	Total time	Fastest	In
1	72	Tom De Gres	Brabham BT14	-- 8 laps --		18:28.749	2:00.510	4

Class11 - Pre 1966 1.5 litre multi-cylinder Formula 1 cars

Pos	Nbr	Name	Car	Gap	Diff	Total time	Fastest	In
1	2	Andy Willis	Lotus 24	-- 8 laps --		18:20.046	1:56.659	4
2	50	Philipp Buhofer	BRM P261-2	0.421	0.421	18:20.467	1:56.416	3

Class 12 - Pre 1966 Tasman and Intercontinental 4 cylinder cars of not more than 2.7 litres

Pos	Nbr	Name	Car	Gap	Diff	Total time	Fastest	In
1	7	Max Blees	Brabham BT7A	-- 8 laps --		18:21.266	1:56.445	4
2	132	Chris Locke	Lotus 32B	4.290	4.290	18:25.556	2:00.111	3
3	49	Andrew Beaumont	Lotus 18	28.329	24.039	18:49.595	2:01.631	4

CAR #18 - LOW BATTERY - CHARGE TRANSPONDER BEFORE THE NEXT SESSION

CAR #49 - 5 PLACES DOCKED ON THE STARTGRID - CAUSING AN AVOIDABLE COLLISION

Fastest time : 1:51.042 in lap 3 by nbr. 10 : Will Nuthall (Cooper)

Publication-time

Results: www.getraceresults.com

Timekeeping by : Time Service BV - The Netherlands

Race Director

Chief Time Keeping

Roland Bruynseraede (RACB 46)

Rob Oude Luttikhuis (KNAF 38761)



Historic Grand Prix 2023

HGPCA Race for Pre 1966 Grand Prix Cars

16 - 18 June 2023

Laptimes - Race 1

Zandvoort GP - 4259mtr.

Nbr	Name	Laps	lap	Lap ..1	Lap ..2	Lap ..3	Lap ..4	Lap ..5	Lap ..6	Lap ..7	Lap ..8	Lap ..9	Lap ..0
63	Michel Kuiper	8	1 - 10	1:58.493	1:52.652	1:52.252	1:53.468	2:01.126	3:52.728	2:28.152	2:15.379		
99	Mark Shaw	8	1 - 10	2:00.981	2:02.403	1:56.127	1:55.981	2:08.158	3:30.039	2:30.040	2:11.078		
2	Andy Willis	8	1 - 10	2:02.413	1:59.600	1:57.394	1:56.659	2:07.732	3:30.696	2:29.154	2:11.347		
50	Philipp Buhofer	8	1 - 10	2:03.334	2:00.083	1:56.416	1:56.670	2:08.091	3:30.944	2:28.815	2:11.126		
7	Max Brees	8	1 - 10	2:03.736	1:59.834	1:56.504	1:56.445	2:08.199	3:30.966	2:28.343	2:11.705		
87	Tony Lees	8	1 - 10	2:05.959	1:59.615	2:00.263	1:58.164	2:03.934	3:28.278	2:29.461	2:10.173		
18	Clinton Mccarthy	8	1 - 10	2:07.557	1:59.907	1:59.700	1:58.461	2:03.966	3:27.659	2:27.845	2:10.145		
34	John Spiers	8	1 - 10	2:07.460	2:00.994	1:58.606	1:59.411	2:03.789	3:26.938	2:29.007	2:12.072		
132	Chris Locke	8	1 - 10	2:04.571	2:00.690	2:00.111	2:02.612	2:04.656	3:27.910	2:27.494	2:11.832		
15	Thomas Matzelberger	8	1 - 10	2:08.016	2:02.536	2:01.456	2:01.371	2:07.494	3:19.629	2:27.224	2:12.038		
71	Nick Topliss	8	1 - 10	2:09.131	2:02.480	2:01.119	2:00.799	2:08.332	3:19.464	2:26.826	2:12.262		
72	Tom De Gres	8	1 - 10	2:10.498	2:02.185	2:01.288	2:00.510	2:08.478	3:19.721	2:26.647	2:12.453		
24	Ingo Strolz	8	1 - 10	2:11.543	2:01.971	2:03.043	2:01.221	2:06.138	3:18.747	2:25.985	2:12.970		
80	Philippe Bonny	8	1 - 10	2:12.520	2:03.557	2:03.220	2:02.533	2:08.452	3:13.266	2:26.350	2:12.492		
21	Ian Nuthall	8	1 - 10	2:11.122	2:04.082	2:04.187	2:04.319	2:09.504	3:10.511	2:28.599	2:17.391		
8	Anthony Ditheridge	8	1 - 10	2:14.882	2:10.196	2:06.652	2:07.545	2:09.693	2:55.741	2:34.592	2:13.472		
44	Klaus Bergs	8	1 - 10	2:17.501	2:08.225	2:07.333	2:07.085	2:11.965	2:53.775	2:33.193	2:16.328		
248	Klaus Lehr	8	1 - 10	2:15.258	2:09.419	2:11.902	2:07.995	2:12.270	2:50.814	2:32.794	2:17.310		
49	Andrew Beaumont	8	1 - 10	2:00.878	2:47.973	2:04.910	2:01.631	2:09.575	2:49.608	2:31.648	2:18.856		
32	Guy Plante	8	1 - 10	2:17.414	2:09.531	2:09.826	2:07.891	2:13.188	2:49.885	2:32.316	2:20.427		
36	Erik Staes	8	1 - 10	2:16.689	2:09.453	2:09.798	2:07.796	2:12.646	2:50.602	2:32.340	2:21.621		
19	Paul Grant	8	1 - 10	2:14.092	2:06.447	2:06.611	2:06.844	2:12.028	2:58.685	2:36.102	2:24.090		
92	Stephen Banham	8	1 - 10	2:20.912	2:15.580	2:15.843	2:14.909	2:15.747	2:25.922	2:33.528	2:21.257		
9	Arnold Herreman	8	1 - 10	2:24.414	2:18.273	2:13.300	2:12.271	2:17.847	2:23.131	2:38.188	2:20.823		
26	Luc Brandts	8	1 - 10	2:25.200	2:18.695	2:16.116	2:16.027	2:23.737	2:21.410	2:28.587	2:38.234		
6	Stephan Rettenmaier	7	1 - 10	2:35.080	2:26.381	2:23.331	2:25.522	3:34.208	2:32.063	2:28.347			
3	Klara Rettenmaier	7	1 - 10	2:36.769	2:28.415	2:26.809	2:27.656	3:30.300	2:29.750	2:25.435			
45	Hans Ciers	7	1 - 10	2:35.638	2:26.133	2:23.451	2:25.508	3:42.069	2:57.059	2:37.598			
181	Brad Hoyt	6	1 - 10	2:12.893	2:04.996	2:04.902	2:05.104	2:07.686	3:09.180				
10	Will Nuthall	4	1 - 10	1:57.729	1:51.109	1:51.042	1:52.092						

Historic Grand Prix 2023

HGPCA Race for Pre 1966 Grand Prix Cars
Sector analyse - Race 1

16 - 18 June 2023
Zandvoort GP - 4259mtr.

Cls = Class 1 - 925 - 1934 Grand Prix

Pos	Nbr	Name / Team name	Sector 1			Sector 2			Sector 3			Theoret. Fastest	Actual best	In
			time	Lap	pos	time	Lap	pos	time	Lap	pos			
1	63	Michel Kuiper	38.212	8	2	39.871	4	2	33.507	2	2	1:51.590	1:52.252	3
2	71	Nick Topliss	41.549	4	14	43.002	4	11	35.794	3	13	2:00.345	2:00.799	4
3	19	Paul Grant	43.418	2	20	44.454	3	19	38.409	1	23	2:06.281	2:06.447	2

Cls = Class 2 - 1935 - 1951 Grand Prix

Pos	Nbr	Name / Team name	Sector 1			Sector 2			Sector 3			Theoret. Fastest	Actual best	In
			time	Lap	pos	time	Lap	pos	time	Lap	pos			
1	26	Luc Brandts	46.082	4	27	48.538	3	27	40.742	3	27	2:15.362	2:16.027	4

Cls = Class 5 - 1952/53 2 litre Grand

Pos	Nbr	Name / Team name	Sector 1			Sector 2			Sector 3			Theoret. Fastest	Actual best	In
			time	Lap	pos	time	Lap	pos	time	Lap	pos			
1	21	Ian Nuthall	42.583	2	16	43.704	3	17	37.203	2	18	2:03.490	2:04.082	2
2	32	Guy Plante	44.506	4	24	45.081	4	20	38.304	4	22	2:07.891	2:07.891	4
3	36	Erik Staes	43.924	4	23	45.588	4	23	38.284	4	21	2:07.796	2:07.796	4
4	6	Stephan Rettenmaier	49.245	3	29	50.637	4	30	42.807	6	29	2:22.689	2:23.331	3

Cls = Class 6 - 1954 -1958 Grand Prix

Pos	Nbr	Name / Team name	Sector 1			Sector 2			Sector 3			Theoret. Fastest	Actual best	In
			time	Lap	pos	time	Lap	pos	time	Lap	pos			
1	34	John Spiers	40.925	5	9	42.186	2	10	35.143	3	10	1:58.254	1:58.606	3
2	248	Klaus Lehr	43.776	4	22	45.799	4	24	38.420	4	24	2:07.995	2:07.995	4
3	3	Klara Rettenmaier	49.143	4	28	50.424	7	29	41.833	6	28	2:21.400	2:25.435	7

Cls = Class 7b - Pre 1961 Grand Prix

Pos	Nbr	Name / Team name	Sector 1			Sector 2			Sector 3			Theoret. Fastest	Actual best	In
			time	Lap	pos	time	Lap	pos	time	Lap	pos			
1	87	Tony Lees	40.643	4	8	41.776	8	8	34.957	1	9	1:57.376	1:58.164	4
2	18	Clinton Mccarthy	40.386	4	7	41.949	8	9	35.367	4	11	1:57.702	1:58.461	4
3	15	Thomas Matzelberger	41.189	8	11	43.243	2	13	36.424	4	15	2:00.856	2:01.371	4
4	24	Ingo Strolz	41.426	4	13	43.502	4	15	36.232	2	14	2:01.160	2:01.221	4
5	10	Will Nuthall	37.828	5	1	39.681	3	1	33.203	2	1	1:50.712	1:51.042	3

Cls = Class 7c - Pre 1961 Formula 2

Pos	Nbr	Name / Team name	Sector 1			Sector 2			Sector 3			Theoret. Fastest	Actual best	In
			time	Lap	pos	time	Lap	pos	time	Lap	pos			
1	92	Stephen Banham	45.588	6	25	47.829	2	26	40.313	4	26	2:13.730	2:14.909	4
2	45	Hans Ciers	49.698	4	30	50.225	3	28	43.215	3	30	2:23.138	2:23.451	3

Cls = Class 9 - Pre 1961 Grand

Pos	Nbr	Name / Team name	Sector 1			Sector 2			Sector 3			Theoret. Fastest	Actual best	In
			time	Lap	pos	time	Lap	pos	time	Lap	pos			
1	8	Anthony Ditheridge	43.226	8	18	45.118	3	21	37.770	4	20	2:06.114	2:06.652	3

Cls = Class 10a - Pre 1 Jan 1964

Pos	Nbr	Name / Team name	Sector 1			Sector 2			Sector 3			Theoret. Fastest	Actual best	In
			time	Lap	pos	time	Lap	pos	time	Lap	pos			
1	99	Mark Shaw	39.489	4	3	41.404	8	4	34.740	4	6	1:55.633	1:55.981	4
2	80	Philippe Bonny	41.859	5	15	43.401	2	14	36.474	4	16	2:01.734	2:02.533	4
3	44	Klaus Bergs	43.449	8	21	45.342	3	22	37.524	3	19	2:06.315	2:07.085	4
4	9	Arnold Herreman	45.817	4	26	47.243	4	25	39.211	4	25	2:12.271	2:12.271	4
5	181	Brad Hoyt	42.872	4	17	44.378	2	18	37.130	3	17	2:04.380	2:04.902	3

Cls = Class 10b - Pre 1966 Formula 1

Pos	Nbr	Name / Team name	Sector 1			Sector 2			Sector 3			Theoret. Fastest	Actual best	In
			time	Lap	pos	time	Lap	pos	time	Lap	pos			
1	72	Tom De Gres	41.398	4	12	43.672	4	16	35.440	4	12	2:00.510	2:00.510	4

Historic Grand Prix 2023

HGPCA Race for Pre 1966 Grand Prix Cars
Sector analyse - Race 1

16 - 18 June 2023
Zandvoort GP - 4259mtr.

Cls = Class11 - Pre 1966 1.5 litre

Pos	Nbr	Name / Team name	Sector 1			Sector 2			Sector 3			Theoret. Fastest	Actual best	In
			time	Lap	pos	time	Lap	pos	time	Lap	pos			
1	2	Andy Willis	39.987	3	4	41.529	8	5	34.868	2	8	1:56.384	1:56.659	4
2	50	Philipp Buhofer	40.162	3	5	41.288	3	3	34.788	4	7	1:56.238	1:56.416	3

Cls = Class 12 - Pre 1966 Tasman and

Pos	Nbr	Name / Team name	Sector 1			Sector 2			Sector 3			Theoret. Fastest	Actual best	In
			time	Lap	pos	time	Lap	pos	time	Lap	pos			
1	7	Max Blees	40.166	3	6	41.595	3	7	34.501	4	5	1:56.262	1:56.445	4
2	132	Chris Locke	41.118	3	10	43.122	2	12	34.432	1	4	1:58.672	2:00.111	3
3	49	Andrew Beaumont	43.340	4	19	41.535	1	6	34.264	1	3	1:59.139	2:01.631	4

Historic Grand Prix 2023

HGPCA Race for Pre 1966 Grand Prix Cars
Laps and Sector Times - Race 1

16 - 18 June 2023
Zandvoort GP - 4259mtr.

2 Andy Willis									Lotus 24										
lap	Sect-1	Speed	Sect-2	Speed	Sect-3	Speed	TopSpeed	laptime	pit	lap	Sect-1	Speed	Sect-2	Speed	Sect-3	Speed	Topspeed	laptime	pit
1	45.068	170.1	42.205	<u>177.6</u>	35.140	<u>208.5</u>	135.9	2:02.413		5	40.128	178.5	42.542	133.5	45.062	138.1	169.9	2:07.732	
2	42.267	169.3	42.465	172.8	<u>34.868</u>	204.2	167.6	1:59.600		6	1:03.018	53.4	1:27.989	79.5	59.689	104.7	122.6	3:30.696	
3	<u>39.987</u>	175.9	41.811	172.5	35.596	206.5	<u>178.2</u>	1:57.394		7	54.730	133.2	52.540	139.2	41.884	197.4	86.6	2:29.154	
4	40.058	179.7	41.676	175.3	34.925	206.5	171.8	<u>1:56.659</u>		8	40.259	<u>181.2</u>	<u>41.529</u>	166.2	49.559	124.4	171.3	2:11.347	

3 Klara Rettenmaier									Maseratie A6GCM										
lap	Sect-1	Speed	Sect-2	Speed	Sect-3	Speed	TopSpeed	laptime	pit	lap	Sect-1	Speed	Sect-2	Speed	Sect-3	Speed	Topspeed	laptime	pit
1	56.614	115.0	54.742	145.4	45.413	172.8	100.1	2:36.769		5	1:03.055	54.0	1:28.063	70.8	59.182	87.2	121.3	3:30.300	
2	50.792	122.9	52.994	137.8	44.629	175.6	134.7	2:28.415		6	56.597	121.8	51.320	140.1	<u>41.833</u>	<u>184.0</u>	89.1	2:29.750	
3	49.393	121.8	52.555	<u>146.5</u>	44.861	165.6	142.5	2:26.809		7	50.138	<u>137.1</u>	<u>50.424</u>	138.5	44.873	165.9	<u>147.3</u>	<u>2:25.435</u>	
4	<u>49.143</u>	120.3	54.749	145.9	43.764	159.1	143.4	2:27.656		8									

6 Stephan Rettenmaier									Osca F2										
lap	Sect-1	Speed	Sect-2	Speed	Sect-3	Speed	TopSpeed	laptime	pit	lap	Sect-1	Speed	Sect-2	Speed	Sect-3	Speed	Topspeed	laptime	pit
1	55.196	123.1	53.063	122.4	46.821	159.3	102.4	2:35.080		5	1:06.591	47.2	1:28.515	73.9	59.102	86.0	120.3	3:34.208	
2	50.597	130.4	52.049	129.5	43.735	163.4	126.3	2:26.381		6	56.709	124.1	52.547	136.4	<u>42.807</u>	<u>164.1</u>	80.5	2:32.063	
3	<u>49.245</u>	131.2	50.644	133.0	43.442	161.7	<u>136.4</u>	<u>2:23.331</u>		7	50.535	127.5	51.263	<u>139.5</u>	46.549	152.3	129.6	2:28.347	
4	49.263	<u>133.8</u>	<u>50.637</u>	126.0	45.622	137.2	134.7	2:25.522		8									

7 Max Blees									Brabham BT7A										
lap	Sect-1	Speed	Sect-2	Speed	Sect-3	Speed	TopSpeed	laptime	pit	lap	Sect-1	Speed	Sect-2	Speed	Sect-3	Speed	Topspeed	laptime	pit
1	46.194	159.1	42.394	169.3	35.148	<u>216.4</u>	130.9	2:03.736		5	40.230	<u>172.2</u>	42.711	130.9	45.258	144.0	155.0	2:08.199	
2	42.255	159.1	42.352	166.9	35.227	215.6	<u>163.3</u>	1:59.834		6	1:03.191	55.8	1:28.359	65.7	59.416	90.5	115.7	3:30.966	
3	<u>40.166</u>	171.4	<u>41.595</u>	172.8	34.743	216.0	153.7	1:56.504		7	55.171	130.3	51.899	117.6	41.273	199.3	83.1	2:28.343	
4	40.221	168.5	41.723	<u>178.2</u>	<u>34.501</u>	<u>216.4</u>	155.6	<u>1:56.445</u>		8	40.643	166.7	42.164	153.0	48.898	128.0	154.3	2:11.705	

8 Anthony Ditheridge									Cooper T45										
lap	Sect-1	Speed	Sect-2	Speed	Sect-3	Speed	TopSpeed	laptime	pit	lap	Sect-1	Speed	Sect-2	Speed	Sect-3	Speed	Topspeed	laptime	pit
1	49.860	135.8	46.899	164.4	38.123	<u>206.5</u>	125.2	2:14.882		5	45.531	130.9	46.205	163.4	37.957	192.2	157.0	2:09.693	
2	44.977	145.7	47.040	160.5	38.179	203.0	<u>168.4</u>	2:10.196		6	44.873	136.9	1:15.512	59.2	55.356	71.2	150.9	2:55.741	
3	43.662	143.6	<u>45.118</u>	163.4	37.872	189.8	155.4	<u>2:06.652</u>		7	58.711	117.0	49.978	126.3	45.903	183.4	74.4	2:34.592	
4	44.176	142.9	45.599	<u>165.1</u>	<u>37.770</u>	200.4	153.2	2:07.545		8	<u>43.226</u>	<u>148.4</u>	50.558	141.5	39.688	193.2	151.1	2:13.472	

9 Arnold Herreman									LDS F1										
lap	Sect-1	Speed	Sect-2	Speed	Sect-3	Speed	TopSpeed	laptime	pit	lap	Sect-1	Speed	Sect-2	Speed	Sect-3	Speed	Topspeed	laptime	pit
1	53.161	127.5	49.525	144.2	41.728	183.7	108.3	2:24.414		5	48.107	121.6	49.060	138.6	40.680	182.4	122.4	2:17.847	
2	48.011	127.8	49.218	133.2	41.044	180.6	127.5	2:18.273		6	46.657	134.3	48.749	142.9	47.725	69.2	<u>137.4</u>	2:23.131	
3	46.653	138.3	47.299	142.3	39.348	<u>191.8</u>	121.7	2:13.300		7	1:01.465	105.5	51.562	136.7	45.161	176.8	61.5	2:38.188	
4	<u>45.817</u>	<u>139.4</u>	<u>47.243</u>	<u>145.2</u>	<u>39.211</u>	180.0	136.7	<u>2:12.271</u>		8	46.621	121.5	49.532	136.5	44.670	180.0	135.7	2:20.823	

10 Will Nuthall									Cooper T53										
lap	Sect-1	Speed	Sect-2	Speed	Sect-3	Speed	TopSpeed	laptime	pit	lap	Sect-1	Speed	Sect-2	Speed	Sect-3	Speed	Topspeed	laptime	pit
1	43.341	180.6	40.845	<u>189.8</u>	33.543	<u>222.2</u>	140.3	1:57.729		3	38.045	189.5	<u>39.681</u>	189.5	33.316	221.3	<u>183.9</u>	<u>1:51.042</u>	
2	38.210	<u>189.8</u>	39.696	189.1	<u>33.203</u>	220.9	177.7	1:51.109		4	38.207	189.1	39.877	183.7	34.008	221.8	178.5	1:52.092	

15 Thomas Matzelberger									Cooper T45/51										
lap	Sect-1	Speed	Sect-2	Speed	Sect-3	Speed	TopSpeed	laptime	pit	lap	Sect-1	Speed	Sect-2	Speed	Sect-3	Speed	Topspeed	laptime	pit
1	47.082	159.3	44.352	170.1	36.582	213.0	135.9	2:08.016		5	42.236	159.5	46.210	158.4	39.048	171.7	168.4	2:07.494	
2	42.676	158.8	<u>43.243</u>	176.5	36.617	214.3	168.9	2:02.536		6	53.423	44.2	1:29.493	72.8	56.713	75.9	142.5	3:19.629	
3	41.540	<u>165.6</u>	43.385	<u>180.0</u>	36.531	213.4	162.3	2:01.456		7	56.824	138.5	51.294	118.4	39.106	<u>216.9</u>	85.7	2:27.224	
4	41.618	162.9	43.329	173.6	<u>36.424</u>	213.0	<u>176.2</u>	<u>2:01.371</u>		8	<u>41.189</u>	164.9	44.341	158.4	46.508	123.0	170.2	2:12.038	

Historic Grand Prix 2023

HGPCA Race for Pre 1966 Grand Prix Cars
Laps and Sector Times - Race 1

16 - 18 June 2023
Zandvoort GP - 4259mtr.

18 Clinton Mccarthy										Lotus 18									
lap	Sect-1	Speed	Sect-2	Speed	Sect-3	Speed	TopSpeed	laptime	pit	lap	Sect-1	Speed	Sect-2	Speed	Sect-3	Speed	Topspeed	laptime	pit
1	47.947	138.3	43.796	169.3	35.814	222.7	131.8	2:07.557		5	41.093	<u>160.5</u>	43.753	145.6	39.120	153.4	184.9	2:03.966	
2	41.889	151.9	42.589	181.5	35.429	219.5	<u>190.3</u>	1:59.907		6	1:01.841	45.0	1:29.289	74.2	56.529	75.6	133.4	3:27.659	
3	41.596	157.0	42.523	181.2	35.581	221.8	167.3	1:59.700		7	56.728	129.3	51.382	124.0	39.735	187.5	86.4	2:27.845	
4	<u>40.386</u>	158.4	42.708	176.5	<u>35.367</u>	<u>224.1</u>	179.1	<u>1:58.461</u>		8	41.172	152.5	<u>41.949</u>	<u>184.3</u>	47.024	125.4	185.8	2:10.145	

19 Paul Grant										Cooper Bristol MkII									
lap	Sect-1	Speed	Sect-2	Speed	Sect-3	Speed	TopSpeed	laptime	pit	lap	Sect-1	Speed	Sect-2	Speed	Sect-3	Speed	Topspeed	laptime	pit
1	49.567	139.9	46.116	158.4	<u>38.409</u>	<u>185.2</u>	132.8	2:14.092		5	44.598	142.1	47.390	149.0	40.040	165.6	169.9	2:12.028	
2	<u>43.418</u>	<u>157.9</u>	44.521	<u>161.4</u>	38.508	184.6	<u>176.5</u>	<u>2:06.447</u>		6	45.615	137.1	1:17.360	57.5	55.710	69.5	142.6	2:58.685	
3	43.743	155.8	<u>44.454</u>	161.0	38.414	182.4	165.5	2:06.611		7	58.499	120.3	50.150	128.7	47.453	153.0	78.5	2:36.102	
4	43.845	157.0	44.583	157.0	38.416	180.3	162.8	2:06.844		8	48.083	147.1	50.718	137.2	45.289	147.1	150.5	2:24.090	

21 Ian Nuthall										Cooper Bristol Mk2									
lap	Sect-1	Speed	Sect-2	Speed	Sect-3	Speed	TopSpeed	laptime	pit	lap	Sect-1	Speed	Sect-2	Speed	Sect-3	Speed	Topspeed	laptime	pit
1	47.893	147.7	45.650	167.7	37.579	<u>194.9</u>	133.4	2:11.122		5	43.155	150.6	46.425	147.7	39.924	181.8	154.5	2:09.504	
2	<u>42.583</u>	151.0	44.296	170.1	<u>37.203</u>	194.6	<u>170.5</u>	<u>2:04.082</u>		6	48.749	93.8	1:26.167	58.3	55.595	72.2	137.4	3:10.511	
3	42.679	<u>155.8</u>	<u>43.704</u>	170.3	37.804	193.5	164.3	2:04.187		7	57.750	121.3	50.597	111.0	40.252	191.2	84.1	2:28.599	
4	43.145	154.7	43.842	<u>172.2</u>	37.332	192.5	163.6	2:04.319		8	43.691	153.2	48.647	129.0	45.053	159.5	149.9	2:17.391	

24 Ingo Strolz										Cooper T51									
lap	Sect-1	Speed	Sect-2	Speed	Sect-3	Speed	TopSpeed	laptime	pit	lap	Sect-1	Speed	Sect-2	Speed	Sect-3	Speed	Topspeed	laptime	pit
1	49.056	139.7	45.642	157.0	36.845	213.9	124.6	2:11.543		5	41.546	150.8	45.763	143.6	38.829	191.8	<u>172.9</u>	2:06.138	
2	42.012	141.9	43.727	171.7	<u>36.232</u>	<u>216.4</u>	172.3	2:01.971		6	53.221	48.1	1:29.044	63.6	56.482	77.4	138.5	3:18.747	
3	41.558	<u>157.9</u>	44.379	174.2	37.106	213.0	166.0	2:03.043		7	56.721	114.4	50.355	107.5	38.909	211.8	82.1	2:25.985	
4	<u>41.426</u>	151.5	<u>43.502</u>	<u>175.3</u>	36.293	214.7	172.1	<u>2:01.221</u>		8	42.785	143.0	44.801	145.0	45.384	121.2	155.9	2:12.970	

26 Luc Brandts										Talbot Lago T26									
lap	Sect-1	Speed	Sect-2	Speed	Sect-3	Speed	TopSpeed	laptime	pit	lap	Sect-1	Speed	Sect-2	Speed	Sect-3	Speed	Topspeed	laptime	pit
1	52.954	134.7	50.401	137.4	41.845	173.1	102.5	2:25.200		5	49.815	135.3	51.069	133.3	42.853	168.0	128.7	2:23.737	
2	47.810	142.3	49.292	142.1	41.593	<u>184.9</u>	133.9	2:18.695		6	49.589	134.8	49.556	133.0	42.265	175.0	123.6	2:21.410	
3	46.836	146.7	<u>48.538</u>	<u>147.1</u>	<u>40.742</u>	<u>184.9</u>	138.5	2:16.116		7	50.921	109.8	53.476	127.7	44.190	168.0	139.4	2:28.587	
4	<u>46.082</u>	<u>147.9</u>	49.050	146.3	40.895	172.8	<u>152.2</u>	<u>2:16.027</u>		8	51.351	115.5	53.272	111.9	53.611	142.1	135.7	2:38.234	

32 Guy Plante										Cooper T23									
lap	Sect-1	Speed	Sect-2	Speed	Sect-3	Speed	TopSpeed	laptime	pit	lap	Sect-1	Speed	Sect-2	Speed	Sect-3	Speed	Topspeed	laptime	pit
1	51.376	131.7	46.825	146.9	39.213	186.9	110.6	2:17.414		5	44.725	139.5	48.562	139.4	39.901	184.6	<u>159.7</u>	2:13.188	
2	45.231	143.2	45.806	153.4	38.494	189.5	155.6	2:09.531		6	46.050	145.7	1:08.225	60.6	55.610	66.1	140.1	2:49.885	
3	44.918	147.9	45.242	152.5	39.666	<u>189.8</u>	154.1	2:09.826		7	59.117	110.8	50.119	132.5	43.080	184.9	68.8	2:32.316	
4	<u>44.506</u>	<u>149.2</u>	<u>45.081</u>	<u>153.6</u>	<u>38.304</u>	189.1	<u>159.7</u>	<u>2:07.891</u>		8	45.333	139.7	50.414	133.2	44.680	173.6	144.9	2:20.427	

34 John Spiers										Maserati 250F									
lap	Sect-1	Speed	Sect-2	Speed	Sect-3	Speed	TopSpeed	laptime	pit	lap	Sect-1	Speed	Sect-2	Speed	Sect-3	Speed	Topspeed	laptime	pit
1	47.201	161.7	44.551	177.0	35.708	211.8	123.3	2:07.460		5	<u>40.925</u>	<u>170.9</u>	43.250	165.9	39.614	150.4	160.9	2:03.789	
2	42.544	161.0	<u>42.186</u>	172.5	36.264	213.4	159.3	2:00.994		6	1:00.289	54.0	1:30.181	77.3	56.468	81.0	130.4	3:26.938	
3	41.208	169.5	42.255	174.5	<u>35.143</u>	<u>214.7</u>	157.7	<u>1:58.606</u>		7	57.236	133.7	51.213	129.3	40.558	187.5	81.5	2:29.007	
4	41.054	163.9	42.890	178.8	35.467	212.6	<u>161.2</u>	1:59.411		8	41.992	166.2	42.677	<u>186.2</u>	47.403	137.6	<u>161.2</u>	2:12.072	

36 Erik Staes										Cooper Bristol MkII									
lap	Sect-1	Speed	Sect-2	Speed	Sect-3	Speed	TopSpeed	laptime	pit	lap	Sect-1	Speed	Sect-2	Speed	Sect-3	Speed	Topspeed	laptime	pit
1	50.340	132.5	46.955	151.9	39.394	189.5	126.5	2:16.689		5	44.661	137.6	48.438	144.2	39.547	189.8	163.8	2:12.646	

Historic Grand Prix 2023

HGPCA Race for Pre 1966 Grand Prix Cars

16 - 18 June 2023

Laps and Sector Times - Race 1

Zandvoort GP - 4259mtr.

2	44.713	<u>154.9</u>	45.929	152.8	38.811	191.5	160.9	2:09.453	6	45.155	143.0	1:09.907	56.7	55.540	64.1	143.0	2:50.602
3	44.437	150.8	46.288	155.4	39.073	192.5	149.5	2:09.798	7	59.134	111.9	50.119	127.4	43.087	188.2	69.9	2:32.340
4	<u>43.924</u>	152.3	<u>45.588</u>	<u>160.0</u>	<u>38.284</u>	<u>194.2</u>	<u>167.3</u>	<u>2:07.796</u>	8	46.745	141.9	50.567	127.2	44.309	177.0	135.7	2:21.621

44 Klaus Bergs									Lotus 18										
lap	Sect-1	Speed	Sect-2	Speed	Sect-3	Speed	TopSpeed	laptime	pit	lap	Sect-1	Speed	Sect-2	Speed	Sect-3	Speed	Topspeed	laptime	pit
1	50.750	133.0	47.231	161.2	39.520	188.5	118.9	2:17.501		5	45.766	121.8	47.556	154.7	38.643	188.8	152.4	2:11.965	
2	43.694	<u>152.8</u>	46.523	<u>165.1</u>	38.008	<u>196.4</u>	<u>164.1</u>	2:08.225		6	44.970	147.5	1:13.304	62.3	55.501	65.9	143.6	2:53.775	
3	44.467	135.0	<u>45.342</u>	161.9	<u>37.524</u>	190.8	144.9	2:07.333		7	58.546	128.0	49.899	124.7	44.748	184.6	70.9	2:33.193	
4	43.801	147.3	45.535	159.1	37.749	192.9	150.7	<u>2:07.085</u>		8	<u>43.449</u>	152.5	51.313	144.8	41.566	183.1	155.6	2:16.328	

45 Hans Ciers									Cooper T45										
lap	Sect-1	Speed	Sect-2	Speed	Sect-3	Speed	TopSpeed	laptime	pit	lap	Sect-1	Speed	Sect-2	Speed	Sect-3	Speed	Topspeed	laptime	pit
1	55.823	117.5	52.453	131.1	47.362	162.2	104.0	2:35.638		5	1:07.731	51.0	1:28.008	71.1	Pit In		111.9	3:42.069	
2	50.632	119.5	52.006	126.9	43.495	<u>164.9</u>	119.9	2:26.133		6	Pit Out	107.6	52.794	<u>135.7</u>	45.168	161.7		2:57.059	
3	50.011	118.7	<u>50.225</u>	129.5	<u>43.215</u>	159.5	124.2	<u>2:23.451</u>		7	50.863	112.3	52.196	101.4	54.539	151.3	<u>128.4</u>	2:37.598	
4	<u>49.698</u>	<u>121.9</u>	50.515	125.3	45.295	135.0	122.4	2:25.508		8									

49 Andrew Beaumont									Lotus 18										
lap	Sect-1	Speed	Sect-2	Speed	Sect-3	Speed	TopSpeed	laptime	pit	lap	Sect-1	Speed	Sect-2	Speed	Sect-3	Speed	Topspeed	laptime	pit
1	45.079	<u>169.5</u>	<u>41.535</u>	<u>184.0</u>	<u>34.264</u>	<u>231.3</u>	133.9	2:00.878		5	44.288	131.2	46.060	147.1	39.227	168.5	153.9	2:09.575	
2	1:26.514	134.5	43.854	168.0	37.605	212.6	<u>166.0</u>	2:47.973		6	46.123	139.9	1:08.368	62.4	55.117	72.1	140.3	2:49.608	
3	44.458	145.6	43.786	162.2	36.666	212.6	138.1	2:04.910		7	59.348	108.9	49.590	128.1	42.710	192.2	66.3	2:31.648	
4	<u>43.340</u>	156.7	42.537	179.7	35.754	219.5	146.1	<u>2:01.631</u>		8	43.913	145.6	50.514	134.0	44.429	165.9	139.9	2:18.856	

50 Philipp Buhofer									BRM P261-2										
lap	Sect-1	Speed	Sect-2	Speed	Sect-3	Speed	TopSpeed	laptime	pit	lap	Sect-1	Speed	Sect-2	Speed	Sect-3	Speed	Topspeed	laptime	pit
1	46.025	168.2	41.998	168.0	35.311	204.5	131.0	2:03.334		5	40.431	174.2	42.463	130.0	45.197	145.2	163.8	2:08.091	
2	42.852	158.1	42.240	166.2	34.991	203.8	<u>174.0</u>	2:00.083		6	1:03.133	55.7	1:28.639	62.8	59.172	88.5	118.1	3:30.944	
3	<u>40.162</u>	<u>179.7</u>	<u>41.288</u>	<u>175.3</u>	34.966	<u>207.3</u>	160.7	<u>1:56.416</u>		7	54.779	145.9	52.136	121.8	41.900	192.9	78.4	2:28.815	
4	40.401	176.8	41.481	175.0	<u>34.788</u>	206.9	163.1	1:56.670		8	40.319	176.8	41.618	168.8	49.189	129.0	170.5	2:11.126	

63 Michel Kuiper									Brabham Bt-4										
lap	Sect-1	Speed	Sect-2	Speed	Sect-3	Speed	TopSpeed	laptime	pit	lap	Sect-1	Speed	Sect-2	Speed	Sect-3	Speed	Topspeed	laptime	pit
1	43.778	171.7	40.953	183.7	33.762	218.6	150.5	1:58.493		5	40.203	163.9	40.696	182.4	40.227	133.7	165.8	2:01.126	
2	38.659	<u>176.8</u>	40.486	<u>186.9</u>	<u>33.507</u>	<u>220.0</u>	171.8	1:52.652		6	1:24.970	46.3	1:28.736	74.1	59.022	85.3	121.9	3:52.728	
3	38.321	172.5	40.381	180.9	33.550	216.4	175.9	<u>1:52.252</u>		7	56.103	125.9	51.876	156.1	40.173	199.6	85.7	2:28.152	
4	38.742	168.2	<u>39.871</u>	186.5	34.855	180.3	<u>180.6</u>	1:53.468		8	<u>38.212</u>	165.6	41.789	108.1	55.378	107.6	176.8	2:15.379	

71 Nick Topliss									Cooper T53 Low Line										
lap	Sect-1	Speed	Sect-2	Speed	Sect-3	Speed	TopSpeed	laptime	pit	lap	Sect-1	Speed	Sect-2	Speed	Sect-3	Speed	Topspeed	laptime	pit
1	47.526	145.6	44.132	158.1	37.473	213.0	130.9	2:09.131		5	42.122	152.1	47.233	147.7	38.977	184.6	169.4	2:08.332	
2	42.801	147.5	43.271	173.9	36.408	210.9	168.4	2:02.480		6	53.571	44.2	1:29.665	68.8	56.228	75.3	135.4	3:19.464	
3	42.124	147.5	43.201	<u>176.5</u>	<u>35.794</u>	<u>213.4</u>	163.1	2:01.119		7	56.832	128.6	50.650	114.3	39.344	210.9	83.0	2:26.826	
4	<u>41.549</u>	<u>152.5</u>	<u>43.002</u>	171.7	36.248	211.4	<u>174.5</u>	<u>2:00.799</u>		8	42.528	149.0	43.711	160.7	46.023	130.8	168.6	2:12.262	

72 Tom De Gres									Brabham BT14										
lap	Sect-1	Speed	Sect-2	Speed	Sect-3	Speed	TopSpeed	laptime	pit	lap	Sect-1	Speed	Sect-2	Speed	Sect-3	Speed	Topspeed	laptime	pit
1	49.197	145.9	45.518	167.7	35.783	210.1	122.9	2:10.498		5	42.165	<u>158.4</u>	47.496	132.4	38.817	192.9	165.0	2:08.478	
2	42.403	149.2	43.980	168.2	35.802	<u>211.4</u>	<u>176.8</u>	2:02.185		6	54.061	47.0	1:29.375	67.8	56.285	78.1	127.6	3:19.721	
3	41.950	155.8	43.686	174.2	35.652	210.1	163.6	2:01.288		7	56.646	129.3	50.758	109.3	39.243	208.1	83.3	2:26.647	
4	<u>41.398</u>	153.4	<u>43.672</u>	<u>174.8</u>	<u>35.440</u>	<u>211.4</u>	170.5	<u>2:00.510</u>		8	42.280	142.5	44.207	153.4	45.966	131.5	162.3	2:12.453	

Historic Grand Prix 2023

HGPCA Race for Pre 1966 Grand Prix Cars
Laps and Sector Times - Race 1

16 - 18 June 2023
Zandvoort GP - 4259mtr.

80 Philippe Bonny									Brabham BT2										
lap	Sect-1	Speed	Sect-2	Speed	Sect-3	Speed	TopSpeed	laptime	pit	lap	Sect-1	Speed	Sect-2	Speed	Sect-3	Speed	Topspeed	laptime	pit
1	49.771	142.7	45.372	168.5	37.377	190.8	118.5	2:12.520		5	<u>41.859</u>	163.4	46.782	144.4	39.811	189.1	164.8	2:08.452	
2	42.920	<u>164.4</u>	<u>43.401</u>	168.8	37.236	191.8	150.3	2:03.557		6	49.167	48.9	1:28.353	61.1	55.746	74.5	136.7	3:13.266	
3	42.695	160.7	43.484	<u>171.7</u>	37.041	198.9	152.0	2:03.220		7	57.032	130.1	50.447	102.9	38.871	<u>204.9</u>	81.8	2:26.350	
4	42.172	161.9	43.887	<u>171.7</u>	<u>36.474</u>	200.7	173.2	<u>2:02.533</u>		8	42.099	148.6	44.848	146.1	45.545	114.3	<u>180.9</u>	2:12.492	

87 Tony Lees									Cooper T53										
lap	Sect-1	Speed	Sect-2	Speed	Sect-3	Speed	TopSpeed	laptime	pit	lap	Sect-1	Speed	Sect-2	Speed	Sect-3	Speed	Topspeed	laptime	pit
1	46.563	155.2	44.439	172.5	<u>34.957</u>	221.8	129.3	2:05.959		5	41.071	161.4	43.822	159.1	39.041	162.4	175.9	2:03.934	
2	41.128	164.9	42.988	178.2	35.499	224.1	<u>195.1</u>	1:59.615		6	1:01.409	55.0	1:28.981	70.5	57.888	84.0	131.5	3:28.278	
3	40.909	159.5	44.103	180.0	35.251	<u>225.0</u>	169.7	2:00.263		7	56.705	118.9	51.247	132.5	41.509	189.8	84.7	2:29.461	
4	<u>40.643</u>	158.8	42.352	<u>192.2</u>	35.169	222.2	189.4	<u>1:58.164</u>		8	41.359	<u>166.9</u>	<u>41.776</u>	182.1	47.038	131.4	169.4	2:10.173	

92 Stephen Banham									Cooper T45										
lap	Sect-1	Speed	Sect-2	Speed	Sect-3	Speed	TopSpeed	laptime	pit	lap	Sect-1	Speed	Sect-2	Speed	Sect-3	Speed	Topspeed	laptime	pit
1	52.104	128.9	48.172	<u>151.3</u>	40.636	174.5	111.1	2:20.912		5	46.207	127.7	49.096	136.4	40.444	174.5	142.3	2:15.747	
2	46.706	134.2	<u>47.829</u>	150.4	41.045	173.6	<u>152.8</u>	2:15.580		6	<u>45.588</u>	134.7	49.517	116.5	50.817	74.0	147.8	2:25.922	
3	46.336	127.4	48.784	133.7	40.723	<u>180.9</u>	129.8	2:15.843		7	1:00.109	110.2	51.339	134.2	42.080	179.7	65.0	2:33.528	
4	46.118	135.2	48.478	141.0	<u>40.313</u>	177.9	143.4	<u>2:14.909</u>		8	47.095	<u>136.0</u>	50.109	123.7	44.053	148.1	134.2	2:21.257	

99 Mark Shaw									Lotus 21										
lap	Sect-1	Speed	Sect-2	Speed	Sect-3	Speed	TopSpeed	laptime	pit	lap	Sect-1	Speed	Sect-2	Speed	Sect-3	Speed	Topspeed	laptime	pit
1	44.096	174.5	41.710	180.9	35.175	211.4	146.7	2:00.981		5	39.604	<u>184.0</u>	42.733	137.8	45.821	138.8	178.5	2:08.158	
2	45.174	172.8	42.052	163.4	35.177	<u>212.2</u>	168.4	2:02.403		6	1:02.833	49.8	1:28.145	71.9	59.061	103.9	127.8	3:30.039	
3	39.572	178.8	41.476	183.1	35.079	209.7	175.4	1:56.127		7	55.358	120.5	52.452	143.2	42.230	175.6	84.1	2:30.040	
4	<u>39.489</u>	183.1	41.752	<u>184.0</u>	<u>34.740</u>	210.9	<u>188.4</u>	<u>1:55.981</u>		8	39.614	180.6	<u>41.404</u>	159.5	50.060	111.0	174.0	2:11.078	

132 Chris Locke									Lotus 32B										
lap	Sect-1	Speed	Sect-2	Speed	Sect-3	Speed	TopSpeed	laptime	pit	lap	Sect-1	Speed	Sect-2	Speed	Sect-3	Speed	Topspeed	laptime	pit
1	46.747	153.8	43.392	177.9	<u>34.432</u>	220.4	132.0	2:04.571		5	41.438	<u>161.4</u>	44.331	160.0	38.887	134.2	170.2	2:04.656	
2	42.030	153.8	<u>43.122</u>	178.2	35.538	<u>222.7</u>	169.9	2:00.690		6	1:01.747	43.5	1:29.792	72.2	56.371	80.4	130.7	3:27.910	
3	<u>41.118</u>	151.0	44.110	<u>182.4</u>	34.883	221.8	160.9	<u>2:00.111</u>		7	56.743	133.2	51.308	109.4	39.443	211.4	84.0	2:27.494	
4	42.451	153.2	44.174	166.2	35.987	221.8	<u>172.3</u>	2:02.612		8	41.335	159.5	44.044	166.4	46.453	120.4	168.1	2:11.832	

181 Brad Hoyt									Lotus 18										
lap	Sect-1	Speed	Sect-2	Speed	Sect-3	Speed	TopSpeed	laptime	pit	lap	Sect-1	Speed	Sect-2	Speed	Sect-3	Speed	Topspeed	laptime	pit
1	49.831	135.2	45.557	<u>171.4</u>	37.505	<u>196.0</u>	118.1	2:12.893		4	<u>42.872</u>	<u>146.1</u>	44.694	168.2	37.538	187.8	167.8	2:05.104	
2	43.482	144.8	<u>44.378</u>	<u>171.4</u>	37.136	193.5	<u>170.2</u>	2:04.996		5	43.504	124.6	45.579	162.4	38.603	177.3	157.9	2:07.686	
3	43.285	143.0	44.487	170.6	<u>37.130</u>	191.5	164.8	<u>2:04.902</u>		6	48.100	96.9	1:24.761	61.7	56.319	69.8	154.5	3:09.180	

248 Klaus Lehr									Maserati 250F										
lap	Sect-1	Speed	Sect-2	Speed	Sect-3	Speed	TopSpeed	laptime	pit	lap	Sect-1	Speed	Sect-2	Speed	Sect-3	Speed	Topspeed	laptime	pit
1	50.213	130.6	46.495	164.1	38.550	200.7	123.9	2:15.258		5	44.728	129.3	47.960	147.9	39.582	197.1	163.3	2:12.270	
2	44.805	146.5	45.876	177.0	38.738	197.8	<u>170.7</u>	2:09.419		6	45.202	128.0	1:10.244	56.6	55.368	65.1	147.6	2:50.814	
3	45.747	135.5	46.869	162.2	39.286	197.4	151.1	2:11.902		7	59.365	112.6	49.559	136.4	43.870	191.5	68.8	2:32.794	
4	<u>43.776</u>	145.7	<u>45.799</u>	<u>178.5</u>	<u>38.420</u>	<u>201.1</u>	164.5	<u>2:07.995</u>		8	44.362	<u>147.9</u>	50.703	135.2	42.245	192.2	143.4	2:17.310	

Historic Grand Prix 2023

HGPCA Race for Pre 1966 Grand Prix Cars

16 - 18 June 2023
Zandvoort GP - 4259mtr.

Positions for each lap

Pos	Nr.	Name	1	2	3	4	5	6	7	8
1	63	Michel Kuiper	10	10	10	10	63	63	63	63
2	99	Mark Shaw	63	63	63	63	99	99	99	99
3	2	Andy Willis	99	2	99	99	2	2	2	2
4	50	Philipp Buhofer	49	99	2	2	50	50	50	50
5	7	Max Blees	2	50	50	50	7	7	7	7
6	87	Tony Lees	50	7	7	7	87	87	87	87
7	18	Clinton Mccarthy	7	132	132	87	34	34	34	18
8	34	John Spiers	132	87	87	34	18	18	18	34
9	132	Chris Locke	87	34	34	18	132	132	132	132
10	15	Thomas Matzelberger	34	18	18	132	15	15	15	15
11	71	Nick Topliss	15	15	15	15	71	71	71	71
12	72	Tom De Gres	18	71	71	71	72	72	72	72
13	24	Ingo Strolz	71	72	72	72	24	24	24	24
14	80	Phillipe Bonny	72	24	24	24	80	80	80	80
15	21	Ian Nuthall	24	21	80	80	21	21	21	21
16	8	Anthony Ditheridge	21	80	21	21	181	181	44	8
17	44	Klaus Bergs	80	181	181	181	19	19	8	44
18	248	Klaus Lehr	181	19	19	19	8	8	248	248
19	49	Andrew Beaumont	19	248	8	8	44	44	36	49
20	32	Guy Plante	248	8	44	44	248	248	19	32
21	36	Erik Staes	8	44	248	248	36	36	32	36
22	19	Paul Grant	44	36	36	36	32	32	49	19
23	92	Stephen Banham	36	32	32	32	49	49	92	92
24	9	Arnold Herreman	32	92	49	49	92	92	9	9
25	26	Luc Brandts	92	49	92	92	9	9	26	26
26	6	Stephan Rettenmaier	9	9	9	9	26	26	6	
27	3	Klara Rettenmaier	26	26	26	26	6	6	3	
28	45	Hans Ciers	6	6	6	6	3	3	45	
29	181	Brad Hoyt	45	45	45	45	45	45		
30	10	Will Nuthall	3	3	3	3				

Historic Grand Prix 2023

Heat name : HGPCA Race for Pre 1966 Grand Prix Cars - Race 1
 Heat Date : 17 June 2023
 Track name : Zandvoort GP - 4259 mtr.

Participants Started	: 30	Participants Classified	: 30
Participants Finished	: 0	Participants Not Classified	: 0
Participants Not Finished	: 30		
Green flag at	: 09:14:55	Heat recording start time	: 09:07:50
Finish flag waved at	:	Heat recording end time	: 09:39:05
Total time under Green	: 19:30	Total of All Laps in Heat	: 231
Number of cautions	: 2	Total time under Yellow	: 00:09:01
Number of code-60's	: 0	Total time under Code-60	: 00:00:00

Cautions/Code-60 history during the heat

#	Start time	End time	Duration	Comment
1	9:14:55			
2	9:24:12	9:30:55	6:42	
3	9:32:06	9:34:25	2:18	
4	9:34:25			

Summary of winners per class

Nbr	Name / Team name	Car	Cls	Fastest Laptime	In	Avg. Speed	Laps	Race Time
63	Michel Kuiper	Brabham Bt-4	1	1:52.252	3	111.67	8	18:18.384
99	Mark Shaw	Lotus 21	10a	1:55.981	4	111.59	8	18:19.195
2	Andy Willis	Lotus 24	11	1:56.659	4	111.50	8	18:20.046
7	Max Blee	Brabham BT7A	12	1:56.445	4	111.38	8	18:21.266
87	Tony Lees	Cooper T53	7b	1:58.164	4	111.29	8	18:22.120
34	John Spiers	Maserati 250F	6	1:58.606	3	111.05	8	18:24.506
72	Tom De Gres	Brabham BT14	10b	2:00.510	4	110.62	8	18:28.749
21	Ian Nuthall	Cooper Bristol Mk2	5	2:04.082	2	109.68	8	18:38.280
8	Anthony Ditheridge	Cooper T45	9	2:06.652	3	109.28	8	18:42.429
92	Stephen Banham	Cooper T45	7c	2:14.909	4	108.12	8	18:54.375
26	Luc Brandts	Talbot Lago T26	2	2:16.027	4	105.73	8	19:20.073

Leader history during the Heat

#	Nbr	Lap	to Lap	Name	Car
1	10	1	4	Will Nuthall	Cooper T53
2	63	5	8	Michel Kuiper	Brabham Bt-4

Best Lap time history during the Heat

#	Nbr	lap time	in lap	Name	Car	time of day
1	10	1:51.109	2	Will Nuthall	Cooper T53	09:18:48
2	10	1:51.042	3	Will Nuthall	Cooper T53	09:20:39

Summary of best laptimes per class

Nbr	Name / Team name	Car	Cls	Fastest Laptime	In	Speed
63	Michel Kuiper	Brabham Bt-4	1	1:52.252	3	136.59
26	Luc Brandts	Talbot Lago T26	2	2:16.027	4	112.72
21	Ian Nuthall	Cooper Bristol Mk2	5	2:04.082	2	123.57
34	John Spiers	Maserati 250F	6	1:58.606	3	129.27
10	Will Nuthall	Cooper T53	7b	1:51.042	3	138.08
92	Stephen Banham	Cooper T45	7c	2:14.909	4	113.65

Historic Grand Prix 2023

Summary of best laptimes per class

Nbr	Name / Team name	Car	Cls	Fastest Laptime	In	Speed
8	Anthony Ditheridge	Cooper T45	9	2:06.652	3	121.06
99	Mark Shaw	Lotus 21	10a	1:55.981	4	132.20
72	Tom De Gres	Brabham BT14	10b	2:00.510	4	127.23
50	Philipp Buhofer	BRMP261-2	11	1:56.416	3	131.70
7	Max Blee	Brabham BT7A	12	1:56.445	4	131.67

Summary of number of laps in the lead

#	Nbr	Name	Car	# Laps in the lead
1	10	Will Nuthall	Cooper	4
2	63	Michel Kuiper	Brabham	4

Historic Grand Prix 2023

16 - 18 June 2023

HGPCA Race for Pre 1966 Grand Prix Cars

Zandvoort GP - 4259mtr.

Final starting grid Race 2


Start Time : 14:10 - Heat Duration : 25 Minutes

Pos	Nbr	Name	time	Pos	Nbr	Name	time
29	26	Luc Brandts					
27	45	Hans Ciers		28	10	Will Nuthall	
25	6	Stephan Ret tenmaier		26	3	Klara Ret tenmaier	
23	9	Arnold Herreman		24	49	Andrew Beaumont	
21	19	Paul Grant		22	92	Stephen Banham	
19	32	Guy Plante		20	36	Erik St aes	
17	44	Klaus Bergs		18	248	Klaus Lehr	
15	21	I an Nuthall		16	8	Anthony Dit heridge	
13	24	Ingo Strolz		14	80	Philippe Bonny	
11	71	Nick Topliss		12	72	Tom De Gres	
9	132	Chris Locke		10	15	Thomas Mat zelberger	
7	18	Clinton Mccart hy		8	34	John Spiers	
5	7	Max Brees		6	87	Tony Lees	
3	2	Andy Willis		4	50	Philipp Buhof er	
1	63	Michel Kuiper		2	99	Mark Shaw	

Pole Right

----- STARTLINE -----

CAR #49 - 5 PLACES DOCKED ON THE STARTGRID - CAUSING AN AVOIDABLE COLLISION

Results: www.getraceresults.com			Publication-time
Timekeeping by : Time Service BV - The Netherlands			
Steward Chairman	Steward 1	Steward 2	
Leo van Haastreht (KNAF 4654)	Mike Berger (KNAF 1958)	Willem Keijzer (KNAF 11488)	
Page 1 of 1			

Historic Grand Prix 2023

HGPCA Race for Pre 1966 Grand Prix Cars
Final result Race 2

16 - 18 June 2023
Zandvoort GP - 4259mtr.

Pos	Nbr	Name	Car	Cls	PIC	Gap	Total time	Fastest	In	Avg. Speed
1	10	Will Nuthall	Cooper T53	7b	1	-- 13 laps --	26:42.295	1:51.102	11	124.39
2	63	Michel Kuiper	Brabham Bt-4	1	1	2.226	26:44.521	1:52.284	10	124.22
3	99	Mark Shaw	Lotus 21	10a	1	14.041	26:56.336	1:54.789	10	123.31
4	18	Clinton Mccarthy	Lotus 18	7b	2	23.302	27:05.597	1:55.898	13	122.61
5	7	Max Blees	Brabham BT7A	12	1	23.982	27:06.277	1:55.985	5	122.56
6	49	Andrew Beaumont	Lotus 18	12	2	24.473	27:06.768	1:56.030	13	122.52
7	50	Philipp Buhofer	BRM P261-2	11	1	26.729	27:09.024	1:55.731	4	122.35
8	87	Tony Lees	Cooper T53	7b	3	27.190	27:09.485	1:57.845	4	122.32
9	15	Thomas Matzelberger	Cooper T45/51	7b	4	37.175	27:19.470	1:58.366	5	121.57
10	34	John Spiers	Maserati 250F	6	1	39.459	27:21.754	1:59.505	5	121.40
11	71	Nick Topliss	Cooper T53 Low Line	1	2	1:07.827	27:50.122	2:00.598	12	119.34
12	72	Tom De Gres	Brabham BT14	10b	1	1:10.841	27:53.136	2:00.074	11	119.13
13	80	Philippe Bonny	Brabham BT2	10a	2	1:15.432	27:57.727	2:01.379	10	118.80
14	44	Klaus Bergs	Lotus 18	10a	3	1:16.293	27:58.588	2:03.466	11	118.74
15	21	Ian Nuthall	Cooper Bristol Mk2	5	1	1:18.296	28:00.591	2:04.449	10	118.60
16	19	Paul Grant	Cooper Bristol MkII	1	3	1:19.250	28:01.545	2:04.968	12	118.53
17	36	Erik Staes	Cooper Bristol MkII	5	2	1:23.726	28:06.021	2:05.232	11	118.21
18	9	Arnold Herreman	LDS F1	10a	4	1:28.976	28:11.271	2:05.964	12	117.85
19	32	Guy Plante	Cooper T23	5	3	1:33.482	28:15.777	2:07.802	10	117.53
20	248	Klaus Lehr	Maserati 250F	6	2	1:35.789	28:18.084	2:03.307	10	117.38
21	8	Anthony Ditheridge	Cooper T45	9	1	-- 12 laps --	27:43.034	2:04.720	12	110.63
22	6	Stephan Rettenmaier	Osca F2	5	4	-- 11 laps --	26:55.616	2:23.940	2	104.39
23	3	Klara Rettenmaier	Maserati A6GCM	6	3	17.244	27:12.860	2:20.796	9	103.28
24	2	Andy Willis	Lotus 24	11	2	-- 6 laps --	11:50.458	1:56.538	2	129.48
25	24	Ingo Strolz	Cooper T51	7b	5	-- 5 laps --	10:25.822	1:58.575	5	122.49
26	45	Hans Ciers	Cooper T45	7c	1	1:06.253	11:32.075	2:14.675	3	110.77
27	92	Stephen Banham	Cooper T45	7c	2	1:06.487	11:32.309	2:15.043	4	110.73
28	132	Chris Locke	Lotus 32B	12	3					
DNS	26	Luc Brandts	Talbot Lago T26	2	1					


CARS #71, #72, #80 - 10 SECONDS TIME PENALTY - OVERTAKING BEFORE THE LINE AFTER SAFETY CAR
CARS #248 - 20 SECONDS TIME PENALTY - OVERTAKING BEFORE THE LINE AFTER SAFETY CAR

Fastest time : 1:51.102 in lap 11 by nbr. 10 : Will Nuthall (Cooper)

Publication-time

Results: www.getraceresults.com

Timekeeping by : Time Service BV - The Netherlands

Steward Chairman	Steward 1	Steward 2	
Leo van Haastrecht (KNAF 4654)	Mike Berger (KNAF 1958)	Willem Keijzer (KNAF 11488)	
Page 1 of 1			

Historic Grand Prix 2023

HGPCA Race for Pre 1966 Grand Prix Cars

16 - 18 June 2023

Result per Class Race 2

Zandvoort GP - 4259mtr.

Class 1 - 925 - 1934 Grand Prix cars running on 18" or 19" wheels

Pos	Nbr	Name	Car	Gap	Diff	Total time	Fastest	In
1	63	Michel Kuiper	Brabham Bt-4	-- 13 laps --		26:44.521	1:52.284	10
2	71	Nick Topliss	Cooper T53 Low Line	1:05.601	1:05.601	27:50.122	2:00.598	12
3	19	Paul Grant	Cooper Bristol MkII	1:17.024	11.422	28:01.545	2:04.968	12

Class 2 - 1935 - 1951 Grand Prix cars running on 18" or 19" wheels

Pos	Nbr	Name	Car	Gap	Diff	Total time	Fastest	In
DNS	26	Luc Brandts	Talbot Lago T26					

Class 5 - 1952/53 2 litre Grand Prix cars

Pos	Nbr	Name	Car	Gap	Diff	Total time	Fastest	In
1	21	Ian Nuthall	Cooper Bristol Mk2	-- 13 laps --		28:00.591	2:04.449	10
2	36	Erik Staes	Cooper Bristol MkII	5.430	5.430	28:06.021	2:05.232	11
3	32	Guy Plante	Cooper T23	15.186	9.756	28:15.777	2:07.802	10
4	6	Stephan Rettenmaier	Oscas F2	-- 11 laps --		26:55.616	2:23.940	2

Class 6 - 1954 -1958 Grand Prix cars on 16" wheels

Pos	Nbr	Name	Car	Gap	Diff	Total time	Fastest	In
1	34	John Spiers	Maserati 250F	-- 13 laps --		27:21.754	1:59.505	5
2	248	Klaus Lehr	Maserati 250F	56.330	56.330	28:18.084	2:03.307	10
3	3	Klara Rettenmaier	Maserati A6GCM	-- 11 laps --		27:12.860	2:20.796	9

Class 7b - Pre 1961 Grand Prix cars on 15" wheels

Pos	Nbr	Name	Car	Gap	Diff	Total time	Fastest	In
1	10	Will Nuthall	Cooper T53	-- 13 laps --		26:42.295	1:51.102	11
2	18	Clinton Mccarthy	Lotus 18	23.302	23.302	27:05.597	1:55.898	13
3	87	Tony Lees	Cooper T53	27.190	3.888	27:09.485	1:57.845	4
4	15	Thomas Matzelberger	Cooper T45/51	37.175	9.985	27:19.470	1:58.366	5
5	24	Ingo Strolz	Cooper T51	-- 5 laps --		10:25.822	1:58.575	5

Class 7c - Pre 1961 Formula 2 cars of not more than 1.5 litres

Pos	Nbr	Name	Car	Gap	Diff	Total time	Fastest	In
1	45	Hans Ciers	Cooper T45	-- 5 laps --		11:32.075	2:14.675	3
2	92	Stephen Banham	Cooper T45	0.234	0.234	11:32.309	2:15.043	4

Class 9 - Pre 1961 Grand Prix/Formula 2 cars of not more than 2 litres

Pos	Nbr	Name	Car	Gap	Diff	Total time	Fastest	In
1	8	Anthony Ditheridge	Cooper T45	-- 12 laps --		27:43.034	2:04.720	12

Fastest time : 1:51.102 in lap 11 by nbr. 10 : Will Nuthall (Cooper)

Publication-time

Results: www.getraceresults.com

Timekeeping by : Time Service BV - The Netherlands

Race Director

Chief Time Keeping

Roland Bruynseraede (RACB 46)

Rob Oude Luttikhuis (KNAF 38761)



Historic Grand Prix 2023

HGPCA Race for Pre 1966 Grand Prix Cars

16 - 18 June 2023

Result per Class Race 2

Zandvoort GP - 4259mtr.

Class 10a - Pre 1 Jan 1964 1.5-litre 4-cylinder Formula 1 cars

Pos	Nbr	Name	Car	Gap	Diff	Total time	Fastest	In
1	99	Mark Shaw	Lotus 21	-- 13 laps --		26:56.336	1:54.789	10
2	80	Philippe Bonny	Brabham BT2	1:01.391	1:01.391	27:57.727	2:01.379	10
3	44	Klaus Bergs	Lotus 18	1:02.252	0.860	27:58.588	2:03.466	11
4	9	Arnold Herreman	LDS F1	1:14.935	12.683	28:11.271	2:05.964	12

Class 10b - Pre 1966 Formula 1 cars and 1964/66 Formula 2 cars of not more than 1000cc

Pos	Nbr	Name	Car	Gap	Diff	Total time	Fastest	In
1	72	Tom De Gres	Brabham BT14	-- 13 laps --		27:53.136	2:00.074	11

Class11 - Pre 1966 1.5 litre multi-cylinder Formula 1 cars

Pos	Nbr	Name	Car	Gap	Diff	Total time	Fastest	In
1	50	Philipp Buhofer	BRM P261-2	-- 13 laps --		27:09.024	1:55.731	4
2	2	Andy Willis	Lotus 24	-- 6 laps --		11:50.458	1:56.538	2

Class 12 - Pre 1966 Tasman and Intercontinental 4 cylinder cars of not more than 2.7 litres

Pos	Nbr	Name	Car	Gap	Diff	Total time	Fastest	In
1	7	Max Blees	Brabham BT7A	-- 13 laps --		27:06.277	1:55.985	5
2	49	Andrew Beaumont	Lotus 18	0.491	0.491	27:06.768	1:56.030	13
3	132	Chris Locke	Lotus 32B					

CARS #71, #72, #80 - 10 SECONDS TIME PENALTY - OVERTAKING BEFORE THE LINE AFTER SAFETY CAR
 CARS #248 - 20 SECONDS TIME PENALTY - OVERTAKING BEFORE THE LINE AFTER SAFETY CAR

Fastest time : 1:51.102 in lap 11 by nbr. 10 : Will Nuthall (Cooper)

Publication-time

Results: www.getraceresults.com

Timekeeping by : Time Service BV - The Netherlands

Race Director

Chief Time Keeping

Roland Bruynseraede (RACB 46)

Rob Oude Luttikhuis (KNAF 38761)



Historic Grand Prix 2023

HGPCA Race for Pre 1966 Grand Prix Cars

16 - 18 June 2023

Laptimes - Race 2

Zandvoort GP - 4259mtr.

Nbr	Name	Laps	lap	Lap ..1	Lap ..2	Lap ..3	Lap ..4	Lap ..5	Lap ..6	Lap ..7	Lap ..8	Lap ..9	Lap ..0
10	Will Nuthall	13	1 - 10	2:01.968	1:53.101	1:52.075	1:52.192	1:51.718	1:51.460	1:52.244	3:32.697	2:17.842	1:51.795
			11 - 20	1:51.102	1:52.014	1:53.812							
63	Michel Kuiper	13	1 - 10	1:57.769	1:53.536	1:53.105	1:53.243	1:52.788	1:54.773	1:55.002	3:33.102	2:18.152	1:52.284
			11 - 20	1:52.759	1:52.547	1:53.659							
99	Mark Shaw	13	1 - 10	1:58.389	1:56.036	1:56.130	1:55.675	1:56.131	1:55.469	2:02.897	3:15.003	2:17.739	1:54.789
			11 - 20	1:55.254	1:55.017	1:55.841							
18	Clinton Mccarthy	13	1 - 10	2:02.439	1:59.774	1:58.195	1:58.669	2:00.426	1:58.660	2:01.015	2:58.894	2:16.023	1:58.408
			11 - 20	1:56.263	1:57.504	1:55.898							
7	Max Blees	13	1 - 10	2:02.277	1:58.168	1:56.181	1:57.612	1:55.985	1:56.363	2:06.418	3:03.861	2:16.490	1:58.218
			11 - 20	1:55.998	1:57.519	1:58.396							
49	Andrew Beaumont	13	1 - 10	2:08.795	2:01.821	1:58.488	1:58.302	1:57.362	1:59.037	2:03.107	2:48.153	2:15.798	1:58.180
			11 - 20	1:57.635	1:56.898	1:56.030							
50	Philipp Buhofer	13	1 - 10	2:00.546	1:57.117	1:57.090	1:55.731	1:56.161	1:56.062	1:59.902	3:14.311	2:16.768	1:59.173
			11 - 20	1:56.611	1:58.153	1:59.132							
87	Tony Lees	13	1 - 10	2:02.376	1:58.684	1:57.861	1:57.845	1:58.699	1:59.091	2:03.306	2:59.667	2:16.493	1:58.962
			11 - 20	1:57.977	1:57.853	1:57.875							
15	Thomas Matzelberger	13	1 - 10	2:06.698	2:00.718	2:00.236	2:00.122	1:58.366	2:03.044	2:08.892	2:41.156	2:16.319	1:59.502
			11 - 20	1:58.660	2:00.071	2:01.916							
34	John Spiers	13	1 - 10	2:06.083	2:00.809	2:00.314	2:02.001	1:59.505	2:08.595	2:07.288	2:36.092	2:16.476	2:00.356
			11 - 20	1:59.560	2:00.722	2:00.696							
71	Nick Topliss	13	1 - 10	2:09.907	2:03.690	2:02.182	2:02.682	2:01.742	2:01.588	2:19.437	2:28.350	2:20.951	2:01.674
			11 - 20	2:01.571	2:00.598	2:01.594							
72	Tom De Gres	13	1 - 10	2:09.292	2:05.448	2:03.592	2:02.716	2:02.429	2:03.634	2:17.385	2:27.221	2:22.278	2:02.431
			11 - 20	2:00.074	2:00.939	2:01.308							
80	Philippe Bonny	13	1 - 10	2:08.527	2:04.532	2:04.985	2:04.542	2:01.650	2:02.539	2:16.991	2:27.268	2:22.309	2:01.379
			11 - 20	2:01.695	2:02.950	2:03.721							
44	Klaus Bergs	13	1 - 10	2:13.182	2:05.666	2:07.366	2:07.154	2:06.063	2:04.324	2:16.979	2:18.955	2:14.865	2:05.752
			11 - 20	2:03.466	2:05.603	2:03.708							
21	Ian Nuthall	13	1 - 10	2:12.115	2:06.208	2:06.754	2:05.483	2:06.645	2:05.611	2:17.293	2:18.815	2:15.784	2:04.449
			11 - 20	2:04.829	2:05.987	2:05.514							
19	Paul Grant	13	1 - 10	2:11.671	2:05.909	2:09.268	2:07.093	2:06.433	2:05.080	2:14.850	2:18.955	2:14.446	2:05.638
			11 - 20	2:05.270	2:04.968	2:05.596							
36	Erik Staes	13	1 - 10	2:16.359	2:09.311	2:08.293	2:08.316	2:07.751	2:07.809	2:08.721	2:15.580	2:12.520	2:06.060
			11 - 20	2:05.232	2:06.533	2:07.212							
9	Arnold Herreman	13	1 - 10	2:16.691	2:10.244	2:07.622	2:10.031	2:08.153	2:07.715	2:11.767	2:15.808	2:08.938	2:07.591
			11 - 20	2:06.093	2:05.964	2:07.373							
32	Guy Plante	13	1 - 10	2:15.014	2:08.756	2:08.090	2:08.569	2:09.198	2:08.284	2:14.157	2:12.822	2:11.322	2:07.802
			11 - 20	2:08.832	2:08.216	2:08.579							
248	Klaus Lehr	13	1 - 10	2:16.333	2:09.402	2:07.165	2:08.274	2:06.170	2:06.541	2:12.886	2:14.854	2:12.772	2:03.307
			11 - 20	2:03.653	2:05.962	2:05.301							
8	Anthony Ditheridge	12	1 - 10	2:11.001	2:06.812	2:07.878	2:39.158	2:08.657	2:11.613	3:26.053	2:18.935	2:08.771	2:06.785
			11 - 20	2:07.563	2:04.720								
6	Stephan Rettenmaier	11	1 - 10	2:26.557	2:23.940	2:24.710	2:26.716	2:27.575	2:27.268	2:28.771	2:25.393	2:25.283	2:25.185
			11 - 20	2:26.460									
3	Klara Rettenmaier	11	1 - 10	2:29.628	2:27.058	2:26.736	2:28.624	2:24.603	2:22.424	2:27.678	2:24.723	2:20.796	2:47.414
			11 - 20	2:25.184									

Historic Grand Prix 2023

HGPCA Race for Pre 1966 Grand Prix Cars

Laptimes - Race 2

16 - 18 June 2023

Zandvoort GP - 4259mtr.

Nbr	Name	Laps	lap	Lap ..1	Lap ..2	Lap ..3	Lap ..4	Lap ..5	Lap ..6	Lap ..7	Lap ..8	Lap ..9	Lap ..0
2	Andy Willis	6	1 - 10	2:01.661	1:56.538	1:58.164	1:57.279	1:56.984	1:57.656				
24	Ingo Strolz	5	1 - 10	2:10.007	2:05.110	2:03.562	2:03.954	1:58.575					
45	Hans Ciers	5	1 - 10	2:21.723	2:16.134	2:14.675	2:15.092	2:16.270					
92	Stephen Banham	5	1 - 10	2:21.752	2:16.197	2:15.084	2:15.043	2:17.461					
132	Chris Locke		1 - 10										

Historic Grand Prix 2023

HGPCA Race for Pre 1966 Grand Prix Cars
Sector analyse - Race 2

16 - 18 June 2023
Zandvoort GP - 4259mtr.

Cls = Class 1 - 925 - 1934 Grand Prix

Pos	Nbr	Name / Team name	Sector 1			Sector 2			Sector 3			Theoret. Fastest	Actual best	In
			time	Lap	pos	time	Lap	pos	time	Lap	pos			
1	63	Michel Kuiper	38.315	10	2	40.150	10	2	33.519	12	2	1:51.984	1:52.284	10
2	71	Nick Topliss	41.467	12	15	43.302	5	15	35.706	12	13	2:00.475	2:00.598	12
3	19	Paul Grant	42.753	12	19	44.057	10	20	37.590	10	21	2:04.400	2:04.968	12

Cls = Class 5 - 1952/53 2 litre Grand

Pos	Nbr	Name / Team name	Sector 1			Sector 2			Sector 3			Theoret. Fastest	Actual best	In
			time	Lap	pos	time	Lap	pos	time	Lap	pos			
1	21	Ian Nuthall	42.809	11	20	43.741	10	17	37.271	6	18	2:03.821	2:04.449	10
2	36	Erik Staes	42.885	11	21	43.949	10	19	37.640	11	22	2:04.474	2:05.232	11
3	32	Guy Plante	43.747	6	23	45.080	12	23	37.976	10	23	2:06.803	2:07.802	10
4	6	Stephan Rettenmaier	49.001	2	27	50.451	2	27	43.539	1	27	2:22.991	2:23.940	2

Cls = Class 6 - 1954 -1958 Grand Prix

Pos	Nbr	Name / Team name	Sector 1			Sector 2			Sector 3			Theoret. Fastest	Actual best	In
			time	Lap	pos	time	Lap	pos	time	Lap	pos			
1	34	John Spiers	40.843	11	12	42.542	3	11	35.747	5	14	1:59.132	1:59.505	5
2	248	Klaus Lehr	42.268	11	16	43.921	10	18	36.960	10	16	2:03.149	2:03.307	10
3	3	Klara Rettenmaier	46.865	10	26	49.420	9	26	40.678	9	26	2:16.963	2:20.796	9

Cls = Class 7b - Pre 1961 Grand Prix

Pos	Nbr	Name / Team name	Sector 1			Sector 2			Sector 3			Theoret. Fastest	Actual best	In
			time	Lap	pos	time	Lap	pos	time	Lap	pos			
1	10	Will Nuthall	37.720	6	1	39.892	4	1	33.075	11	1	1:50.687	1:51.102	11
2	18	Clinton Mccarthy	39.411	13	4	41.274	13	6	33.963	11	3	1:54.648	1:55.898	13
3	87	Tony Lees	40.122	13	8	41.515	13	8	35.083	10	9	1:56.720	1:57.845	4
4	15	Thomas Matzelberger	40.501	11	10	41.949	5	10	35.591	10	11	1:58.041	1:58.366	5
5	24	Ingo Strolz	40.774	5	11	42.629	5	12	35.172	5	10	1:58.575	1:58.575	5

Cls = Class 7c - Pre 1961 Formula 2

Pos	Nbr	Name / Team name	Sector 1			Sector 2			Sector 3			Theoret. Fastest	Actual best	In
			time	Lap	pos	time	Lap	pos	time	Lap	pos			
1	45	Hans Ciers	45.867	6	25	47.477	4	24	40.278	1	24	2:13.622	2:14.675	3
2	92	Stephen Banham	45.864	3	24	48.350	4	25	40.279	2	25	2:14.493	2:15.043	4

Cls = Class 9 - Pre 1961 Grand

Pos	Nbr	Name / Team name	Sector 1			Sector 2			Sector 3			Theoret. Fastest	Actual best	In
			time	Lap	pos	time	Lap	pos	time	Lap	pos			
1	8	Anthony Ditheridge	42.681	12	18	44.765	12	21	37.274	12	19	2:04.720	2:04.720	12

Cls = Class 10a - Pre 1 Jan 1964

Pos	Nbr	Name / Team name	Sector 1			Sector 2			Sector 3			Theoret. Fastest	Actual best	In
			time	Lap	pos	time	Lap	pos	time	Lap	pos			
1	99	Mark Shaw	39.069	4	3	40.925	12	3	34.441	10	6	1:54.435	1:54.789	10
2	80	Philippe Bonny	41.344	11	14	42.840	5	13	36.261	10	15	2:00.445	2:01.379	10
3	44	Klaus Bergs	42.453	11	17	43.532	11	16	37.029	13	17	2:03.014	2:03.466	11
4	9	Arnold Herreman	42.886	12	22	44.855	11	22	37.342	10	20	2:05.083	2:05.964	12

Cls = Class 10b - Pre 1966 Formula 1

Pos	Nbr	Name / Team name	Sector 1			Sector 2			Sector 3			Theoret. Fastest	Actual best	In
			time	Lap	pos	time	Lap	pos	time	Lap	pos			
1	72	Tom De Gres	41.081	13	13	43.148	11	14	35.698	11	12	1:59.927	2:00.074	11

Cls = Class 11 - Pre 1966 1.5 litre

Pos	Nbr	Name / Team name	Sector 1			Sector 2			Sector 3			Theoret. Fastest	Actual best	In
			time	Lap	pos	time	Lap	pos	time	Lap	pos			
1	50	Philipp Buhofer	39.930	5	7	41.203	6	5	34.309	4	5	1:55.442	1:55.731	4
2	2	Andy Willis	39.827	2	6	41.525	2	9	34.790	4	8	1:56.142	1:56.538	2

Historic Grand Prix 2023

HGPCA Race for Pre 1966 Grand Prix Cars
Sector analyse - Race 2

16 - 18 June 2023
Zandvoort GP - 4259mtr.

Cls = Class 12 - Pre 1966 Tasman and

Pos	Nbr	Name / Team name	Sector 1			Sector 2			Sector 3			Theoret. Fastest	Actual best	In
			time	Lap	pos	time	Lap	pos	time	Lap	pos			
1	7	Max Blees	39.572	5	5	41.435	6	7	34.641	10	7	1:55.648	1:55.985	5
2	49	Andrew Beaumont	40.406	13	9	41.184	13	4	34.156	10	4	1:55.746	1:56.030	13
3	132	Chris Locke												

Historic Grand Prix 2023

HGPCA Race for Pre 1966 Grand Prix Cars
Laps and Sector Times - Race 2

16 - 18 June 2023
Zandvoort GP - 4259mtr.

2 Andy Willis									Lotus 24										
lap	Sect-1	Speed	Sect-2	Speed	Sect-3	Speed	TopSpeed	laptime	pit	lap	Sect-1	Speed	Sect-2	Speed	Sect-3	Speed	Topspeed	laptime	pit
1	44.289	172.5	42.079	173.4	35.293	206.1	146.5	2:01.661		4	40.261	176.5	42.228	172.8	<u>34.790</u>	<u>207.7</u>	178.8	1:57.279	
2	<u>39.827</u>	174.2	<u>41.525</u>	175.0	35.186	207.3	181.2	<u>1:56.538</u>		5	39.926	<u>177.6</u>	41.850	<u>175.9</u>	35.208	205.3	176.8	1:56.984	
3	40.423	167.7	42.541	174.2	35.200	207.3	170.7	1:58.164		6	40.010	177.3	42.079	168.2	35.567	206.1	<u>182.4</u>	1:57.656	

3 Klara Rettenmaier									Maseratie A6GCM										
lap	Sect-1	Speed	Sect-2	Speed	Sect-3	Speed	TopSpeed	laptime	pit	lap	Sect-1	Speed	Sect-2	Speed	Sect-3	Speed	Topspeed	laptime	pit
1	52.676	122.3	52.831	145.6	44.121	168.5	125.3	2:29.628		7	50.320	107.9	53.159	127.2	44.199	176.2	136.6	2:27.678	
2	49.595	125.1	52.558	137.2	44.905	160.5	133.1	2:27.058		8	50.444	118.2	51.303	143.6	42.976	172.5	123.3	2:24.723	
3	49.837	119.7	52.795	136.5	44.104	166.4	134.7	2:26.736		9	50.698	126.2	<u>49.420</u>	146.1	<u>40.678</u>	<u>178.5</u>	127.0	<u>2:20.796</u>	
4	50.280	124.0	52.807	135.0	45.537	166.4	128.1	2:28.624		10	<u>46.865</u>	132.2	1:17.520	114.9	43.029	167.4	<u>148.5</u>	2:47.414	
5	48.371	131.5	53.339	144.8	42.893	173.1	140.4	2:24.603		11	48.918	<u>133.0</u>	52.135	<u>147.1</u>	44.131	168.0	138.5	2:25.184	
6	48.427	122.9	51.413	139.4	42.584	173.1	143.4	2:22.424		12									

6 Stephan Rettenmaier									Osca F2										
lap	Sect-1	Speed	Sect-2	Speed	Sect-3	Speed	TopSpeed	laptime	pit	lap	Sect-1	Speed	Sect-2	Speed	Sect-3	Speed	Topspeed	laptime	pit
1	51.651	132.8	51.367	131.9	<u>43.539</u>	<u>164.6</u>	116.7	2:26.557		7	50.626	112.5	53.707	125.7	44.438	159.1	128.1	2:28.771	
2	<u>49.001</u>	133.5	<u>50.451</u>	<u>134.0</u>	44.488	161.9	<u>138.0</u>	<u>2:23.940</u>		8	50.218	127.7	51.576	130.9	43.599	160.2	127.6	2:25.393	
3	49.787	134.8	50.617	132.5	44.306	164.1	128.1	2:24.710		9	50.815	125.9	50.630	131.2	43.838	160.5	131.0	2:25.283	
4	49.430	136.5	51.520	128.7	45.766	157.9	131.6	2:26.716		10	49.171	135.2	51.810	128.9	44.204	154.9	133.7	2:25.185	
5	51.354	<u>136.9</u>	51.647	128.7	44.574	161.7	124.6	2:27.575		11	50.111	124.9	52.231	124.3	44.118	153.4	126.6	2:26.460	
6	50.662	126.2	51.995	125.9	44.611	161.4	130.7	2:27.268		12									

7 Max Blees									Brabham BT7A										
lap	Sect-1	Speed	Sect-2	Speed	Sect-3	Speed	TopSpeed	laptime	pit	lap	Sect-1	Speed	Sect-2	Speed	Sect-3	Speed	Topspeed	laptime	pit
1	44.330	166.7	42.240	174.5	35.707	208.5	133.7	2:02.277		8	43.705	125.0	1:19.073	78.8	1:01.083	95.7	143.4	3:03.861	
2	40.808	167.2	41.991	<u>181.5</u>	35.369	213.0	163.1	1:58.168		9	51.368	133.8	48.216	143.6	36.906	203.8	94.4	2:16.490	
3	39.755	176.2	41.545	173.1	34.881	<u>215.6</u>	<u>179.4</u>	1:56.181		10	41.439	168.0	42.138	179.7	<u>34.641</u>	<u>215.6</u>	159.5	1:58.218	
4	40.758	172.8	41.796	176.5	35.058	215.1	164.3	1:57.612		11	39.676	176.2	41.510	178.2	34.812	213.9	175.7	1:55.998	
5	<u>39.572</u>	172.5	41.580	173.4	34.833	211.4	168.6	<u>1:55.985</u>		12	39.725	<u>177.0</u>	42.342	175.0	35.452	206.9	175.4	1:57.519	
6	40.209	171.4	<u>41.435</u>	173.9	34.719	215.1	166.8	1:56.363		13	40.245	170.9	42.246	173.1	35.905	192.9	174.3	1:58.396	
7	39.955	176.5	41.690	162.7	44.773	164.9	168.4	2:06.418		14									

8 Anthony Ditheridge									Cooper T45										
lap	Sect-1	Speed	Sect-2	Speed	Sect-3	Speed	TopSpeed	laptime	pit	lap	Sect-1	Speed	Sect-2	Speed	Sect-3	Speed	Topspeed	laptime	pit
1	46.972	136.9	45.458	169.5	38.571	203.4	127.8	2:11.001		7	1:02.468	48.8	1:23.333	73.0	1:00.252	114.8	147.1	3:26.053	
2	42.988	146.3	45.462	166.4	38.362	198.9	150.7	2:06.812		8	51.423	125.3	48.597	155.2	38.915	198.9	103.5	2:18.935	
3	44.949	142.1	44.844	169.0	38.085	202.2	149.3	2:07.878		9	43.935	144.8	46.964	168.8	37.872	198.5	162.1	2:08.771	
4	43.426	151.5	1:16.394	145.2	39.338	189.5	158.8	2:39.158		10	42.713	148.1	45.599	165.9	38.473	194.2	<u>165.0</u>	2:06.785	
5	44.246	139.4	46.493	163.6	37.918	197.4	159.7	2:08.657		11	44.161	143.2	45.444	165.1	37.958	197.1	163.8	2:07.563	
6	44.377	140.6	48.544	159.8	38.692	186.5	159.5	2:11.613		12	<u>42.681</u>	<u>154.5</u>	<u>44.765</u>	<u>172.8</u>	<u>37.274</u>	<u>204.2</u>	163.3	<u>2:04.720</u>	

9 Arnold Herreman									LDS F1										
lap	Sect-1	Speed	Sect-2	Speed	Sect-3	Speed	TopSpeed	laptime	pit	lap	Sect-1	Speed	Sect-2	Speed	Sect-3	Speed	Topspeed	laptime	pit
1	49.369	133.5	47.585	151.3	39.737	191.5	119.9	2:16.691		8	46.304	134.5	49.050	137.4	40.454	185.9	143.6	2:15.808	
2	44.922	144.2	46.074	158.8	39.248	192.2	148.2	2:10.244		9	44.977	147.3	45.804	158.1	38.157	197.4	144.1	2:08.938	
3	44.049	149.4	45.217	157.7	38.356	192.9	163.8	2:07.622		10	44.677	145.9	45.572	<u>169.0</u>	<u>37.342</u>	<u>201.1</u>	<u>166.8</u>	2:07.591	
4	44.314	148.4	47.050	159.3	38.667	195.7	154.1	2:10.031		11	43.184	145.0	<u>44.855</u>	166.2	38.054	198.9	165.8	2:06.093	
5	44.335	145.7	46.010	164.4	37.808	191.8	161.9	2:08.153		12	<u>42.886</u>	152.3	45.013	168.0	38.065	195.7	157.9	<u>2:05.964</u>	
6	44.400	150.4	45.334	162.9	37.981	193.2	162.3	2:07.715		13	43.092	<u>156.5</u>	45.302	163.4	38.979	192.9	164.5	2:07.373	
7	45.137	125.9	46.518	155.6	40.112	184.9	154.8	2:11.767		14									

Historic Grand Prix 2023

HGPCA Race for Pre 1966 Grand Prix Cars
Laps and Sector Times - Race 2

16 - 18 June 2023
Zandvoort GP - 4259mtr.

10		Will Nuthall							Cooper T53										
lap	Sect-1	Speed	Sect-2	Speed	Sect-3	Speed	TopSpeed	laptime	pit	lap	Sect-1	Speed	Sect-2	Speed	Sect-3	Speed	Topspeed	laptime	pit
1	44.992	139.5	42.381	172.8	34.595	224.5	147.3	2:01.968		8	1:08.786	50.0	1:23.557	72.0	1:00.354	114.3	135.7	3:32.697	
2	38.751	178.2	40.684	<u>192.5</u>	33.666	<u>228.3</u>	172.3	1:53.101		9	50.784	125.4	48.658	158.4	38.400	210.5	107.3	2:17.842	
3	37.883	177.3	40.613	188.2	33.579	225.9	183.0	1:52.075		10	38.207	175.9	40.110	187.2	33.478	224.5	178.8	1:51.795	
4	37.995	185.2	<u>39.892</u>	186.9	34.305	224.1	179.7	1:52.192		11	37.939	<u>187.2</u>	40.088	189.8	<u>33.075</u>	225.5	183.0	<u>1:51.102</u>	
5	38.157	184.0	40.077	186.9	33.484	226.4	180.3	1:51.718		12	38.048	181.5	40.472	185.9	33.494	225.0	182.4	1:52.014	
6	<u>37.720</u>	185.9	40.017	<u>192.5</u>	33.723	221.3	183.3	1:51.460		13	38.554	182.7	41.158	187.2	34.100	180.3	173.2	1:53.812	
7	37.946	182.7	40.087	188.8	34.211	173.6	<u>183.9</u>	1:52.244		14									

15		Thomas Matzelberger							Cooper T45/51										
lap	Sect-1	Speed	Sect-2	Speed	Sect-3	Speed	TopSpeed	laptime	pit	lap	Sect-1	Speed	Sect-2	Speed	Sect-3	Speed	Topspeed	laptime	pit
1	45.959	157.9	43.322	181.2	37.417	210.9	138.1	2:06.698		8	45.848	133.2	55.697	88.2	59.611	87.2	137.3	2:41.156	
2	41.594	165.9	42.212	177.6	36.912	218.6	164.8	2:00.718		9	52.904	132.8	46.115	146.9	37.300	<u>223.1</u>	97.6	2:16.319	
3	41.269	<u>170.1</u>	42.267	182.4	36.700	216.9	168.6	2:00.236		10	40.662	143.2	43.249	180.3	<u>35.591</u>	220.4	181.2	1:59.502	
4	41.175	167.2	42.799	<u>183.7</u>	36.148	216.0	160.0	2:00.122		11	<u>40.501</u>	168.5	41.980	183.4	36.179	213.4	<u>190.0</u>	1:58.660	
5	40.768	169.0	<u>41.949</u>	<u>183.7</u>	35.649	216.9	184.6	<u>1:58.366</u>		12	41.124	167.4	42.706	173.4	36.241	212.2	172.3	2:00.071	
6	41.395	161.4	44.984	170.1	36.665	214.7	181.8	2:03.044		13	41.145	163.6	43.556	172.5	37.215	187.2	177.1	2:01.916	
7	41.871	140.4	46.761	146.9	40.260	166.4	173.7	2:08.892		14									

18		Clinton Mccarthy							Lotus 18										
lap	Sect-1	Speed	Sect-2	Speed	Sect-3	Speed	TopSpeed	laptime	pit	lap	Sect-1	Speed	Sect-2	Speed	Sect-3	Speed	Topspeed	laptime	pit
1	44.973	144.8	42.238	179.4	35.228	223.1	133.1	2:02.439		8	43.823	129.8	1:15.102	83.4	59.969	88.0	165.5	2:58.894	
2	40.863	152.3	43.584	176.8	35.327	218.2	179.1	1:59.774		9	53.146	139.0	46.092	130.1	36.785	222.7	92.0	2:16.023	
3	40.800	148.1	42.210	<u>188.8</u>	35.185	217.3	195.5	1:58.195		10	41.800	149.2	41.943	182.7	34.665	218.6	191.0	1:58.408	
4	40.670	159.1	42.654	180.9	35.345	220.4	194.4	1:58.669		11	40.892	154.5	41.408	185.2	<u>33.963</u>	<u>224.5</u>	177.4	1:56.263	
5	41.458	146.7	43.076	182.7	35.892	219.5	177.1	2:00.426		12	40.168	156.5	42.548	175.3	34.788	<u>224.5</u>	180.0	1:57.504	
6	40.682	148.1	43.210	173.9	34.768	223.6	177.7	1:58.660		13	<u>39.411</u>	<u>160.5</u>	<u>41.274</u>	186.5	35.213	212.2	191.0	<u>1:55.898</u>	
7	40.226	151.0	43.988	169.8	36.801	202.6	<u>208.5</u>	2:01.015		14									

19		Paul Grant							Cooper Bristol MkII										
lap	Sect-1	Speed	Sect-2	Speed	Sect-3	Speed	TopSpeed	laptime	pit	lap	Sect-1	Speed	Sect-2	Speed	Sect-3	Speed	Topspeed	laptime	pit
1	48.251	140.3	45.240	162.9	38.180	193.2	138.7	2:11.671		8	49.376	108.3	50.155	156.1	39.424	169.8	124.7	2:18.955	
2	43.178	157.0	44.668	161.0	38.063	<u>194.6</u>	162.8	2:05.909		9	45.913	137.8	48.919	130.6	39.614	189.1	135.7	2:14.446	
3	45.459	151.3	45.313	159.8	38.496	187.8	170.5	2:09.268		10	43.991	<u>165.1</u>	<u>44.057</u>	165.6	<u>37.590</u>	189.1	154.3	2:05.638	
4	43.642	153.6	45.052	159.8	38.399	186.2	156.1	2:07.093		11	43.202	157.2	44.251	162.9	37.817	185.6	<u>175.4</u>	2:05.270	
5	43.329	157.4	44.674	162.4	38.430	184.9	162.8	2:06.433		12	<u>42.753</u>	155.4	44.312	<u>166.9</u>	37.903	190.1	167.3	<u>2:04.968</u>	
6	43.145	153.4	44.140	166.2	37.795	186.5	156.8	2:05.080		13	43.416	154.1	44.413	164.9	37.767	186.5	160.0	2:05.596	
7	44.212	147.1	47.406	137.9	43.232	156.3	159.3	2:14.850		14									

21		Ian Nuthall							Cooper Bristol Mk2										
lap	Sect-1	Speed	Sect-2	Speed	Sect-3	Speed	TopSpeed	laptime	pit	lap	Sect-1	Speed	Sect-2	Speed	Sect-3	Speed	Topspeed	laptime	pit
1	48.580	134.2	44.855	166.4	38.680	194.9	122.4	2:12.115		8	49.283	110.7	50.074	162.2	39.458	186.2	128.7	2:18.815	
2	43.065	145.2	44.991	164.6	38.152	194.9	167.6	2:06.208		9	45.812	140.8	49.293	127.4	40.679	185.2	139.0	2:15.784	
3	43.989	140.4	44.760	169.3	38.005	190.8	<u>169.7</u>	2:06.754		10	43.404	<u>161.4</u>	<u>43.741</u>	<u>173.4</u>	37.304	<u>198.5</u>	152.0	<u>2:04.449</u>	
4	43.378	156.5	44.119	169.3	37.986	188.8	160.9	2:05.483		11	<u>42.809</u>	156.3	44.175	170.6	37.845	192.5	168.4	2:04.829	
5	43.593	154.1	44.868	168.2	38.184	187.8	162.8	2:06.645		12	43.050	152.5	44.994	172.2	37.943	191.2	165.8	2:05.987	
6	44.060	150.4	44.280	170.3	<u>37.271</u>	191.2	161.2	2:05.611		13	43.225	156.5	44.154	170.3	38.135	184.9	161.2	2:05.514	
7	45.127	127.5	49.080	139.5	43.086	162.9	168.9	2:17.293		14									

Historic Grand Prix 2023

HGPCA Race for Pre 1966 Grand Prix Cars
Laps and Sector Times - Race 2

16 - 18 June 2023
Zandvoort GP - 4259mtr.

24 Ingo Strolz									Cooper T51										
lap	Sect-1	Speed	Sect-2	Speed	Sect-3	Speed	TopSpeed	laptime	pit	lap	Sect-1	Speed	Sect-2	Speed	Sect-3	Speed	Topspeed	laptime	pit
1	46.686	147.5	45.700	171.2	37.621	210.9	123.0	2:10.007		4	43.369	137.4	43.512	153.2	37.073	216.9	159.7	2:03.954	
2	43.144	142.1	44.832	159.5	37.134	215.1	152.6	2:05.110		5	<u>40.774</u>	<u>158.1</u>	<u>42.629</u>	<u>175.9</u>	<u>35.172</u>	<u>219.1</u>	<u>177.7</u>	<u>1:58.575</u>	
3	42.699	140.6	43.980	168.8	36.883	217.3	175.7	2:03.562		6									

32 Guy Plante									Cooper T23										
lap	Sect-1	Speed	Sect-2	Speed	Sect-3	Speed	TopSpeed	laptime	pit	lap	Sect-1	Speed	Sect-2	Speed	Sect-3	Speed	Topspeed	laptime	pit
1	49.118	140.6	46.805	155.8	39.091	192.2	123.7	2:15.014		8	45.566	138.5	47.772	147.7	39.484	188.5	151.3	2:12.822	
2	44.724	148.1	45.654	159.5	38.378	190.8	161.6	2:08.756		9	44.879	141.5	46.839	115.1	39.604	<u>193.2</u>	152.2	2:11.322	
3	43.956	153.4	45.633	159.5	38.501	187.5	164.5	2:08.090		10	44.542	155.8	45.284	158.8	<u>37.976</u>	190.1	155.0	<u>2:07.802</u>	
4	44.962	151.5	45.227	161.0	38.380	188.5	156.5	2:08.569		11	44.000	<u>160.5</u>	45.959	156.1	38.873	189.8	165.5	2:08.832	
5	44.876	151.5	46.064	158.4	38.258	190.1	153.9	2:09.198		12	43.964	159.3	<u>45.080</u>	158.8	39.172	186.9	161.4	2:08.216	
6	<u>43.747</u>	150.0	45.958	<u>163.9</u>	38.579	188.8	<u>168.1</u>	2:08.284		13	44.329	157.2	45.755	157.9	38.495	187.8	158.8	2:08.579	
7	46.854	137.2	47.365	156.5	39.938	186.2	167.1	2:14.157		14									

34 John Spiers									Maserati 250F										
lap	Sect-1	Speed	Sect-2	Speed	Sect-3	Speed	TopSpeed	laptime	pit	lap	Sect-1	Speed	Sect-2	Speed	Sect-3	Speed	Topspeed	laptime	pit
1	45.778	159.3	43.457	179.4	36.848	208.9	129.3	2:06.083		8	43.905	127.7	53.213	83.5	58.974	90.5	157.0	2:36.092	
2	41.949	160.7	42.594	181.8	36.266	210.1	161.2	2:00.809		9	52.889	133.3	45.910	144.6	37.677	<u>213.9</u>	85.0	2:16.476	
3	41.426	167.2	<u>42.542</u>	176.2	36.346	209.3	165.0	2:00.314		10	41.073	161.2	43.481	177.6	35.802	213.4	163.1	2:00.356	
4	41.139	161.7	44.451	170.3	36.411	213.0	161.2	2:02.001		11	<u>40.843</u>	168.0	42.745	174.2	35.972	212.6	170.2	1:59.560	
5	41.107	162.2	42.651	<u>184.9</u>	<u>35.747</u>	211.8	163.8	<u>1:59.505</u>		12	41.384	170.3	42.861	166.4	36.477	208.5	163.6	2:00.722	
6	47.825	163.9	43.214	157.4	37.556	210.1	<u>172.1</u>	2:08.595		13	41.491	<u>170.6</u>	43.213	170.9	35.992	210.5	162.1	2:00.696	
7	42.860	151.5	45.248	155.8	39.180	198.5	153.5	2:07.288		14									

36 Erik Staes									Cooper Bristol MkII										
lap	Sect-1	Speed	Sect-2	Speed	Sect-3	Speed	TopSpeed	laptime	pit	lap	Sect-1	Speed	Sect-2	Speed	Sect-3	Speed	Topspeed	laptime	pit
1	49.361	141.0	46.966	155.2	40.032	193.2	130.2	2:16.359		8	46.101	120.3	50.888	155.2	38.591	194.2	140.6	2:15.580	
2	44.661	148.4	46.158	152.1	38.492	194.6	153.0	2:09.311		9	44.920	140.3	48.359	118.7	39.241	<u>197.8</u>	148.5	2:12.520	
3	44.249	153.2	45.512	158.4	38.532	192.5	162.1	2:08.293		10	44.348	155.2	<u>43.949</u>	<u>165.1</u>	37.763	194.6	149.5	2:06.060	
4	44.313	151.0	45.887	158.8	38.116	192.9	156.1	2:08.316		11	<u>42.885</u>	<u>158.1</u>	44.707	162.4	<u>37.640</u>	195.7	175.7	<u>2:05.232</u>	
5	44.079	151.5	45.115	146.1	38.557	193.9	160.9	2:07.751		12	43.764	151.7	44.709	162.7	38.060	191.8	177.9	2:06.533	
6	44.124	154.7	45.221	156.3	38.464	192.9	160.4	2:07.809		13	43.848	151.7	45.012	159.3	38.352	191.8	160.0	2:07.212	
7	45.478	149.2	44.944	153.6	38.299	193.2	<u>178.8</u>	2:08.721		14									

44 Klaus Bergs									Lotus 18										
lap	Sect-1	Speed	Sect-2	Speed	Sect-3	Speed	TopSpeed	laptime	pit	lap	Sect-1	Speed	Sect-2	Speed	Sect-3	Speed	Topspeed	laptime	pit
1	48.505	134.3	46.916	160.2	37.761	196.0	118.0	2:13.182		8	49.212	108.3	49.839	154.1	39.904	176.8	127.0	2:18.955	
2	43.590	149.0	44.625	158.4	37.451	<u>198.2</u>	149.7	2:05.666		9	45.824	135.2	48.774	122.4	40.267	174.5	137.1	2:14.865	
3	44.518	147.9	44.966	155.8	37.882	191.8	153.2	2:07.366		10	44.705	150.8	43.934	163.4	37.113	196.0	138.8	2:05.752	
4	44.019	152.8	45.753	161.9	37.382	190.8	148.7	2:07.154		11	<u>42.453</u>	<u>161.7</u>	<u>43.532</u>	165.6	37.481	194.9	<u>167.1</u>	<u>2:03.466</u>	
5	43.675	149.2	44.907	166.7	37.481	192.5	165.0	2:06.063		12	43.200	153.8	44.978	<u>169.0</u>	37.425	190.8	165.0	2:05.603	
6	43.284	154.9	43.901	166.9	37.139	194.6	157.7	2:04.324		13	42.585	160.0	44.094	166.4	<u>37.029</u>	<u>198.2</u>	163.1	2:03.708	
7	45.054	119.1	48.576	140.6	43.349	163.6	160.9	2:16.979		14									

45 Hans Ciers									Cooper T45										
lap	Sect-1	Speed	Sect-2	Speed	Sect-3	Speed	TopSpeed	laptime	pit	lap	Sect-1	Speed	Sect-2	Speed	Sect-3	Speed	Topspeed	laptime	pit
1	51.618	129.0	49.827	150.4	<u>40.278</u>	180.3	118.0	2:21.723		4	47.201	135.7	<u>47.477</u>	147.5	40.414	181.5	135.1	2:15.092	
2	46.570	130.4	49.231	147.7	40.333	<u>182.1</u>	143.4	2:16.134		5	47.335	134.7	47.536	150.4	41.399	177.9	140.8	2:16.270	
3	46.185	134.8	47.561	135.2	40.929	181.5	146.3	<u>2:14.675</u>		6									

Historic Grand Prix 2023

HGPCA Race for Pre 1966 Grand Prix Cars
Laps and Sector Times - Race 2

16 - 18 June 2023
Zandvoort GP - 4259mtr.

49 Andrew Beaumont										Lotus 18									
lap	Sect-1	Speed	Sect-2	Speed	Sect-3	Speed	TopSpeed	laptime	pit	lap	Sect-1	Speed	Sect-2	Speed	Sect-3	Speed	Topspeed	laptime	pit
1	47.202	138.6	44.622	163.4	36.971	220.0	128.5	2:08.795		8	43.286	127.8	1:04.823	80.8	1:00.044	89.3	151.8	2:48.153	
2	42.136	141.7	43.847	161.7	35.838	223.6	155.6	2:01.821		9	53.011	132.4	45.970	134.7	36.817	231.3	100.7	2:15.798	
3	41.316	161.9	42.301	174.8	34.871	230.3	168.9	1:58.488		10	41.633	141.2	42.391	175.3	<u>34.156</u>	<u>235.3</u>	175.1	1:58.180	
4	41.305	172.5	42.111	154.7	34.886	230.8	155.2	1:58.302		11	40.942	155.6	41.502	175.0	35.191	231.3	<u>175.7</u>	1:57.635	
5	40.552	165.4	41.584	176.8	35.226	229.3	157.2	1:57.362		12	40.755	161.2	41.613	<u>181.8</u>	34.530	230.8	174.0	1:56.898	
6	41.152	167.2	42.499	166.9	35.386	225.9	160.2	1:59.037		13	<u>40.406</u>	<u>173.6</u>	<u>41.184</u>	172.0	34.440	233.3	153.7	<u>1:56.030</u>	
7	42.289	132.8	43.754	154.9	37.064	216.9	165.3	2:03.107		14									

50 Philipp Buhof										BRM P261-2									
lap	Sect-1	Speed	Sect-2	Speed	Sect-3	Speed	TopSpeed	laptime	pit	lap	Sect-1	Speed	Sect-2	Speed	Sect-3	Speed	Topspeed	laptime	pit
1	43.200	177.6	42.472	174.2	34.874	201.9	141.5	2:00.546		8	49.061	53.3	1:23.617	73.8	1:01.633	99.7	135.6	3:14.311	
2	40.149	173.6	41.656	<u>174.5</u>	35.312	197.8	<u>183.6</u>	1:57.117		9	51.002	135.7	47.906	161.9	37.860	193.5	102.2	2:16.768	
3	40.566	166.7	41.328	171.7	35.196	<u>202.6</u>	173.2	1:57.090		10	41.983	156.1	42.221	166.4	34.969	200.7	170.7	1:59.173	
4	40.143	174.5	41.279	173.9	<u>34.309</u>	200.0	167.1	<u>1:55.731</u>		11	40.115	177.9	41.589	168.8	34.907	197.8	175.9	1:56.611	
5	<u>39.930</u>	166.9	41.616	170.9	34.615	198.9	170.7	1:56.161		12	41.054	169.3	42.199	168.8	34.900	197.1	170.2	1:58.153	
6	40.064	173.9	<u>41.203</u>	172.0	34.795	200.4	183.0	1:56.062		13	40.393	172.2	42.082	168.5	36.657	198.9	170.5	1:59.132	
7	40.151	<u>179.1</u>	42.538	169.3	37.213	151.5	180.0	1:59.902		14									

63 Michel Kuiper										Brabham Bt-4									
lap	Sect-1	Speed	Sect-2	Speed	Sect-3	Speed	TopSpeed	laptime	pit	lap	Sect-1	Speed	Sect-2	Speed	Sect-3	Speed	Topspeed	laptime	pit
1	42.060	172.2	41.476	185.9	34.233	216.0	144.5	1:57.769		8	1:08.917	54.4	1:23.486	72.6	1:00.699	116.8	132.3	3:33.102	
2	39.034	172.8	40.599	185.2	33.903	215.6	173.2	1:53.536		9	50.853	126.8	48.339	162.4	38.960	211.4	116.7	2:18.152	
3	38.900	171.7	40.422	<u>188.5</u>	33.783	215.1	178.2	1:53.105		10	<u>38.315</u>	173.4	<u>40.150</u>	187.5	33.819	<u>218.6</u>	182.7	<u>1:52.284</u>	
4	38.752	170.1	40.540	186.2	33.951	214.7	179.7	1:53.243		11	38.590	172.5	40.367	184.6	33.802	216.9	180.0	1:52.759	
5	38.704	169.3	40.528	186.9	33.556	215.1	176.2	1:52.788		12	38.704	<u>174.8</u>	40.324	187.8	<u>33.519</u>	215.6	182.4	1:52.547	
6	38.818	172.8	40.524	176.8	35.431	215.1	<u>186.1</u>	1:54.773		13	38.689	173.6	40.898	<u>188.5</u>	34.072	214.7	183.6	1:53.659	
7	38.955	170.1	41.663	185.2	34.384	186.9	180.6	1:55.002		14									

71 Nick Topliss										Cooper T53 Low Line									
lap	Sect-1	Speed	Sect-2	Speed	Sect-3	Speed	TopSpeed	laptime	pit	lap	Sect-1	Speed	Sect-2	Speed	Sect-3	Speed	Topspeed	laptime	pit
1	47.536	143.4	44.557	170.9	37.814	209.3	120.2	2:09.907		8	50.817	110.5	53.252	120.8	44.281	156.5	123.5	2:28.350	
2	42.978	144.6	44.346	169.8	36.366	211.8	161.4	2:03.690		9	50.333	126.5	51.248	130.6	39.370	208.9	120.3	2:20.951	
3	42.281	149.6	43.501	<u>176.5</u>	36.400	209.7	<u>182.7</u>	2:02.182		10	41.764	154.1	43.774	169.0	36.136	210.1	171.5	2:01.674	
4	42.456	149.4	43.818	170.6	36.408	210.1	163.8	2:02.682		11	41.708	154.3	43.761	174.2	36.102	211.4	164.8	2:01.571	
5	42.102	155.2	<u>43.302</u>	171.2	36.338	210.1	165.3	2:01.742		12	<u>41.467</u>	157.2	43.425	175.6	<u>35.706</u>	<u>213.0</u>	169.1	<u>2:00.598</u>	
6	41.831	155.4	43.359	168.8	36.398	210.1	166.6	2:01.588		13	41.532	<u>157.7</u>	43.571	174.5	36.491	200.4	171.0	2:01.594	
7	42.724	122.2	51.925	117.1	44.788	169.8	166.6	2:19.437		14									

72 Tom De Gres										Brabham BT14									
lap	Sect-1	Speed	Sect-2	Speed	Sect-3	Speed	TopSpeed	laptime	pit	lap	Sect-1	Speed	Sect-2	Speed	Sect-3	Speed	Topspeed	laptime	pit
1	46.501	150.8	44.339	168.5	38.452	204.2	132.4	2:09.292		8	50.344	115.8	52.465	126.6	44.412	158.1	135.4	2:27.221	
2	42.820	146.7	45.322	154.1	37.306	<u>210.1</u>	162.8	2:05.448		9	50.289	127.4	51.402	130.8	40.587	197.1	122.6	2:22.278	
3	42.716	149.8	43.832	170.6	37.044	208.5	168.4	2:03.592		10	42.141	152.8	43.925	<u>175.6</u>	36.365	207.3	161.2	2:02.431	
4	42.014	160.7	44.022	168.8	36.680	206.9	170.7	2:02.716		11	41.228	159.5	<u>43.148</u>	163.9	<u>35.698</u>	207.3	<u>179.7</u>	<u>2:00.074</u>	
5	41.731	163.4	43.809	160.7	36.889	203.8	169.9	2:02.429		12	41.086	<u>164.1</u>	43.638	174.5	36.215	205.7	176.8	2:00.939	
6	42.156	157.0	44.636	162.4	36.842	203.8	171.5	2:03.634		13	<u>41.081</u>	158.1	43.376	172.2	36.851	203.0	178.5	2:01.308	
7	42.895	131.4	51.918	126.5	42.572	146.5	155.6	2:17.385		14									

Historic Grand Prix 2023

HGPCA Race for Pre 1966 Grand Prix Cars
Laps and Sector Times - Race 2

16 - 18 June 2023
Zandvoort GP - 4259mtr.

80 Philippe Bonny										Brabham BT2									
lap	Sect-1	Speed	Sect-2	Speed	Sect-3	Speed	TopSpeed	laptime	pit	lap	Sect-1	Speed	Sect-2	Speed	Sect-3	Speed	Topspeed	laptime	pit
1	45.814	156.3	44.478	172.2	38.235	198.2	138.5	2:08.527		8	50.357	116.8	52.441	127.2	44.470	158.4	142.3	2:27.268	
2	42.981	149.0	43.870	169.8	37.681	198.2	156.5	2:04.532		9	50.202	125.3	51.244	132.2	40.863	192.5	136.4	2:22.309	
3	43.760	155.2	43.522	167.2	37.703	198.2	151.1	2:04.985		10	41.809	154.9	43.309	<u>177.6</u>	<u>36.261</u>	<u>205.7</u>	<u>179.7</u>	<u>2:01.379</u>	
4	43.599	149.4	43.559	164.9	37.384	197.1	152.6	2:04.542		11	<u>41.344</u>	163.4	43.179	154.7	37.172	168.0	169.1	2:01.695	
5	42.104	160.2	<u>42.840</u>	175.0	36.706	199.3	169.1	2:01.650		12	43.332	159.1	43.018	170.1	36.600	172.2	138.5	2:02.950	
6	41.638	<u>164.6</u>	43.794	174.2	37.107	197.1	169.4	2:02.539		13	43.159	160.2	43.386	167.7	37.176	176.5	167.6	2:03.721	
7	42.590	135.0	51.790	136.5	42.611	149.0	157.4	2:16.991		14									

87 Tony Lees										Cooper T53									
lap	Sect-1	Speed	Sect-2	Speed	Sect-3	Speed	TopSpeed	laptime	pit	lap	Sect-1	Speed	Sect-2	Speed	Sect-3	Speed	Topspeed	laptime	pit
1	44.812	157.7	42.251	173.4	35.313	225.9	135.4	2:02.376		8	44.388	123.9	1:14.905	78.1	1:00.374	94.0	153.5	2:59.667	
2	41.058	157.9	42.297	183.1	35.329	<u>229.3</u>	179.1	1:58.684		9	52.383	140.1	47.394	129.8	36.716	223.6	87.7	2:16.493	
3	40.454	162.7	42.176	<u>192.2</u>	35.231	225.9	179.1	1:57.861		10	41.559	157.0	42.320	176.2	<u>35.083</u>	222.7	173.7	1:58.962	
4	40.509	<u>168.0</u>	42.050	184.6	35.286	216.0	<u>191.3</u>	<u>1:57.845</u>		11	40.556	165.1	42.047	168.8	35.374	225.0	170.5	1:57.977	
5	40.773	166.2	41.938	189.5	35.988	212.2	184.6	1:58.699		12	40.436	166.2	42.226	184.0	35.191	226.4	180.0	1:57.853	
6	41.171	161.7	42.209	190.5	35.711	220.0	182.1	1:59.091		13	<u>40.122</u>	165.1	<u>41.515</u>	182.1	36.238	221.3	182.4	1:57.875	
7	41.495	159.1	44.434	159.1	37.377	206.5	167.8	2:03.306		14									

92 Stephen Banham										Cooper T45									
lap	Sect-1	Speed	Sect-2	Speed	Sect-3	Speed	TopSpeed	laptime	pit	lap	Sect-1	Speed	Sect-2	Speed	Sect-3	Speed	Topspeed	laptime	pit
1	50.881	132.5	49.421	140.6	41.450	178.8	126.5	2:21.752		4	46.112	134.2	<u>48.350</u>	142.1	40.581	179.1	135.4	<u>2:15.043</u>	
2	47.324	129.3	48.594	149.2	<u>40.279</u>	<u>181.8</u>	148.2	2:16.197		5	46.724	123.7	48.809	146.1	41.928	178.5	152.4	2:17.461	
3	<u>45.864</u>	133.0	48.850	144.0	40.370	178.2	151.8	2:15.084		6									

99 Mark Shaw										Lotus 21									
lap	Sect-1	Speed	Sect-2	Speed	Sect-3	Speed	TopSpeed	laptime	pit	lap	Sect-1	Speed	Sect-2	Speed	Sect-3	Speed	Topspeed	laptime	pit
1	42.307	171.4	41.456	<u>186.2</u>	34.626	216.0	144.5	1:58.389		8	50.550	56.5	1:23.511	77.6	1:00.942	104.3	134.7	3:15.003	
2	39.355	168.2	41.521	183.1	35.160	214.3	175.9	1:56.036		9	51.445	120.9	47.931	161.0	38.363	200.7	97.3	2:17.739	
3	39.715	171.2	41.777	183.4	34.638	213.9	180.9	1:56.130		10	39.332	175.9	41.016	183.7	<u>34.441</u>	211.8	177.1	<u>1:54.789</u>	
4	<u>39.069</u>	179.1	41.292	183.7	35.314	<u>217.3</u>	<u>186.1</u>	1:55.675		11	39.250	179.4	41.288	184.0	34.716	211.8	<u>186.1</u>	1:55.254	
5	39.379	177.0	41.724	184.3	35.028	214.7	182.1	1:56.131		12	39.583	<u>180.6</u>	<u>40.925</u>	182.7	34.509	208.9	176.2	1:55.017	
6	39.364	176.5	41.164	185.9	34.941	215.1	179.7	1:55.469		13	39.570	178.8	41.655	177.6	34.616	214.7	180.6	1:55.841	
7	39.997	164.4	42.613	184.6	40.287	151.7	167.6	2:02.897		14									

132 Chris Locke										Lotus 32B									
lap	Sect-1	Speed	Sect-2	Speed	Sect-3	Speed	TopSpeed	laptime	pit	lap	Sect-1	Speed	Sect-2	Speed	Sect-3	Speed	Topspeed	laptime	pit

248 Klaus Lehr										Maserati 250F									
lap	Sect-1	Speed	Sect-2	Speed	Sect-3	Speed	TopSpeed	laptime	pit	lap	Sect-1	Speed	Sect-2	Speed	Sect-3	Speed	Topspeed	laptime	pit
1	47.763	131.9	48.155	158.6	40.415	206.1	130.5	2:16.333		8	46.300	118.8	50.593	161.9	37.961	196.0	142.3	2:14.854	
2	45.011	137.8	45.764	157.7	38.627	205.3	147.6	2:09.402		9	45.796	133.2	48.269	122.9	38.707	<u>208.5</u>	134.1	2:12.772	
3	44.203	152.5	45.116	163.4	37.846	208.1	154.8	2:07.165		10	42.426	155.6	<u>43.921</u>	176.2	<u>36.960</u>	205.3	160.0	<u>2:03.307</u>	
4	45.267	133.7	45.504	162.4	37.503	206.1	161.4	2:08.274		11	<u>42.268</u>	158.1	44.368	<u>178.5</u>	37.017	204.9	165.3	2:03.653	
5	43.718	146.7	44.938	171.7	37.514	203.8	<u>172.6</u>	2:06.170		12	43.480	153.6	45.161	168.5	37.321	202.2	148.9	2:05.962	
6	43.160	150.4	45.673	170.9	37.708	200.4	156.8	2:06.541		13	43.001	<u>159.1</u>	45.201	176.2	37.099	206.1	153.9	2:05.301	
7	44.969	134.8	47.767	138.6	40.150	188.5	153.2	2:12.886		14									

Historic Grand Prix 2023

HGPCA Race for Pre 1966 Grand Prix Cars

Positions for each lap - Race 2

16 - 18 June 2023

Positions for each lap

Zandvoort GP - 4259mtr.

Pos	Nr.	Name	1	2	3	4	5	6	7	8	9	10	11	12	13
1	10	Will Nuthall	63	63	63	63	63	63	63	63	63	10	10	10	10
2	63	Michel Kuiper	99	99	99	10	10	10	10	10	10	63	63	63	63
3	99	Mark Shaw	50	50	10	99	99	99	99	99	99	99	99	99	99
4	18	Clinton Mccarthy	2	2	50	50	50	50	50	50	50	7	7	7	18
5	7	Max Blees	7	7	2	2	2	7	7	7	7	50	50	18	7
6	49	Andrew Beaumont	87	10	7	7	7	2	87	87	87	87	18	50	49
7	50	Philipp Buhofer	18	87	87	87	87	87	18	18	18	18	87	49	50
8	87	Tony Lees	34	18	18	18	18	18	49	49	49	49	49	87	87
9	15	Thomas Matzelberger	10	34	34	15	15	49	15	15	15	15	15	15	15
10	34	John Spiers	15	15	15	34	49	15	34	34	34	34	34	34	34
11	71	Nick Topliss	80	80	49	49	34	34	71	71	71	71	71	71	71
12	72	Tom De Gres	72	71	71	71	71	71	80	80	80	80	72	72	72
13	80	Phillippe Bonny	71	49	80	72	24	80	72	72	72	72	80	80	80
14	44	Klaus Bergs	24	72	72	80	72	72	21	21	21	248	248	248	248
15	21	Ian Nuthall	49	24	24	24	80	21	44	44	248	21	21	44	44
16	19	Paul Grant	8	8	21	21	21	44	19	19	44	19	44	21	21
17	36	Erik Staes	21	21	8	44	44	19	248	248	19	44	19	19	19
18	9	Arnold Herreman	19	19	44	19	19	248	36	36	36	36	36	36	36
19	32	Guy Plante	44	44	19	32	248	32	32	32	32	32	9	9	9
20	248	Klaus Lehr	32	32	32	248	32	36	9	9	9	9	32	32	32
21	8	Anthony Ditheridge	248	248	248	36	36	9	8	8	8	8	8	8	
22	6	Stephan Rettenmaier	36	36	36	9	9	8	6	6	3	6	6		
23	3	Klara Rettenmaier	9	9	9	8	8	6	3	3	6	3	3		
24	2	Andy Willis	92	92	92	92	45	3							
25	24	Ingo Strolz	45	45	45	45	92								
26	45	Hans Ciers	6	6	6	6	6								
27	92	Stephen Banham	3	3	3	3	3								

Historic Grand Prix 2023

Heat name : HGPCA Race for Pre 1966 Grand Prix Cars - Race 2
 Heat Date : 18 June 2023
 Track name : Zandvoort GP - 4259 mtr.

Participants Started	: 28	Participants Classified	: 29
Participants Finished	: 23	Participants Not Classified	: 0
Participants Not Finished	: 5		

Green flag at	: 14:00:11	Heat recording start time	: 13:54:53
Finish flag waved at	: 14:26:54	Heat recording end time	: 14:30:35
Total time under Green	: 26:42	Total of All Laps in Heat	: 315
Number of cautions	: 1	Total time under Yellow	: 00:05:59
Number of code-60's	: 0	Total time under Code-60	: 00:00:00

Cautions/Code-60 history during the heat

#	Start time	End time	Duration	Comment
1	14:00:11	102	26:42.294	
2	14:13:20	14:19:20	5:59	

Summary of winners per class

Nbr	Name / Team name	Car	Cls	Fastest Laptime	In	Avg. Speed	Laps	Race Time
10	Will Nuthall	Cooper T53	7b	1:51.102	11	124.39	13	26:42.295
63	Michel Kuiper	Brabham Bt-4	1	1:52.284	10	124.22	13	26:44.521
99	Mark Shaw	Lotus 21	10a	1:54.789	10	123.31	13	26:56.336
7	Max Blee	Brabham BT7A	12	1:55.985	5	122.56	13	27:06.277
50	Philipp Buhofer	BRM P261-2	11	1:55.731	4	122.35	13	27:09.024
34	John Spiers	Maserati 250F	6	1:59.505	5	121.40	13	27:21.754
72	Tom De Gres	Brabham BT14	10b	2:00.074	11	119.13	13	27:53.136
21	Ian Nuthall	Cooper Bristol Mk2	5	2:04.449	10	118.60	13	28:00.591
8	Anthony Ditheridge	Cooper T45	9	2:04.720	12	110.63	12	27:43.034
45	Hans Ciers	Cooper T45	7c	2:14.675	3	110.77	5	11:32.075

Leader history during the Heat

#	Nbr	Lap	to Lap	Name	Car
1	63	1	9	Michel Kuiper	Brabham Bt-4
2	10	10	13	Will Nuthall	Cooper T53

Best Lap time history during the Heat

#	Nbr	lap time	in lap	Name	Car	time of day
1	63	1:53.536	2	Michel Kuiper	Brabham Bt-4	14:04:04
2	10	1:53.101	2	Will Nuthall	Cooper T53	14:04:15
3	10	1:52.075	3	Will Nuthall	Cooper T53	14:06:07
4	10	1:51.718	5	Will Nuthall	Cooper T53	14:09:51
5	10	1:51.460	6	Will Nuthall	Cooper T53	14:11:42
6	10	1:51.102	11	Will Nuthall	Cooper T53	14:23:08

Summary of best laptimes per class

Nbr	Name / Team name	Car	Cls	Fastest Laptime	In	Speed
63	Michel Kuiper	Brabham Bt-4	1	1:52.284	10	136.55
21	Ian Nuthall	Cooper Bristol Mk2	5	2:04.449	10	123.20
34	John Spiers	Maserati 250F	6	1:59.505	5	128.30
10	Will Nuthall	Cooper T53	7b	1:51.102	11	138.00
45	Hans Ciers	Cooper T45	7c	2:14.675	3	113.85

Historic Grand Prix 2023

Summary of best laptimes per class

Nbr	Name / Team name	Car	Cls	Fastest Laptime	Ln	Speed
8	Anthony Ditheridge	Cooper T45	9	2:04.720	12	122.93
99	Mark Shaw	Lotus 21	10a	1:54.789	10	133.57
72	Tom De Gres	Brabham BT14	10b	2:00.074	11	127.69
50	Philipp Buhofer	BRMP261-2	11	1:55.731	4	132.48
7	Max Bles	Brabham BT7A	12	1:55.985	5	132.19

Summary of number of laps in the lead

#	Nbr	Name	Car	# Laps in the lead
1	63	Michel Kuiper	Brabham	9
2	10	Will Nuthall	Cooper	4