

Oulton Park Gold Cup Historic Race Meeting - 27 - 29 Aug 2016

The Historic Gold Cup for HGPCA Pre '66 Grand Prix Cars Qualifying for Race 4 - Classification

Sheet No:

POS	NO	DRIVER/S	CLASS		CAR MAKE / MODEL	TIME	ON	LAPS	GAP	DIFF	MPH
			CLASS	POS							
1	22	Peter Horsman	12	1	Lotus 18/21	1:56.290	8	9			83.33
2	12	Rudi Friedrichs	7B	1	Cooper T53	1:57.705	4	10	1.415	1.415	82.33
3	21	Dan Collins	10	1	Lotus 21	1:57.728	7	10	1.438	0.023	82.31
4	27	Ed Morris	10	2	Lotus 18	1:57.864	3	7	1.574	0.136	82.22
5	2	Rod Jolley	7B	2	Cooper T45/51	1:58.179	7	10	1.889	0.315	82.00
6	35	Iain Rowley	10	3	Assegai F1	1:58.739	6	8	2.449	0.560	81.61
7	23	Andrew Smith	9	1	Cooper T43	1:59.109	6	10	2.819	0.370	81.36
8	71	Alan Baillie	10	4	Cooper T71/73	2:02.326	6	9	6.036	3.217	79.22
9	14	Richard Wilson	7B	3	Cooper T51	2:02.687	8	9	6.397	0.361	78.98
10	4	Malcolm Cook	9	2	Cooper T43	2:04.493	6	6	8.203	1.806	77.84
11	47	Brian Jolliffe	9	3	Cooper T45	2:04.600	5	7	8.310	0.107	77.77
12	26	Andrew Wareing	9	4	BRM P261	2:05.073	4	7	8.783	0.473	77.48
13	7	Paul Griffin	7B	4	Cooper T51	2:05.084	8	8	8.794	0.011	77.47
14	43	Clive Wilson	7C	1	Cooper T43	2:06.978	6	9	10.688	1.894	76.32
15	28	Anthony Goddard	10	5	Cooper Alfa T56/59	2:07.221	5	9	10.931	0.243	76.17
16	40	Sid Hoole	7C	2	Cooper T41	2:07.557	9	9	11.267	0.336	75.97
17	3	Barry Cannell	7B	5	Cooper T51	2:08.255	2	2	11.965	0.698	75.56
18	34	John Bussey	7C	3	Cooper T43	2:10.356	5	9	14.066	2.101	74.34
19	45	Scotty Taylor	7C	4	Cooper T45	2:15.248	6	7	18.958	4.892	71.65
20	41	Brian Maile	7C	5	Cooper T41	2:18.750	5	9	22.460	3.502	69.84

Session Start: 12:50:45 - Finish: 13:10:41
Weather/Track Conditions: Cloud/Dry
Circuit: Oulton Park International
Track Length: 4.332 Km - 2.6918 miles

These results are provisional until the conclusion of any judicial and technical matters.

Clerk of the Course:

Ian Danaher

Timekeeper:

Nick Palmer

Issued at:



Printed : 27-08-2016 - 13:13

Oulton Park Gold Cup Historic Race Meeting - 27 - 29 Aug 2016

The Historic Gold Cup for HGPCA Pre '66 Grand Prix Cars

Qualifying for Race 4 - Sector Analysis

2 Rod Jolley (7B)										Cooper T45/51									
lap	Sect-1	Speed	Sect-2	Speed	Sect-3	Speed	TopSpeed	laptime	pit	lap	Sect-1	Speed	Sect-2	Speed	Sect-3	Speed	Topspeed	laptime	pit
1	Out	80.1	1:05.261	85.7	35.715	103.9		2:15.128		6	29.444	115.9	56.424	102.9	33.313	113.0		1:59.181	
2	30.702	113.9	59.658	98.9	33.858	103.4		2:04.218		7	29.308	120.2	56.668	103.8	32.203	100.9		1:58.179	
3	31.875	112.4	58.026	101.2	32.905	107.1		2:02.806		8	30.508	118.9	56.225	103.3	31.850	113.2		1:58.583	
4	29.623	113.2	57.108	101.8	32.665	108.4		1:59.396		9	30.539	109.0	57.664	104.8	32.682	101.7		2:00.885	
5	29.137	115.9	58.680	97.8	32.545	112.1		2:00.362		10	31.572	116.3	57.922	102.7	33.618	89.3		2:03.112	

3 Barry Cannell (7B)										Cooper T51									
lap	Sect-1	Speed	Sect-2	Speed	Sect-3	Speed	TopSpeed	laptime	pit	lap	Sect-1	Speed	Sect-2	Speed	Sect-3	Speed	Topspeed	laptime	pit
1	Out	88.0	1:06.313	91.0	36.724	102.8		2:16.691		2	32.299	105.6	1:01.201	97.2	34.755	109.7		2:08.255	

4 Malcolm Cook (9)										Cooper T43									
lap	Sect-1	Speed	Sect-2	Speed	Sect-3	Speed	TopSpeed	laptime	pit	lap	Sect-1	Speed	Sect-2	Speed	Sect-3	Speed	Topspeed	laptime	pit
1	Out	78.0	1:15.834	61.6	36.462	100.9		2:38.529		4	30.540	110.6	1:23.742	94.4	35.445	96.0		2:29.727	
2	32.676	102.1	1:00.933	97.2	34.933	101.9		2:08.542		5	31.480	111.1	1:00.335	97.0	34.099	104.2		2:05.914	
3	30.905	107.4	59.122	99.1	34.565	104.7		2:04.592		6	30.384	104.9	1:00.408	100.1	33.701	107.8		2:04.493	

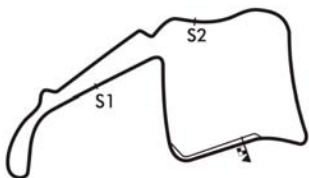
7 Paul Griffin (7B)										Cooper T51									
lap	Sect-1	Speed	Sect-2	Speed	Sect-3	Speed	TopSpeed	laptime	pit	lap	Sect-1	Speed	Sect-2	Speed	Sect-3	Speed	Topspeed	laptime	pit
1	Out	74.4	1:15.714	61.4	43.913	86.1		2:38.529		5	31.590	105.4	1:00.963	94.1	35.281	102.2		2:07.834	
2	38.030	78.4	1:09.949	75.8	38.974	93.8		2:26.953		6	30.796	103.6	1:00.861	97.2	35.071	98.4		2:06.728	
3	33.108	100.7	1:04.160	85.8	36.790	99.0		2:14.058		7	31.997	106.7	1:00.109	97.2	34.664	104.1		2:06.770	
4	32.160	104.8	1:02.612	91.8	35.245	101.1		2:10.017		8	31.427	109.1	59.672	99.5	33.985	105.7		2:05.084	

12 Rudi Friedrichs (7B)										Cooper T53									
lap	Sect-1	Speed	Sect-2	Speed	Sect-3	Speed	TopSpeed	laptime	pit	lap	Sect-1	Speed	Sect-2	Speed	Sect-3	Speed	Topspeed	laptime	pit
1	Out	109.1	1:00.689	97.1	34.256	111.7		2:05.523		6	28.583	119.5	57.993	106.2	32.079	110.6		1:58.655	
2	30.199	114.3	57.477	106.2	32.712	110.6		2:00.388		7	28.781	119.8	56.991	107.6	32.273	101.7		1:58.045	
3	29.250	116.9	56.872	105.9	32.757	110.6		1:58.879		8	31.452	117.1	56.711	107.9	32.214	111.9		2:00.377	
4	29.094	118.7	56.662	105.6	31.949	112.8		1:57.705		9	29.167	119.5	57.141	107.2	32.001	108.1		1:58.309	
5	29.931	119.5	56.338	107.1	32.400	110.8		1:58.669		10	31.084	118.5	58.781	104.9	34.577	95.8		2:04.442	

14 Richard Wilson (7B)										Cooper T51									
lap	Sect-1	Speed	Sect-2	Speed	Sect-3	Speed	TopSpeed	laptime	pit	lap	Sect-1	Speed	Sect-2	Speed	Sect-3	Speed	Topspeed	laptime	pit
1	Out	70.7	1:14.241	64.3	44.070	88.8		2:34.832		6	30.417	110.4	59.261	95.7	33.824	103.1		2:03.502	
2	37.452	92.6	1:05.859	88.7	36.826	101.1		2:20.137		7	33.176	103.6	59.701	97.9	33.359	107.8		2:06.236	
3	33.012	98.9	1:02.721	85.3	35.436	103.1		2:11.169		8	30.463	110.8	58.286	97.0	33.938	107.6		2:02.687	
4	31.764	104.1	1:01.517	86.3	38.292	104.2		2:11.573		9	31.233	112.6	58.736	98.5	34.635	107.4		2:04.604	
5	30.337	111.7	58.718	95.7	34.328	111.5		2:03.383		10									

21 Dan Collins (10)										Lotus 21									
lap	Sect-1	Speed	Sect-2	Speed	Sect-3	Speed	TopSpeed	laptime	pit	lap	Sect-1	Speed	Sect-2	Speed	Sect-3	Speed	Topspeed	laptime	pit
1	Out	70.1	1:08.963	93.9	36.866	103.3		2:23.553		6	28.595	113.2	57.216	97.7	35.056	106.1		2:00.867	
2	29.271	111.1	57.240	100.0	33.199	103.3		1:59.710		7	29.007	112.2	56.242	100.9	32.479	106.2		1:57.728	
3	29.812	110.6	57.826	100.4	32.052	104.6		1:59.690		8	34.783	103.5	1:02.915	95.7	33.458	106.6		2:11.156	
4	29.886	112.0	57.131	101.5	33.286	104.2		2:00.303		9	29.452	109.1	1:02.478	97.1	36.302	99.9		2:08.232	
5	29.081	111.7	56.576	100.9	32.198	104.9		1:57.855		10	31.096	92.3	1:10.869	94.9				2:37.373	

22 Peter Horsman (12)										Lotus 18/21									
lap	Sect-1	Speed	Sect-2	Speed	Sect-3	Speed	TopSpeed	laptime	pit	lap	Sect-1	Speed	Sect-2	Speed	Sect-3	Speed	Topspeed	laptime	pit
1	30.327	117.1	58.273	96.4	32.048	111.3		2:00.648		6	27.907	122.8	54.979	108.6	34.715	114.9		1:57.601	
2	28.691	120.6	56.949	105.2	31.320	113.8		1:56.960		7	30.408	117.1	56.420	105.9	33.075	115.1		1:59.903	
3	28.684	123.0	56.808	104.9	31.103	114.0		1:56.595		8	28.363	123.0	55.635	109.3	32.292	105.7		1:56.290	
4	28.124	123.0	56.595	105.9	31.836	114.4		1:56.555		9	31.960	111.8	1:02.050	100.4	34.187	113.8		2:08.197	
5	28.362	123.0	55.326	98.7	32.925	114.6		1:56.613		10									



Session Start: 12:50:45 - Finish: 13:10:41
 Weather/Track Conditions: Cloud/Dry
 Circuit: Oulton Park International
 Track Length: 4.332 Km - 2.6918 miles

Oulton Park Gold Cup Historic Race Meeting - 27 - 29 Aug 2016

The Historic Gold Cup for HGPCA Pre '66 Grand Prix Cars

Qualifying for Race 4 - Sector Analysis

23 Andrew Smith (9)										Cooper T43									
lap	Sect-1	Speed	Sect-2	Speed	Sect-3	Speed	TopSpeed	laptime	pit	lap	Sect-1	Speed	Sect-2	Speed	Sect-3	Speed	Topspeed	laptime	pit
1	Out	93.0	1:03.521	98.2	34.674	104.1		2:11.084		6	29.114	114.5	57.553	103.5	32.442	106.2		1:59.109	
2	30.340	113.5	59.642	99.5	33.797	105.4		2:03.779		7	29.737	113.3	58.904	102.1	32.404	104.9		2:01.045	
3	30.679	111.7	57.860	99.4	33.076	106.2		2:01.615		8	31.484	111.8	57.696	99.8	32.534	107.1		2:01.714	
4	29.163	112.6	57.657	102.1	32.673	107.2		1:59.493		9	29.803	112.8	58.297	102.4	32.951	100.3		2:01.051	
5	28.822	112.0	59.449	81.3	33.530	107.9		2:01.801		10	32.121	113.0	58.828	98.8	34.037	95.5		2:04.986	

26 Andrew Wareing (9)										BRM P261									
lap	Sect-1	Speed	Sect-2	Speed	Sect-3	Speed	TopSpeed	laptime	pit	lap	Sect-1	Speed	Sect-2	Speed	Sect-3	Speed	Topspeed	laptime	pit
1	Out	94.3	1:05.981	86.6	37.172	94.8		2:15.666		5	31.080	115.1	1:00.266	100.4	34.657	102.6		2:06.003	
2	32.276	93.5	1:07.272	81.6	35.954	100.3		2:15.502		6	30.585	114.7	1:00.050	86.2	37.219	102.5		2:07.854	
3	31.880	96.4	1:07.144	86.8	35.227	100.6		2:14.251		7	31.043	99.8	1:03.860	87.6				2:25.298	
4	31.334	109.5	59.669	97.2	34.070	96.2		2:05.073		8									

27 Ed Morris (10)										Lotus 18									
lap	Sect-1	Speed	Sect-2	Speed	Sect-3	Speed	TopSpeed	laptime	pit	lap	Sect-1	Speed	Sect-2	Speed	Sect-3	Speed	Topspeed	laptime	pit
1	Out	102.2	1:02.163	78.5	34.717	97.3		2:05.770		5	28.843	108.1	56.923	95.9	32.545	101.7		1:58.311	
2	29.981	106.1	56.805	95.5	32.836	101.4		1:59.622		6	29.538	107.8	57.848	95.6	33.097	99.2		2:00.483	
3	29.162	107.2	56.103	95.3	32.599	100.6		1:57.864		7	28.896	108.4	56.152	95.9				2:06.210	
4	30.216	107.4	56.788	95.5	32.393	100.6		1:59.397		8									

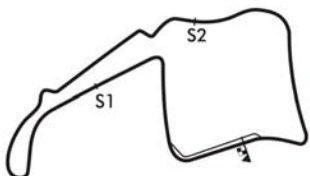
28 Anthony Goddard (10)										Cooper Alfa T56/59									
lap	Sect-1	Speed	Sect-2	Speed	Sect-3	Speed	TopSpeed	laptime	pit	lap	Sect-1	Speed	Sect-2	Speed	Sect-3	Speed	Topspeed	laptime	pit
1	Out	90.5	1:06.794	88.5	37.478	93.0		2:17.503		6	31.480	104.8	1:02.714	93.5	35.559	99.6		2:09.753	
2	33.695	95.7	1:05.040	91.8	35.766	100.2		2:14.501		7	32.093	101.2	1:02.882	92.3	35.771	97.7		2:10.746	
3	31.563	97.7	1:04.700	91.3	36.080	100.3		2:12.343		8	33.127	102.5	1:04.249	92.7	35.483	98.3		2:12.859	
4	31.673	105.2	1:01.761	95.1	34.517	98.6		2:07.951		9	33.229	94.5	1:04.590	91.8	37.503	91.2		2:15.322	
5	31.170	104.8	1:01.012	93.9	35.039	100.3		2:07.221		10									

34 John Bussey (7C)										Cooper T43									
lap	Sect-1	Speed	Sect-2	Speed	Sect-3	Speed	TopSpeed	laptime	pit	lap	Sect-1	Speed	Sect-2	Speed	Sect-3	Speed	Topspeed	laptime	pit
1	Out	85.8	1:06.745	81.4	38.067	88.2		2:19.554		6	31.932	96.4	1:02.795	86.2	35.891	90.6		2:10.618	
2	33.606	96.3	1:03.927	83.4	36.777	93.1		2:14.310		7	34.159	95.6	1:02.360	86.8	35.882	92.7		2:12.401	
3	32.152	96.1	1:02.887	85.9	37.028	91.7		2:12.067		8	34.558	97.5	1:02.097	87.7	35.615	93.6		2:12.270	
4	32.273	97.5	1:03.028	86.2	36.178	91.8		2:11.479		9	32.413	97.8	1:03.039	85.5	37.071	91.6		2:12.523	
5	31.997	96.1	1:02.115	86.3	36.244	92.7		2:10.356		10									

35 Iain Rowley (10)										Assegai F1									
lap	Sect-1	Speed	Sect-2	Speed	Sect-3	Speed	TopSpeed	laptime	pit	lap	Sect-1	Speed	Sect-2	Speed	Sect-3	Speed	Topspeed	laptime	pit
1	Out	89.8	1:02.334	89.7	35.024	97.3		2:14.086		5	29.837	110.4	58.643	92.8	33.164	99.0		2:01.644	
2	29.961	108.6	59.173	93.2	33.515	98.0		2:02.649		6	29.112	106.4	57.197	94.1	32.430	101.4		1:58.739	
3	30.146	110.0	58.038	94.9	32.930	100.6		2:01.114		7	30.062	106.7	57.416	95.5	33.016	100.0		2:00.494	
4	29.811	109.9	58.603	96.0	33.125	99.9		2:01.539		8	35.058	85.1	1:05.831	76.0				2:32.425	

40 Sid Hoole (7C)										Cooper T41									
lap	Sect-1	Speed	Sect-2	Speed	Sect-3	Speed	TopSpeed	laptime	pit	lap	Sect-1	Speed	Sect-2	Speed	Sect-3	Speed	Topspeed	laptime	pit
1	Out	79.2	1:13.941	78.9	43.736	92.5		2:31.832		6	31.295	106.1	1:01.819	92.8	35.076	87.1		2:08.190	
2	36.475	95.2	1:05.762	86.5	36.823	95.0		2:19.060		7	36.082	98.4	1:02.130	91.1	35.438	99.9		2:13.650	
3	33.022	102.2	1:02.673	90.5	35.556	96.5		2:11.251		8	32.944	97.1	1:02.659	93.1	34.632	100.2		2:10.235	
4	31.955	105.4	1:01.387	93.0	34.495	99.2		2:07.837		9	32.202	104.3	1:01.261	94.4	34.094	101.4		2:07.557	
5	31.748	103.3	1:01.075	93.7	36.840	99.9		2:09.663		10									

41 Brian Maile (7C)										Cooper T41									
lap	Sect-1	Speed	Sect-2	Speed	Sect-3	Speed	TopSpeed	laptime	pit	lap	Sect-1	Speed	Sect-2	Speed	Sect-3	Speed	Topspeed	laptime	pit
1	Out	77.7	1:13.125	73.7	39.795	85.7		2:29.928		6	35.044	92.7	1:07.304	82.7	38.207	84.7		2:20.555	
2	36.036	90.9	1:12.931	51.7	41.600	83.9		2:30.567		7	35.805	92.8	1:06.778	84.2	37.987	89.2		2:20.570	
3	35.641	89.2	1:07.641	82.7	38.085	88.8		2:21.367		8	35.098	95.3	1:07.267	83.6	38.556	88.3		2:20.921	
4	34.638	94.8	1:07.211	88.1	37.578	88.7		2:19.427		9	34.830	92.5	1:09.974	73.4				2:39.166	
5	34.642	93.2	1:06.530	82.3	37.578	91.1		2:18.750		10									



Session Start: 12:50:45 - Finish: 13:10:41
 Weather/Track Conditions: Cloud/Dry
 Circuit: Oulton Park International
 Track Length: 4.332 Km - 2.6918 miles

Oulton Park Gold Cup Historic Race Meeting - 27 - 29 Aug 2016

The Historic Gold Cup for HGPCA Pre '66 Grand Prix Cars

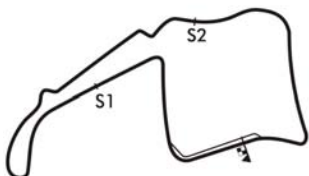
Qualifying for Race 4 - Sector Analysis

43 Clive Wilson (7C)								Cooper T43											
lap	Sect-1	Speed	Sect-2	Speed	Sect-3	Speed	TopSpeed	laptime	pit	lap	Sect-1	Speed	Sect-2	Speed	Sect-3	Speed	Topspeed	laptime	pit
1	Out	83.8	1:10.887	79.6	38.759	88.8		2:26.473		6	31.195	104.1	1:01.008	89.4	34.775	92.7		2:06.978	
2	32.891	101.0	1:03.789	85.8	36.381	92.0		2:13.061		7	33.526	98.7	1:02.349	86.9	35.467	92.7		2:11.342	
3	31.741	101.3	1:03.805	86.7	35.881	92.6		2:11.427		8	31.881	103.0	1:01.987	87.2	34.863	92.8		2:08.731	
4	32.088	102.5	1:02.208	85.9	35.395	93.6		2:09.691		9	32.992	101.8	1:03.223	85.8	36.549	96.3		2:12.764	
5	31.402	104.3	1:01.469	87.2	34.944	93.5		2:07.815		10									

45 Scotty Taylor (7C)								Cooper T45											
lap	Sect-1	Speed	Sect-2	Speed	Sect-3	Speed	TopSpeed	laptime	pit	lap	Sect-1	Speed	Sect-2	Speed	Sect-3	Speed	Topspeed	laptime	pit
1	Out	65.6	1:22.945	70.9	45.569	75.7		2:50.394		5	33.315	101.8	1:04.825	88.8	37.814	93.1		2:15.954	
2	39.169	90.7	1:12.559	79.5	41.620	86.1		2:33.348		6	33.451	96.0	1:05.041	89.7	36.756	93.2		2:15.248	
3	36.128	98.2	1:07.881	83.2	38.309	92.2		2:22.318		7	38.268	86.7	1:21.077	74.7				3:00.697	
4	34.167	101.8	1:07.003	82.7	37.240	90.8		2:18.410		8									

47 Brian Jolliffe (9)								Cooper T45											
lap	Sect-1	Speed	Sect-2	Speed	Sect-3	Speed	TopSpeed	laptime	pit	lap	Sect-1	Speed	Sect-2	Speed	Sect-3	Speed	Topspeed	laptime	pit
1	Out	82.7	1:05.768	87.5	36.456	97.7		2:15.081		5	30.840	112.8	1:00.098	100.6	33.662	105.2		2:04.600	
2	31.540	106.6	1:01.464	81.9	34.391	107.8		2:07.395		6	31.520	105.9	59.621	100.9	45.457	105.1		2:16.598	
3	30.299	100.7	1:04.335	96.0	33.829	106.7		2:08.463		7	31.323	109.0	1:03.072	91.3				2:22.937	
4	32.689	108.6	1:00.560	98.7	33.871	107.1		2:07.120		8									

71 Alan Baillie (10)								Cooper T71/73											
lap	Sect-1	Speed	Sect-2	Speed	Sect-3	Speed	TopSpeed	laptime	pit	lap	Sect-1	Speed	Sect-2	Speed	Sect-3	Speed	Topspeed	laptime	pit
1	Out	87.9	1:06.318	83.8	36.353	100.8		2:17.485		6	30.651	108.1	58.340	94.3	33.335	102.5		2:02.326	
2	30.940	107.1	1:01.251	86.6	34.475	101.1		2:06.666		7	29.577	110.4	59.864	64.9	38.617	100.5		2:08.058	
3	30.558	106.2	59.773	87.6	34.535	95.9		2:04.866		8	31.297	107.6	57.756	93.5	37.409	105.1		2:06.462	
4	29.966	109.0	59.519	87.6	34.144	100.0		2:03.629		9	30.768	108.6	1:05.428	72.8				2:27.698	
5	30.016	107.9	58.337	87.7	34.259	98.4		2:02.612		10									



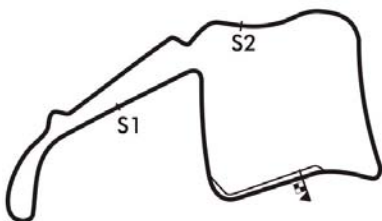
Session Start: 12:50:45 - Finish: 13:10:41
Weather/Track Conditions: Cloud/Dry
Circuit: Oulton Park International
Track Length: 4.332 Km - 2.6918 miles

Oulton Park Gold Cup Historic Race Meeting - 27 - 29 Aug 2016

The Historic Gold Cup for HGPCA Pre '66 Grand Prix Cars

Qualifying for Race 4 - Best Sector Speeds

	NO	SECTOR 1	MPH	NO	SECTOR 2	MPH	NO	SECTOR 3	MPH
1	22	Peter Horsman	123.0	22	Peter Horsman	109.3	22	Peter Horsman	115.1
2	2	Rod Jolley	120.2	12	Rudi Friedrichs	107.9	2	Rod Jolley	113.2
3	12	Rudi Friedrichs	119.8	2	Rod Jolley	104.8	12	Rudi Friedrichs	112.8
4	26	Andrew Wareing	115.1	23	Andrew Smith	103.5	14	Richard Wilson	111.5
5	23	Andrew Smith	114.5	21	Dan Collins	101.5	3	Barry Cannell	109.7
6	21	Dan Collins	113.2	47	Brian Jolliffe	100.9	23	Andrew Smith	107.9
7	47	Brian Jolliffe	112.8	26	Andrew Wareing	100.4	4	Malcolm Cook	107.8
8	14	Richard Wilson	112.6	4	Malcolm Cook	100.1	47	Brian Jolliffe	107.8
9	7	Paul Griffin	111.3	7	Paul Griffin	99.5	21	Dan Collins	106.6
10	4	Malcolm Cook	111.1	14	Richard Wilson	98.5	7	Paul Griffin	105.7
11	35	Iain Rowley	110.4	3	Barry Cannell	97.2	71	Alan Baillie	105.1
12	71	Alan Baillie	110.4	35	Iain Rowley	96.0	26	Andrew Wareing	102.6
13	27	Ed Morris	108.4	27	Ed Morris	95.9	27	Ed Morris	101.7
14	3	Barry Cannell	107.9	28	Anthony Goddard	95.1	35	Iain Rowley	101.4
15	40	Sid Hoole	106.1	40	Sid Hoole	94.4	40	Sid Hoole	101.4
16	28	Anthony Goddard	105.2	71	Alan Baillie	94.3	28	Anthony Goddard	100.3
17	43	Clive Wilson	104.3	45	Scotty Taylor	89.7	43	Clive Wilson	96.3
18	45	Scotty Taylor	101.8	43	Clive Wilson	89.4	34	John Bussey	93.6
19	34	John Bussey	97.8	41	Brian Maile	88.1	45	Scotty Taylor	93.2
20	41	Brian Maile	95.3	34	John Bussey	87.7	41	Brian Maile	91.1
21	18	Sam Wilson	0.0	18	Sam Wilson	0.0	18	Sam Wilson	0.0
22	29	Nick Fennell	0.0	29	Nick Fennell	0.0	29	Nick Fennell	0.0
23	32	Guy Plante	0.0	32	Guy Plante	0.0	32	Guy Plante	0.0
24	69	Andrea Guarino	0.0	69	Andrea Guarino	0.0	69	Andrea Guarino	0.0



Session Start: 12:50:45 - Finish: 13:10:41
Weather/Track Conditions: Cloud/Dry
Circuit: Oulton Park International
Track Length: 4.332 Km - 2.6918 miles

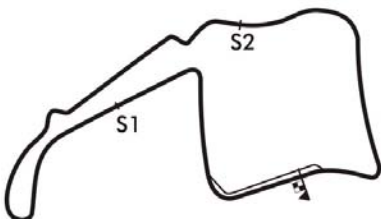


Oulton Park Gold Cup Historic Race Meeting - 27 - 29 Aug 2016

The Historic Gold Cup for HGPCA Pre '66 Grand Prix Cars

Qualifying for Race 4 - Best Sector Times

POS	NO	DRIVER/S	Sector 1			Sector 2			Sector 3			IDEAL LAP	BEST LAP	On
			TIME	LAP	POS	TIME	LAP	POS	TIME	LAP	POS			
1	22	Peter Horsman	27.907	6	1	54.979	6	1	31.103	3	1	1:53.989	1:56.290	8
2	12	Rudi Friedrichs	28.583	6	2	56.338	5	5	31.949	4	3	1:56.870	1:57.705	4
3	21	Dan Collins	28.595	6	3	56.242	7	4	32.052	3	4	1:56.889	1:57.728	7
4	27	Ed Morris	28.843	5	5	56.103	3	2	32.393	4	5	1:57.339	1:57.864	3
5	2	Rod Jolley	29.137	5	7	56.225	8	3	31.850	8	2	1:57.212	1:58.179	7
6	35	Iain Rowley	29.112	6	6	57.197	6	6	32.430	6	7	1:58.739	1:58.739	6
7	23	Andrew Smith	28.822	5	4	57.553	6	7	32.404	7	6	1:58.779	1:59.109	6
8	71	Alan Baillie	29.577	7	8	57.756	8	8	33.335	6	8	2:00.668	2:02.326	6
9	14	Richard Wilson	30.337	5	10	58.286	8	9	33.359	7	9	2:01.982	2:02.687	8
10	4	Malcolm Cook	30.384	6	11	59.122	3	10	33.701	6	11	2:03.207	2:04.493	6
11	47	Brian Jolliffe	30.299	3	9	59.621	6	11	33.662	5	10	2:03.582	2:04.600	5
12	26	Andrew Wareing	30.585	6	13	59.669	4	12	34.070	4	13	2:04.324	2:05.073	4
13	7	Paul Griffin	30.549	9	12	59.672	8	13	33.985	8	12	2:04.206	2:05.084	8
14	43	Clive Wilson	31.195	6	16	1:01.008	6	14	34.775	6	17	2:06.978	2:06.978	6
15	28	Anthony Goddard	31.170	5	15	1:01.012	5	15	34.517	4	15	2:06.699	2:07.221	5
16	40	Sid Hoole	31.295	6	17	1:01.075	5	16	34.094	9	14	2:06.464	2:07.557	9
17	3	Barry Cannell	30.628	3	14	1:01.201	2	17	34.755	2	16	2:06.584	2:08.255	2
18	34	John Bussey	31.932	6	18	1:02.097	8	18	35.615	8	18	2:09.644	2:10.356	5
19	45	Scotty Taylor	33.315	5	19	1:04.825	5	19	36.756	6	19	2:14.896	2:15.248	6
20	41	Brian Maile	34.638	4	20	1:06.530	5	20	37.578	4	20	2:18.746	2:18.750	5



Session Start: 12:50:45 - Finish: 13:10:41
Weather/Track Conditions: Cloud/Dry
Circuit: Oulton Park International
Track Length: 4.332 Km - 2.6918 miles



Oulton Park Gold Cup Historic Race Meeting - 27 - 29 Aug 2016

The Historic Gold Cup for HGPCA Pre '66 Grand Prix Cars

Race 4 - Starting Grid

Sheet No:

Start Time : 14:10 - Heat Duration : 20 Minutes

10	19	45	Scotty Taylor	20	41	Brian Maile
9	17	3	Barry Cannell	18	34	John Bussey
8	15	28	Anthony Goddard	16	40	Sid Hoole
7	13	7	Paul Griffin	14	43	Clive Wilson
6	11	47	Brian Jolliffe	12	26	Andrew Wareing
5	9	14	Richard Wilson	10	4	Malcolm Cook
4	7	23	Andrew Smith	8	71	Alan Baillie
3	5	2	Rod Jolley	6	35	Iain Rowley
2	3	21	Dan Collins	4	27	Ed Morris
1	1	22	Peter Horsman	2	12	Rudi Friedrichs
ROW	Pole Right					

These results are provisional until the conclusion of any judicial and technical matters.		<i>Circuit: Oulton Park International</i> <i>Track Length: 4.332 Km - 2.6918 miles</i>
Clerk of the Course: <div style="text-align: right;">Ian Danaher</div>	Timekeeper: <div style="text-align: right;">Nick Palmer</div>	Issued at:



Oulton Park Gold Cup Historic Race Meeting - 27 - 29 Aug 2016

The Historic Gold Cup for HGPCA Pre '66 Grand Prix Cars

Race 4 - Classification

Sheet No:

POS	NO	DRIVER/S	CLASS	CLASS POS	CAR MAKE / MODEL	TIME	LAPS	GAP	DIFF	MPH	BEST	ON
1	22	Peter Horsman	12	1	Lotus 18/21	21:19.830	11	-- 11 laps		83.28	1:54.814	4
2	2	Rod Jolley	7B	1	Cooper T45/51	21:33.395	11	13.565	13.565	82.41	1:55.892	8
3	12	Rudi Friedrichs	7B	2	Cooper T53	21:34.494	11	14.664	1.099	82.34	1:55.737	6
4	27	Ed Morris	10	1	Lotus 18	21:37.721	11	17.891	3.227	82.14	1:56.565	6
5	21	Dan Collins	10	2	Lotus 21	21:53.420	11	33.590	15.699	81.16	1:57.783	11
6	23	Andrew Smith	9	1	Cooper T43	21:55.723	11	35.893	2.303	81.01	1:57.907	10
7	14	Richard Wilson	7B	3	Cooper T51	22:33.831	11	1:14.001	38.108	78.73	1:59.324	7
8	35	Iain Rowley	10	3	Assegai F1	22:34.997	11	1:15.167	1.166	78.67	2:00.195	8
9	40	Sid Hoole	7C	1	Cooper T41	22:56.560	11	1:36.730	21.563	77.44	2:02.629	10
10	71	Alan Baillie	10	4	Cooper T71/73	23:03.168	11	1:43.338	6.608	77.06	1:59.628	8
11	26	Andrew Wareing	11	1	BRM P261	23:15.289	11	1:55.459	12.121	76.39	2:03.986	2
12	47	Brian Jolliffe	9	2	Cooper T45	23:23.041	11	2:03.211	7.752	75.97	2:04.396	2
13	43	Clive Wilson	7C	2	Cooper T43	23:24.163	11	2:04.333	1.122	75.91	2:05.362	10
14	28	Anthony Goddard	10	5	Cooper Alfa T56/59	23:25.679	11	2:05.849	1.516	75.83	2:05.033	9
15	34	John Bussey	7C	3	Cooper T43	21:41.207	10	-- 10 laps	22.644	74.47	2:08.361	7
16	7	Paul Griffin	7B	4	Cooper T51	21:51.267	10	10.060	10.060	73.90	2:04.408	10
17	45	Scotty Taylor	7C	4	Cooper T45	22:54.790	10	1:13.583	1:03.523	70.48	2:14.989	8
18	41	Brian Maile	7C	5	Cooper T41	22:56.470	10	1:15.263	1.680	70.40	2:15.595	8

----- NOT CLASSIFIED -----

DNF 3	Barry Cannell	7B	Cooper T51	6:04.688	3	-- 3 laps --	79.71	1:56.617	3
-------	---------------	----	------------	----------	---	--------------	-------	----------	---

----- FASTEST LAP SUMMARY -----

NO	DRIVER/S	CLASS	CAR MAKE / MODEL	FASTEST LAP	ON	MPH
22	Peter Horsman	12	Lotus 18/21	1:54.814	4	84.40
12	Rudi Friedrichs	7B	Cooper T53	1:55.737	6	83.73
27	Ed Morris	10	Lotus 18	1:56.565	6	83.13
23	Andrew Smith	9	Cooper T43	1:57.907	10	82.19
40	Sid Hoole	7C	Cooper T41	2:02.629	10	79.02
26	Andrew Wareing	11	BRM P261	2:03.986	2	78.16

Car 4 - non starter

Session Start: 14:14:05 - Finish: 14:35:25

Weather/Track Conditions: Bright / Dry

Circuit: Oulton Park International

Track Length: 4.332 Km - 2.6918 miles

These results are provisional until the conclusion of any judicial and technical matters.

Clerk of the Course:

Timekeeper:

Issued at:

Julian Floyd

Nick Palmer



Printed : 28-08-2016 - 14:37

Oulton Park Gold Cup Historic Race Meeting - 27 - 29 Aug 2016

The Historic Gold Cup for HGPCA Pre '66 Grand Prix Cars

Race 4 - Lap Chart

Lap 1			Lap 2			Lap 3			Lap 4			Lap 5			Lap 6		
NO	Behind	Laptime	NO	Behind	Laptime	NO	Behind	Laptime	NO	Behind	Laptime	NO	Behind	Laptime	NO	Behind	Laptime
22		1:59.840	22		1:55.558	22		1:55.543	22		1:54.814	22		1:57.047	22		1:57.384
12	2.431	2:02.271	12	5.091	1:58.218	12	7.456	1:57.908	12	9.541	1:56.899	12	9.912	1:57.418	12	8.265	1:55.737
27	3.780	2:03.620	2	5.745	1:57.280	2	7.901	1:57.699	2	9.956	1:56.869	2	10.161	1:57.252	2	8.876	1:56.099
2	4.023	2:03.863	27	7.365	1:59.143	27	9.574	1:57.752	27	12.171	1:57.411	27	12.121	1:56.997	27	11.302	1:56.565
21	5.476	2:05.316	21	8.581	1:58.663	21	12.629	1:59.591	21	17.647	1:59.832	21	19.833	1:59.233	21	21.796	1:59.347
23	5.821	2:05.661	23	9.580	1:59.317	23	13.678	1:59.641	23	18.238	1:59.374	23	20.220	1:59.029	23	22.557	1:59.721
71	8.867	2:08.707	3	12.673	1:58.938	3	13.747	1:56.617	35	30.223	2:01.400	35	35.688	2:02.512	35	38.690	2:00.386
3	9.293	2:09.133	71	16.510	2:03.201	35	23.637	2:01.922	71	32.720	2:02.299	71	36.891	2:01.218	71	39.742	2:00.235
35	10.397	2:10.237	35	17.258	2:02.419	71	25.235	2:04.268	14	33.461	2:02.781	14	37.609	2:01.195	14	40.791	2:00.566
14	11.883	2:11.723	14	18.232	2:01.907	14	25.494	2:02.805	47	42.011	2:05.239	47	51.205	2:06.241	26	58.986	2:04.818
47	12.673	2:12.513	47	21.511	2:04.396	47	31.586	2:05.618	26	43.274	2:05.977	26	51.552	2:05.325	40	59.025	2:04.416
26	14.194	2:14.034	26	22.622	2:03.986	26	32.111	2:05.032	40	43.718	2:06.034	40	51.993	2:05.322	43	1:11.654	2:06.779
40	15.291	2:15.131	40	24.080	2:04.347	40	32.498	2:03.961	43	52.464	2:07.700	43	1:02.259	2:06.842	47	1:11.909	2:18.088
43	17.121	2:16.961	43	28.212	2:06.649	43	39.578	2:06.909	28	52.711	2:05.648	28	1:02.410	2:06.746	28	1:12.995	2:07.969
34	20.078	2:19.918	28	30.988	2:06.453	28	41.877	2:06.432	34	1:01.765	2:08.990	34	1:13.876	2:09.158	34	1:24.997	2:08.505
28	20.093	2:19.933	34	34.762	2:10.242	34	47.589	2:08.370	45	1:28.687	2:16.346	7	1:39.462	2:07.431	7	1:48.434	2:06.356
41	25.739	2:25.579	45	46.342	2:16.063	45	1:07.155	2:16.356	7	1:29.078	2:10.046	45	1:47.738	2:16.098			
45	25.837	2:25.677	41	47.169	2:16.988	41	1:08.307	2:16.681	41	1:30.252	2:16.759	41	1:49.567	2:16.362			
7	47.355	2:47.195	7	1:00.302	2:08.505	7	1:13.846	2:09.087									

Session Start: 14:14:05 - Finish: 14:35:25
Weather/Track Conditions Bright / Dry
Circuit: Oulton Park International
Track Length: 4.332 Km - 2.6918 miles

Oulton Park Gold Cup Historic Race Meeting - 27 - 29 Aug 2016

The Historic Gold Cup for HGPCA Pre '66 Grand Prix Cars

Race 4 - Lap Chart

Lap 7			Lap 8			Lap 9			Lap 10			Lap 11		
NO	Behind	Laptime	NO	Behind	Laptime	NO	Behind	Laptime	NO	Behind	Laptime	NO	Behind	Laptime
22		1:56.205	22		1:55.597	22		1:55.230	22		1:56.370	22		1:56.242
12	8.202	1:56.142	7	1 LAP	2:05.440	12	10.690	1:56.766	34	1 LAP	2:08.772	2	13.565	1:57.530
2	9.995	1:57.324	12	9.154	1:56.549	2	11.091	1:56.031	2	12.277	1:57.556	12	14.664	1:57.914
45	1 LAP	2:17.928	2	10.290	1:55.892	7	1 LAP	2:06.626	12	12.992	1:58.672	27	17.891	1:58.131
27	12.191	1:57.094	27	13.171	1:56.577	27	14.831	1:56.890	27	16.002	1:57.541	34	1 LAP	2:09.815
41	1 LAP	2:17.743	21	27.555	1:59.620	21	30.364	1:58.039	7	1 LAP	2:06.173	7	1 LAP	2:04.408
21	23.532	1:57.941	23	29.565	2:00.700	23	32.454	1:58.119	21	32.049	1:58.055	21	33.590	1:57.783
23	24.462	1:58.110	45	1 LAP	2:16.690	45	1 LAP	2:14.989	23	33.991	1:57.907	23	35.893	1:58.144
35	42.921	2:00.436	41	1 LAP	2:17.607	41	1 LAP	2:15.595	14	1:09.409	2:07.075	14	1:14.001	2:00.834
71	43.752	2:00.215	35	47.519	2:00.195	14	58.704	2:05.720	35	1:10.194	2:02.831	35	1:15.167	2:01.215
14	43.910	1:59.324	71	47.783	1:59.628	35	1:03.733	2:11.444	45	1 LAP	2:18.074	45	1 LAP	2:16.569
40	1:05.879	2:03.059	14	48.214	1:59.901	40	1:22.617	2:04.143	41	1 LAP	2:17.155	41	1 LAP	2:16.001
26	1:08.966	2:06.185	40	1:13.704	2:03.422	26	1:31.825	2:08.420	40	1:28.876	2:02.629	40	1:36.730	2:04.096
47	1:23.618	2:07.914	26	1:18.635	2:05.266	71	1:32.849	2:40.296	71	1:38.374	2:01.895	71	1:43.338	2:01.206
43	1:24.564	2:09.115	47	1:34.226	2:06.205	47	1:44.075	2:05.079	26	1:43.982	2:08.527	26	1:55.459	2:07.719
28	1:24.778	2:07.988	43	1:35.296	2:06.329	43	1:45.712	2:05.646	47	1:53.718	2:06.013	47	2:03.211	2:05.735
34	1:37.153	2:08.361	28	1:36.284	2:07.103	28	1:46.087	2:05.033	43	1:54.704	2:05.362	43	2:04.333	2:05.871
			34	1:50.632	2:09.076				28	1:54.975	2:05.258	28	2:05.849	2:07.116

Session Start: 14:14:05 - Finish: 14:35:25
Weather/Track Conditions Bright / Dry
Circuit: Oulton Park International
Track Length: 4.332 Km - 2.6918 miles

Oulton Park Gold Cup Historic Race Meeting - 27 - 29 Aug 2016

The Historic Gold Cup for HGPCA Pre '66 Grand Prix Cars

Race 4 - Sector Analysis

2 Rod Jolley (7B)									Cooper T45/51										
lap	Sect-1	Speed	Sect-2	Speed	Sect-3	Speed	TopSpeed	laptime	pit	lap	Sect-1	Speed	Sect-2	Speed	Sect-3	Speed	Topspeed	laptime	pit
1				106.6	32.052	111.5		2:03.863		7	28.569	122.1	56.050	106.4	32.705	112.8		1:57.324	
2	29.419	122.3	56.105	107.4	31.756	113.6		1:57.280		8	28.870	121.0	55.447	108.4	31.575	114.2		1:55.892	
3	28.813	121.5	56.636	107.8	32.250	113.4		1:57.699		9	28.453	122.6	55.666	108.8	31.912	113.4		1:56.031	
4	28.580	123.2	56.491	107.8	31.798	114.2		1:56.869		10	28.792	121.5	56.025	101.8	32.739	112.1		1:57.556	
5	28.631	122.1	56.599	105.2	32.022	113.4		1:57.252		11	28.575	121.3	56.297	107.4	32.658	113.2		1:57.530	
6	28.860	121.7	55.777	108.8	31.462	114.6		1:56.099		12									

3 Barry Cannell (7B)									Cooper T51										
lap	Sect-1	Speed	Sect-2	Speed	Sect-3	Speed	TopSpeed	laptime	pit	lap	Sect-1	Speed	Sect-2	Speed	Sect-3	Speed	Topspeed	laptime	pit
1				104.9	32.656	114.4		2:09.133		3	28.409	120.6	55.752	104.8	32.456	109.3		1:56.617	
2	29.588	115.3	56.929	102.4	32.421	112.6		1:58.938		4									

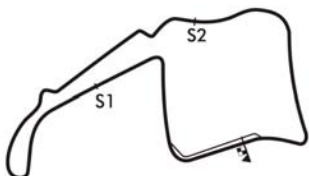
7 Paul Griffin (7B)									Cooper T51										
lap	Sect-1	Speed	Sect-2	Speed	Sect-3	Speed	TopSpeed	laptime	pit	lap	Sect-1	Speed	Sect-2	Speed	Sect-3	Speed	Topspeed	laptime	pit
1		86.8	1:02.822	93.9	35.668	101.6		2:47.195		6	31.194	106.4	1:00.949	98.2	34.213	102.2		2:06.356	
2	31.843	108.4	1:01.702	97.1	34.960	100.0		2:08.505		7	30.307	110.6	59.873	99.8	35.260	102.5		2:05.440	
3	31.816	109.1	1:01.751	96.1	35.520	100.8		2:09.087		8	30.956	111.7	59.840	102.1	35.830	102.0		2:06.626	
4	31.378	109.3	1:02.190	83.5	36.478	102.5		2:10.046		9	31.737	110.4	1:00.281	101.3	34.155	103.4		2:06.173	
5	32.314	109.3	1:00.609	97.9	34.508	103.0		2:07.431		10	30.507	112.8	59.254	102.1	34.647	95.4		2:04.408	

12 Rudi Friedrichs (7B)									Cooper T53										
lap	Sect-1	Speed	Sect-2	Speed	Sect-3	Speed	TopSpeed	laptime	pit	lap	Sect-1	Speed	Sect-2	Speed	Sect-3	Speed	Topspeed	laptime	pit
1				104.8	31.859	113.0		2:02.271		7	28.623	121.5	55.838	102.1	31.681	114.6		1:56.142	
2	29.099	118.7	57.326	107.1	31.793	113.4		1:58.218		8	28.526	122.3	56.309	107.2	31.714	113.8		1:56.549	
3	28.974	119.5	56.798	105.6	32.136	113.0		1:57.908		9	28.702	122.8	55.940	107.9	32.124	102.0		1:56.766	
4	28.644	121.9	56.337	106.6	31.918	113.8		1:56.899		10	28.383	116.3	56.419	97.4	33.870	105.7		1:58.672	
5	28.491	121.3	56.692	105.7	32.235	111.9		1:57.418		11	28.588	123.0	57.352	103.2	31.974	109.9		1:57.914	
6	28.553	122.6	55.594	107.1	31.590	113.6		1:55.737		12									

14 Richard Wilson (7B)									Cooper T51										
lap	Sect-1	Speed	Sect-2	Speed	Sect-3	Speed	TopSpeed	laptime	pit	lap	Sect-1	Speed	Sect-2	Speed	Sect-3	Speed	Topspeed	laptime	pit
1				97.8	33.916	103.4		2:11.723		7	28.981	117.9	57.855	100.3	32.488	109.7		1:59.324	
2	29.658	116.1	58.660	98.7	33.589	109.3		2:01.907		8	29.761	113.0	57.127	98.8	33.013	111.1		1:59.901	
3	29.086	110.8	59.647	90.9	34.072	107.8		2:02.805		9	33.008	113.3	59.060	99.5	33.652	104.6		2:05.720	
4	30.113	116.7	59.032	92.7	33.636	108.4		2:02.781		10	30.868	113.0	1:02.354	92.5	33.853	106.7		2:07.075	
5	29.782	113.5	58.059	99.8	33.354	109.5		2:01.195		11	29.915	113.9	57.760	100.6	33.159	105.9		2:00.834	
6	29.869	114.7	58.301	102.7	32.396	111.9		2:00.566		12									

21 Dan Collins (10)									Lotus 21										
lap	Sect-1	Speed	Sect-2	Speed	Sect-3	Speed	TopSpeed	laptime	pit	lap	Sect-1	Speed	Sect-2	Speed	Sect-3	Speed	Topspeed	laptime	pit
1				100.0	32.663	105.6		2:05.316		7	29.121	113.0	56.798	100.7	32.022	105.6		1:57.941	
2	29.181	115.5	57.170	99.2	32.312	105.1		1:58.663		8	29.397	112.6	58.024	97.8	32.199	104.4		1:59.620	
3	29.181	114.3	57.826	100.1	32.584	105.2		1:59.591		9	29.242	113.5	56.874	100.7	31.923	107.1		1:58.039	
4	29.383	114.1	57.038	100.3	33.411	105.4		1:59.832		10	28.939	114.5	56.973	100.0	32.143	106.1		1:58.055	
5	29.321	113.3	57.269	98.9	32.643	104.9		1:59.233		11	28.930	114.7	56.981	100.6	31.872	106.4		1:57.783	
6	29.834	111.5	57.277	100.4	32.236	106.4		1:59.347		12									

22 Peter Horsman (12)									Lotus 18/21										
lap	Sect-1	Speed	Sect-2	Speed	Sect-3	Speed	TopSpeed	laptime	pit	lap	Sect-1	Speed	Sect-2	Speed	Sect-3	Speed	Topspeed	laptime	pit
1				107.1	31.264	113.8		1:59.840		7	27.653	123.9	56.983	108.4	31.569	112.3		1:56.205	
2	28.113	123.2	55.689	107.8	31.756	113.4		1:55.558		8	28.310	122.8	55.790	106.2	31.497	112.3		1:55.597	
3	27.840	123.2	56.060	107.2	31.643	114.0		1:55.543		9	28.268	123.7	55.536	106.9	31.426	114.0		1:55.230	
4	27.896	123.0	55.614	109.3	31.304	114.4		1:54.814		10	28.205	119.5	56.763	107.9	31.402	113.4		1:56.370	
5	27.810	123.0	56.773	103.8	32.464	111.9		1:57.047		11	28.314	122.3	56.165	105.9	31.763	111.7		1:56.242	
6	29.156	120.0	56.590	105.9	31.638	113.0		1:57.384		12									



Session Start: 14:14:05 - Finish: 14:35:25
Weather/Track Conditions: Bright / Dry
Circuit: Oulton Park International
Track Length: 4.332 Km - 2.6918 miles

Oulton Park Gold Cup Historic Race Meeting - 27 - 29 Aug 2016

The Historic Gold Cup for HGPCA Pre '66 Grand Prix Cars

Race 4 - Sector Analysis

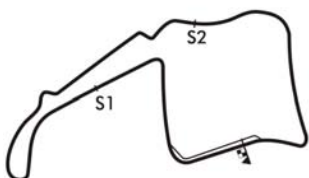
41 Brian Maile (7C)										Cooper T41									
lap	Sect-1	Speed	Sect-2	Speed	Sect-3	Speed	TopSpeed	laptime	pit	lap	Sect-1	Speed	Sect-2	Speed	Sect-3	Speed	Topspeed	laptime	pit
1			1:05.019	87.2	37.309	88.9		2:25.579		6	33.892	98.1	1:06.299	83.6	37.552	93.0		2:17.743	
2	34.293	99.5	1:05.375	87.3	37.320	91.1		2:16.988		7	33.669	99.1	1:07.054	87.0	36.884	92.2		2:17.607	
3	33.608	98.2	1:05.907	88.0	37.166	91.7		2:16.681		8	33.081	99.2	1:05.534	87.6	36.980	92.0		2:15.595	
4	33.556	97.9	1:05.382	84.6	37.821	92.2		2:16.759		9	33.485	97.1	1:06.676	87.0	36.994	91.7		2:17.155	
5	34.565	96.7	1:04.963	87.8	36.834	92.2		2:16.362		10	33.221	96.8	1:05.623	87.1	37.157	85.2		2:16.001	

43 Clive Wilson (7C)										Cooper T43									
lap	Sect-1	Speed	Sect-2	Speed	Sect-3	Speed	TopSpeed	laptime	pit	lap	Sect-1	Speed	Sect-2	Speed	Sect-3	Speed	Topspeed	laptime	pit
1				90.6	34.644	95.2		2:16.961		7	32.599	102.9	1:01.718	90.9	34.798	95.2		2:09.115	
2	30.733	106.4	1:00.864	89.8	35.052	93.9		2:06.649		8	31.256	105.1	1:00.548	90.1	34.525	94.8		2:06.329	
3	30.919	104.6	1:00.867	87.0	35.123	93.9		2:06.909		9	30.688	104.4	1:00.452	92.0	34.506	94.8		2:05.646	
4	31.242	105.2	1:01.354	88.4	35.104	93.5		2:07.700		10	31.101	104.4	59.902	89.5	34.359	95.6		2:05.362	
5	31.132	104.9	1:00.991	88.8	34.719	95.4		2:06.842		11	31.193	104.6	1:00.102	90.3	34.576	94.0		2:05.871	
6	32.000	104.4	1:00.562	90.4	34.217	95.5		2:06.779		12									

45 Scotty Taylor (7C)										Cooper T45									
lap	Sect-1	Speed	Sect-2	Speed	Sect-3	Speed	TopSpeed	laptime	pit	lap	Sect-1	Speed	Sect-2	Speed	Sect-3	Speed	Topspeed	laptime	pit
1		104.4	1:05.311	88.0	36.882	93.0		2:25.677		6	33.101	102.9	1:06.148	87.7	38.679	92.7		2:17.928	
2	33.222	104.0	1:05.425	89.4	37.416	93.1		2:16.063		7	33.796	103.2	1:05.633	88.9	37.261	93.1		2:16.690	
3	33.361	102.7	1:05.331	89.1	37.664	92.8		2:16.356		8	32.714	102.7	1:04.957	88.0	37.318	94.5		2:14.989	
4	33.207	102.9	1:05.710	86.5	37.429	93.0		2:16.346		9	32.837	103.3	1:07.175	76.7	38.062	93.9		2:18.074	
5	33.866	104.0	1:04.917	88.6	37.315	92.2		2:16.098		10	32.967	102.9	1:05.818	89.1	37.784	94.8		2:16.569	

47 Brian Jolliffe (9)										Cooper T45									
lap	Sect-1	Speed	Sect-2	Speed	Sect-3	Speed	TopSpeed	laptime	pit	lap	Sect-1	Speed	Sect-2	Speed	Sect-3	Speed	Topspeed	laptime	pit
1				101.3	33.727	106.6		2:12.513		7	32.186	112.2	1:00.999	96.0	34.729	105.9		2:07.914	
2	30.297	110.9	1:00.627	100.0	33.472	107.4		2:04.396		8	31.712	104.8	1:00.194	99.5	34.299	106.7		2:06.205	
3	30.763	109.7	1:00.457	95.3	34.398	106.6		2:05.618		9	30.621	111.1	59.962	99.7	34.496	105.6		2:05.079	
4	31.173	110.2	1:00.180	100.1	33.886	107.1		2:05.239		10	31.193	108.8	1:00.256	97.9	34.564	94.4		2:06.013	
5	31.614	106.9	1:00.036	99.7	34.591	103.8		2:06.241		11	31.572	108.6	1:00.021	99.8	34.142	105.9		2:05.735	
6	43.467	102.9	1:00.399	88.6	34.222	108.1		2:18.088		12									

71 Alan Baillie (10)										Cooper T71/73									
lap	Sect-1	Speed	Sect-2	Speed	Sect-3	Speed	TopSpeed	laptime	pit	lap	Sect-1	Speed	Sect-2	Speed	Sect-3	Speed	Topspeed	laptime	pit
1				97.9	33.186	108.6		2:08.707		7	29.205	113.3	58.115	96.4	32.895	109.0		2:00.215	
2	30.070	107.8	59.302	89.3	33.829	106.7		2:03.201		8	29.231	111.5	57.672	94.3	32.725	108.8		1:59.628	
3	30.347	99.4	59.976	86.9	33.945	106.2		2:04.268		9	1:08.594	101.9	58.932	96.1	32.770	107.4		2:40.296	
4	29.724	112.4	59.445	90.6	33.130	109.5		2:02.299		10	30.039	112.4	58.763	92.5	33.093	106.6		2:01.895	
5	29.895	113.5	58.448	96.3	32.875	109.3		2:01.218		11	29.576	110.9	58.454	90.5	33.176	109.0		2:01.206	
6	29.680	113.2	57.848	97.7	32.707	109.3		2:00.235		12									



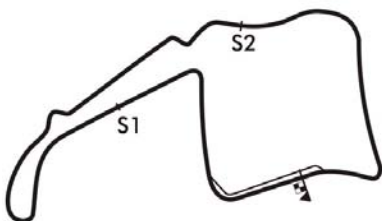
Session Start: 14:14:05 - Finish: 14:35:25
Weather/Track Conditions: Bright / Dry
Circuit: Oulton Park International
Track Length: 4.332 Km - 2.6918 miles

Oulton Park Gold Cup Historic Race Meeting - 27 - 29 Aug 2016

The Historic Gold Cup for HGPCA Pre '66 Grand Prix Cars

Race 4 - Best Sector Speeds

	NO	SECTOR 1	MPH	NO	SECTOR 2	MPH	NO	SECTOR 3	MPH
1	22	Peter Horsman	123.9	22	Peter Horsman	109.3	2	Rod Jolley	114.6
2	2	Rod Jolley	123.2	2	Rod Jolley	108.8	12	Rudi Friedrichs	114.6
3	12	Rudi Friedrichs	123.0	12	Rudi Friedrichs	107.9	3	Barry Cannell	114.4
4	3	Barry Cannell	120.6	3	Barry Cannell	104.9	22	Peter Horsman	114.4
5	14	Richard Wilson	117.9	23	Andrew Smith	103.5	14	Richard Wilson	111.9
6	23	Andrew Smith	116.7	14	Richard Wilson	102.7	71	Alan Baillie	109.5
7	26	Andrew Wareing	115.9	7	Paul Griffin	102.1	23	Andrew Smith	109.2
8	21	Dan Collins	115.5	47	Brian Jolliffe	101.3	47	Brian Jolliffe	108.1
9	71	Alan Baillie	113.5	26	Andrew Wareing	101.2	21	Dan Collins	107.1
10	7	Paul Griffin	112.8	21	Dan Collins	100.7	26	Andrew Wareing	104.4
11	47	Brian Jolliffe	112.2	71	Alan Baillie	97.9	40	Sid Hoole	104.1
12	35	Iain Rowley	111.7	40	Sid Hoole	97.0	7	Paul Griffin	103.4
13	40	Sid Hoole	111.5	27	Ed Morris	96.3	27	Ed Morris	101.7
14	27	Ed Morris	110.0	28	Anthony Goddard	95.7	35	Iain Rowley	101.7
15	28	Anthony Goddard	109.1	35	Iain Rowley	95.2	28	Anthony Goddard	101.6
16	43	Clive Wilson	106.4	43	Clive Wilson	92.0	43	Clive Wilson	95.6
17	45	Scotty Taylor	104.4	45	Scotty Taylor	89.4	45	Scotty Taylor	94.8
18	41	Brian Maile	100.4	41	Brian Maile	88.0	34	John Bussey	94.0
19	34	John Bussey	100.3	34	John Bussey	87.2	41	Brian Maile	93.0



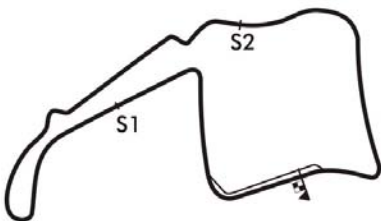
Session Start: 14:14:05 - Finish: 14:35:25
Weather/Track Conditions: Bright / Dry
Circuit: Oulton Park International
Track Length: 4.332 Km - 2.6918 miles

Oulton Park Gold Cup Historic Race Meeting - 27 - 29 Aug 2016

The Historic Gold Cup for HGPCA Pre '66 Grand Prix Cars

Race 4 - Best Sector Times

POS	NO	DRIVER/S	Sector 1			Sector 2			Sector 3			IDEAL LAP	BEST LAP	On
			TIME	LAP	POS	TIME	LAP	POS	TIME	LAP	POS			
1	22	Peter Horsman	27.653	7	1	55.536	9	2	31.264	1	1	1:54.453	1:54.814	4
2	2	Rod Jolley	28.453	9	4	55.447	8	1	31.462	6	2	1:55.362	1:55.892	8
3	12	Rudi Friedrichs	28.383	10	2	55.594	6	3	31.590	6	3	1:55.567	1:55.737	6
4	27	Ed Morris	28.694	9	5	55.629	8	4	32.098	6	6	1:56.421	1:56.565	6
5	21	Dan Collins	28.930	11	7	56.798	7	6	31.872	11	5	1:57.600	1:57.783	11
6	23	Andrew Smith	28.854	9	6	56.829	11	7	31.766	7	4	1:57.449	1:57.907	10
7	14	Richard Wilson	28.981	7	8	57.127	8	8	32.396	6	7	1:58.504	1:59.324	7
8	35	Iain Rowley	29.421	11	10	57.632	8	9	32.736	11	10	1:59.789	2:00.195	8
9	40	Sid Hoole	30.173	10	12	58.901	10	11	33.314	4	11	2:02.388	2:02.629	10
10	71	Alan Baillie	29.205	7	9	57.672	8	10	32.707	6	9	1:59.584	1:59.628	8
11	26	Andrew Wareing	29.683	8	11	59.889	6	13	33.477	4	13	2:03.049	2:03.986	2
12	47	Brian Jolliffe	30.297	2	13	59.962	9	15	33.472	2	12	2:03.731	2:04.396	2
13	43	Clive Wilson	30.688	9	16	59.902	10	14	34.217	6	16	2:04.807	2:05.362	10
14	28	Anthony Goddard	30.516	9	15	1:00.189	10	16	33.650	10	14	2:04.355	2:05.033	9
15	34	John Bussey	31.264	7	17	1:01.328	3	17	35.133	4	17	2:07.725	2:08.361	7
16	7	Paul Griffin	30.307	7	14	59.254	10	12	34.155	9	15	2:03.716	2:04.408	10
17	45	Scotty Taylor	32.714	8	18	1:04.917	5	18	36.882	1	19	2:14.513	2:14.989	8
18	41	Brian Maile	33.081	8	19	1:04.963	5	19	36.834	5	18	2:14.878	2:15.595	8
19	3	Barry Cannell	28.409	3	3	55.752	3	5	32.421	2	8	1:56.582	1:56.617	3



Session Start: 14:14:05 - Finish: 14:35:25
Weather/Track Conditions Bright / Dry
Circuit: Oulton Park International
Track Length: 4.332 Km - 2.6918 miles

Oulton Park Gold Cup Historic Race Meeting - 27 - 29 Aug 2016

The Historic Gold Cup for HGPCA Pre '66 Grand Prix Cars

Race 14 - Starting Grid

Sheet No:

Start Time : 12:25 - Heat Duration : 20 Minutes

10		19 3 Barry Cannell	
9		17 45 Scotty Taylor	18 41 Brian Maile
8		15 34 John Bussey	16 7 Paul Griffin
7		13 43 Clive Wilson	14 28 Anthony Goddard
6		11 26 Andrew Wareing	12 47 Brian Jolliffe
5		9 40 Sid Hoole	10 71 Alan Baillie
4		7 14 Richard Wilson	8 35 Iain Rowley
3		5 21 Dan Collins	6 23 Andrew Smith
2		3 12 Rudi Friedrichs	4 27 Ed Morris
1		1 22 Peter Horsman	2 2 Rod Jolley
ROW		Pole Right	

These results are provisional until the conclusion of any judicial and technical matters.		<i>Circuit: Oulton Park International</i>
		<i>Track Length: 4.332 Km - 2.6918 miles</i>
Clerk of the Course:	Timekeeper:	Issued at:
Julian Floyd	Nick Palmer	

Oulton Park Gold Cup Historic Race Meeting - 27 - 29 Aug 2016

The Historic Gold Cup for HGPCA Pre '66 Grand Prix Cars

Race 14 - Classification

Sheet No:

POS	NO	DRIVER/S	CLASS	CLASS POS	CAR MAKE / MODEL	TIME	LAPS	GAP	DIFF	MPH	BEST	ON
1	22	Peter Horsman	12	1	Lotus 18/21	21:27.971	11	-- 11 laps		82.76	1:54.741	2
2	2	Rod Jolley	7B	1	Cooper T45/51	21:29.135	11	1.164	1.164	82.69	1:55.725	5
3	21	Dan Collins	10	1	Lotus 21	21:37.680	11	9.709	8.545	82.14	1:55.952	7
4	3	Barry Cannell	7B	2	Cooper T51	21:49.205	11	21.234	11.525	81.42	1:54.764	4
5	35	Iain Rowley	10	2	Assegai F1	21:57.622	11	29.651	8.417	80.90	1:57.520	4
6	23	Andrew Smith	9	1	Cooper T43	21:58.267	11	30.296	0.645	80.86	1:57.141	8
7	71	Alan Baillie	10	3	Cooper T71/73	22:35.505	11	1:07.534	37.238	78.63	2:01.610	2
8	40	Sid Hoole	7C	1	Cooper T41	22:58.294	11	1:30.323	22.789	77.34	2:02.646	4
9	7	Paul Griffin	7B	3	Cooper T51	23:03.561	11	1:35.590	5.267	77.04	2:03.623	9
10	34	John Bussey	7C	2	Cooper T43	21:30.519	10	-- 10 laps	31.936	75.09	2:06.707	9
11	26	Andrew Wareing	11	1	BRM P261	21:30.721	10	0.202	0.202	75.07	2:04.487	3
12	43	Clive Wilson	7C	3	Cooper T43	21:42.183	10	11.664	11.462	74.42	2:06.264	9
13	45	Scotty Taylor	7C	4	Cooper T45	22:54.213	10	1:23.694	1:12.030	70.51	2:14.952	4
14	41	Brian Maile	7C	5	Cooper T41	23:28.326	10	1:57.807	34.113	68.80	2:18.255	10
15	14	Richard Wilson	7B	4	Cooper T51	22:28.655	9	-- 9 laps --	1:18.584	64.67	2:02.326	9
----- NOT CLASSIFIED -----												
DNF 12		Rudi Friedrichs	7B		Cooper T53	17:39.520	9	-- 9 laps --		82.31	1:55.912	9
DNF 47		Brian Jolliffe	9		Cooper T45	18:43.635	9	-- 9 laps --	1:04.115	77.62	2:02.596	4
DNF 27		Ed Morris	10		Lotus 18	13:55.934	7	-- 7 laps --		81.14	1:57.267	3

----- FASTEST LAP SUMMARY -----

NO	DRIVER/S	CLASS	CAR MAKE / MODEL	FASTEST LAP	ON	MPH
22	Peter Horsman	12	Lotus 18/21	1:54.741	2	84.45
3	Barry Cannell	7B	Cooper T51	1:54.764	4	84.44
21	Dan Collins	10	Lotus 21	1:55.952	7	83.57
23	Andrew Smith	9	Cooper T43	1:57.141	8	82.72
40	Sid Hoole	7C	Cooper T41	2:02.646	4	79.01
26	Andrew Wareing	11	BRM P261	2:04.487	3	77.84

Car 28 - non starter

Session Start: 12:42:49 - Finish: 13:04:16

Weather/Track Conditions: Bright / Dry

Circuit: Oulton Park International

Track Length: 4.332 Km - 2.6918 miles

These results are provisional until the conclusion of any judicial and technical matters.

Clerk of the Course:

Timekeeper:

Issued at:

Julian Floyd

Nick Palmer



Printed : 29-08-2016 - 13:06

Oulton Park Gold Cup Historic Race Meeting - 27 - 29 Aug 2016

The Historic Gold Cup for HGPCA Pre '66 Grand Prix Cars

Race 14 - Lap Chart

Lap 1			Lap 2			Lap 3			Lap 4			Lap 5			Lap 6		
NO	Behind	Laptime	NO	Behind	Laptime	NO	Behind	Laptime	NO	Behind	Laptime	NO	Behind	Laptime	NO	Behind	Laptime
2		2:02.412	2		1:56.333	22		1:57.205	2		1:55.757	2		1:55.725	22		1:54.894
12	1.585	2:03.997	22	0.755	1:54.741	2	0.384	1:58.344	22	0.321	1:56.462	22	0.731	1:56.135	2	0.503	1:56.128
27	2.272	2:04.684	12	2.260	1:57.008	12	1.906	1:57.606	12	2.706	1:56.941	12	3.708	1:56.727	12	5.384	1:57.301
22	2.347	2:04.759	27	3.555	1:57.616	27	2.862	1:57.267	21	4.639	1:57.850	21	6.277	1:57.363	21	7.615	1:56.963
21	3.306	2:05.718	21	4.032	1:57.059	21	2.930	1:56.858	27	5.252	1:58.531	14	2 LAPS	2:06.072	27	9.270	1:57.296
23	4.096	2:06.508	23	6.585	1:58.822	23	6.307	1:57.682	23	8.220	1:58.054	27	7.599	1:58.072	41	1 LAP	2:23.876
35	5.598	2:08.010	35	8.392	1:59.127	35	8.553	1:58.121	35	9.932	1:57.520	23	12.409	1:59.914	14	2 LAPS	2:04.779
71	7.566	2:09.978	71	12.843	2:01.610	3	12.267	1:57.353	3	10.890	1:54.764	35	12.592	1:58.385	23	16.322	1:59.538
47	9.814	2:12.226	3	12.874	1:59.351	71	16.786	2:01.903	71	22.761	2:02.116	3	18.118	2:02.953	3	18.124	1:55.631
3	9.856	2:12.268	47	18.463	2:04.982	47	24.347	2:03.844	47	30.802	2:02.596	71	30.184	2:03.148	35	19.127	2:02.160
40	12.921	2:15.333	40	19.741	2:03.153	40	25.405	2:03.624	40	31.910	2:02.646	47	38.649	2:03.572	71	38.107	2:03.548
7	14.114	2:16.526	7	21.471	2:03.690	7	27.660	2:04.149	7	36.540	2:05.021	40	39.256	2:03.071	47	47.177	2:04.153
43	15.494	2:17.906	26	25.087	2:05.425	26	31.614	2:04.487	26	41.372	2:05.899	7	46.237	2:05.422	40	47.847	2:04.216
26	15.995	2:18.407	43	27.517	2:08.356	43	36.874	2:07.317	43	50.203	2:09.470	26	55.740	2:10.093	7	56.124	2:05.512
34	18.480	2:20.892	34	31.021	2:08.874	34	40.950	2:07.889	34	52.355	2:07.546	43	1:02.177	2:07.699	26	1:05.781	2:05.666
45	23.578	2:25.990	45	44.971	2:17.726	45	1:03.567	2:16.556	45	1:22.378	2:14.952	34	1:03.878	2:07.248	43	1:13.367	2:06.815
41	27.126	2:29.538	41	51.173	2:20.380	41	1:12.315	2:19.102	41	1:37.563	2:21.389	45	1:42.456	2:15.803	34	1:15.060	2:06.807
			14	1 LAP	5:43.450	14	1 LAP	2:05.879									

Session Start: 12:42:49 - Finish: 13:04:16
Weather/Track Conditions Bright / Dry
Circuit: Oulton Park International
Track Length: 4.332 Km - 2.6918 miles

Oulton Park Gold Cup Historic Race Meeting - 27 - 29 Aug 2016

The Historic Gold Cup for HGPCA Pre '66 Grand Prix Cars

Race 14 - Lap Chart

Lap 7			Lap 8			Lap 9			Lap 10			Lap 11		
NO	Behind	Laptime	NO	Behind	Laptime	NO	Behind	Laptime	NO	Behind	Laptime	NO	Behind	Laptime
22		1:57.488	22		1:56.387	22		1:56.520	22		1:55.726	22		1:57.654
2	0.503	1:57.488	2	0.306	1:56.190	2	0.390	1:56.604	2	0.395	1:55.731	2	1.164	1:58.423
12	5.102	1:57.206	12	5.537	1:56.822	12	4.929	1:55.912	21	8.239	1:57.923	34	1 LAP	2:10.550
21	6.079	1:55.952	21	6.444	1:56.752	21	6.042	1:56.118	3	22.082	1:55.790	26	1 LAP	2:16.999
45	1 LAP	2:16.906	3	22.943	1:56.918	3	22.018	1:55.595	35	29.266	1:57.948	21	9.709	1:59.124
27	14.250	2:02.468	35	25.454	1:58.158	35	27.044	1:58.110	23	29.397	1:57.580	43	1 LAP	2:23.603
3	22.412	2:01.776	23	26.718	1:57.141	23	27.543	1:57.345	14	2 LAPS	2:05.862	3	21.234	1:56.806
35	23.683	2:02.044	45	1 LAP	2:17.116	45	1 LAP	2:15.375	71	1:02.885	2:04.111	35	29.651	1:58.039
23	25.964	2:07.130	14	2 LAPS	2:06.183	14	2 LAPS	2:05.653	45	1 LAP	2:17.399	23	30.296	1:58.553
14	2 LAPS	2:08.451	71	49.238	2:02.329	71	54.500	2:01.782	40	1:20.516	2:06.506	14	2 LAPS	2:02.326
41	1 LAP	2:18.472	41	1 LAP	2:18.368	47	1:09.044	2:04.009	7	1:28.266	2:05.873	71	1:07.534	2:02.303
71	43.296	2:02.677	47	1:01.555	2:03.656	40	1:09.736	2:04.005	41	1 LAP	2:19.515	45	1 LAP	2:16.390
47	54.286	2:04.597	40	1:02.251	2:04.059	41	1 LAP	2:19.431	40	1:30.323	2:07.461	40	1:30.323	2:07.461
40	54.579	2:04.220	7	1:11.016	2:03.844	7	1:18.119	2:03.623	7	1:35.590	2:04.978	7	1:35.590	2:04.978
7	1:03.559	2:04.923	26	1:27.905	2:07.786	26	1:39.131	2:07.746	41	1 LAP	2:18.255	41	1 LAP	2:18.255
26	1:16.506	2:08.213	43	1:34.245	2:07.304	43	1:43.989	2:06.264						
43	1:23.328	2:07.449	34	1:35.191	2:06.960	34	1:45.378	2:06.707						
34	1:24.618	2:07.046												

Session Start: 12:42:49 - Finish: 13:04:16
Weather/Track Conditions Bright / Dry
Circuit: Oulton Park International
Track Length: 4.332 Km - 2.6918 miles

Oulton Park Gold Cup Historic Race Meeting - 27 - 29 Aug 2016

The Historic Gold Cup for HGPCA Pre '66 Grand Prix Cars

Race 14 - Sector Analysis

2 Rod Jolley (7B)									Cooper T45/51								
lap	Sect-1	Speed	Sect-2	Speed	Sect-3	Speed	TopSpeed	laptime pit	lap	Sect-1	Speed	Sect-2	Speed	Sect-3	Speed	Topspeed	laptime pit
1		120.8	56.344	107.4	31.587	112.3		2:02.412	7	28.782	122.3	56.496	102.1	32.210	113.4		1:57.488
2	28.368	122.8	56.201	106.7	31.764	112.8		1:56.333	8	28.620	123.2	56.013	108.8	31.557	114.0		1:56.190
3	28.302	121.9	55.509	108.1	34.533	114.6		1:58.344	9	28.470	123.5	56.658	106.7	31.476	113.6		1:56.604
4	28.507	123.2	55.796	108.6	31.454	114.0		1:55.757	10	28.520	123.5	56.014	108.3	31.197	115.1		1:55.731
5	28.768	122.3	55.689	109.0	31.268	113.4		1:55.725	11	28.457	123.7	55.737	108.4	34.229	112.1		1:58.423
6	28.268	121.9	55.914	106.2	31.946	114.9		1:56.128	12								

3 Barry Cannell (7B)									Cooper T51								
lap	Sect-1	Speed	Sect-2	Speed	Sect-3	Speed	TopSpeed	laptime pit	lap	Sect-1	Speed	Sect-2	Speed	Sect-3	Speed	Topspeed	laptime pit
1		115.3	58.804	105.9	32.568	114.6		2:12.268	7	28.958	114.9	1:01.037	104.1	31.781	113.4		2:01.776
2	29.205	120.2	57.195	98.7	32.951	111.1		1:59.351	8	28.699	117.3	55.567	108.1	32.652	115.1		1:56.918
3	28.740	118.1	55.797	105.7	32.816	111.1		1:57.353	9	28.875	118.7	55.464	104.0	31.256	115.3		1:55.595
4	28.491	118.9	55.170	108.6	31.103	114.8		1:54.764	10	28.334	115.3	55.931	104.3	31.525	107.1		1:55.790
5	28.030	113.7	55.268	102.4	39.655	109.2		2:02.953	11	28.618	117.3	55.592	105.1	32.596	109.7		1:56.806
6	28.856	119.1	54.654	109.1	32.121	116.5		1:55.631	12								

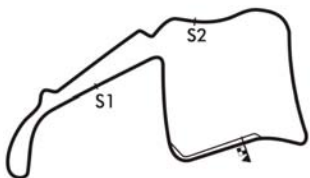
7 Paul Griffin (7B)									Cooper T51								
lap	Sect-1	Speed	Sect-2	Speed	Sect-3	Speed	TopSpeed	laptime pit	lap	Sect-1	Speed	Sect-2	Speed	Sect-3	Speed	Topspeed	laptime pit
1		109.1	1:01.343	96.1	34.733	105.4		2:16.526	7	30.960	109.3	59.857	101.0	34.106	106.2		2:04.923
2	30.226	113.3	59.264	102.7	34.200	106.7		2:03.690	8	30.326	114.1	59.679	98.9	33.839	105.4		2:03.844
3	30.716	110.0	59.734	100.9	33.699	107.8		2:04.149	9	30.335	112.8	59.441	101.0	33.847	107.8		2:03.623
4	30.652	110.6	59.916	100.6	34.453	104.7		2:05.021	10	31.194	111.1	1:00.083	98.5	34.596	104.1		2:05.873
5	30.966	112.2	59.632	99.8	34.824	102.8		2:05.422	11	30.971	110.4	59.508	98.5	34.499	96.6		2:04.978
6	30.824	107.1	1:00.431	99.8	34.257	106.2		2:05.512	12								

12 Rudi Friedrichs (7B)									Cooper T53								
lap	Sect-1	Speed	Sect-2	Speed	Sect-3	Speed	TopSpeed	laptime pit	lap	Sect-1	Speed	Sect-2	Speed	Sect-3	Speed	Topspeed	laptime pit
1		119.1	57.039	105.4	32.339	111.5		2:03.997	6	29.101	122.8	55.960	108.6	32.240	115.1		1:57.301
2	28.834	121.3	56.466	106.7	31.708	113.0		1:57.008	7	28.776	122.6	56.047	107.8	32.383	114.4		1:57.206
3	29.148	122.1	56.510	108.4	31.948	114.6		1:57.606	8	28.400	123.0	56.643	108.1	31.779	115.5		1:56.822
4	28.432	123.5	56.518	108.4	31.991	113.8		1:56.941	9	28.468	123.2	55.969	108.1	31.475	116.1		1:55.912
5	28.484	122.6	56.493	107.6	31.750	114.8		1:56.727	10								

14 Richard Wilson (7B)									Cooper T51								
lap	Sect-1	Speed	Sect-2	Speed	Sect-3	Speed	TopSpeed	laptime pit	lap	Sect-1	Speed	Sect-2	Speed	Sect-3	Speed	Topspeed	laptime pit
1		114.3	59.716	102.1	4:04.347	95.2		5:43.450	6	30.663	105.9	1:00.623	94.3	34.897	102.8		2:06.183
2	31.670	107.9	1:00.202	97.4	34.007	102.8		2:05.879	7	30.558	110.4	59.566	97.4	35.529	100.8		2:05.653
3	30.572	108.1	1:01.107	93.4	34.393	102.2		2:06.072	8	30.612	114.3	1:00.927	94.8	34.323	105.9		2:05.862
4	30.780	107.8	59.632	96.7	34.367	103.3		2:04.779	9	29.949	113.7	58.127	100.0	34.250	109.0		2:02.326
5	30.678	116.5	1:03.126	93.4	34.647	100.5		2:08.451	10								

21 Dan Collins (10)									Lotus 21								
lap	Sect-1	Speed	Sect-2	Speed	Sect-3	Speed	TopSpeed	laptime pit	lap	Sect-1	Speed	Sect-2	Speed	Sect-3	Speed	Topspeed	laptime pit
1		111.5	57.775	100.7	32.194	107.4		2:05.718	7	28.392	114.9	55.731	101.6	31.829	104.6		1:55.952
2	28.545	116.1	56.508	102.7	32.006	107.1		1:57.059	8	28.632	114.7	56.349	101.9	31.771	106.9		1:56.752
3	28.571	116.3	56.235	102.4	32.052	107.9		1:56.858	9	28.520	114.9	55.990	101.8	31.608	107.1		1:56.118
4	29.292	115.3	56.718	100.0	31.840	105.6		1:57.850	10	28.910	112.6	57.172	100.4	31.841	104.9		1:57.923
5	29.277	113.9	56.240	101.6	31.846	105.4		1:57.363	11	29.506	112.6	56.876	99.5	32.742	104.2		1:59.124
6	29.054	114.7	56.052	101.5	31.857	105.7		1:56.963	12								

22 Peter Horsman (12)									Lotus 18/21								
lap	Sect-1	Speed	Sect-2	Speed	Sect-3	Speed	TopSpeed	laptime pit	lap	Sect-1	Speed	Sect-2	Speed	Sect-3	Speed	Topspeed	laptime pit
1		121.7	57.365	111.1	30.812	117.2		2:04.759	7	28.799	122.1	56.461	100.7	32.228	114.2		1:57.488
2	28.214	126.0	55.387	110.2	31.140	117.0		1:54.741	8	28.670	123.5	55.924	109.7	31.793	114.6		1:56.387
3	27.873	124.6	55.624	110.0	33.708	111.5		1:57.205	9	28.453	123.2	56.581	108.8	31.486	113.8		1:56.520
4	28.459	116.7	57.031	110.6	30.972	117.0		1:56.462	10	28.395	124.8	55.884	110.6	31.447	116.1		1:55.726
5	28.663	122.6	56.354	111.7	31.118	115.3		1:56.135	11	28.147	123.9	55.941	109.7	33.566	112.8		1:57.654
6	27.733	125.3	55.199	97.5	31.962	115.3		1:54.894	12								



Session Start: 12:42:49 - Finish: 13:04:16

Weather/Track Conditions: Bright / Dry

Circuit: Oulton Park International

Track Length: 4.332 Km - 2.6918 miles

Oulton Park Gold Cup Historic Race Meeting - 27 - 29 Aug 2016

The Historic Gold Cup for HGPCA Pre '66 Grand Prix Cars

Race 14 - Sector Analysis

23 Andrew Smith (9)									Cooper T43										
lap	Sect-1	Speed	Sect-2	Speed	Sect-3	Speed	TopSpeed	laptime	pit	lap	Sect-1	Speed	Sect-2	Speed	Sect-3	Speed	Topspeed	laptime	pit
1		111.1	58.470	96.8	32.462	109.3		2:06.508		7	30.379	110.9	1:03.834	101.3	32.917	108.3		2:07.130	
2	28.665	116.7	57.185	101.8	32.972	107.9		1:58.822		8	28.812	114.1	56.242	104.0	32.087	105.2		1:57.141	
3	28.693	115.7	56.608	103.0	32.381	107.6		1:57.682		9	29.135	114.5	56.419	104.6	31.791	109.7		1:57.345	
4	28.987	114.5	56.831	101.2	32.236	107.8		1:58.054		10	28.884	114.3	56.581	101.9	32.115	110.2		1:57.580	
5	29.016	114.1	56.741	98.7	34.157	107.6		1:59.914		11	29.914	115.3	56.036	103.5	32.603	103.0		1:58.553	
6	29.780	115.5	57.297	92.1	32.461	108.8		1:59.538		12									

26 Andrew Wareing (11)									BRM P261										
lap	Sect-1	Speed	Sect-2	Speed	Sect-3	Speed	TopSpeed	laptime	pit	lap	Sect-1	Speed	Sect-2	Speed	Sect-3	Speed	Topspeed	laptime	pit
1		110.8	1:01.994	96.4	34.651	104.1		2:18.407		6	30.935	111.5	1:00.728	98.4	34.003	101.3		2:05.666	
2	30.819	115.1	59.736	99.7	34.870	103.4		2:05.425		7	30.717	112.0	1:01.868	95.1	35.628	98.7		2:08.213	
3	30.195	112.8	1:00.200	99.5	34.092	102.8		2:04.487		8	30.967	111.7	1:01.919	95.9	34.900	98.0		2:07.786	
4	30.703	113.5	1:00.883	98.9	34.313	100.5		2:05.899		9	31.015	109.3	1:02.027	91.2	34.704	99.0		2:07.746	
5	30.958	111.5	1:04.877	92.0	34.258	101.4		2:10.093		10	31.250	110.2	1:06.534	88.1	39.215	82.2		2:16.999	

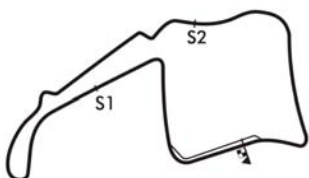
27 Ed Morris (10)									Lotus 18										
lap	Sect-1	Speed	Sect-2	Speed	Sect-3	Speed	TopSpeed	laptime	pit	lap	Sect-1	Speed	Sect-2	Speed	Sect-3	Speed	Topspeed	laptime	pit
1		108.4	57.078	95.6	32.224	102.5		2:04.684		5	29.022	108.8	56.364	98.5	32.686	100.8		1:58.072	
2	29.198	110.9	56.345	97.0	32.073	101.7		1:57.616		6	29.293	108.6	55.734	96.8	32.269	100.8		1:57.296	
3	28.581	110.2	56.489	97.2	32.197	102.8		1:57.267		7	28.562	109.5	55.621	96.6				2:02.468	
4	29.297	109.5	57.030	98.8	32.204	102.8		1:58.531		8									

34 John Bussey (7C)									Cooper T43										
lap	Sect-1	Speed	Sect-2	Speed	Sect-3	Speed	TopSpeed	laptime	pit	lap	Sect-1	Speed	Sect-2	Speed	Sect-3	Speed	Topspeed	laptime	pit
1		99.2	1:02.473	87.5	35.906	93.5		2:20.892		6	30.918	100.3	1:01.174	88.4	34.715	94.8		2:06.807	
2	31.736	99.5	1:01.323	88.0	35.815	94.4		2:08.874		7	31.350	98.9	1:00.818	88.7	34.878	94.7		2:07.046	
3	31.335	99.1	1:01.130	87.5	35.424	94.2		2:07.889		8	31.313	100.0	1:00.730	88.7	34.917	94.8		2:06.960	
4	31.366	99.5	1:01.034	88.6	35.146	94.3		2:07.546		9	31.319	99.1	1:00.612	88.6	34.776	94.5		2:06.707	
5	31.275	98.7	1:00.905	88.4	35.068	94.4		2:07.248		10	31.067	100.7	1:02.018	87.8	37.465	93.5		2:10.550	

35 Iain Rowley (10)									Assegai F1										
lap	Sect-1	Speed	Sect-2	Speed	Sect-3	Speed	TopSpeed	laptime	pit	lap	Sect-1	Speed	Sect-2	Speed	Sect-3	Speed	Topspeed	laptime	pit
1		113.0	58.862	98.9	32.830	103.0		2:08.010		7	29.014	112.6	1:00.300	97.5	32.730	102.0		2:02.044	
2	29.220	113.0	56.958	98.8	32.949	103.1		1:59.127		8	28.893	113.0	56.465	99.1	32.800	101.1		1:58.158	
3	28.858	113.2	56.642	99.4	32.621	103.1		1:58.121		9	29.011	112.6	57.091	98.5	32.008	102.5		1:58.110	
4	28.800	111.7	56.710	99.1	32.010	104.1		1:57.520		10	28.734	112.4	56.993	99.1	32.221	102.8		1:57.948	
5	28.693	112.6	56.573	100.4	33.119	106.7		1:58.385		11	29.127	111.1	56.563	99.1	32.349	101.4		1:58.039	
6	29.232	112.2	57.479	93.1	35.449	101.4		2:02.160		12									

40 Sid Hoole (7C)									Cooper T41										
lap	Sect-1	Speed	Sect-2	Speed	Sect-3	Speed	TopSpeed	laptime	pit	lap	Sect-1	Speed	Sect-2	Speed	Sect-3	Speed	Topspeed	laptime	pit
1		103.5	1:02.092	95.1	33.878	103.1		2:15.333		7	29.952	112.2	1:00.119	95.5	34.149	105.1		2:04.220	
2	30.414	109.0	59.296	96.4	33.443	103.8		2:03.153		8	32.461	111.1	58.145	97.5	33.453	103.1		2:04.059	
3	30.396	111.7	59.706	97.0	33.522	103.4		2:03.624		9	30.141	111.8	59.494	97.2	34.370	103.0		2:04.005	
4	30.131	111.8	59.233	96.8	33.282	104.1		2:02.646		10	30.061	112.0	1:00.059	98.5	36.386	93.8		2:06.506	
5	30.007	111.1	59.340	97.5	33.724	102.6		2:03.071		11	31.901	106.7	1:00.725	94.1	34.835	95.6		2:07.461	
6	30.806	110.4	59.683	97.0	33.727	103.9		2:04.216		12									

41 Brian Maile (7C)									Cooper T41										
lap	Sect-1	Speed	Sect-2	Speed	Sect-3	Speed	TopSpeed	laptime	pit	lap	Sect-1	Speed	Sect-2	Speed	Sect-3	Speed	Topspeed	laptime	pit
1		92.2	1:05.749	84.8	37.111	91.0		2:29.538		6	33.757	96.8	1:08.213	87.1	36.502	91.6		2:18.472	
2	33.397	97.8	1:08.976	86.3	38.007	89.6		2:20.380		7	34.050	95.1	1:06.577	79.7	37.741	90.0		2:18.368	
3	34.844	95.2	1:06.816	84.9	37.442	91.0		2:19.102		8	34.254	95.5	1:07.920	85.0	37.257	91.2		2:19.431	
4	34.869	95.3	1:08.911	87.1	37.609	89.4		2:21.389		9	33.856	94.5	1:07.807	86.1	37.852	89.5		2:19.515	
5	34.755	96.1	1:07.202	61.7	41.919	89.2		2:23.876		10	34.210	95.7	1:06.563	85.8	37.482	89.0		2:18.255	



Session Start: 12:42:49 - Finish: 13:04:16

Weather/Track Conditions: Bright / Dry

Circuit: Oulton Park International

Track Length: 4.332 Km - 2.6918 miles

Oulton Park Gold Cup Historic Race Meeting - 27 - 29 Aug 2016

The Historic Gold Cup for HGPCA Pre '66 Grand Prix Cars

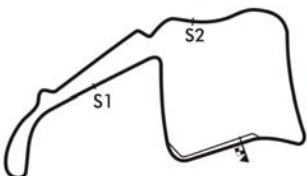
Race 14 - Sector Analysis

43 Clive Wilson (7C)										Cooper T43									
lap	Sect-1	Speed	Sect-2	Speed	Sect-3	Speed	TopSpeed	laptime	pit	lap	Sect-1	Speed	Sect-2	Speed	Sect-3	Speed	Topspeed	laptime	pit
1		104.3	1:02.044	89.3	34.802	95.2		2:17.906		6	31.252	103.3	1:00.420	88.8	35.143	94.4		2:06.815	
2	32.428	104.3	1:00.944	88.6	34.984	96.6		2:08.356		7	31.996	102.9	1:00.877	90.3	34.576	95.0		2:07.449	
3	31.215	103.6	1:00.972	87.7	35.130	94.4		2:07.317		8	31.997	103.3	1:00.444	91.2	34.863	95.1		2:07.304	
4	31.645	101.9	1:02.014	88.1	35.811	93.4		2:09.470		9	31.511	103.5	1:00.021	90.1	34.732	93.8		2:06.264	
5	31.581	104.1	1:01.415	89.5	34.703	95.1		2:07.699		10	31.251	104.3	1:17.041	86.3	35.311	94.0		2:23.603	

45 Scotty Taylor (7C)										Cooper T45									
lap	Sect-1	Speed	Sect-2	Speed	Sect-3	Speed	TopSpeed	laptime	pit	lap	Sect-1	Speed	Sect-2	Speed	Sect-3	Speed	Topspeed	laptime	pit
1		101.8	1:04.860	88.5	36.628	93.0		2:25.990		6	33.111	103.6	1:05.649	81.5	38.146	94.8		2:16.906	
2	33.747	100.3	1:05.247	90.0	38.732	93.1		2:17.726		7	33.275	102.7	1:05.610	89.4	38.231	91.7		2:17.116	
3	33.226	101.6	1:05.873	89.2	37.457	93.4		2:16.556		8	33.039	101.8	1:04.761	91.0	37.575	93.1		2:15.375	
4	33.210	102.1	1:04.520	91.2	37.222	94.5		2:14.952		9	33.555	103.3	1:06.663	91.5	37.181	93.8		2:17.399	
5	32.827	102.7	1:05.663	89.9	37.313	94.7		2:15.803		10	33.006	102.2	1:05.401	87.2	37.983	91.5		2:16.390	

47 Brian Jolliffe (9)										Cooper T45									
lap	Sect-1	Speed	Sect-2	Speed	Sect-3	Speed	TopSpeed	laptime	pit	lap	Sect-1	Speed	Sect-2	Speed	Sect-3	Speed	Topspeed	laptime	pit
1		112.8	59.683	101.3	33.837	100.0		2:12.226		6	30.912	112.6	59.666	100.0	33.575	107.8		2:04.153	
2	30.902	110.8	59.711	99.8	34.369	108.1		2:04.982		7	29.969	111.8	1:00.363	97.5	34.265	105.4		2:04.597	
3	30.386	110.8	1:00.252	100.0	33.206	108.4		2:03.844		8	29.978	111.1	1:00.116	98.8	33.562	107.4		2:03.656	
4	30.035	112.8	58.996	100.1	33.565	105.7		2:02.596		9	30.077	110.6	59.779	100.0	34.153	108.3		2:04.009	
5	30.486	110.8	59.249	101.3	33.837	107.2		2:03.572		10									

71 Alan Baillie (10)										Cooper T71/73									
lap	Sect-1	Speed	Sect-2	Speed	Sect-3	Speed	TopSpeed	laptime	pit	lap	Sect-1	Speed	Sect-2	Speed	Sect-3	Speed	Topspeed	laptime	pit
1		116.3	59.015	97.9	33.476	107.1		2:09.978		7	30.125	113.9	59.151	88.3	33.401	106.9		2:02.677	
2	30.335	113.9	58.157	92.0	33.118	104.2		2:01.610		8	29.833	111.3	58.787	86.5	33.709	105.7		2:02.329	
3	29.998	111.8	58.628	94.9	33.277	102.3		2:01.903		9	29.983	112.2	58.560	96.0	33.239	102.3		2:01.782	
4	30.070	110.8	58.594	92.6	33.452	107.8		2:02.116		10	30.422	112.8	59.699	96.1	33.990	101.9		2:04.111	
5	30.480	107.6	59.117	92.3	33.551	106.1		2:03.148		11	30.030	113.7	58.925	94.0	33.348	106.7		2:02.303	
6	29.828	111.1	59.615	88.0	34.105	101.6		2:03.548		12									



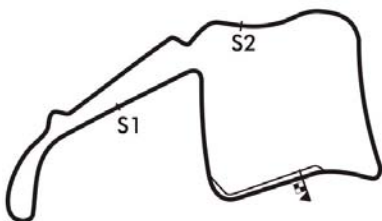
Session Start: 12:42:49 - Finish: 13:04:16
Weather/Track Conditions: Bright / Dry
Circuit: Oulton Park International
Track Length: 4.332 Km - 2.6918 miles

Oulton Park Gold Cup Historic Race Meeting - 27 - 29 Aug 2016

The Historic Gold Cup for HGPCA Pre '66 Grand Prix Cars

Race 14 - Best Sector Speeds

	NO	SECTOR 1	MPH	NO	SECTOR 2	MPH	NO	SECTOR 3	MPH
1	22	Peter Horsman	126.0	22	Peter Horsman	111.7	22	Peter Horsman	117.2
2	2	Rod Jolley	123.7	3	Barry Cannell	109.1	3	Barry Cannell	116.5
3	12	Rudi Friedrichs	123.5	2	Rod Jolley	109.0	12	Rudi Friedrichs	116.1
4	3	Barry Cannell	120.2	12	Rudi Friedrichs	108.6	2	Rod Jolley	115.1
5	23	Andrew Smith	116.7	23	Andrew Smith	104.6	23	Andrew Smith	110.2
6	14	Richard Wilson	116.5	7	Paul Griffin	102.7	14	Richard Wilson	109.0
7	21	Dan Collins	116.3	21	Dan Collins	102.7	47	Brian Jolliffe	108.4
8	71	Alan Baillie	116.3	14	Richard Wilson	102.1	21	Dan Collins	107.9
9	26	Andrew Wareing	115.1	47	Brian Jolliffe	101.3	7	Paul Griffin	107.8
10	7	Paul Griffin	114.1	35	Iain Rowley	100.4	71	Alan Baillie	107.8
11	35	Iain Rowley	113.2	26	Andrew Wareing	99.7	35	Iain Rowley	106.7
12	47	Brian Jolliffe	112.8	27	Ed Morris	98.8	40	Sid Hoole	105.1
13	40	Sid Hoole	112.2	40	Sid Hoole	98.5	26	Andrew Wareing	104.1
14	27	Ed Morris	110.9	71	Alan Baillie	97.9	27	Ed Morris	102.8
15	43	Clive Wilson	104.3	45	Scotty Taylor	91.5	43	Clive Wilson	96.6
16	45	Scotty Taylor	103.6	43	Clive Wilson	91.2	34	John Bussey	94.8
17	34	John Bussey	100.7	34	John Bussey	88.7	45	Scotty Taylor	94.8
18	41	Brian Maile	97.8	41	Brian Maile	87.1	41	Brian Maile	91.6



Session Start: 12:42:49 - Finish: 13:04:16
Weather/Track Conditions: Bright / Dry
Circuit: Oulton Park International
Track Length: 4.332 Km - 2.6918 miles

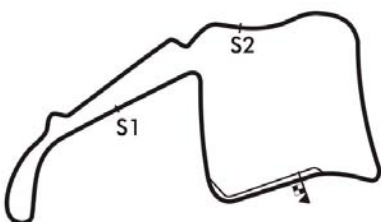


Oulton Park Gold Cup Historic Race Meeting - 27 - 29 Aug 2016

The Historic Gold Cup for HGPCA Pre '66 Grand Prix Cars

Race 14 - Best Sector Times

POS	NO	DRIVER/S	Sector 1			Sector 2			Sector 3			IDEAL LAP	BEST LAP	On
			TIME	LAP	POS	TIME	LAP	POS	TIME	LAP	POS			
1	22	Peter Horsman	27.733	6	1	55.199	6	2	30.812	1	1	1:53.744	1:54.741	2
2	2	Rod Jolley	28.268	6	3	55.509	3	3	31.197	10	3	1:54.974	1:55.725	5
3	21	Dan Collins	28.392	7	4	55.731	7	5	31.608	9	5	1:55.731	1:55.952	7
4	3	Barry Cannell	28.030	5	2	54.654	6	1	31.103	4	2	1:53.787	1:54.764	4
5	35	Iain Rowley	28.693	5	8	56.465	8	8	32.008	9	7	1:57.166	1:57.520	4
6	23	Andrew Smith	28.665	2	7	56.036	11	7	31.791	9	6	1:56.492	1:57.141	8
7	71	Alan Baillie	29.828	6	9	58.157	2	11	33.118	2	9	2:01.103	2:01.610	2
8	40	Sid Hoole	29.952	7	11	58.145	8	10	33.282	4	11	2:01.379	2:02.646	4
9	7	Paul Griffin	30.226	2	14	59.264	2	13	33.699	3	12	2:03.189	2:03.623	9
10	34	John Bussey	30.918	6	15	1:00.612	9	16	34.715	6	16	2:06.245	2:06.707	9
11	26	Andrew Wareing	30.195	3	13	59.736	2	14	34.003	6	13	2:03.934	2:04.487	3
12	43	Clive Wilson	31.215	3	16	1:00.021	9	15	34.576	7	15	2:05.812	2:06.264	9
13	45	Scotty Taylor	32.827	5	17	1:04.520	4	17	36.628	1	18	2:13.975	2:14.952	4
14	41	Brian Maile	33.397	2	18	1:05.749	1	18	36.502	6	17	2:15.648	2:18.255	10
15	12	Rudi Friedrichs	28.400	8	5	55.960	6	6	31.475	9	4	1:55.835	1:55.912	9
16	47	Brian Jolliffe	29.969	7	12	58.996	4	12	33.206	3	10	2:02.171	2:02.596	4
17	14	Richard Wilson	29.949	9	10	58.127	9	9	34.007	2	14	2:02.083	2:02.326	9
18	27	Ed Morris	28.562	7	6	55.621	7	4	32.073	2	8	1:56.256	1:57.267	3



Session Start: 12:42:49 - Finish: 13:04:16
Weather/Track Conditions Bright / Dry
Circuit: Oulton Park International
Track Length: 4.332 Km - 2.6918 miles

