



## **HGPCA PRE-61**

**Brands Hatch GP Circuit**

**29<sup>th</sup> – 30<sup>th</sup> June 2019**



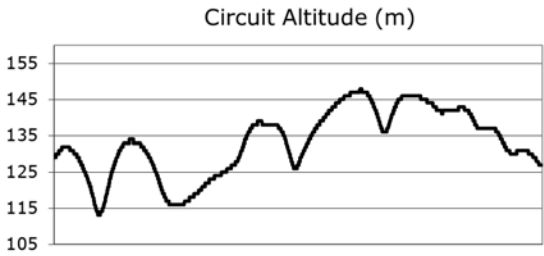
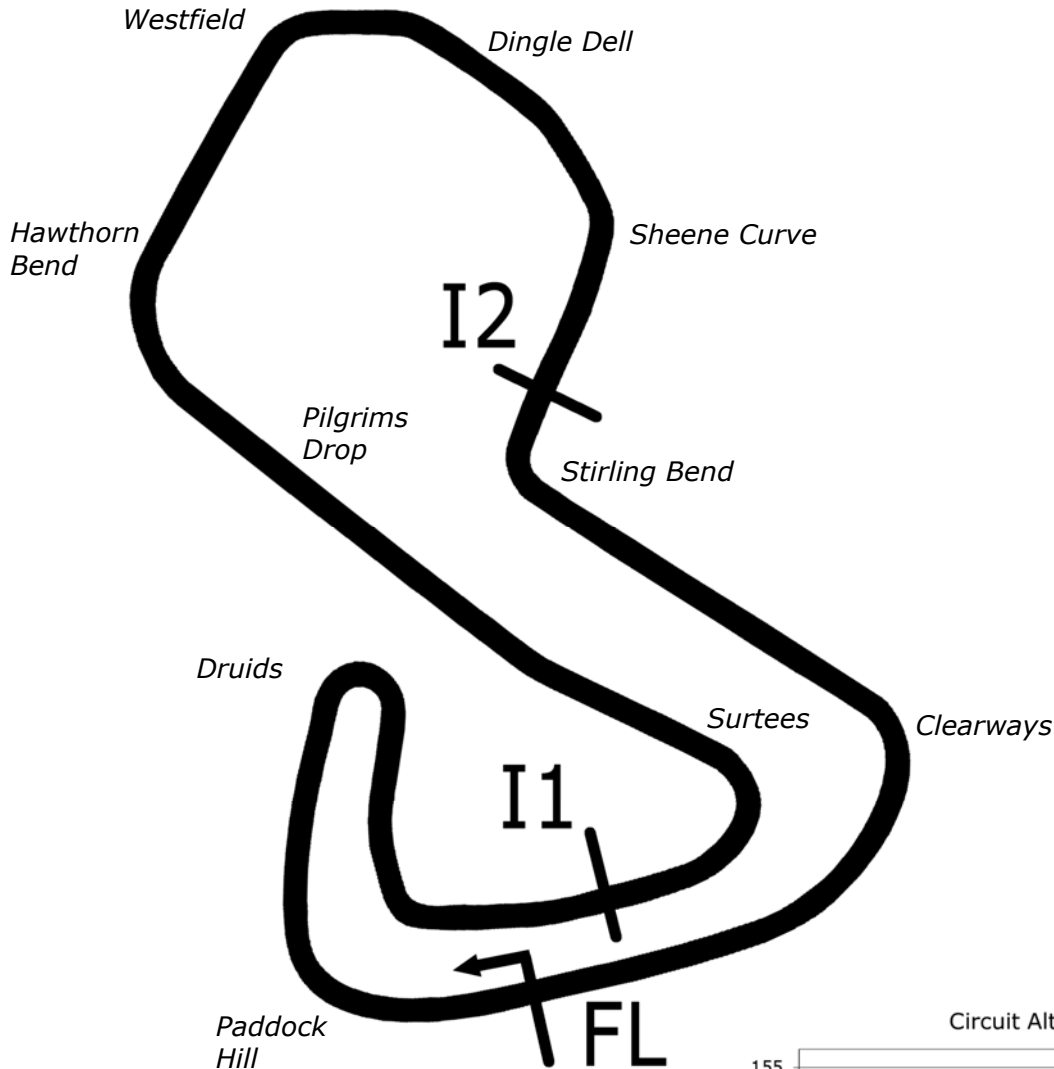
**Results Provided by Timing Solutions Ltd**  
**[www.tsl-timing.com](http://www.tsl-timing.com)**

# Brands Hatch GP



SPORTS TIMING

TIMING SOLUTIONS LTD



|   |              |            |           |  |
|---|--------------|------------|-----------|--|
| Length  | 2.4332 miles | 3916.0 m   |           |  |
| FL  |              | 51.36032 N | 0.26032 E |  |
| I1  | 1116m        | 51.35934 N | 0.25955 E |  |
| I2  | 2928m        | 51.35532 N | 0.26250 E |  |
| Pit Entry   | 3646m        | 51.35911 N | 0.25743 E |  |
| Pit Exit  | 26m after FL | 51.36027 N | 0.26078 E |  |
| Pit Entry-Pit Exit 277m, 16.6s @60kph, 12.4s @80kph |              |            |           |  |

All results available at [www.tsl-timing.com](http://www.tsl-timing.com)

Sheet No:



# Legends of Brands Hatch Superprix

HGPCA Pre '61 & Pre '66

## QUALIFYING - RACE 2 & 6 - CLASSIFICATION

| POS | NO  | CL | PIC | NAME                | ENTRY               | TIME     | ON | LAPS | GAP    | DIFF   | MPH   |
|-----|-----|----|-----|---------------------|---------------------|----------|----|------|--------|--------|-------|
| 1   | 25  | 11 | 1   | Andy MIDDLEHURST    | Lotus 25 R4         | 1:40.655 | 4  | 6    |        |        | 87.02 |
| 2   | 22  | 12 | 1   | Peter HORSMAN       | Lotus 18/21         | 1:41.992 | 4  | 6    | 1.337  | 1.337  | 85.88 |
| 3   | 11  | 12 | 2   | Jon FAIRLEY         | Brabham BT11/19     | 1:42.935 | 5  | 6    | 2.280  | 0.943  | 85.10 |
| 4   | 3   | 12 | 3   | Barry CANNELL       | Brabham BT11A       | 1:42.950 | 5  | 6    | 2.295  | 0.015  | 85.08 |
| 5   | 91* | 7b | 1   | Chris DRAKE         | Cooper T53          | 1:42.971 | 3  | 4    | 2.316  | 0.021  | 85.07 |
| 6   | 12  | 7b | 2   | Rudi FRIEDRICHS     | Cooper T53          | 1:44.511 | 6  | 7    | 3.856  | 1.540  | 83.81 |
| 7   | 35  | 10 | 1   | Richard TARLING     | Assegai             | 1:45.043 | 5  | 5    | 4.388  | 0.532  | 83.39 |
| 8   | 9   | 9  | 1   | Mark DANIELL        | Cooper T45          | 1:45.243 | 5  | 6    | 4.588  | 0.200  | 83.23 |
| 9   | 69  | 7b | 3   | Benn TILLEY         | Lotus 18            | 1:45.937 | 3  | 5    | 5.282  | 0.694  | 82.68 |
| 10  | 7   | 12 | 4   | Max BLEES           | Brabham BT7A        | 1:46.104 | 10 | 10   | 5.449  | 0.167  | 82.55 |
| 11  | 49* | 12 | 5   | Andrew BEAUMONT     | Lotus 18            | 1:46.798 | 3  | 4    | 6.143  | 0.694  | 82.02 |
| 12  | 37  | 10 | 2   | Eddy PERK           | Heron F1            | 1:46.880 | 6  | 6    | 6.225  | 0.082  | 81.95 |
| 13  | 4   | 10 | 3   | Greg THORNTON       | LDS 03              | 1:48.046 | 3  | 6    | 7.391  | 1.166  | 81.07 |
| 14  | 138 | 7a | 1   | Richard WILSON      | Ferrari Dino BR01   | 1:49.622 | 10 | 10   | 8.967  | 1.576  | 79.90 |
| 15  | 15  | 7b | 4   | Thomas MATZELBERGER | Cooper T45/51       | 1:50.180 | 4  | 5    | 9.525  | 0.558  | 79.50 |
| 16  | 47  | 9  | 2   | Brian JOLLIFFE      | Cooper T45          | 1:50.749 | 4  | 6    | 10.094 | 0.569  | 79.09 |
| 17  | 173 | 2  | 1   | Tom DARK            | Bugatti T73C        | 1:50.762 | 5  | 5    | 10.107 | 0.013  | 79.08 |
| 18  | 121 | 5  | 1   | Ian NUTHALL         | Alta F2             | 1:50.859 | 4  | 5    | 10.204 | 0.097  | 79.01 |
| 19  | 18  | 7b | 5   | John CHISHOLM       | Lotus 18            | 1:51.323 | 7  | 7    | 10.668 | 0.464  | 78.68 |
| 20  | 122 | 6  | 1   | Steve HART          | Maserati 250F CM7   | 1:51.483 | 9  | 9    | 10.828 | 0.160  | 78.57 |
| 21  | 2   | 8  | 1   | Rod JOLLEY          | Lister Jaguar       | 1:52.097 | 3  | 5    | 11.442 | 0.614  | 78.14 |
| 22  | 111 |    | 0   | Nick TAYLOR         | Elva 100            | 1:53.386 | 4  | 6    | 12.731 | 1.289  | 77.25 |
| 23  | 8   | 9  | 3   | Tony DITHERIDGE     | Cooper T45          | 1:53.412 | 4  | 5    | 12.757 | 0.026  | 77.23 |
| 24  | 248 | 6  | 2   | Klaus LEHR          | Maserati 250F CM5   | 1:53.442 | 4  | 5    | 12.787 | 0.030  | 77.21 |
| 25  | 6   | 12 | 6   | John EMERY          | Brabham BT4         | 1:53.644 | 4  | 6    | 12.989 | 0.202  | 77.08 |
| 26  | 133 | 5  | 2   | Chris PHILLIPS      | Cooper Bristol Mk2  | 1:54.731 | 4  | 5    | 14.076 | 1.087  | 76.35 |
| 27  | 119 | 5  | 3   | Paul GRANT          | Cooper Bristol Mk2  | 1:55.013 | 5  | 6    | 14.358 | 0.282  | 76.16 |
| 28  | 14  | 12 | 7   | Tom DE GRES         | Brabham BT14        | 1:55.540 | 4  | 5    | 14.885 | 0.527  | 75.81 |
| 29  | 132 | 5  | 4   | Guy PLANTE          | Cooper Bristol      | 1:56.985 | 5  | 5    | 16.330 | 1.445  | 74.88 |
| 30  | 116 | 7a | 2   | Charles MCCABE      | BRM P25             | 1:57.281 | 4  | 9    | 16.626 | 0.296  | 74.69 |
| 31  | 136 | 5  | 5   | Erik STAES          | Cooper Bristol Mk2  | 1:57.399 | 5  | 5    | 16.744 | 0.118  | 74.61 |
| 32  | 118 | 7a | 3   | Malcolm COOK        | Connaught C8        | 2:01.512 | 2  | 2    | 20.857 | 4.113  | 72.09 |
| 33  | 40  | 7b | 6   | Stephan JÖBSTL      | Cooper Maserati T51 | 2:16.966 | 4  | 5    | 36.311 | 15.454 | 63.95 |
| 34  | 29  | 10 | 4   | Robert PULLEYN      | Lotus 18            | 2:19.072 | 3  | 7    | 38.417 | 2.106  | 62.98 |
| 35  | 112 | 1  | 1   | John GILLET         | MG K3               | 2:31.711 | 3  | 4    | 51.056 | 12.639 | 57.74 |

\*Cars 49 & 91 require working transponders - Regulation Q12.2.1 refers.

A 30 second penalty will be applied if not working in the race.

Weather / Track : Sunny / Dry

These results are provisional until the conclusion of any judicial and technical matters.

Brands Hatch GP

Circuit Length = 2.4332 miles

Start: 09:23 Flag 09:53 End: 09:55

Clerk Of Course : Julian Floyd

Timekeeper : Nick Palmer



## Legends of Brands Hatch Superprix

## HGPCA Pre '61 &amp; Pre '66

## QUALIFYING - RACE 2 &amp; 6 - SECTOR ANALYSIS

SECTOR 1 = FL to I1, SECTOR 2 = I1 to I2, SECTOR 3 = I2 to FL, DIFF = Difference To Personal Best Lap, P = Crossed Finish Line in Pit Lane, D = Time Disallowed

| P1 25 11                  |               | Andy MIDDLEHURST         |               |             |               |              | Lotus 25 R4         |              |             |                     |
|---------------------------|---------------|--------------------------|---------------|-------------|---------------|--------------|---------------------|--------------|-------------|---------------------|
| IDEAL LAP TIME : 1:40.655 |               | BEST LAP TIME : 1:40.655 |               |             |               |              | DIFFERENCE : 0.000  |              |             |                     |
| LAP                       | SECTOR 1      | SECTOR 2                 |               | SECTOR 3    |               | LAP TIME     | MPH                 | DIFF         | TIME OF DAY |                     |
| 1 -                       | OUTLAP        | 75.4                     | 51.884        | 74.1        | 24.885        | 122.2        | 2:04.038            | 70.62        | 23.383      | 09:25:28.863        |
| 2 -                       | 33.138        | 91.1                     | 47.562        | 73.6        | 26.231        | 121.5        | 1:46.931            | 81.92        | 6.276       | 09:27:15.794        |
| 3 -                       | 34.606        | 89.3                     | 47.030        | 81.6        | 23.972        | 122.2        | 1:45.608 (3)        | 82.94        | 4.953       | 09:29:01.402        |
| 4 -                       | <b>32.160</b> | 99.5                     | <b>44.675</b> | <b>82.9</b> | <b>23.820</b> | <b>124.0</b> | <b>1:40.655 (1)</b> | <b>87.02</b> |             | <b>09:30:42.057</b> |
| 5 -                       | 32.490        | 93.8                     | 46.131        | 82.0        | 24.093        | 122.6        | 1:42.714 (2)        | 85.28        | 2.059       | 09:32:24.771        |
| 6 -                       | 33.592        | 86.8                     | 47.568        | 78.2        | 25.200        | 121.3        | 1:46.360            | 82.36        | 5.705       | 09:34:11.131        |

| P2 22 12                  |               | Peter HORSMAN            |               |             |               |              | Lotus 18/21         |              |             |                     |
|---------------------------|---------------|--------------------------|---------------|-------------|---------------|--------------|---------------------|--------------|-------------|---------------------|
| IDEAL LAP TIME : 1:41.730 |               | BEST LAP TIME : 1:41.992 |               |             |               |              | DIFFERENCE : 0.262  |              |             |                     |
| LAP                       | SECTOR 1      | SECTOR 2                 |               | SECTOR 3    |               | LAP TIME     | MPH                 | DIFF         | TIME OF DAY |                     |
| 1 -                       | OUTLAP        | 79.7                     | 51.545        | 69.3        | 25.021        | 123.3        | 1:58.225            | 74.09        | 16.233      | 09:25:21.094        |
| 2 -                       | 35.106        | 89.9                     | 50.545        | 77.6        | 25.318        | 128.5        | 1:50.969            | 78.93        | 8.977       | 09:27:12.063        |
| 3 -                       | 33.196        | 99.2                     | 45.590        | <b>83.1</b> | <b>23.888</b> | <b>130.3</b> | 1:42.674 (3)        | 85.31        | 0.682       | 09:28:54.737        |
| 4 -                       | <b>32.428</b> | <b>100.3</b>             | 45.486        | 79.3        | 24.078        | 129.8        | <b>1:41.992 (1)</b> | <b>85.88</b> |             | <b>09:30:36.729</b> |
| 5 -                       | 32.538        | 99.5                     | 46.321        | 75.7        | 24.408        | 129.5        | 1:43.267            | 84.82        | 1.275       | 09:32:19.996        |
| 6 -                       | 32.983        | 99.4                     | <b>45.414</b> | 76.8        | 23.967        | 130.0        | 1:42.364 (2)        | 85.57        | 0.372       | 09:34:02.360        |

| P3 11 12                  |          | Jon FAIRLEY              |               |             |               |              | Brabham BT11/19     |              |             |                     |
|---------------------------|----------|--------------------------|---------------|-------------|---------------|--------------|---------------------|--------------|-------------|---------------------|
| IDEAL LAP TIME : 1:42.840 |          | BEST LAP TIME : 1:42.935 |               |             |               |              | DIFFERENCE : 0.095  |              |             |                     |
| LAP                       | SECTOR 1 | SECTOR 2                 |               | SECTOR 3    |               | LAP TIME     | MPH                 | DIFF         | TIME OF DAY |                     |
| 1 -                       | OUTLAP   | 74.3                     | 51.920        | 76.0        | 25.820        | 122.9        | 2:04.530            | 70.34        | 21.595      | 09:25:30.498        |
| 2 -                       | 34.572   | 90.0                     | 50.002        | 68.3        | 26.150        | 123.1        | 1:50.724            | 79.11        | 7.789       | 09:27:21.222        |
| 3 -                       | 34.840   | 86.1                     | 50.537        | 75.4        | 26.441        | 117.9        | 1:51.818            | 78.34        | 8.883       | 09:29:13.040        |
| 4 -                       | 35.143   | 87.8                     | 48.053        | 83.3        | 24.583        | 127.0        | 1:47.779 (3)        | 81.27        | 4.844       | 09:31:00.819        |
| 5 -                       | 32.786   | <b>105.5</b>             | <b>46.403</b> | <b>87.7</b> | <b>23.746</b> | <b>129.5</b> | <b>1:42.935 (1)</b> | <b>85.10</b> |             | <b>09:32:43.754</b> |
| 6 -                       | 32.890   | 105.1                    | 46.631        | 84.8        | 24.091        | 128.0        | 1:43.612 (2)        | 84.54        | 0.677       | 09:34:27.366        |

| P4 3 12                   |          | Barry CANNELL            |               |             |               |              | Brabham BT11A       |              |             |                     |
|---------------------------|----------|--------------------------|---------------|-------------|---------------|--------------|---------------------|--------------|-------------|---------------------|
| IDEAL LAP TIME : 1:42.704 |          | BEST LAP TIME : 1:42.950 |               |             |               |              | DIFFERENCE : 0.246  |              |             |                     |
| LAP                       | SECTOR 1 | SECTOR 2                 |               | SECTOR 3    |               | LAP TIME     | MPH                 | DIFF         | TIME OF DAY |                     |
| 1 -                       | OUTLAP   | 77.7                     | 54.184        | 66.3        | 27.844        | 97.3         | 2:07.140            | 68.89        | 24.190      | 09:26:06.484        |
| 2 -                       | 37.050   | 83.6                     | 50.643        | 74.8        | 25.242        | 114.9        | 1:52.935            | 77.56        | 9.985       | 09:27:59.419        |
| 3 -                       | 34.351   | 90.5                     | 50.076        | 73.8        | 26.308        | 116.1        | 1:50.735            | 79.10        | 7.785       | 09:29:50.154        |
| 4 -                       | 34.340   | <b>92.9</b>              | 46.321        | 73.2        | 25.205        | 120.4        | 1:45.866 (2)        | 82.74        | 2.916       | 09:31:36.020        |
| 5 -                       | 33.092   | 88.8                     | <b>45.765</b> | <b>79.9</b> | <b>24.093</b> | 119.4        | <b>1:42.950 (1)</b> | <b>85.08</b> |             | <b>09:33:18.970</b> |
| 6 -                       | 33.493   | 89.0                     | 46.096        | 65.4        | 26.619        | <b>123.8</b> | 1:46.208 (3)        | 82.47        | 3.258       | 09:35:05.178        |

| P5 91 7b         |          | Chris DRAKE              |  |          |               |                     | Cooper T53   |          |                     |  |
|------------------|----------|--------------------------|--|----------|---------------|---------------------|--------------|----------|---------------------|--|
| IDEAL LAP TIME : |          | BEST LAP TIME : 1:42.971 |  |          |               |                     | DIFFERENCE : |          |                     |  |
| LAP              | SECTOR 1 | SECTOR 2                 |  | SECTOR 3 |               | LAP TIME            | MPH          | DIFF     | TIME OF DAY         |  |
| 1 -              |          |                          |  |          |               | 1:46.505 (3)        | 82.24        | 3.534    | 09:27:57.631        |  |
| 2 -              |          |                          |  |          |               | 1:45.002 (2)        | 83.42        | 2.031    | 09:29:42.633        |  |
| 3 -              |          |                          |  |          |               | <b>1:42.971 (1)</b> | <b>85.07</b> |          | <b>09:31:25.604</b> |  |
| 4 -              |          |                          |  |          | <i>IN PIT</i> | 3:09.335 P          | 46.26        | 1:26.364 | 09:34:34.939        |  |

| P6 12 7b                  |          | Rudi FRIEDRICHS          |               |          |        |              | Cooper T53         |       |             |              |
|---------------------------|----------|--------------------------|---------------|----------|--------|--------------|--------------------|-------|-------------|--------------|
| IDEAL LAP TIME : 1:44.107 |          | BEST LAP TIME : 1:44.511 |               |          |        |              | DIFFERENCE : 0.404 |       |             |              |
| LAP                       | SECTOR 1 | SECTOR 2                 |               | SECTOR 3 |        | LAP TIME     | MPH                | DIFF  | TIME OF DAY |              |
| 1 -                       | OUTLAP   | 73.2                     | 51.795        | 72.0     | 25.715 | 123.3        | 2:03.646           | 70.84 | 19.135      | 09:25:30.862 |
| 2 -                       | 34.940   | 89.1                     | 49.759        | 68.0     | 26.020 | 126.3        | 1:50.719           | 79.11 | 6.208       | 09:27:21.581 |
| 3 -                       | 33.347   | 88.1                     | 50.952        | 75.1     | 25.039 | 123.3        | 1:49.338           | 80.11 | 4.827       | 09:29:10.919 |
| 4 -                       | 34.234   | 93.2                     | <b>47.184</b> | 76.6     | 24.585 | <b>127.0</b> | 1:46.003 (3)       | 82.63 | 1.492       | 09:30:56.922 |



## Legends of Brands Hatch Superprix

HGPCA Pre '61 &amp; Pre '66

## QUALIFYING - RACE 2 &amp; 6 - SECTOR ANALYSIS

SECTOR 1 = FL to I1, SECTOR 2 = I1 to I2, SECTOR 3 = I2 to FL, DIFF = Difference To Personal Best Lap, P = Crossed Finish Line in Pit Lane, D = Time Disallowed

|     |               |              |        |             |               |              |                     |              |       |                     |
|-----|---------------|--------------|--------|-------------|---------------|--------------|---------------------|--------------|-------|---------------------|
| 5 - | <b>32.693</b> | 96.5         | 47.646 | <b>78.0</b> | 24.484        | 126.6        | 1:44.823 (2)        | 83.56        | 0.312 | 09:32:41.745        |
| 6 - | 32.914        | <b>101.5</b> | 47.367 | 77.7        | <b>24.230</b> | <b>127.0</b> | <b>1:44.511 (1)</b> | <b>83.81</b> |       | <b>09:34:26.256</b> |
| 7 - | 32.705        | 95.8         | 53.914 | 63.6        | 27.095        | 124.5        | 1:53.714            | 77.03        | 9.203 | 09:36:19.970        |

| <b>P7</b>                 | <b>35 10</b>  | <b>Richard TARLING</b> |                          |             | Assegai       |                    |                     |              |        |                     |
|---------------------------|---------------|------------------------|--------------------------|-------------|---------------|--------------------|---------------------|--------------|--------|---------------------|
| IDEAL LAP TIME : 1:45.043 |               |                        | BEST LAP TIME : 1:45.043 |             |               | DIFFERENCE : 0.000 |                     |              |        |                     |
| LAP                       | SECTOR 1      | SECTOR 2               | SECTOR 3                 | LAP TIME    | MPH           | DIFF               | TIME OF DAY         |              |        |                     |
| 1 -                       | OUTLAP        | 81.0                   | 51.590                   | 69.3        | 29.088        | 105.8              | 2:04.440            | 70.39        | 19.397 | 09:27:28.761        |
| 2 -                       | 34.291        | 92.0                   | 48.402                   | 73.4        | 25.755        | <b>111.1</b>       | 1:48.448 (2)        | 80.77        | 3.405  | 09:29:17.209        |
| 3 -                       | 34.647        | 83.8                   | 59.602                   | 49.5        | IN PIT        |                    | 2:24.205 P          | 60.74        | 39.162 | 09:31:41.414        |
| 4 -                       | OUTLAP        | 88.8                   | 55.346                   | 68.9        | 26.421        | 110.7              | 2:01.755            | 71.94        | 16.712 | 09:33:43.169        |
| 5 -                       | <b>32.872</b> | <b>93.9</b>            | <b>46.571</b>            | <b>82.0</b> | <b>25.600</b> | 110.9              | <b>1:45.043 (1)</b> | <b>83.39</b> |        | <b>09:35:28.212</b> |

| <b>P8</b>                 | <b>9 9</b> | <b>Mark DANIELL</b> |                          |             | Cooper T45    |                    |                     |              |        |                     |
|---------------------------|------------|---------------------|--------------------------|-------------|---------------|--------------------|---------------------|--------------|--------|---------------------|
| IDEAL LAP TIME : 1:45.186 |            |                     | BEST LAP TIME : 1:45.243 |             |               | DIFFERENCE : 0.057 |                     |              |        |                     |
| LAP                       | SECTOR 1   | SECTOR 2            | SECTOR 3                 | LAP TIME    | MPH           | DIFF               | TIME OF DAY         |              |        |                     |
| 1 -                       | OUTLAP     | 63.3                | 52.258                   | 71.7        | 25.814        | 117.3              | 2:02.312            | 71.61        | 17.069 | 09:25:32.596        |
| 2 -                       | 34.656     | 88.4                | 49.943                   | 70.5        | 25.987        | 116.1              | 1:50.586            | 79.21        | 5.343  | 09:27:23.182        |
| 3 -                       | 33.537     | 88.7                | 51.103                   | 66.1        | 26.100        | 115.9              | 1:50.740            | 79.10        | 5.497  | 09:29:13.922        |
| 4 -                       | 35.767     | 86.0                | 47.743                   | <b>77.6</b> | 25.346        | 120.2              | 1:48.856 (3)        | 80.47        | 3.613  | 09:31:02.778        |
| 5 -                       | 33.041     | <b>94.1</b>         | <b>47.193</b>            | 74.3        | <b>25.009</b> | <b>120.6</b>       | <b>1:45.243 (1)</b> | <b>83.23</b> |        | <b>09:32:48.021</b> |
| 6 -                       | 33.294     | 88.4                | 47.922                   | 76.8        | 26.321        | 117.5              | 1:47.537 (2)        | 81.45        | 2.294  | 09:34:35.558        |

| <b>P9</b>                 | <b>69 7b</b>  | <b>Benn TILLEY</b> |                          |             | Lotus 18      |                    |                     |              |        |                     |
|---------------------------|---------------|--------------------|--------------------------|-------------|---------------|--------------------|---------------------|--------------|--------|---------------------|
| IDEAL LAP TIME : 1:45.630 |               |                    | BEST LAP TIME : 1:45.937 |             |               | DIFFERENCE : 0.307 |                     |              |        |                     |
| LAP                       | SECTOR 1      | SECTOR 2           | SECTOR 3                 | LAP TIME    | MPH           | DIFF               | TIME OF DAY         |              |        |                     |
| 1 -                       | OUTLAP        | 70.7               | 1:00.736                 | 62.1        | 27.669        | 106.6              | 2:13.275            | 65.72        | 27.338 | 09:27:04.341        |
| 2 -                       | 35.759        | 83.5               | 48.864                   | 70.4        | 25.327        | 116.3              | 1:49.950 (3)        | 79.67        | 4.013  | 09:28:54.291        |
| 3 -                       | <b>34.106</b> | 87.2               | 47.204                   | 73.9        | <b>24.627</b> | <b>119.8</b>       | <b>1:45.937 (1)</b> | <b>82.68</b> |        | <b>09:30:40.228</b> |
| 4 -                       | 34.762        | 84.0               | 48.633                   | 55.5        | 26.894        | 118.3              | 1:50.289            | 79.42        | 4.352  | 09:32:30.517        |
| 5 -                       | 34.183        | <b>88.4</b>        | <b>46.897</b>            | <b>75.8</b> | 25.499        | 117.7              | 1:46.579 (2)        | 82.19        | 0.642  | 09:34:17.096        |

| <b>P10</b>                | <b>7 12</b>   | <b>Max BLEES</b> |                          |             | Brabham BT7A  |                    |                     |              |           |                     |
|---------------------------|---------------|------------------|--------------------------|-------------|---------------|--------------------|---------------------|--------------|-----------|---------------------|
| IDEAL LAP TIME : 1:45.702 |               |                  | BEST LAP TIME : 1:46.104 |             |               | DIFFERENCE : 0.402 |                     |              |           |                     |
| LAP                       | SECTOR 1      | SECTOR 2         | SECTOR 3                 | LAP TIME    | MPH           | DIFF               | TIME OF DAY         |              |           |                     |
| 1 -                       | OUTLAP        | 55.3             | 1:00.811                 | 58.2        | 30.031        | 102.6              | 2:20.828            | 62.20        | 34.724    | 09:26:45.805        |
| 2 -                       | 36.776        | 82.0             | 50.354                   | 73.9        | 25.943        | 111.1              | 1:53.073            | 77.47        | 6.969     | 09:28:38.878        |
| 3 -                       | 35.148        | 82.0             | 50.243                   | 70.9        | 26.502        | 114.1              | 1:51.893            | 78.28        | 5.789     | 09:30:30.771        |
| 4 -                       | 34.045        | 94.2             | 48.927                   | 80.5        | 25.247        | 117.1              | 1:48.219            | 80.94        | 2.115     | 09:32:18.990        |
| 5 -                       | 35.041        | 88.5             | <b>48.015</b>            | 79.2        | 24.573        | <b>118.7</b>       | 1:47.629 (2)        | 81.38        | 1.525     | 09:34:06.619        |
| 6 -                       | 33.677        | <b>97.3</b>      | 51.932                   | 79.7        | 24.756        | 116.9              | 1:50.365            | 79.37        | 4.261     | 09:35:56.984        |
| 7 -                       | 33.530        | 87.3             | 59.765                   | 61.9        | IN PIT        |                    | 12:48.744 P         | 11.39        | 11:02.640 | 09:48:45.728        |
| 8 -                       | OUTLAP        | 72.9             | 50.462                   | 81.0        | 24.791        | 116.9              | 1:54.790            | 76.31        | 8.686     | 09:50:40.518        |
| 9 -                       | <b>33.191</b> | 96.4             | 50.135                   | 80.8        | <b>24.496</b> | 115.7              | 1:47.822 (3)        | 81.24        | 1.718     | 09:52:28.340        |
| 10 -                      | 33.219        | <b>97.3</b>      | 48.198                   | <b>83.0</b> | 24.687        | 115.7              | <b>1:46.104 (1)</b> | <b>82.55</b> |           | <b>09:54:14.444</b> |

| <b>P11</b>       | <b>49 12</b>  | <b>Andrew BEAUMONT</b> |                          |             | Lotus 18            |              |             |  |  |                     |
|------------------|---------------|------------------------|--------------------------|-------------|---------------------|--------------|-------------|--|--|---------------------|
| IDEAL LAP TIME : |               |                        | BEST LAP TIME : 1:46.798 |             |                     | DIFFERENCE : |             |  |  |                     |
| LAP              | SECTOR 1      | SECTOR 2               | SECTOR 3                 | LAP TIME    | MPH                 | DIFF         | TIME OF DAY |  |  |                     |
| 1 -              | <b>OUTLAP</b> | <b>66.9</b>            | <b>57.116</b>            | <b>67.9</b> | 3:58.354            | 36.75        | 2:11.556    |  |  | 09:28:52.282        |
| 2 -              |               |                        |                          |             | 1:47.109 (2)        | 81.78        | 0.311       |  |  | 09:30:39.391        |
| 3 -              |               |                        |                          |             | <b>1:46.798 (1)</b> | <b>82.02</b> |             |  |  | <b>09:32:26.189</b> |
| 4 -              |               |                        |                          |             | 1:47.707 (3)        | 81.33        | 0.909       |  |  | 09:34:13.896        |



## Legends of Brands Hatch Superprix

## HGPCA Pre '61 &amp; Pre '66

## QUALIFYING - RACE 2 &amp; 6 - SECTOR ANALYSIS

SECTOR 1 = FL to I1, SECTOR 2 = I1 to I2, SECTOR 3 = I2 to FL, DIFF = Difference To Personal Best Lap, P = Crossed Finish Line in Pit Lane, D = Time Disallowed

| P12 37 10                 |               | Eddy PERK                |               |             |               |              | Heron F1            |              |             |                     |
|---------------------------|---------------|--------------------------|---------------|-------------|---------------|--------------|---------------------|--------------|-------------|---------------------|
| IDEAL LAP TIME : 1:46.880 |               | BEST LAP TIME : 1:46.880 |               |             |               |              | DIFFERENCE : 0.000  |              |             |                     |
| LAP                       | SECTOR 1      | SECTOR 2                 |               | SECTOR 3    |               | LAP TIME     | MPH                 | DIFF         | TIME OF DAY |                     |
| 1 -                       | OUTLAP        | 78.9                     | 54.634        | 64.4        | 27.398        | 110.3        | 2:04.254            | 70.49        | 17.374      | 09:26:16.295        |
| 2 -                       | 35.111        | 90.1                     | 50.384        | 71.1        | 25.813        | 112.0        | 1:51.308            | 78.69        | 4.428       | 09:28:07.603        |
| 3 -                       | 33.938        | 90.4                     | 49.343        | 67.4        | 25.831        | <b>116.5</b> | 1:49.112            | 80.28        | 2.232       | 09:29:56.715        |
| 4 -                       | 33.723        | 84.0                     | 49.136        | 76.8        | 25.471        | 115.9        | 1:48.330 (3)        | 80.86        | 1.450       | 09:31:45.045        |
| 5 -                       | 33.704        | 88.4                     | 48.903        | 75.6        | 25.304        | 115.1        | 1:47.911 (2)        | 81.17        | 1.031       | 09:33:32.956        |
| 6 -                       | <b>33.395</b> | <b>92.4</b>              | <b>48.370</b> | <b>79.8</b> | <b>25.115</b> | 115.5        | <b>1:46.880 (1)</b> | <b>81.95</b> |             | <b>09:35:19.836</b> |

| P13 4 10                  |          | Greg THORNTON            |               |             |               |              | LDS 03              |              |             |                     |
|---------------------------|----------|--------------------------|---------------|-------------|---------------|--------------|---------------------|--------------|-------------|---------------------|
| IDEAL LAP TIME : 1:46.920 |          | BEST LAP TIME : 1:48.046 |               |             |               |              | DIFFERENCE : 1.126  |              |             |                     |
| LAP                       | SECTOR 1 | SECTOR 2                 |               | SECTOR 3    |               | LAP TIME     | MPH                 | DIFF         | TIME OF DAY |                     |
| 1 -                       | OUTLAP   | 78.6                     | 51.026        | 71.6        | 26.254        | 111.4        | 1:58.329            | 74.02        | 10.283      | 09:25:40.787        |
| 2 -                       | 34.013   | 86.1                     | 49.795        | 68.9        | 25.725        | 112.2        | 1:49.533            | 79.97        | 1.487       | 09:27:30.320        |
| 3 -                       | 34.191   | <b>91.1</b>              | <b>48.100</b> | 73.7        | 25.755        | 113.1        | <b>1:48.046 (1)</b> | <b>81.07</b> |             | <b>09:29:18.366</b> |
| 4 -                       | 35.577   | 74.0                     | 51.731        | 63.9        | 26.377        | <b>114.1</b> | 1:53.685            | 77.05        | 5.639       | 09:31:12.051        |
| 5 -                       | 34.729   | 90.0                     | 48.785        | 74.1        | 26.012        | 110.3        | 1:49.526 (3)        | 79.97        | 1.480       | 09:33:01.577        |
| 6 -                       | 33.741   | 89.7                     | 49.404        | <b>77.9</b> | <b>25.249</b> | <b>114.1</b> | 1:48.394 (2)        | 80.81        | 0.348       | 09:34:49.971        |

| P14 138 7a                |               | Richard WILSON           |               |             |               |              | Ferrari Dino BR01   |              |             |                     |
|---------------------------|---------------|--------------------------|---------------|-------------|---------------|--------------|---------------------|--------------|-------------|---------------------|
| IDEAL LAP TIME : 1:49.610 |               | BEST LAP TIME : 1:49.622 |               |             |               |              | DIFFERENCE : 0.012  |              |             |                     |
| LAP                       | SECTOR 1      | SECTOR 2                 |               | SECTOR 3    |               | LAP TIME     | MPH                 | DIFF         | TIME OF DAY |                     |
| 1 -                       | OUTLAP        | 71.7                     | 55.832        | 66.9        | 29.141        | 106.0        | 2:08.686            | 68.07        | 19.064      | 09:26:17.460        |
| 2 -                       | 37.084        | 74.3                     | 53.454        | 65.2        | 28.004        | 107.8        | 1:58.542            | 73.89        | 8.920       | 09:28:16.002        |
| 3 -                       | 36.176        | 81.7                     | 52.903        | 61.7        | 26.700        | 108.5        | 1:55.779            | 75.66        | 6.157       | 09:30:11.781        |
| 4 -                       | 36.378        | 79.7                     | 50.867        | 72.9        | 26.632        | 109.1        | 1:53.877            | 76.92        | 4.255       | 09:32:05.658        |
| 5 -                       | 34.775        | 85.5                     | 51.193        | 73.1        | 26.174        | 111.4        | 1:52.142 (2)        | 78.11        | 2.520       | 09:33:57.800        |
| 6 -                       | 34.951        | 82.7                     | 51.931        | 69.8        | 26.317        | 113.5        | 1:53.199            | 77.38        | 3.577       | 09:35:50.999        |
| 7 -                       | <b>34.733</b> | <b>89.7</b>              | 1:00.520      | 53.9        | IN PIT        |              | 12:50.437 P         | 11.36        | 11:00.815   | 09:48:41.436        |
| 8 -                       | OUTLAP        | 66.7                     | 54.548        | 67.1        | 27.232        | 101.9        | 2:05.826            | 69.61        | 16.204      | 09:50:47.262        |
| 9 -                       | 35.620        | 82.0                     | 50.712        | 71.7        | 25.844        | 109.6        | 1:52.176 (3)        | 78.09        | 2.554       | 09:52:39.438        |
| 10 -                      | 34.745        | 84.9                     | <b>49.434</b> | <b>74.0</b> | <b>25.443</b> | <b>116.5</b> | <b>1:49.622 (1)</b> | <b>79.90</b> |             | <b>09:54:29.060</b> |

| P15 15 7b                 |               | Thomas MATZELBERGER      |               |             |               |              | Cooper T45/51       |              |             |                     |
|---------------------------|---------------|--------------------------|---------------|-------------|---------------|--------------|---------------------|--------------|-------------|---------------------|
| IDEAL LAP TIME : 1:50.180 |               | BEST LAP TIME : 1:50.180 |               |             |               |              | DIFFERENCE : 0.000  |              |             |                     |
| LAP                       | SECTOR 1      | SECTOR 2                 |               | SECTOR 3    |               | LAP TIME     | MPH                 | DIFF         | TIME OF DAY |                     |
| 1 -                       | OUTLAP        | 79.2                     | 56.031        | 62.8        | 28.291        | 115.1        | 2:06.510            | 69.24        | 16.330      | 09:27:18.544        |
| 2 -                       | 35.364        | 86.4                     | 55.267        | 69.6        | 26.505        | 120.9        | 1:57.136            | 74.78        | 6.956       | 09:29:15.680        |
| 3 -                       | 35.598        | 74.6                     | 52.022        | 73.0        | 26.329        | 122.6        | 1:53.949 (2)        | 76.87        | 3.769       | 09:31:09.629        |
| 4 -                       | <b>34.270</b> | <b>87.4</b>              | <b>50.160</b> | <b>76.6</b> | <b>25.750</b> | 122.0        | <b>1:50.180 (1)</b> | <b>79.50</b> |             | <b>09:32:59.809</b> |
| 5 -                       | 36.843        | 82.7                     | 51.314        | 75.4        | 26.382        | <b>125.4</b> | 1:54.539 (3)        | 76.47        | 4.359       | 09:34:54.348        |

| P16 47 9                  |               | Brian JOLLIFFE           |               |             |               |              | Cooper T45          |              |             |                     |
|---------------------------|---------------|--------------------------|---------------|-------------|---------------|--------------|---------------------|--------------|-------------|---------------------|
| IDEAL LAP TIME : 1:49.309 |               | BEST LAP TIME : 1:50.749 |               |             |               |              | DIFFERENCE : 1.440  |              |             |                     |
| LAP                       | SECTOR 1      | SECTOR 2                 |               | SECTOR 3    |               | LAP TIME     | MPH                 | DIFF         | TIME OF DAY |                     |
| 1 -                       | OUTLAP        | 73.5                     | 55.259        | 63.4        | 30.492        | 94.7         | 2:10.881            | 66.92        | 20.132      | 09:25:57.517        |
| 2 -                       | 36.986        | 83.1                     | 50.166        | 67.3        | <b>26.263</b> | 112.4        | 1:53.415            | 77.23        | 2.666       | 09:27:50.932        |
| 3 -                       | 35.492        | 86.4                     | 51.245        | 57.2        | 28.612        | 113.9        | 1:55.349            | 75.94        | 4.600       | 09:29:46.281        |
| 4 -                       | 35.040        | 86.0                     | <b>48.896</b> | 67.2        | 26.813        | <b>114.9</b> | <b>1:50.749 (1)</b> | <b>79.09</b> |             | <b>09:31:37.030</b> |
| 5 -                       | <b>34.150</b> | 86.9                     | 49.350        | 68.0        | 27.477        | 107.7        | 1:50.977 (3)        | 78.93        | 0.228       | 09:33:28.007        |
| 6 -                       | 35.029        | <b>88.4</b>              | 49.173        | <b>73.2</b> | 26.647        | 109.2        | 1:50.849 (2)        | 79.02        | 0.100       | 09:35:18.856        |





## Legends of Brands Hatch Superprix

HGPCA Pre '61 &amp; Pre '66

## QUALIFYING - RACE 2 &amp; 6 - SECTOR ANALYSIS

SECTOR 1 = FL to I1, SECTOR 2 = I1 to I2, SECTOR 3 = I2 to FL, DIFF = Difference To Personal Best Lap, P = Crossed Finish Line in Pit Lane, D = Time Disallowed

| P17 173 2                 |          | Tom DARK                 |               | Bugatti T73C       |               |              |                     |              |             |                     |
|---------------------------|----------|--------------------------|---------------|--------------------|---------------|--------------|---------------------|--------------|-------------|---------------------|
| IDEAL LAP TIME : 1:50.456 |          | BEST LAP TIME : 1:50.762 |               | DIFFERENCE : 0.306 |               |              |                     |              |             |                     |
| LAP                       | SECTOR 1 | SECTOR 2                 |               | SECTOR 3           |               | LAP TIME     | MPH                 | DIFF         | TIME OF DAY |                     |
| 1 -                       | OUTLAP   | 67.4                     | 1:03.128      | 69.1               | 29.128        | 96.4         | 2:17.202            | 63.84        | 26.440      | 09:27:13.030        |
| 2 -                       | 38.897   | 77.9                     | 53.379        | 71.3               | 27.492        | 115.9        | 1:59.768            | 73.14        | 9.006       | 09:29:12.798        |
| 3 -                       | 37.349   | 81.9                     | 50.576        | 77.4               | 26.182        | 119.1        | 1:54.107 (3)        | 76.76        | 3.345       | 09:31:06.905        |
| 4 -                       | 35.052   | 84.0                     | 50.502        | 73.2               | 26.279        | 110.1        | 1:51.833 (2)        | 78.32        | 1.071       | 09:32:58.738        |
| 5 -                       | 35.170   | 84.2                     | <b>49.849</b> | <b>79.3</b>        | <b>25.743</b> | <b>120.4</b> | <b>1:50.762 (1)</b> | <b>79.08</b> |             | <b>09:34:49.500</b> |

| P18 121 5                 |               | Ian NUTHALL              |               | Alta F2            |               |              |                     |              |             |                     |
|---------------------------|---------------|--------------------------|---------------|--------------------|---------------|--------------|---------------------|--------------|-------------|---------------------|
| IDEAL LAP TIME : 1:50.859 |               | BEST LAP TIME : 1:50.859 |               | DIFFERENCE : 0.000 |               |              |                     |              |             |                     |
| LAP                       | SECTOR 1      | SECTOR 2                 |               | SECTOR 3           |               | LAP TIME     | MPH                 | DIFF         | TIME OF DAY |                     |
| 1 -                       | OUTLAP        | 58.1                     | 1:09.204      | 61.6               | 29.779        | 101.8        | 2:29.174            | 58.72        | 38.315      | 09:27:11.989        |
| 2 -                       | 38.084        | 70.6                     | 52.762        | 69.1               | 27.281        | 109.2        | 1:58.127            | 74.15        | 7.268       | 09:29:10.116        |
| 3 -                       | 36.102        | 87.7                     | 50.790        | <b>79.5</b>        | 26.898        | <b>110.1</b> | 1:53.790 (3)        | 76.98        | 2.931       | 09:31:03.906        |
| 4 -                       | <b>34.402</b> | <b>88.3</b>              | <b>49.927</b> | 76.0               | <b>26.530</b> | 109.4        | <b>1:50.859 (1)</b> | <b>79.01</b> |             | <b>09:32:54.765</b> |
| 5 -                       | 34.982        | 84.0                     | 50.996        | 74.9               | 26.985        | 109.2        | 1:52.963 (2)        | 77.54        | 2.104       | 09:34:47.728        |

| P19 18 7b                 |               | John CHISHOLM            |               | Lotus 18           |               |              |                     |              |             |                     |
|---------------------------|---------------|--------------------------|---------------|--------------------|---------------|--------------|---------------------|--------------|-------------|---------------------|
| IDEAL LAP TIME : 1:51.129 |               | BEST LAP TIME : 1:51.323 |               | DIFFERENCE : 0.194 |               |              |                     |              |             |                     |
| LAP                       | SECTOR 1      | SECTOR 2                 |               | SECTOR 3           |               | LAP TIME     | MPH                 | DIFF         | TIME OF DAY |                     |
| 1 -                       | OUTLAP        | 79.8                     | 58.087        | 62.3               | 28.682        | 100.7        | 2:09.454            | 67.66        | 18.131      | 09:27:13.779        |
| 2 -                       | 38.776        | 74.5                     | 54.956        | 68.4               | 28.631        | 107.0        | 2:02.363            | 71.58        | 11.040      | 09:29:16.142        |
| 3 -                       | 37.452        | 74.9                     | 54.355        | 73.4               | 27.622        | 103.8        | 1:59.429 (3)        | 73.34        | 8.106       | 09:31:15.571        |
| 4 -                       | 36.257        | 86.7                     | 52.970        | 70.4               | IN PIT        |              | 17:14.242 P         | 8.46         | 15:22.919   | 09:48:29.813        |
| 5 -                       | OUTLAP        | 75.7                     | 58.706        | 66.9               | 27.093        | 113.1        | 2:06.014            | 69.51        | 14.691      | 09:50:35.827        |
| 6 -                       | 35.744        | 73.9                     | 53.749        | 74.9               | <b>25.459</b> | <b>117.7</b> | 1:54.952 (2)        | 76.20        | 3.629       | 09:52:30.779        |
| 7 -                       | <b>34.390</b> | <b>88.1</b>              | <b>51.280</b> | <b>76.7</b>        | 25.653        | 116.3        | <b>1:51.323 (1)</b> | <b>78.68</b> |             | <b>09:54:22.102</b> |

| P20 122 6                 |               | Steve HART               |               | Maserati 250F CM7  |               |              |                     |              |             |                     |
|---------------------------|---------------|--------------------------|---------------|--------------------|---------------|--------------|---------------------|--------------|-------------|---------------------|
| IDEAL LAP TIME : 1:51.232 |               | BEST LAP TIME : 1:51.483 |               | DIFFERENCE : 0.251 |               |              |                     |              |             |                     |
| LAP                       | SECTOR 1      | SECTOR 2                 |               | SECTOR 3           |               | LAP TIME     | MPH                 | DIFF         | TIME OF DAY |                     |
| 1 -                       | OUTLAP        | 73.8                     | 53.004        | 64.7               | 27.472        | 110.9        | 2:07.073            | 68.93        | 15.590      | 09:26:45.075        |
| 2 -                       | 36.223        | 79.5                     | 50.529        | 65.2               | 26.423        | 116.5        | 1:53.175            | 77.40        | 1.692       | 09:28:38.250        |
| 3 -                       | 35.541        | 83.4                     | <b>50.204</b> | 67.8               | 27.463        | 114.1        | 1:53.208            | 77.37        | 1.725       | 09:30:31.458        |
| 4 -                       | 35.726        | 84.9                     | 50.467        | 68.1               | 26.395        | 117.3        | 1:52.588 (2)        | 77.80        | 1.105       | 09:32:24.046        |
| 5 -                       | <b>35.293</b> | 78.0                     | 51.045        | 64.9               | 26.469        | 114.1        | 1:52.807 (3)        | 77.65        | 1.324       | 09:34:16.853        |
| 6 -                       | 36.256        | 79.4                     | 59.563        | 65.3               | 28.460        | <b>134.4</b> | 2:04.279            | 70.48        | 12.796      | 09:36:21.132        |
| 7 -                       | 40.227        | 64.2                     | 1:04.048      | 53.5               | IN PIT        |              | 13:22.393 P         | 10.91        | 11:30.910   | 09:49:43.525        |
| 8 -                       | OUTLAP        | 78.7                     | 51.734        | 68.6               | 26.138        | 116.1        | 1:58.117            | 74.16        | 6.634       | 09:51:41.642        |
| 9 -                       | 35.337        | <b>86.8</b>              | 50.411        | <b>70.2</b>        | <b>25.735</b> | 119.6        | <b>1:51.483 (1)</b> | <b>78.57</b> |             | <b>09:53:33.125</b> |

| P21 2 8                   |          | Rod JOLLEY               |               | Lister Jaguar      |               |              |                     |              |             |                     |
|---------------------------|----------|--------------------------|---------------|--------------------|---------------|--------------|---------------------|--------------|-------------|---------------------|
| IDEAL LAP TIME : 1:51.031 |          | BEST LAP TIME : 1:52.097 |               | DIFFERENCE : 1.066 |               |              |                     |              |             |                     |
| LAP                       | SECTOR 1 | SECTOR 2                 |               | SECTOR 3           |               | LAP TIME     | MPH                 | DIFF         | TIME OF DAY |                     |
| 1 -                       | OUTLAP   | 63.1                     | 58.642        | 60.9               | 28.482        | 111.2        | 2:15.218            | 64.78        | 23.121      | 09:26:52.161        |
| 2 -                       | 36.729   | 82.0                     | 50.741        | <b>71.1</b>        | 26.086        | 120.4        | 1:53.556 (3)        | 77.14        | 1.459       | 09:28:45.717        |
| 3 -                       | 35.575   | 84.2                     | <b>50.414</b> | 69.0               | 26.108        | <b>122.9</b> | <b>1:52.097 (1)</b> | <b>78.14</b> |             | <b>09:30:37.814</b> |
| 4 -                       | 35.194   | <b>92.1</b>              | 51.685        | 62.7               | 27.255        | 121.7        | 1:54.134            | 76.75        | 2.037       | 09:32:31.948        |
| 5 -                       | 35.321   | 85.1                     | 51.454        | 70.9               | <b>25.654</b> | 122.4        | 1:52.429 (2)        | 77.91        | 0.332       | 09:34:24.377        |

| P22 111                   |          | Nick TAYLOR              |        | Elva 100           |        |          |          |       |             |              |
|---------------------------|----------|--------------------------|--------|--------------------|--------|----------|----------|-------|-------------|--------------|
| IDEAL LAP TIME : 1:52.166 |          | BEST LAP TIME : 1:53.386 |        | DIFFERENCE : 1.220 |        |          |          |       |             |              |
| LAP                       | SECTOR 1 | SECTOR 2                 |        | SECTOR 3           |        | LAP TIME | MPH      | DIFF  | TIME OF DAY |              |
| 1 -                       | OUTLAP   | 63.1                     | 53.714 | 70.0               | 27.506 | 100.6    | 2:06.938 | 69.00 | 13.552      | 09:25:35.289 |



## Legends of Brands Hatch Superprix

HGPCA Pre '61 &amp; Pre '66

## QUALIFYING - RACE 2 &amp; 6 - SECTOR ANALYSIS

SECTOR 1 = FL to I1, SECTOR 2 = I1 to I2, SECTOR 3 = I2 to FL, DIFF = Difference To Personal Best Lap, P = Crossed Finish Line in Pit Lane, D = Time Disallowed

|            |               |             |               |             |               |              |                     |              |       |                     |
|------------|---------------|-------------|---------------|-------------|---------------|--------------|---------------------|--------------|-------|---------------------|
| 2 -        | 36.086        | 85.2        | 52.730        | 71.3        | 27.709        | <b>104.0</b> | 1:56.525            | 75.17        | 3.139 | 09:27:31.814        |
| 3 -        | 35.459        | 86.0        | 52.280        | <b>75.0</b> | <b>26.931</b> | 103.0        | 1:54.670 (3)        | 76.39        | 1.284 | 09:29:26.484        |
| <b>4 -</b> | <b>34.874</b> | 85.8        | 51.068        | 66.6        | 27.444        | 103.4        | <b>1:53.386 (1)</b> | <b>77.25</b> |       | <b>09:31:19.870</b> |
| 5 -        | 35.732        | 82.9        | 52.789        | 69.9        | 27.470        | 103.2        | 1:55.991            | 75.52        | 2.605 | 09:33:15.861        |
| 6 -        | 35.225        | <b>86.2</b> | <b>50.361</b> | 74.4        | 28.117        | 101.9        | 1:53.703 (2)        | 77.04        | 0.317 | 09:35:09.564        |

**P23 8 9 Tony DITHERIDGE**

Cooper T45

IDEAL LAP TIME : 1:53.077

BEST LAP TIME : 1:53.412

DIFFERENCE : 0.335

| LAP | SECTOR 1 |      | SECTOR 2 |      | SECTOR 3 |       | LAP TIME     | MPH   | DIFF   | TIME OF DAY  |
|-----|----------|------|----------|------|----------|-------|--------------|-------|--------|--------------|
| 1 - | OUTLAP   | 63.1 | 57.565   | 68.0 | 29.118   | 103.5 | 2:12.178     | 66.27 | 18.766 | 09:26:33.302 |
| 2 - | 37.478   | 78.3 | 51.282   | 76.1 | 26.336   | 115.3 | 1:55.096 (3) | 76.10 | 1.684  | 09:28:28.398 |
| 3 - | 35.742   | 84.2 | 52.582   | 73.8 | 26.899   | 108.4 | 1:55.223     | 76.02 | 1.811  | 09:30:23.621 |
| 4 - | 36.077   | 84.9 | 51.015   | 75.0 | 26.320   | 113.3 | 1:53.412 (1) | 77.23 |        | 09:32:17.033 |
| 5 - | 36.378   | 84.0 | 51.213   | 75.7 | 27.476   | 109.4 | 1:55.067 (2) | 76.12 | 1.655  | 09:34:12.100 |

**P24 248 6****Klaus LEHR**

Maserati 250F CM5

IDEAL LAP TIME : 1:52.855

BEST LAP TIME : 1:53.442

DIFFERENCE : 0.587

| LAP | SECTOR 1 |      | SECTOR 2 |      | SECTOR 3 |       | LAP TIME     | MPH   | DIFF   | TIME OF DAY  |
|-----|----------|------|----------|------|----------|-------|--------------|-------|--------|--------------|
| 1 - | OUTLAP   | 64.6 | 1:05.055 | 61.3 | 29.819   | 98.1  | 2:22.868     | 61.31 | 29.426 | 09:27:12.762 |
| 2 - | 38.053   | 69.0 | 55.252   | 64.2 | 27.591   | 110.5 | 2:00.896     | 72.45 | 7.454  | 09:29:13.658 |
| 3 - | 37.230   | 75.0 | 53.842   | 71.3 | 26.352   | 115.9 | 1:57.424 (3) | 74.60 | 3.982  | 09:31:11.082 |
| 4 - | 35.517   | 85.5 | 51.554   | 72.7 | 26.371   | 116.3 | 1:53.442 (1) | 77.21 |        | 09:33:04.524 |
| 5 - | 35.049   | 85.5 | 51.454   | 78.4 | 27.565   | 113.3 | 1:54.068 (2) | 76.79 | 0.626  | 09:34:58.592 |

**P25 6 12****John EMERY**

Brabham BT4

IDEAL LAP TIME : 1:51.723

BEST LAP TIME : 1:53.644

DIFFERENCE : 1.921

| LAP        | SECTOR 1      |             | SECTOR 2      |             | SECTOR 3      |              | LAP TIME            | MPH          | DIFF   | TIME OF DAY         |
|------------|---------------|-------------|---------------|-------------|---------------|--------------|---------------------|--------------|--------|---------------------|
| 1 -        | OUTLAP        | 67.3        | 57.730        | 68.4        | 30.114        | 97.8         | 2:14.104            | 65.32        | 20.460 | 09:26:33.885        |
| 2 -        | 38.123        | 81.3        | 52.423        | 74.8        | 25.746        | 119.6        | 1:56.292            | 75.32        | 2.648  | 09:28:30.177        |
| 3 -        | <b>36.451</b> | 84.2        | 51.566        | 74.5        | 26.078        | 117.3        | 1:54.095 (2)        | 76.77        | 0.451  | 09:30:24.272        |
| <b>4 -</b> | 37.610        | 79.8        | 50.579        | 78.1        | <b>25.455</b> | <b>120.9</b> | <b>1:53.644 (1)</b> | <b>77.08</b> |        | <b>09:32:17.916</b> |
| 5 -        | 37.924        | 82.7        | <b>49.817</b> | <b>78.3</b> | 27.511        | 92.0         | 1:55.252 (3)        | 76.00        | 1.608  | 09:34:13.168        |
| 6 -        | 36.864        | <b>84.9</b> | 1:02.312      | 58.4        | 27.591        | 115.9        | 2:06.767            | 69.10        | 13.123 | 09:36:19.935        |

**P26 133 5****Chris PHILLIPS**

Cooper Bristol Mk2

IDEAL LAP TIME : 1:54.349

BEST LAP TIME : 1:54.731

DIFFERENCE : 0.382

| LAP | SECTOR 1 |      | SECTOR 2 |      | SECTOR 3 |       | LAP TIME     | MPH   | DIFF   | TIME OF DAY  |
|-----|----------|------|----------|------|----------|-------|--------------|-------|--------|--------------|
| 1 - | OUTLAP   | 57.5 | 1:01.979 | 59.0 | 30.884   | 98.9  | 2:20.336     | 62.42 | 25.605 | 09:27:07.238 |
| 2 - | 41.226   | 78.3 | 53.805   | 71.4 | 28.382   | 104.6 | 2:03.413     | 70.97 | 8.682  | 09:29:10.651 |
| 3 - | 37.118   | 86.7 | 52.243   | 74.0 | 26.948   | 108.2 | 1:56.309 (3) | 75.31 | 1.578  | 09:31:06.960 |
| 4 - | 36.222   | 82.6 | 51.665   | 71.5 | 26.844   | 108.5 | 1:54.731 (1) | 76.35 |        | 09:33:01.691 |
| 5 - | 36.111   | 87.6 | 52.382   | 75.4 | 26.870   | 108.5 | 1:55.363 (2) | 75.93 | 0.632  | 09:34:57.054 |

**P27 119 5****Paul GRANT**

Cooper Bristol Mk2

IDEAL LAP TIME : 1:54.053

BEST LAP TIME : 1:55.013

DIFFERENCE : 0.960

| LAP | SECTOR 1 |      | SECTOR 2 |      | SECTOR 3 |       | LAP TIME     | MPH   | DIFF   | TIME OF DAY  |
|-----|----------|------|----------|------|----------|-------|--------------|-------|--------|--------------|
| 1 - | OUTLAP   | 74.8 | 56.060   | 64.5 | 29.676   | 100.1 | 2:09.618     | 67.58 | 14.605 | 09:26:28.121 |
| 2 - | 36.976   | 76.3 | 54.408   | 64.9 | 28.048   | 104.8 | 1:59.432     | 73.34 | 4.419  | 09:28:27.553 |
| 3 - | 36.165   | 80.1 | 53.651   | 69.8 | 27.201   | 104.8 | 1:57.017 (3) | 74.85 | 2.004  | 09:30:24.570 |
| 4 - | 36.633   | 80.6 | 52.628   | 71.5 | 27.086   | 103.4 | 1:56.347 (2) | 75.29 | 1.334  | 09:32:20.917 |
| 5 - | 36.090   | 80.8 | 51.698   | 75.2 | 27.225   | 104.3 | 1:55.013 (1) | 76.16 |        | 09:34:15.930 |
| 6 - | 35.269   | 82.3 | 1:00.819 | 61.6 | 29.123   | 105.5 | 2:05.211     | 69.96 | 10.198 | 09:36:21.141 |

**P28 14 12****Tom DE GRES**

Brabham BT14

IDEAL LAP TIME : 1:55.540

BEST LAP TIME : 1:55.540

DIFFERENCE : 0.000

| LAP | SECTOR 1 | SECTOR 2 | SECTOR 3 | LAP TIME | MPH | DIFF | TIME OF DAY |
|-----|----------|----------|----------|----------|-----|------|-------------|
|-----|----------|----------|----------|----------|-----|------|-------------|





## Legends of Brands Hatch Superprix

## HGPCA Pre '61 &amp; Pre '66

## QUALIFYING - RACE 2 &amp; 6 - SECTOR ANALYSIS

SECTOR 1 = FL to I1, SECTOR 2 = I1 to I2, SECTOR 3 = I2 to FL, DIFF = Difference To Personal Best Lap, P = Crossed Finish Line in Pit Lane, D = Time Disallowed

|     |               |             |               |             |               |              |                     |              |        |                     |
|-----|---------------|-------------|---------------|-------------|---------------|--------------|---------------------|--------------|--------|---------------------|
| 1 - | OUTLAP        | 53.3        | 1:03.578      | 59.1        | 29.715        | 99.8         | 2:24.164            | 60.76        | 28.624 | 09:27:08.187        |
| 2 - | 39.136        | 79.1        | 54.212        | 67.8        | 27.974        | 100.1        | 2:01.322 (3)        | 72.20        | 5.782  | 09:29:09.509        |
| 3 - | 40.549        | 77.6        | 55.428        | 61.9        | 28.202        | 108.4        | 2:04.179            | 70.54        | 8.639  | 09:31:13.688        |
| 4 - | <b>36.312</b> | 85.7        | <b>51.948</b> | <b>72.1</b> | <b>27.280</b> | <b>109.1</b> | <b>1:55.540 (1)</b> | <b>75.81</b> |        | <b>09:33:09.228</b> |
| 5 - | 36.474        | <b>89.8</b> | 52.422        | 64.1        | 28.559        | 107.8        | 1:57.455 (2)        | 74.58        | 1.915  | 09:35:06.683        |

**P29 132 5 Guy PLANTE**

Cooper Bristol

IDEAL LAP TIME : 1:56.666

BEST LAP TIME : 1:56.985

DIFFERENCE : 0.319

| LAP | SECTOR 1 |             | SECTOR 2      |             | SECTOR 3      |              | LAP TIME            | MPH          | DIFF   | TIME OF DAY         |
|-----|----------|-------------|---------------|-------------|---------------|--------------|---------------------|--------------|--------|---------------------|
| 1 - | OUTLAP   | 80.6        | 55.279        | 74.0        | 29.524        | 94.9         | 2:10.093            | 67.33        | 13.108 | 09:27:28.880        |
| 2 - | 37.829   | <b>86.2</b> | 54.341        | 72.2        | 28.310        | 101.3        | 2:00.480 <b>(3)</b> | 72.70        | 3.495  | 09:29:29.360        |
| 3 - | 36.552   | 84.8        | 54.619        | 68.5        | 29.579        | 101.0        | 2:00.750            | 72.54        | 3.765  | 09:31:30.110        |
| 4 - | 36.851   | 84.0        | 53.085        | 72.5        | 28.590        | 97.6         | 1:58.526 <b>(2)</b> | 73.90        | 1.541  | 09:33:28.636        |
| 5 - | 36.478   | 83.4        | <b>52.877</b> | <b>75.5</b> | <b>27.630</b> | <b>101.6</b> | <b>1:56.985 (1)</b> | <b>74.88</b> |        | <b>09:35:25.621</b> |

**P30 116 7a Charles MCCABE**

BRM P25

IDEAL LAP TIME : 1:56.333

BEST LAP TIME : 1:57.281

DIFFERENCE : 0.948

| LAP | SECTOR 1 |      | SECTOR 2 |      | SECTOR 3 |       | LAP TIME     | MPH   | DIFF      | TIME OF DAY  |
|-----|----------|------|----------|------|----------|-------|--------------|-------|-----------|--------------|
| 1 - | OUTLAP   | 67.8 | 1:04.547 | 59.9 | 29.024   | 106.8 | 2:16.916     | 63.97 | 19.635    | 09:27:15.844 |
| 2 - | 38.294   | 78.2 | 56.653   | 64.1 | 27.989   | 107.2 | 2:02.936     | 71.25 | 5.655     | 09:29:18.780 |
| 3 - | 36.517   | 78.7 | 55.399   | 62.8 | 27.693   | 109.4 | 1:59.609 (3) | 73.23 | 2.328     | 09:31:18.389 |
| 4 - | 36.847   | 82.0 | 52.769   | 72.2 | 27.665   | 105.5 | 1:57.281 (1) | 74.69 |           | 09:33:15.670 |
| 5 - | 37.178   | 79.6 | 53.533   | 66.3 | 27.283   | 108.7 | 1:57.994 (2) | 74.23 | 0.713     | 09:35:13.664 |
| 6 - | 38.211   | 81.9 | 1:01.403 | 48.3 | IN PIT   |       | 13:25.469 P  | 10.87 | 11:28.188 | 09:48:39.133 |
| 7 - | OUTLAP   | 64.8 | 1:01.370 | 65.2 | 28.110   | 105.6 | 2:15.471     | 64.66 | 18.190    | 09:50:54.604 |
| 8 - | 37.634   | 80.0 | 59.042   | 66.8 | 27.600   | 105.3 | 2:04.276     | 70.48 | 6.995     | 09:52:58.880 |
| 9 - | 36.868   | 79.4 | 56.913   | 68.0 | 27.047   | 109.6 | 2:00.828     | 72.49 | 3.547     | 09:54:59.708 |

**P31 136 5 Erik STAES**

Cooper Bristol Mk2

IDEAL LAP TIME : 1:57.399

BEST LAP TIME : 1:57.399

DIFFERENCE : 0.000

| LAP | SECTOR 1 |      | SECTOR 2 |      | SECTOR 3 |       | LAP TIME     | MPH   | DIFF   | TIME OF DAY  |
|-----|----------|------|----------|------|----------|-------|--------------|-------|--------|--------------|
| 1 - | OUTLAP   | 55.7 | 1:03.281 | 58.5 | 29.940   | 100.0 | 2:21.073     | 62.09 | 23.674 | 09:27:09.285 |
| 2 - | 40.097   | 75.9 | 55.109   | 62.6 | 28.622   | 100.4 | 2:03.828 (3) | 70.74 | 6.429  | 09:29:13.113 |
| 3 - | 40.575   | 69.4 | 55.814   | 64.7 | 28.150   | 102.6 | 2:04.539     | 70.33 | 7.140  | 09:31:17.652 |
| 4 - | 39.178   | 73.1 | 53.386   | 67.5 | 27.752   | 104.3 | 2:00.316 (2) | 72.80 | 2.917  | 09:33:17.968 |
| 5 - | 37.135   | 76.0 | 52.513   | 66.7 | 27.751   | 104.6 | 1:57.399 (1) | 74.61 |        | 09:35:15.367 |

**P32 118 7a Malcolm COOK**

Connaught C8

IDEAL LAP TIME : 2:01.512

BEST LAP TIME : 2:01.512

DIFFERENCE : 0.000

| LAP | SECTOR 1      |      | SECTOR 2      |             | SECTOR 3      |              | LAP TIME            | MPH          | DIFF   | TIME OF DAY         |
|-----|---------------|------|---------------|-------------|---------------|--------------|---------------------|--------------|--------|---------------------|
| 1 - | OUTLAP        | 72.4 | 1:19.411      | 56.2        | 29.738        | <b>107.0</b> | 2:31.953            | 57.64        | 30.441 | 09:27:49.630        |
| 2 - | <b>38.665</b> | 75.4 | <b>53.883</b> | <b>73.4</b> | <b>28.964</b> | 88.3         | <b>2:01.512 (1)</b> | <b>72.09</b> |        | <b>09:29:51.142</b> |

**P33 40 7b Stephan JÖBSTL**

Cooper Maserati T51

IDEAL LAP TIME : 2:15.915

BEST LAP TIME : 2:16.966

DIFFERENCE : 1.051

| LAP | SECTOR 1      |      | SECTOR 2        |             | SECTOR 3      |             | LAP TIME            | MPH          | DIFF  | TIME OF DAY         |
|-----|---------------|------|-----------------|-------------|---------------|-------------|---------------------|--------------|-------|---------------------|
| 1 - | OUTLAP        | 64.1 | 1:05.270        | 58.1        | 32.824        | 96.9        | 2:22.496            | 61.47        | 5.530 | 09:25:56.890        |
| 2 - | <b>40.955</b> | 66.7 | 1:05.050        | 60.6        | 31.319        | <b>97.6</b> | 2:17.324 <b>(2)</b> | 63.78        | 0.358 | 09:28:14.214        |
| 3 - | 41.313        | 69.9 | 1:05.423        | 61.1        | 31.165        | 93.5        | 2:17.901 <b>(3)</b> | 63.52        | 0.935 | 09:30:32.115        |
| 4 - | 42.006        | 61.4 | <b>1:04.101</b> | <b>64.9</b> | <b>30.859</b> | 94.6        | <b>2:16.966 (1)</b> | <b>63.95</b> |       | <b>09:32:49.081</b> |
| 5 - | 41.024        | 64.9 | 1:06.729        | 54.5        | 32.070        | 92.0        | 2:19.823            | 62.64        | 2.857 | 09:35:08.904        |

**P34 29 10 Robert PULLEYN**

Lotus 18

IDEAL LAP TIME : 2:16.375

BEST LAP TIME : 2:19.072

DIFFERENCE : 2.697

| LAP | SECTOR 1 |      | SECTOR 2 |      | SECTOR 3 |      | LAP TIME | MPH   | DIFF   | TIME OF DAY  |
|-----|----------|------|----------|------|----------|------|----------|-------|--------|--------------|
| 1 - | OUTLAP   | 56.0 | 1:16.431 | 55.3 | 36.694   | 81.8 | 2:54.194 | 50.28 | 35.122 | 09:27:24.959 |

Sheet No:



## Legends of Brands Hatch Superprix

HGPCA Pre '61 & Pre '66

### QUALIFYING - RACE 2 & 6 - SECTOR ANALYSIS

SECTOR 1 = FL to I1, SECTOR 2 = I1 to I2, SECTOR 3 = I2 to FL, DIFF = Difference To Personal Best Lap, P = Crossed Finish Line in Pit Lane, D = Time Disallowed

|     |               |             |                 |             |               |             |                     |              |           |                     |
|-----|---------------|-------------|-----------------|-------------|---------------|-------------|---------------------|--------------|-----------|---------------------|
| 2 - | 46.635        | 66.1        | 1:05.620        | 52.6        | 36.495        | 84.9        | 2:28.750            | 58.88        | 9.678     | 09:29:53.709        |
| 3 - | 42.815        | 71.3        | <b>1:03.034</b> | 55.2        | 33.223        | <b>91.5</b> | <b>2:19.072 (1)</b> | <b>62.98</b> |           | <b>09:32:12.781</b> |
| 4 - | 45.014        | 68.1        | 1:06.489        | 52.4        | 33.062        | 90.0        | 2:24.565 (3)        | 60.59        | 5.493     | 09:34:37.346        |
| 5 - | 41.680        | 73.3        | 1:06.246        | <b>62.5</b> | IN PIT        |             | 13:58.337 P         | 10.44        | 11:39.265 | 09:48:35.683        |
| 6 - | OUTLAP        | 66.4        | 1:13.087        | 56.5        | 33.591        | 88.4        | 2:35.648            | 56.27        | 16.576    | 09:51:11.331        |
| 7 - | <b>40.870</b> | <b>75.4</b> | 1:05.817        | 60.5        | <b>32.471</b> | 87.3        | 2:19.158 (2)        | 62.94        | 0.086     | 09:53:30.489        |

**P35 112 1**

**John GILLETT**

**MG K3**

IDEAL LAP TIME : 2:31.711

BEST LAP TIME : 2:31.711

DIFFERENCE : 0.000

| LAP | SECTOR 1      |             | SECTOR 2        |             | SECTOR 3      |             | LAP TIME            | MPH          | DIFF   | TIME OF DAY         |
|-----|---------------|-------------|-----------------|-------------|---------------|-------------|---------------------|--------------|--------|---------------------|
| 1 - | OUTLAP        | 49.5        | 1:17.264        | 53.1        | 37.699        | 74.8        | 2:49.887            | 51.56        | 18.176 | 09:27:31.531        |
| 2 - | 46.273        | 68.0        | 1:12.621        | <b>57.4</b> | 36.411        | 82.7        | 2:35.305 <b>(3)</b> | 56.40        | 3.594  | 09:30:06.836        |
| 3 - | <b>45.575</b> | 68.7        | <b>1:10.680</b> | 52.2        | <b>35.456</b> | <b>84.4</b> | <b>2:31.711 (1)</b> | <b>57.74</b> |        | <b>09:32:38.547</b> |
| 4 - | 45.930        | <b>69.3</b> | 1:11.755        | 49.5        | 36.410        | 82.3        | 2:34.095 <b>(2)</b> | 56.84        | 2.384  | 09:35:12.642        |

Weather / Track : Sunny / Dry

Results can be found at [www.tsl-timing.com](http://www.tsl-timing.com)

Page 7 of 7

Brands Hatch GP  
Circuit Length = 2.4332 miles  
Start: 09:23 Flag 09:53 End: 09:55

Printed - 09:59 Saturday, 29 June 2019



## Legends of Brands Hatch Superprix

HGPCA Pre '61 &amp; Pre '66

## QUALIFYING - RACE 2 &amp; 6 - BEST SECTORS

| SECTOR 1 |     |              |        | SECTOR 2 |              |          |     | SECTOR 3     |        |     |     | IDEAL / BEST COMPARISON |          |          |       |  |
|----------|-----|--------------|--------|----------|--------------|----------|-----|--------------|--------|-----|-----|-------------------------|----------|----------|-------|--|
| POS      | NO  | NAME         | TIME   | NO       | NAME         | TIME     | NO  | NAME         | TIME   | POS | NO  | NAME                    | IDEAL    | BEST     | DIFF  |  |
|          |     |              |        |          |              |          |     |              |        |     |     | PERFECT LAP             |          | 1:40.581 |       |  |
| 1        | 25  | MIDDLEHURST  | 32.160 | 25       | MIDDLEHURST  | 44.675   | 11  | FAIRLEY      | 23.746 | 1   | 25  |                         | 1:40.655 | 1:40.655 | 0.000 |  |
| 2        | 22  | HORSMAN      | 32.428 | 22       | HORSMAN      | 45.414   | 25  | MIDDLEHURST  | 23.820 | 2   | 22  |                         | 1:41.730 | 1:41.992 | 0.262 |  |
| 3        | 11  | FAIRLEY      | 32.691 | 3        | CANNELL      | 45.765   | 22  | HORSMAN      | 23.888 | 3   | 3   |                         | 1:42.704 | 1:42.950 | 0.246 |  |
| 4        | 12  | FRIEDRICHS   | 32.693 | 11       | FAIRLEY      | 46.403   | 3   | CANNELL      | 24.093 | 4   | 11  |                         | 1:42.840 | 1:42.935 | 0.095 |  |
| 5        | 3   | CANNELL      | 32.846 | 35       | TARLING      | 46.571   | 12  | FRIEDRICHS   | 24.230 | 5   | 12  |                         | 1:44.107 | 1:44.511 | 0.404 |  |
| 6        | 35  | TARLING      | 32.872 | 69       | TILLEY       | 46.897   | 7   | BLEES        | 24.496 | 6   | 35  |                         | 1:45.043 | 1:45.043 | 0.000 |  |
| 7        | 9   | DANIELL      | 32.984 | 12       | FRIEDRICHS   | 47.184   | 69  | TILLEY       | 24.627 | 7   | 9   |                         | 1:45.186 | 1:45.243 | 0.057 |  |
| 8        | 7   | BLEES        | 33.191 | 9        | DANIELL      | 47.193   | 9   | DANIELL      | 25.009 | 8   | 69  |                         | 1:45.630 | 1:45.937 | 0.307 |  |
| 9        | 37  | PERK         | 33.395 | 7        | BLEES        | 48.015   | 37  | PERK         | 25.115 | 9   | 7   |                         | 1:45.702 | 1:46.104 | 0.402 |  |
| 10       | 4   | THORNTON     | 33.571 | 4        | THORNTON     | 48.100   | 4   | THORNTON     | 25.249 | 10  | 37  |                         | 1:46.880 | 1:46.880 | 0.000 |  |
| 11       | 69  | TILLEY       | 34.106 | 37       | PERK         | 48.370   | 138 | WILSON       | 25.443 | 11  | 4   |                         | 1:46.920 | 1:48.046 | 1.126 |  |
| 12       | 47  | JOLLIFFE     | 34.150 | 47       | JOLLIFFE     | 48.896   | 6   | EMERY        | 25.455 | 12  | 47  |                         | 1:49.309 | 1:50.749 | 1.440 |  |
| 13       | 15  | MATZELBERGER | 34.270 | 138      | WILSON       | 49.434   | 18  | CHISHOLM     | 25.459 | 13  | 138 |                         | 1:49.610 | 1:49.622 | 0.012 |  |
| 14       | 18  | CHISHOLM     | 34.390 | 6        | EMERY        | 49.817   | 35  | TARLING      | 25.600 | 14  | 15  |                         | 1:50.180 | 1:50.180 | 0.000 |  |
| 15       | 121 | NUTHALL      | 34.402 | 173      | DARK         | 49.849   | 2   | JOLLEY       | 25.654 | 15  | 173 |                         | 1:50.456 | 1:50.762 | 0.306 |  |
| 16       | 138 | WILSON       | 34.733 | 121      | NUTHALL      | 49.927   | 122 | HART         | 25.735 | 16  | 121 |                         | 1:50.859 | 1:50.859 | 0.000 |  |
| 17       | 173 | DARK         | 34.864 | 15       | MATZELBERGER | 50.160   | 173 | DARK         | 25.743 | 17  | 2   |                         | 1:51.031 | 1:52.097 | 1.066 |  |
| 18       | 111 | TAYLOR       | 34.874 | 122      | HART         | 50.204   | 15  | MATZELBERGER | 25.750 | 18  | 18  |                         | 1:51.129 | 1:51.323 | 0.194 |  |
| 19       | 2   | JOLLEY       | 34.963 | 111      | TAYLOR       | 50.361   | 47  | JOLLIFFE     | 26.263 | 19  | 122 |                         | 1:51.232 | 1:51.483 | 0.251 |  |
| 20       | 248 | LEHR         | 35.049 | 2        | JOLLEY       | 50.414   | 8   | DITHERIDGE   | 26.320 | 20  | 6   |                         | 1:51.723 | 1:53.644 | 1.921 |  |
| 21       | 119 | GRANT        | 35.269 | 8        | DITHERIDGE   | 51.015   | 248 | LEHR         | 26.352 | 21  | 111 |                         | 1:52.166 | 1:53.386 | 1.220 |  |
| 22       | 122 | HART         | 35.293 | 18       | CHISHOLM     | 51.280   | 121 | NUTHALL      | 26.530 | 22  | 248 |                         | 1:52.855 | 1:53.442 | 0.587 |  |
| 23       | 8   | DITHERIDGE   | 35.742 | 248      | LEHR         | 51.454   | 133 | PHILLIPS     | 26.844 | 23  | 8   |                         | 1:53.077 | 1:53.412 | 0.335 |  |
| 24       | 133 | PHILLIPS     | 35.840 | 133      | PHILLIPS     | 51.665   | 111 | TAYLOR       | 26.931 | 24  | 119 |                         | 1:54.053 | 1:55.013 | 0.960 |  |
| 25       | 132 | PLANTE       | 36.159 | 119      | GRANT        | 51.698   | 116 | MCCABE       | 27.047 | 25  | 133 |                         | 1:54.349 | 1:54.731 | 0.382 |  |
| 26       | 14  | DE GRES      | 36.312 | 14       | DE GRES      | 51.948   | 119 | GRANT        | 27.086 | 26  | 14  |                         | 1:55.540 | 1:55.540 | 0.000 |  |
| 27       | 6   | EMERY        | 36.451 | 136      | STAES        | 52.513   | 14  | DE GRES      | 27.280 | 27  | 116 |                         | 1:56.333 | 1:57.281 | 0.948 |  |
| 28       | 116 | MCCABE       | 36.517 | 116      | MCCABE       | 52.769   | 132 | PLANTE       | 27.630 | 28  | 132 |                         | 1:56.666 | 1:56.985 | 0.319 |  |
| 29       | 136 | STAES        | 37.135 | 132      | PLANTE       | 52.877   | 136 | STAES        | 27.751 | 29  | 136 |                         | 1:57.399 | 1:57.399 | 0.000 |  |
| 30       | 118 | COOK         | 38.665 | 118      | COOK         | 53.883   | 118 | COOK         | 28.964 | 30  | 118 |                         | 2:01.512 | 2:01.512 | 0.000 |  |
| 31       | 29  | PULLEYN      | 40.870 | 49       | BEAUMONT     | 57.116   | 40  | JÖBSTL       | 30.859 | 31  | 40  |                         | 2:15.915 | 2:16.966 | 1.051 |  |
| 32       | 40  | JÖBSTL       | 40.955 | 29       | PULLEYN      | 1:03.034 | 29  | PULLEYN      | 32.471 | 32  | 29  |                         | 2:16.375 | 2:19.072 | 2.697 |  |
| 33       | 112 | GILLET       | 45.575 | 40       | JÖBSTL       | 1:04.101 | 112 | GILLET       | 35.456 | 33  | 112 |                         | 2:31.711 | 2:31.711 | 0.000 |  |
| 34       |     |              |        | 112      | GILLET       | 1:10.680 |     |              |        | 34  | 49  |                         |          | 1:46.798 |       |  |
| 35       |     |              |        |          |              |          |     |              |        | 35  | 91  |                         |          | 1:42.971 |       |  |



## Legends of Brands Hatch Superprix

HGPCA Pre '61 &amp; Pre '66

## QUALIFYING - RACE 2 &amp; 6 - BEST SPEEDS

| INTERMEDIATE 1 |     |              |       | INTERMEDIATE 2 |              |      |  | FINISH LINE |              |       |  |
|----------------|-----|--------------|-------|----------------|--------------|------|--|-------------|--------------|-------|--|
| POS            | NO  | NAME         | MPH   | NO             | NAME         | MPH  |  | NO          | NAME         | MPH   |  |
| 1              | 11  | FAIRLEY      | 105.5 | 11             | FAIRLEY      | 87.7 |  | 122         | HART         | 134.4 |  |
| 2              | 12  | FRIEDRICHS   | 101.5 | 22             | HORSMAN      | 83.1 |  | 22          | HORSMAN      | 130.3 |  |
| 3              | 25  | MIDDLEHURST  | 100.6 | 7              | BLEES        | 83.0 |  | 11          | FAIRLEY      | 129.5 |  |
| 4              | 22  | HORSMAN      | 100.3 | 25             | MIDDLEHURST  | 82.9 |  | 12          | FRIEDRICHS   | 127.0 |  |
| 5              | 7   | BLEES        | 97.3  | 35             | TARLING      | 82.0 |  | 15          | MATZELBERGER | 125.4 |  |
| 6              | 9   | DANIELL      | 94.1  | 3              | CANNELL      | 79.9 |  | 25          | MIDDLEHURST  | 124.0 |  |
| 7              | 35  | TARLING      | 93.9  | 37             | PERK         | 79.8 |  | 3           | CANNELL      | 123.8 |  |
| 8              | 3   | CANNELL      | 92.9  | 121            | NUTHALL      | 79.5 |  | 2           | JOLLEY       | 122.9 |  |
| 9              | 37  | PERK         | 92.4  | 173            | DARK         | 79.3 |  | 6           | EMERY        | 120.9 |  |
| 10             | 2   | JOLLEY       | 92.1  | 248            | LEHR         | 78.4 |  | 9           | DANIELL      | 120.6 |  |
| 11             | 4   | THORNTON     | 91.1  | 6              | EMERY        | 78.3 |  | 173         | DARK         | 120.4 |  |
| 12             | 14  | DE GRES      | 89.8  | 12             | FRIEDRICHS   | 78.0 |  | 69          | TILLEY       | 119.8 |  |
| 13             | 138 | WILSON       | 89.7  | 4              | THORNTON     | 77.9 |  | 7           | BLEES        | 118.7 |  |
| 14             | 173 | DARK         | 88.6  | 9              | DANIELL      | 77.6 |  | 18          | CHISHOLM     | 117.7 |  |
| 15             | 69  | TILLEY       | 88.4  | 18             | CHISHOLM     | 76.7 |  | 37          | PERK         | 116.5 |  |
| 16             | 47  | JOLLIFFE     | 88.4  | 15             | MATZELBERGER | 76.6 |  | 138         | WILSON       | 116.5 |  |
| 17             | 121 | NUTHALL      | 88.3  | 8              | DITHERIDGE   | 76.1 |  | 248         | LEHR         | 116.3 |  |
| 18             | 18  | CHISHOLM     | 88.1  | 69             | TILLEY       | 75.8 |  | 8           | DITHERIDGE   | 115.3 |  |
| 19             | 133 | PHILLIPS     | 87.6  | 132            | PLANTE       | 75.5 |  | 47          | JOLLIFFE     | 114.9 |  |
| 20             | 15  | MATZELBERGER | 87.4  | 133            | PHILLIPS     | 75.4 |  | 4           | THORNTON     | 114.1 |  |
| 21             | 122 | HART         | 86.8  | 119            | GRANT        | 75.2 |  | 35          | TARLING      | 111.1 |  |
| 22             | 111 | TAYLOR       | 86.2  | 111            | TAYLOR       | 75.0 |  | 121         | NUTHALL      | 110.1 |  |
| 23             | 132 | PLANTE       | 86.2  | 138            | WILSON       | 74.0 |  | 116         | MCCABE       | 109.6 |  |
| 24             | 248 | LEHR         | 85.5  | 118            | COOK         | 73.4 |  | 14          | DE GRES      | 109.1 |  |
| 25             | 8   | DITHERIDGE   | 84.9  | 47             | JOLLIFFE     | 73.2 |  | 133         | PHILLIPS     | 108.5 |  |
| 26             | 6   | EMERY        | 84.9  | 116            | MCCABE       | 72.2 |  | 118         | COOK         | 107.0 |  |
| 27             | 119 | GRANT        | 82.3  | 14             | DE GRES      | 72.1 |  | 119         | GRANT        | 105.5 |  |
| 28             | 116 | MCCABE       | 82.0  | 2              | JOLLEY       | 71.1 |  | 136         | STAES        | 104.6 |  |
| 29             | 118 | COOK         | 78.6  | 122            | HART         | 70.2 |  | 111         | TAYLOR       | 104.0 |  |
| 30             | 136 | STAES        | 77.8  | 49             | BEAUMONT     | 67.9 |  | 132         | PLANTE       | 101.6 |  |
| 31             | 29  | PULLEYN      | 75.4  | 136            | STAES        | 67.5 |  | 40          | JÖBSTL       | 97.6  |  |
| 32             | 40  | JÖBSTL       | 72.7  | 40             | JÖBSTL       | 64.9 |  | 29          | PULLEYN      | 91.5  |  |
| 33             | 112 | GILLET       | 69.3  | 29             | PULLEYN      | 62.5 |  | 112         | GILLET       | 84.4  |  |
| 34             | 49  | BEAUMONT     | 66.9  | 112            | GILLET       | 57.4 |  |             |              |       |  |
| 35             |     |              |       |                |              |      |  |             |              |       |  |

Sheet No:



## Legends of Brands Hatch Superprix

HGPCA Pre '61 & Pre '66

### QUALIFYING - RACE 2 & 6 - STATISTICS

**Competitors Started** 35  
**Planned Start** 2019-06-29 @ 09:25:00.000  
**Actual Start** 2019-06-29 @ 09:23:11.577  
**Finish Time** 2019-06-29 @ 09:53:16.086  
**Track Length** 2.4332mi.  
**Total Laps** 204  
**Total Distance Covered** 496.3910mi.

#### Session Fastest Lap History

| NO | CL | NAME             | LAP TIME | TIME OF DAY  | LAP | VEHICLE     |
|----|----|------------------|----------|--------------|-----|-------------|
| 22 | 12 | Peter HORSMAN    | 1:50.969 | 09:27:12.063 | 2   | Lotus 18/21 |
| 25 | 11 | Andy MIDDLEHURST | 1:46.931 | 09:27:15.813 | 2   | Lotus 25 R4 |
| 91 | 7b | Chris DRAKE      | 1:46.505 | 09:27:57.631 | 1   | Cooper T53  |
| 22 | 12 | Peter HORSMAN    | 1:42.674 | 09:28:54.760 | 3   | Lotus 18/21 |
| 22 | 12 | Peter HORSMAN    | 1:41.992 | 09:30:36.752 | 4   | Lotus 18/21 |
| 25 | 11 | Andy MIDDLEHURST | 1:40.655 | 09:30:42.075 | 4   | Lotus 25 R4 |

#### Flag History

| TYPE   | TIME OF DAY  |
|--------|--------------|
| GREEN  | 09:23:11.577 |
| RED    | 09:36:29.560 |
| GREEN  | 09:48:13.302 |
| FINISH | 09:53:16.086 |

#### Flag Statistics

| TYPE       | COUNT | TOTAL LAPS | TOTAL TIME |
|------------|-------|------------|------------|
| Green      | 2     | 10         | 20:15.841  |
| Red        | 1     | 0          | 11:43.742  |
| Safety Car | 0     | 0          | 0.000      |
| FCY        | 0     | 0          | 0.000      |

Weather / Track : Sunny / Dry

These results are provisional until the conclusion of any judicial and technical matters.

Brands Hatch GP

Circuit Length = 2.4332 miles

Start: 09:23 Flag 09:53 End: 09:55

Clerk Of Course : Julian Floyd

Timekeeper : Nick Palmer

Sheet No:



## Legends of Brands Hatch Superprix

HGPCA Pre '61 & Pre '66

### QUALIFYING - RACE 2 & 6 - STATISTICS

CLASS : 1

1 Starters

#### Fastest Lap History

| NO  | NAME         | LAP TIME | TIME OF DAY  | LAP | VEHICLE |
|-----|--------------|----------|--------------|-----|---------|
| 112 | John GILLETT | 2:35.305 | 09:30:06.846 | 2   | MG K3   |
| 112 | John GILLETT | 2:31.711 | 09:32:38.559 | 3   | MG K3   |

Weather / Track : Sunny / Dry

These results are provisional until the conclusion of any judicial and technical matters.

Brands Hatch GP

Circuit Length = 2.4332 miles

Start: 09:23 Flag 09:53 End: 09:55

Clerk Of Course : Julian Floyd

Timekeeper : Nick Palmer



Sheet No:



## Legends of Brands Hatch Superprix

HGPCA Pre '61 & Pre '66

### QUALIFYING - RACE 2 & 6 - STATISTICS

CLASS : 2

1 Starters

#### Fastest Lap History

| NO  | NAME     | LAP TIME | TIME OF DAY  | LAP | VEHICLE      |
|-----|----------|----------|--------------|-----|--------------|
| 173 | Tom DARK | 1:59.768 | 09:29:12.821 | 2   | Bugatti T73C |
| 173 | Tom DARK | 1:54.107 | 09:31:06.927 | 3   | Bugatti T73C |
| 173 | Tom DARK | 1:51.833 | 09:32:58.763 | 4   | Bugatti T73C |
| 173 | Tom DARK | 1:50.762 | 09:34:49.523 | 5   | Bugatti T73C |

Weather / Track : Sunny / Dry

These results are provisional until the conclusion of any judicial and technical matters.

Clerk Of Course : Julian Floyd

Brands Hatch GP

Circuit Length = 2.4332 miles

Start: 09:23 Flag 09:53 End: 09:55

Timekeeper : Nick Palmer

Sheet No:



## Legends of Brands Hatch Superprix

HGPCA Pre '61 & Pre '66

### QUALIFYING - RACE 2 & 6 - STATISTICS

CLASS : 6

2 Starters

#### Fastest Lap History

| NO  | NAME       | LAP TIME | TIME OF DAY  | LAP | VEHICLE           |
|-----|------------|----------|--------------|-----|-------------------|
| 122 | Steve HART | 1:53.175 | 09:28:38.318 | 2   | Maserati 250F CM7 |
| 122 | Steve HART | 1:52.588 | 09:32:24.113 | 4   | Maserati 250F CM7 |
| 122 | Steve HART | 1:51.483 | 09:53:33.193 | 9   | Maserati 250F CM7 |

Weather / Track : Sunny / Dry

These results are provisional until the conclusion of any judicial and technical matters.

Clerk Of Course : Julian Floyd

Brands Hatch GP

Circuit Length = 2.4332 miles

Start: 09:23 Flag 09:53 End: 09:55

Timekeeper : Nick Palmer

Sheet No:



## Legends of Brands Hatch Superprix

HGPCA Pre '61 & Pre '66

### QUALIFYING - RACE 2 & 6 - STATISTICS

CLASS : 7a

3 Starters

#### Fastest Lap History

| NO  | NAME           | LAP TIME | TIME OF DAY  | LAP | VEHICLE           |
|-----|----------------|----------|--------------|-----|-------------------|
| 138 | Richard WILSON | 1:58.542 | 09:28:16.027 | 2   | Ferrari Dino BR01 |
| 138 | Richard WILSON | 1:55.779 | 09:30:11.806 | 3   | Ferrari Dino BR01 |
| 138 | Richard WILSON | 1:53.877 | 09:32:05.681 | 4   | Ferrari Dino BR01 |
| 138 | Richard WILSON | 1:52.142 | 09:33:57.824 | 5   | Ferrari Dino BR01 |
| 138 | Richard WILSON | 1:49.622 | 09:54:29.081 | 10  | Ferrari Dino BR01 |

Weather / Track : Sunny / Dry

These results are provisional until the conclusion of any judicial and technical matters.

Clerk Of Course : Julian Floyd

Brands Hatch GP

Circuit Length = 2.4332 miles

Start: 09:23 Flag 09:53 End: 09:55

Timekeeper : Nick Palmer

Sheet No:



## Legends of Brands Hatch Superprix

HGPCA Pre '61 & Pre '66

### QUALIFYING - RACE 2 & 6 - STATISTICS

CLASS : 8

1 Starters

#### Fastest Lap History

| NO | NAME       | LAP TIME | TIME OF DAY  | LAP | VEHICLE       |
|----|------------|----------|--------------|-----|---------------|
| 2  | Rod JOLLEY | 1:53.556 | 09:28:45.768 | 2   | Lister Jaguar |
| 2  | Rod JOLLEY | 1:52.097 | 09:30:37.866 | 3   | Lister Jaguar |

Weather / Track : Sunny / Dry

These results are provisional until the conclusion of any judicial and technical matters.

Brands Hatch GP

Circuit Length = 2.4332 miles

Start: 09:23 Flag 09:53 End: 09:55

Clerk Of Course : Julian Floyd

Timekeeper : Nick Palmer

Sheet No:



## Legends of Brands Hatch Superprix

HGPCA Pre '61 & Pre '66

### QUALIFYING - RACE 2 & 6 - STATISTICS

CLASS : 7b

6 Starters

#### Fastest Lap History

| NO | NAME            | LAP TIME | TIME OF DAY  | LAP | VEHICLE    |
|----|-----------------|----------|--------------|-----|------------|
| 12 | Rudi FRIEDRICHS | 1:50.719 | 09:27:21.600 | 2   | Cooper T53 |
| 91 | Chris DRAKE     | 1:46.505 | 09:27:57.631 | 1   | Cooper T53 |
| 91 | Chris DRAKE     | 1:45.002 | 09:29:42.633 | 2   | Cooper T53 |
| 91 | Chris DRAKE     | 1:42.971 | 09:31:25.604 | 3   | Cooper T53 |

Weather / Track : Sunny / Dry

These results are provisional until the conclusion of any judicial and technical matters.

Clerk Of Course : Julian Floyd

Brands Hatch GP

Circuit Length = 2.4332 miles

Start: 09:23 Flag 09:53 End: 09:55

Timekeeper : Nick Palmer

Sheet No:



## Legends of Brands Hatch Superprix

HGPCA Pre '61 & Pre '66

### QUALIFYING - RACE 2 & 6 - STATISTICS

**CLASS : 9**

3 Starters

#### Fastest Lap History

| NO | NAME         | LAP TIME | TIME OF DAY  | LAP | VEHICLE    |
|----|--------------|----------|--------------|-----|------------|
| 9  | Mark DANIELL | 1:50.586 | 09:27:23.197 | 2   | Cooper T45 |
| 9  | Mark DANIELL | 1:48.856 | 09:31:02.792 | 4   | Cooper T45 |
| 9  | Mark DANIELL | 1:45.243 | 09:32:48.035 | 5   | Cooper T45 |

Weather / Track : Sunny / Dry

These results are provisional until the conclusion of any judicial and technical matters.

Clerk Of Course : Julian Floyd

Brands Hatch GP

Circuit Length = 2.4332 miles

Start: 09:23 Flag 09:53 End: 09:55

Timekeeper : Nick Palmer



Sheet No:



## Legends of Brands Hatch Superprix

HGPCA Pre '61 & Pre '66

### QUALIFYING - RACE 2 & 6 - STATISTICS

CLASS : 10

4 Starters

#### Fastest Lap History

| NO | NAME            | LAP TIME | TIME OF DAY  | LAP | VEHICLE  |
|----|-----------------|----------|--------------|-----|----------|
| 4  | Greg THORNTON   | 1:49.533 | 09:27:30.335 | 2   | LDS 03   |
| 35 | Richard TARLING | 1:48.448 | 09:29:17.232 | 2   | Assegai  |
| 4  | Greg THORNTON   | 1:48.046 | 09:29:18.380 | 3   | LDS 03   |
| 37 | Eddy PERK       | 1:47.911 | 09:33:32.981 | 5   | Heron F1 |
| 37 | Eddy PERK       | 1:46.880 | 09:35:19.860 | 6   | Heron F1 |
| 35 | Richard TARLING | 1:45.043 | 09:35:28.236 | 5   | Assegai  |

Weather / Track : Sunny / Dry

These results are provisional until the conclusion of any judicial and technical matters.

Clerk Of Course : Julian Floyd

Brands Hatch GP

Circuit Length = 2.4332 miles

Start: 09:23 Flag 09:53 End: 09:55

Timekeeper : Nick Palmer

Sheet No:



## Legends of Brands Hatch Superprix

HGPCA Pre '61 & Pre '66

### QUALIFYING - RACE 2 & 6 - STATISTICS

CLASS : 11

1 Starters

#### Fastest Lap History

| NO | NAME             | LAP TIME | TIME OF DAY  | LAP | VEHICLE     |
|----|------------------|----------|--------------|-----|-------------|
| 25 | Andy MIDDLEHURST | 1:46.931 | 09:27:15.813 | 2   | Lotus 25 R4 |
| 25 | Andy MIDDLEHURST | 1:45.608 | 09:29:01.420 | 3   | Lotus 25 R4 |
| 25 | Andy MIDDLEHURST | 1:40.655 | 09:30:42.075 | 4   | Lotus 25 R4 |

Weather / Track : Sunny / Dry

These results are provisional until the conclusion of any judicial and technical matters.

Brands Hatch GP

Circuit Length = 2.4332 miles

Start: 09:23 Flag 09:53 End: 09:55

Clerk Of Course : Julian Floyd

Timekeeper : Nick Palmer

Sheet No:



## Legends of Brands Hatch Superprix

HGPCA Pre '61 & Pre '66

### QUALIFYING - RACE 2 & 6 - STATISTICS

CLASS : 12

7 Starters

#### Fastest Lap History

| NO | NAME          | LAP TIME | TIME OF DAY  | LAP | VEHICLE         |
|----|---------------|----------|--------------|-----|-----------------|
| 22 | Peter HORSMAN | 1:50.969 | 09:27:12.063 | 2   | Lotus 18/21     |
| 11 | Jon FAIRLEY   | 1:50.724 | 09:27:21.240 | 2   | Brabham BT11/19 |
| 22 | Peter HORSMAN | 1:42.674 | 09:28:54.760 | 3   | Lotus 18/21     |
| 22 | Peter HORSMAN | 1:41.992 | 09:30:36.752 | 4   | Lotus 18/21     |

Weather / Track : Sunny / Dry

These results are provisional until the conclusion of any judicial and technical matters.

Clerk Of Course : Julian Floyd

Brands Hatch GP

Circuit Length = 2.4332 miles

Start: 09:23 Flag 09:53 End: 09:55

Timekeeper : Nick Palmer

Sheet No:



## Legends of Brands Hatch Superprix

HGPCA Pre '61 & Pre '66

### QUALIFYING - RACE 2 & 6 - STATISTICS

CLASS : 5

5 Starters

#### Fastest Lap History

| NO  | NAME        | LAP TIME | TIME OF DAY  | LAP | VEHICLE            |
|-----|-------------|----------|--------------|-----|--------------------|
| 119 | Paul GRANT  | 1:59.432 | 09:28:27.564 | 2   | Cooper Bristol Mk2 |
| 121 | Ian NUTHALL | 1:58.127 | 09:29:10.135 | 2   | Alta F2            |
| 119 | Paul GRANT  | 1:57.017 | 09:30:24.581 | 3   | Cooper Bristol Mk2 |
| 121 | Ian NUTHALL | 1:53.790 | 09:31:03.924 | 3   | Alta F2            |
| 121 | Ian NUTHALL | 1:50.859 | 09:32:54.783 | 4   | Alta F2            |

Weather / Track : Sunny / Dry

These results are provisional until the conclusion of any judicial and technical matters.

Brands Hatch GP

Circuit Length = 2.4332 miles

Start: 09:23 Flag 09:53 End: 09:55

Clerk Of Course : Julian Floyd

Timekeeper : Nick Palmer


Sheet No:



## Legends of Brands Hatch Superprix

## HGPCA Pre '61

## RACE 2 - GRID (20 minutes)

|  |    |          |     |                |    |          |     |                |
|--|----|----------|-----|----------------|----|----------|-----|----------------|
| ROW 7  | 13 | 2:01.512 | 8   | Malcolm COOK   | 14 | 2:31.711 | 12  | John GILLETT   |
| ROW 6  | 11 | 1:57.399 | 36  | Erik STAES     | 12 | 2:01.016 | 60  | Elliott HANN   |
| ROW 5  | 9  | 1:56.985 | 32  | Guy PLANTE     | 10 | 1:57.281 | 16  | Charles MCCABE |
| ROW 4  | 7  | 1:54.731 | 133 | Chris PHILLIPS | 8  | 1:55.013 | 19  | Paul GRANT     |
| ROW 3  | 5  | 1:52.097 | 2   | Rod JOLLEY     | 6  | 1:53.442 | 248 | Klaus LEHR     |
| ROW 2  | 3  | 1:50.859 | 21  | Ian NUTHALL    | 4  | 1:51.483 | 22  | Steve HART     |
| ROW 1  | 1  | 1:49.622 | 38  | Richard WILSON | 2  | 1:50.762 | 73  | Tom DARK       |
| Pole   |    |          |     |                |    |          |     |                |
|  |    |          |     |                |    |          |     |                |

Brands Hatch GP  
Circuit Length = 2.4332 miles

**These results are provisional until the conclusion of any judicial and technical matters.**

|                   |  |                          |
|-------------------|--|--------------------------|
| Clerk Of Course : |  | Timekeeper : Nick Palmer |
|-------------------|--|--------------------------|

Sheet No:



# Legends of Brands Hatch Superprix

HGPCA Pre '61

## RACE 2 - CLASSIFICATION

| POS | NO  | CL | PIC | NAME           | ENTRY              | LAPS | TIME      | GAP      | DIFF   | MPH   | BEST     | ON |
|-----|-----|----|-----|----------------|--------------------|------|-----------|----------|--------|-------|----------|----|
| 1   | 38  | 7a | 1   | Richard WILSON | Ferrari Dino BR01  | 11   | 20:14.594 |          |        | 79.33 | 1:46.817 | 9  |
| 2   | 2   | 8  | 1   | Rod JOLLEY     | Lister Jaguar      | 11   | 20:28.683 | 14.089   | 14.089 | 78.42 | 1:49.429 | 9  |
| 3   | 22  | 6  | 1   | Steve HART     | Maserati 250F CM7  | 11   | 20:45.160 | 30.566   | 16.477 | 77.38 | 1:51.207 | 7  |
| 4   | 248 | 6  | 2   | Klaus LEHR     | Maserati 250F CM5  | 11   | 20:45.434 | 30.840   | 0.274  | 77.36 | 1:50.688 | 9  |
| 5   | 21  | 5  | 1   | Ian NUTHALL    | Alta F2            | 11   | 20:53.281 | 38.687   | 7.847  | 76.88 | 1:52.306 | 6  |
| 6   | 19  | 5  | 2   | Paul GRANT     | Cooper Bristol Mk2 | 11   | 20:53.821 | 39.227   | 0.540  | 76.85 | 1:51.769 | 10 |
| 7   | 33  | 5  | 3   | Chris PHILLIPS | Cooper Bristol Mk2 | 11   | 21:13.231 | 58.637   | 19.410 | 75.68 | 1:53.145 | 6  |
| 8   | 60  | 7c | 1   | Elliott HANN   | Cooper T41         | 11   | 21:32.779 | 1:18.185 | 19.548 | 74.53 | 1:53.855 | 7  |
| 9   | 36  | 5  | 4   | Erik STAES     | Cooper Bristol Mk2 | 11   | 21:42.924 | 1:28.330 | 10.145 | 73.95 | 1:55.537 | 7  |
| 10  | 16  | 7a | 2   | Charles MCCABE | BRM P25            | 11   | 21:55.561 | 1:40.967 | 12.637 | 73.24 | 1:56.008 | 9  |
| 11  | 32  | 5  | 5   | Guy PLANTE     | Cooper Bristol     | 11   | 21:57.226 | 1:42.632 | 1.665  | 73.15 | 1:56.411 | 9  |
| 12  | 12  | 1  | 1   | John GILLET    | MG K3              | 8    | 20:22.652 | 3 Laps   | 3 Laps | 57.31 | 2:30.556 | 5  |

NOT CLASSIFIED

|     |    |    |  |              |              |   |          |        |        |       |          |   |
|-----|----|----|--|--------------|--------------|---|----------|--------|--------|-------|----------|---|
| DNF | 73 | 2  |  | Tom DARK     | Bugatti T73C | 3 | 5:43.233 | 8 Laps | 5 Laps | 76.56 | 1:50.268 | 2 |
| DNF | 8  | 7a |  | Malcolm COOK | Connaught C8 | 2 | 4:11.087 | 9 Laps | 1 Lap  | 69.77 | 1:59.418 | 2 |

FASTEST LAP

|     |    |  |  |                |                    |    |          |  |           |  |            |  |
|-----|----|--|--|----------------|--------------------|----|----------|--|-----------|--|------------|--|
| 38  | 7a |  |  | Richard WILSON | Ferrari Dino BR01  | 9  | 1:46.817 |  | 82.00 mph |  | 131.97 kph |  |
| 2   | 8  |  |  | Rod JOLLEY     | Lister Jaguar      | 9  | 1:49.429 |  | 80.05 mph |  | 128.82 kph |  |
| 73  | 2  |  |  | Tom DARK       | Bugatti T73C       | 2  | 1:50.268 |  | 79.44 mph |  | 127.84 kph |  |
| 248 | 6  |  |  | Klaus LEHR     | Maserati 250F CM5  | 9  | 1:50.688 |  | 79.13 mph |  | 127.36 kph |  |
| 19  | 5  |  |  | Paul GRANT     | Cooper Bristol Mk2 | 10 | 1:51.769 |  | 78.37 mph |  | 126.13 kph |  |
| 60  | 7c |  |  | Elliott HANN   | Cooper T41         | 7  | 1:53.855 |  | 76.93 mph |  | 123.82 kph |  |
| 12  | 1  |  |  | John GILLET    | MG K3              | 5  | 2:30.556 |  | 58.18 mph |  | 93.63 kph  |  |

Weather / Track : Sunny / Dry

These results are provisional until the conclusion of any judicial and technical matters.

Brands Hatch GP

Circuit Length = 2.4332 miles

Start: 13:52 Flag 14:12 End: 14:14

Clerk Of Course : Julian Floyd

Timekeeper : Nick Palmer



# Legends of Brands Hatch Superprix

HGPCA Pre '61

## RACE 2 - LAP CHART

| LAP 1 @ 13:54:14.655 |        |          | LAP 2 @ 13:56:05.770 |          |          | LAP 3 @ 13:57:55.124 |        |          | LAP 4 @ 13:59:44.857 |        |          | LAP 5 @ 14:01:33.576 |        |          |
|----------------------|--------|----------|----------------------|----------|----------|----------------------|--------|----------|----------------------|--------|----------|----------------------|--------|----------|
| NO                   | BEHIND | LAP TIME | NO                   | BEHIND   | LAP TIME | NO                   | BEHIND | LAP TIME | NO                   | BEHIND | LAP TIME | NO                   | BEHIND | LAP TIME |
| 38                   |        | 2:00.285 | 38                   |          | 1:51.115 | 38                   |        | 1:49.354 | 38                   |        | 1:49.733 | 38                   |        | 1:48.719 |
| 2                    | 0.653  | 2:00.938 | 73                   | 0.555    | 1:50.268 | 73                   | 2.479  | 1:51.278 | 2                    | 3.950  | 1:50.709 | 2                    | 5.662  | 1:50.431 |
| 73                   | 1.402  | 2:01.687 | 2                    | 1.314    | 1:51.776 | 2                    | 2.974  | 1:51.014 | 22                   | 9.898  | 1:53.629 | 22                   | 13.457 | 1:52.278 |
| 22                   | 1.770  | 2:02.055 | 22                   | 2.507    | 1:51.852 | 22                   | 6.002  | 1:52.849 | 248                  | 11.243 | 1:52.003 | 248                  | 15.534 | 1:53.010 |
| 248                  | 2.581  | 2:02.866 | 248                  | 4.007    | 1:52.541 | 248                  | 8.973  | 1:54.320 | 12                   | 1 Lap  | 2:34.868 | 21                   | 17.512 | 1:52.925 |
| 21                   | 2.649  | 2:02.934 | 21                   | 6.320    | 1:54.786 | 21                   | 10.126 | 1:53.160 | 21                   | 13.306 | 1:52.913 | 19                   | 21.264 | 1:53.179 |
| 33                   | 4.391  | 2:04.676 | 19                   | 8.762    | 1:55.063 | 19                   | 13.394 | 1:53.986 | 19                   | 16.804 | 1:53.143 | 33                   | 22.794 | 1:53.658 |
| 19                   | 4.814  | 2:05.099 | 33                   | 9.184    | 1:55.908 | 33                   | 14.171 | 1:54.341 | 33                   | 17.855 | 1:53.417 | 36                   | 43.543 | 1:59.444 |
| 32                   | 6.619  | 2:06.904 | 32                   | 13.608   | 1:58.104 | 36                   | 24.755 | 1:59.310 | 36                   | 32.818 | 1:57.796 | 60                   | 43.732 | 1:59.237 |
| 36                   | 8.008  | 2:08.293 | 36                   | 14.799   | 1:57.906 | 32                   | 25.134 | 2:00.880 | 60                   | 33.214 | 1:57.296 | 12                   | 1 Lap  | 2:33.723 |
| 60                   | 9.269  | 2:09.554 | 60                   | 15.913   | 1:57.759 | 60                   | 25.651 | 1:59.092 | 16                   | 48.354 | 2:01.684 | 16                   | 56.490 | 1:56.855 |
| 8                    | 11.384 | 2:11.669 | 8                    | 19.687   | 1:59.418 | 16                   | 36.403 | 2:01.599 | 32                   | 49.581 | 2:14.180 | 32                   | 57.630 | 1:56.768 |
| 16                   | 13.203 | 2:13.488 | 16                   | 24.158   | 2:02.070 |                      |        |          |                      |        |          |                      |        |          |
| 12                   | 34.714 | 2:34.999 | 12                   | 1:15.464 | 2:31.865 |                      |        |          |                      |        |          |                      |        |          |

Weather / Track : Sunny / Dry

Results can be found at [www.tsl-timing.com](http://www.tsl-timing.com)

Page 1 of 3

Brands Hatch GP  
Circuit Length = 2.4332 miles  
Start: 13:52 Flag 14:12 End: 14:14

Printed - 14:20 Saturday, 29 June 2019

# Legends of Brands Hatch Superprix

HGPCA Pre '61

## RACE 2 - LAP CHART

| LAP 6 @ 14:03:21.874 |          |          | LAP 7 @ 14:05:09.083 |          |          | LAP 8 @ 14:06:57.186 |          |          | LAP 9 @ 14:08:44.003 |          |          | LAP 10 @ 14:10:37.597 |          |          |
|----------------------|----------|----------|----------------------|----------|----------|----------------------|----------|----------|----------------------|----------|----------|-----------------------|----------|----------|
| NO                   | BEHIND   | LAP TIME | NO                   | BEHIND   | LAP TIME | NO                   | BEHIND   | LAP TIME | NO                   | BEHIND   | LAP TIME | NO                    | BEHIND   | LAP TIME |
| <b>38</b>            |          | 1:48.298 | <b>38</b>            |          | 1:47.209 | <b>38</b>            |          | 1:48.103 | <b>38</b>            |          | 1:46.817 | <b>38</b>             |          | 1:53.594 |
| <b>2</b>             | 8.059    | 1:50.695 | <b>2</b>             | 12.345   | 1:51.495 | <b>2</b>             | 15.526   | 1:51.284 | <b>2</b>             | 18.138   | 1:49.429 | <b>2</b>              | 14.760   | 1:50.216 |
| <b>22</b>            | 17.275   | 1:52.116 | <b>22</b>            | 21.273   | 1:51.207 | <b>22</b>            | 25.600   | 1:52.430 | <b>22</b>            | 30.422   | 1:51.639 | <b>22</b>             | 29.365   | 1:52.537 |
| <b>248</b>           | 18.560   | 1:51.324 | <b>248</b>           | 22.689   | 1:51.338 | <b>248</b>           | 27.234   | 1:52.648 | <b>248</b>           | 31.105   | 1:50.688 | <b>248</b>            | 29.750   | 1:52.239 |
| <b>21</b>            | 21.520   | 1:52.306 | <b>21</b>            | 26.900   | 1:52.589 | <b>21</b>            | 32.025   | 1:53.228 | <b>21</b>            | 38.005   | 1:52.797 | <b>21</b>             | 36.816   | 1:52.405 |
| <b>19</b>            | 25.243   | 1:52.277 | <b>19</b>            | 30.242   | 1:52.208 | <b>19</b>            | 34.672   | 1:52.533 | <b>19</b>            | 40.196   | 1:52.341 | <b>19</b>             | 38.371   | 1:51.769 |
| <b>33</b>            | 27.641   | 1:53.145 | <b>33</b>            | 34.167   | 1:53.735 | <b>12</b>            | 2 Laps   | 2:33.610 | <b>33</b>            | 50.024   | 1:55.983 | <b>33</b>             | 52.944   | 1:56.514 |
| <b>60</b>            | 52.747   | 1:57.313 | <b>60</b>            | 59.393   | 1:53.855 | <b>33</b>            | 40.858   | 1:54.794 | <b>60</b>            | 1:14.784 | 1:56.092 | <b>60</b>             | 1:15.156 | 1:53.966 |
| <b>36</b>            | 53.180   | 1:57.935 | <b>36</b>            | 1:01.508 | 1:55.537 | <b>60</b>            | 1:05.509 | 1:54.219 | <b>36</b>            | 1:20.365 | 1:57.013 | <b>36</b>             | 1:23.003 | 1:56.232 |
| <b>16</b>            | 1:04.683 | 1:56.491 | <b>16</b>            | 1:14.565 | 1:57.091 | <b>36</b>            | 1:10.169 | 1:56.764 | <b>12</b>            | 2 Laps   | 2:32.420 | <b>16</b>             | 1:35.501 | 1:57.038 |
| <b>32</b>            | 1:05.898 | 1:56.566 | <b>32</b>            | 1:15.525 | 1:56.836 | <b>16</b>            | 1:22.866 | 1:56.404 | <b>16</b>            | 1:32.057 | 1:56.008 | <b>32</b>             | 1:37.357 | 1:57.147 |
| <b>12</b>            | 1 Lap    | 2:30.556 |                      |          |          | <b>32</b>            | 1:24.210 | 1:56.788 | <b>32</b>            | 1:33.804 | 1:56.411 |                       |          |          |

Weather / Track : Sunny / Dry

Results can be found at [www.tsl-timing.com](http://www.tsl-timing.com)

Page 2 of 3

Brands Hatch GP  
Circuit Length = 2.4332 miles  
Start: 13:52 Flag 14:12 End: 14:14

Printed - 14:20 Saturday, 29 June 2019

# Legends of Brands Hatch Superprix

## HGPCA Pre '61

### RACE 2 - LAP CHART

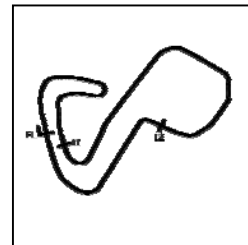
| LAP 11 @ 14:12:28.964 |        |          |
|-----------------------|--------|----------|
| NO                    | BEHIND | LAP TIME |

|     |          |          |
|-----|----------|----------|
| 38  |          | 1:51.367 |
| 12  | 3 Laps   | 2:30.611 |
| 2   | 14.089   | 1:50.696 |
| 22  | 30.566   | 1:52.568 |
| 248 | 30.840   | 1:52.457 |
| 21  | 38.687   | 1:53.238 |
| 19  | 39.227   | 1:52.223 |
| 33  | 58.637   | 1:57.060 |
| 60  | 1:18.185 | 1:54.396 |
| 36  | 1:28.330 | 1:56.694 |
| 16  | 1:40.967 | 1:56.833 |
| 32  | 1:42.632 | 1:56.642 |

# Legends of Brands Hatch Superprix

HGPCA Pre '61

## RACE 2 - SECTOR ANALYSIS



SECTOR 1 = FL to I1, SECTOR 2 = I1 to I2, SECTOR 3 = I2 to FL, DIFF = Difference To Personal Best Lap, P = Crossed Finish Line in Pit Lane, D = Time Disallowed

| P1 38 7a                  |               | Richard WILSON           |          | Ferrari Dino BR01  |          |             |                     |              |        |                     |
|---------------------------|---------------|--------------------------|----------|--------------------|----------|-------------|---------------------|--------------|--------|---------------------|
| IDEAL LAP TIME : 1:46.434 |               | BEST LAP TIME : 1:46.817 |          | DIFFERENCE : 0.383 |          |             |                     |              |        |                     |
| LAP                       | SECTOR 1      |                          | SECTOR 2 |                    | SECTOR 3 |             | LAP TIME            | MPH          | DIFF   | TIME OF DAY         |
| 1 -                       |               | 85.0                     |          | 52.953             |          | 67.3        | 2:00.285            | 72.82        | 13.468 | 13:54:14.655        |
| 2 -                       | 35.147        | 88.6                     |          | 49.916             |          | 73.9        | 1:51.115            | 78.83        | 4.298  | 13:56:05.770        |
| 3 -                       | 35.365        | 87.8                     |          | 48.442             |          | 79.2        | 1:49.354            | 80.10        | 2.537  | 13:57:55.124        |
| 4 -                       | 34.573        | 87.4                     |          | 49.537             |          | 70.1        | 1:49.733            | 79.82        | 2.916  | 13:59:44.857        |
| 5 -                       | 34.793        | 87.3                     |          | 48.679             |          | 74.8        | 1:48.719            | 80.57        | 1.902  | 14:01:33.576        |
| 6 -                       | 34.454        | 90.3                     |          | 48.518             |          | 77.3        | 1:48.298            | 80.88        | 1.481  | 14:03:21.874        |
| 7 -                       | 34.300        | 90.1                     |          | <b>47.716</b>      |          | 79.9        | 1:47.209 (2)        | 81.70        | 0.392  | 14:05:09.083        |
| 8 -                       | 34.146        | 90.3                     |          | 48.514             |          | 73.1        | 1:48.103 (3)        | 81.03        | 1.286  | 14:06:57.186        |
| 9 -                       | 34.091        | 90.0                     |          | 47.879             |          | 78.5        | <b>1:46.817</b> (1) | <b>82.00</b> |        | <b>14:08:44.003</b> |
| 10 -                      | <b>33.871</b> | 89.5                     |          | 47.924             |          | <b>81.3</b> | 1:53.594            | 77.11        | 6.777  | 14:10:37.597        |
| 11 -                      | 34.514        | <b>91.0</b>              |          | 49.905             |          | 73.9        | 1:51.367            | 78.65        | 4.550  | 14:12:28.964        |

| P2 2 8                    |               | Rod JOLLEY               |          | Lister Jaguar      |          |             |                     |              |        |                     |
|---------------------------|---------------|--------------------------|----------|--------------------|----------|-------------|---------------------|--------------|--------|---------------------|
| IDEAL LAP TIME : 1:49.091 |               | BEST LAP TIME : 1:49.429 |          | DIFFERENCE : 0.338 |          |             |                     |              |        |                     |
| LAP                       | SECTOR 1      |                          | SECTOR 2 |                    | SECTOR 3 |             | LAP TIME            | MPH          | DIFF   | TIME OF DAY         |
| 1 -                       |               | 84.9                     |          | 51.120             |          | 68.3        | 2:00.938            | 72.43        | 11.509 | 13:54:15.308        |
| 2 -                       | 35.594        | 89.9                     |          | 50.239             |          | 76.3        | 1:51.776            | 78.36        | 2.347  | 13:56:07.084        |
| 3 -                       | 35.775        | 87.4                     |          | 48.992             |          | 76.7        | 1:51.014            | 78.90        | 1.585  | 13:57:58.098        |
| 4 -                       | 35.722        | 90.6                     |          | 48.860             |          | <b>77.7</b> | 1:50.709            | 79.12        | 1.280  | 13:59:48.807        |
| 5 -                       | 35.500        | 90.1                     |          | 48.896             |          | 74.7        | 1:50.431 (3)        | 79.32        | 1.002  | 14:01:39.238        |
| 6 -                       | 35.245        | 92.5                     |          | 49.475             |          | 72.7        | 1:50.695            | 79.13        | 1.266  | 14:03:29.933        |
| 7 -                       | 35.391        | 90.6                     |          | 50.080             |          | 76.8        | 1:51.495            | 78.56        | 2.066  | 14:05:21.428        |
| 8 -                       | 35.346        | 90.9                     |          | 50.221             |          | 72.2        | <b>1:49.429</b> (1) | <b>80.05</b> |        | <b>14:09:02.141</b> |
| 9 -                       | <b>34.788</b> | <b>92.8</b>              |          | <b>48.586</b>      |          | 74.8        | 1:50.216 (2)        | 79.47        | 0.787  | 14:10:52.357        |
| 10 -                      | 35.343        | 89.9                     |          | 49.108             |          | 75.0        | 1:50.696            | 79.13        | 1.267  | 14:12:43.053        |
| 11 -                      | 35.954        | 89.2                     |          | 48.959             |          | 73.6        |                     |              |        |                     |

| P3 22 6                   |               | Steve HART               |          | Maserati 250F CM7  |          |             |                     |              |        |                     |
|---------------------------|---------------|--------------------------|----------|--------------------|----------|-------------|---------------------|--------------|--------|---------------------|
| IDEAL LAP TIME : 1:50.843 |               | BEST LAP TIME : 1:51.207 |          | DIFFERENCE : 0.364 |          |             |                     |              |        |                     |
| LAP                       | SECTOR 1      |                          | SECTOR 2 |                    | SECTOR 3 |             | LAP TIME            | MPH          | DIFF   | TIME OF DAY         |
| 1 -                       |               | 76.9                     |          | 51.517             |          | 70.7        | 2:02.055            | 71.76        | 10.848 | 13:54:16.425        |
| 2 -                       | 35.578        | 90.1                     |          | 50.191             |          | <b>73.6</b> | 1:51.852 (3)        | 78.31        | 0.645  | 13:56:08.277        |
| 3 -                       | <b>35.108</b> | <b>90.5</b>              |          | 50.962             |          | 72.9        | 1:52.849            | 77.62        | 1.642  | 13:58:01.126        |
| 4 -                       | 36.379        | 86.5                     |          | 50.808             |          | 72.8        | 1:53.629            | 77.09        | 2.422  | 13:59:54.755        |
| 5 -                       | 35.540        | 90.0                     |          | 50.022             |          | 68.9        | 1:52.278            | 78.01        | 1.071  | 14:01:47.033        |
| 6 -                       | 35.543        | 87.1                     |          | 50.356             |          | 71.3        | 1:52.116            | 78.13        | 0.909  | 14:03:39.149        |
| 7 -                       | 35.305        | 87.9                     |          | <b>49.652</b>      |          | 72.3        | <b>1:51.207</b> (1) | <b>78.77</b> |        | <b>14:05:30.356</b> |
| 8 -                       | 35.394        | 86.3                     |          | 50.563             |          | 71.3        | 1:52.430            | 77.91        | 1.223  | 14:07:22.786        |
| 9 -                       | 35.289        | 87.7                     |          | 49.765             |          | 71.4        | 1:51.639 (2)        | 78.46        | 0.432  | 14:09:14.425        |
| 10 -                      | 35.966        | 85.0                     |          | 49.965             |          | 69.1        | 1:52.537            | 77.83        | 1.330  | 14:11:06.962        |
| 11 -                      | 36.140        | 82.5                     |          | 49.968             |          | 72.4        | 1:52.568            | 77.81        | 1.361  | 14:12:59.530        |

| P4 248 6                  |               | Klaus LEHR               |          | Maserati 250F CM5  |          |             |                     |              |        |                     |
|---------------------------|---------------|--------------------------|----------|--------------------|----------|-------------|---------------------|--------------|--------|---------------------|
| IDEAL LAP TIME : 1:50.591 |               | BEST LAP TIME : 1:50.688 |          | DIFFERENCE : 0.097 |          |             |                     |              |        |                     |
| LAP                       | SECTOR 1      |                          | SECTOR 2 |                    | SECTOR 3 |             | LAP TIME            | MPH          | DIFF   | TIME OF DAY         |
| 1 -                       |               | 81.3                     |          | 52.223             |          | 68.5        | 2:02.866            | 71.29        | 12.178 | 13:54:17.236        |
| 2 -                       | 35.576        | 87.0                     |          | 50.576             |          | 73.5        | 1:52.541            | 77.83        | 1.853  | 13:56:09.777        |
| 3 -                       | 35.599        | 87.6                     |          | 52.287             |          | 70.7        | 1:54.320            | 76.62        | 3.632  | 13:58:04.097        |
| 4 -                       | 35.395        | 86.4                     |          | 50.744             |          | <b>76.3</b> | 1:52.003            | 78.21        | 1.315  | 13:59:56.100        |
| 5 -                       | 35.545        | 83.9                     |          | 51.023             |          | 71.6        | 1:53.010            | 77.51        | 2.322  | 14:01:49.110        |
| 6 -                       | 35.088        | 84.4                     |          | 50.069             |          | 70.8        | 1:51.324 (2)        | 78.68        | 0.636  | 14:03:40.434        |
| 7 -                       | <b>34.963</b> | <b>88.1</b>              |          | 50.123             |          | 71.6        | 1:51.338 (3)        | 78.67        | 0.650  | 14:05:31.772        |
| 8 -                       | 35.934        | 87.4                     |          | 50.157             |          | 71.2        | 1:52.648            | 77.76        | 1.960  | 14:07:24.420        |
| 9 -                       | 35.019        | 87.7                     |          | <b>49.764</b>      |          | 75.4        | <b>1:50.688</b> (1) | <b>79.13</b> |        | <b>14:09:15.108</b> |
| 10 -                      | 35.730        | 83.9                     |          | 49.926             |          | 70.4        | 1:52.239            | 78.04        | 1.551  | 14:11:07.347        |
| 11 -                      | 35.890        | 84.4                     |          | 50.407             |          | 73.2        | 1:52.457            | 77.89        | 1.769  | 14:12:59.804        |

Weather / Track : Sunny / Dry

Brands Hatch GP

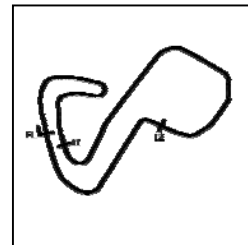
Circuit Length = 2.4332 miles

Start: 13:52 Flag 14:12 End: 14:14

# Legends of Brands Hatch Superprix

## HGPCA Pre '61

### RACE 2 - SECTOR ANALYSIS



SECTOR 1 = FL to I1, SECTOR 2 = I1 to I2, SECTOR 3 = I2 to FL, DIFF = Difference To Personal Best Lap, P = Crossed Finish Line in Pit Lane, D = Time Disallowed

| P5 21 5                   |          | Ian NUTHALL |          | Alta F2                  |          |                    |              |       |        |              |
|---------------------------|----------|-------------|----------|--------------------------|----------|--------------------|--------------|-------|--------|--------------|
| IDEAL LAP TIME : 1:52.069 |          |             |          | BEST LAP TIME : 1:52.306 |          | DIFFERENCE : 0.237 |              |       |        |              |
| LAP                       | SECTOR 1 |             | SECTOR 2 |                          | SECTOR 3 |                    | LAP TIME     | MPH   | DIFF   | TIME OF DAY  |
| 1 -                       |          | 83.7        | 53.051   | 71.4                     | 27.376   | 108.9              | 2:02.934     | 71.25 | 10.628 | 13:54:17.304 |
| 2 -                       | 36.355   | 85.0        | 51.389   | 74.4                     | 27.042   | 108.7              | 1:54.786     | 76.31 | 2.480  | 13:56:12.090 |
| 3 -                       | 35.346   | 86.4        | 51.037   | 73.9                     | 26.777   | 110.0              | 1:53.160     | 77.41 | 0.854  | 13:58:05.250 |
| 4 -                       | 35.464   | 87.3        | 50.718   | 75.3                     | 26.731   | 110.3              | 1:52.913     | 77.58 | 0.607  | 13:59:58.163 |
| 5 -                       | 35.613   | 86.9        | 50.279   | 74.8                     | 27.033   | 110.1              | 1:52.925     | 77.57 | 0.619  | 14:01:51.088 |
| 6 -                       | 35.281   | 88.4        | 50.311   | 70.6                     | 26.714   | 110.1              | 1:52.306 (1) | 77.99 |        | 14:03:43.394 |
| 7 -                       | 35.170   | 88.4        | 50.542   | 76.8                     | 26.877   | 109.2              | 1:52.589 (3) | 77.80 | 0.283  | 14:05:35.983 |
| 8 -                       | 35.253   | 88.5        | 50.766   | 74.5                     | 27.209   | 109.8              | 1:53.228     | 77.36 | 0.922  | 14:07:29.211 |
| 9 -                       | 35.224   | 86.8        | 50.815   | 74.3                     | 26.758   | 110.1              | 1:52.797     | 77.66 | 0.491  | 14:09:22.008 |
| 10 -                      | 35.100   | 88.5        | 50.615   | 75.2                     | 26.690   | 110.7              | 1:52.405 (2) | 77.93 | 0.099  | 14:11:14.413 |
| 11 -                      | 35.304   | 88.8        | 50.880   | 71.2                     | 27.054   | 107.8              | 1:53.238     | 77.35 | 0.932  | 14:13:07.651 |

| P6 19 5                   |               | Paul GRANT  |                          | Cooper Bristol Mk2 |               |                    |                     |              |        |                     |
|---------------------------|---------------|-------------|--------------------------|--------------------|---------------|--------------------|---------------------|--------------|--------|---------------------|
| IDEAL LAP TIME : 1:51.438 |               |             | BEST LAP TIME : 1:51.769 |                    |               | DIFFERENCE : 0.331 |                     |              |        |                     |
| LAP                       | SECTOR 1      |             | SECTOR 2                 |                    | SECTOR 3      |                    | LAP TIME            | MPH          | DIFF   | TIME OF DAY         |
| 1 -                       |               | 78.3        | 53.251                   | 70.4               | 27.170        | 105.5              | 2:05.099            | 70.02        | 13.330 | 13:54:19.469        |
| 2 -                       | 35.843        | 83.2        | 52.258                   | 72.8               | 26.962        | 107.0              | 1:55.063            | 76.13        | 3.294  | 13:56:14.532        |
| 3 -                       | 35.837        | 84.6        | 50.932                   | 74.5               | 27.217        | 107.2              | 1:53.986            | 76.85        | 2.217  | 13:58:08.518        |
| 4 -                       | 35.223        | <b>85.8</b> | 51.017                   | 72.9               | 26.903        | <b>108.2</b>       | 1:53.143            | 77.42        | 1.374  | 14:00:01.661        |
| 5 -                       | 35.215        | 83.8        | 51.075                   | 74.3               | 26.889        | 106.6              | 1:53.179            | 77.39        | 1.410  | 14:01:54.840        |
| 6 -                       | 34.960        | 83.4        | 50.422                   | 76.9               | 26.895        | 104.6              | 1:52.277            | 78.01        | 0.508  | 14:03:47.117        |
| 7 -                       | 35.195        | 84.8        | 50.189                   | <b>77.4</b>        | <b>26.824</b> | 106.6              | 1:52.208 (2)        | 78.06        | 0.439  | 14:05:39.325        |
| 8 -                       | 34.883        | 85.5        | 50.247                   | 75.1               | 27.403        | 104.3              | 1:52.533            | 77.84        | 0.764  | 14:07:31.858        |
| 9 -                       | 35.076        | 84.7        | 50.345                   | 77.3               | 26.920        | 107.5              | 1:52.341            | 77.97        | 0.572  | 14:09:24.199        |
| <b>10 -</b>               | 34.999        | 85.2        | <b>49.896</b>            | 76.1               | 26.874        | 106.1              | <b>1:51.769 (1)</b> | <b>78.37</b> |        | <b>14:11:15.968</b> |
| 11 -                      | <b>34.718</b> | 84.3        | 50.115                   | 71.2               | 27.390        | 103.0              | 1:52.223 (3)        | 78.05        | 0.454  | 14:13:08.191        |

| P7 33 5                   |          | Chris PHILLIPS |                          | Cooper Bristol Mk2 |          |                    |              |       |        |              |
|---------------------------|----------|----------------|--------------------------|--------------------|----------|--------------------|--------------|-------|--------|--------------|
| IDEAL LAP TIME : 1:53.051 |          |                | BEST LAP TIME : 1:53.145 |                    |          | DIFFERENCE : 0.094 |              |       |        |              |
| LAP                       | SECTOR 1 |                | SECTOR 2                 |                    | SECTOR 3 |                    | LAP TIME     | MPH   | DIFF   | TIME OF DAY  |
| 1 -                       |          | 81.3           | 52.841                   | 70.6               | 27.272   | 108.2              | 2:04.676     | 70.26 | 11.531 | 13:54:19.046 |
| 2 -                       | 36.116   | 86.2           | 52.749                   | 70.3               | 27.043   | 108.4              | 1:55.908     | 75.57 | 2.763  | 13:56:14.954 |
| 3 -                       | 36.196   | 86.2           | 51.087                   | 73.6               | 27.058   | 108.0              | 1:54.341     | 76.61 | 1.196  | 13:58:09.295 |
| 4 -                       | 35.404   | 86.2           | 50.927                   | 73.2               | 27.086   | 108.2              | 1:53.417 (2) | 77.23 | 0.272  | 14:00:02.712 |
| 5 -                       | 35.997   | 87.7           | 50.604                   | 73.1               | 27.057   | 107.5              | 1:53.658 (3) | 77.07 | 0.513  | 14:01:56.370 |
| 6 -                       | 35.460   | 87.0           | 50.605                   | 72.8               | 27.080   | 107.5              | 1:53.145 (1) | 77.42 |        | 14:03:49.515 |
| 7 -                       | 35.455   | 86.5           | 51.237                   | 73.5               | 27.043   | 107.3              | 1:53.735     | 77.01 | 0.590  | 14:05:43.250 |
| 8 -                       | 36.122   | 87.2           | 51.524                   | 74.1               | 27.148   | 107.3              | 1:54.794     | 76.30 | 1.649  | 14:07:38.044 |
| 9 -                       | 36.870   | 85.4           | 51.523                   | 74.3               | 27.590   | 106.6              | 1:55.983     | 75.52 | 2.838  | 14:09:34.027 |
| 10 -                      | 36.602   | 84.4           | 52.180                   | 72.1               | 27.732   | 107.0              | 1:56.514     | 75.18 | 3.369  | 14:11:30.541 |
| 11 -                      | 36.628   | 83.5           | 52.704                   | 72.9               | 27.728   | 102.2              | 1:57.060     | 74.83 | 3.915  | 14:13:27.601 |

| P8 60 7c                  |          | Elliott HANN |                          | Cooper T41 |          |                    |              |       |        |              |
|---------------------------|----------|--------------|--------------------------|------------|----------|--------------------|--------------|-------|--------|--------------|
| IDEAL LAP TIME : 1:53.560 |          |              | BEST LAP TIME : 1:53.855 |            |          | DIFFERENCE : 0.295 |              |       |        |              |
| LAP                       | SECTOR 1 |              | SECTOR 2                 |            | SECTOR 3 |                    | LAP TIME     | MPH   | DIFF   | TIME OF DAY  |
| 1 -                       |          | 81.2         | 54.108                   | 73.1       | 28.011   | 105.1              | 2:09.554     | 67.61 | 15.699 | 13:54:23.924 |
| 2 -                       | 36.456   | 86.3         | 53.755                   | 75.2       | 27.548   | 106.6              | 1:57.759     | 74.38 | 3.904  | 13:56:21.683 |
| 3 -                       | 37.031   | 73.5         | 54.849                   | 75.2       | 27.212   | 107.8              | 1:59.092     | 73.55 | 5.237  | 13:58:20.775 |
| 4 -                       | 36.651   | 86.9         | 53.240                   | 74.7       | 27.405   | 106.5              | 1:57.296     | 74.68 | 3.441  | 14:00:18.071 |
| 5 -                       | 36.711   | 78.3         | 54.715                   | 72.1       | 27.811   | 106.5              | 1:59.237     | 73.46 | 5.382  | 14:02:17.308 |
| 6 -                       | 36.306   | 79.4         | 53.680                   | 77.6       | 27.327   | 105.5              | 1:57.313     | 74.67 | 3.458  | 14:04:14.621 |
| 7 -                       | 35.248   | 87.8         | 51.600                   | 76.5       | 27.007   | 107.3              | 1:53.855 (1) | 76.93 |        | 14:06:08.476 |
| 8 -                       | 35.633   | 88.1         | 51.623                   | 76.3       | 26.963   | 107.0              | 1:54.219 (3) | 76.69 | 0.364  | 14:08:02.695 |
| 9 -                       | 35.011   | 88.4         | 52.243                   | 62.9       | 28.838   | 107.2              | 1:56.092     | 75.45 | 2.237  | 14:09:58.787 |
| 10 -                      | 35.355   | 87.8         | 51.662                   | 78.5       | 26.949   | 107.7              | 1:53.966 (2) | 76.86 | 0.111  | 14:11:52.753 |
| 11 -                      | 35.506   | 87.7         | 51.908                   | 79.9       | 26.982   | 107.3              | 1:54.396     | 76.57 | 0.541  | 14:13:47.149 |

Weather / Track : Sunny / Dry

Brands Hatch GP

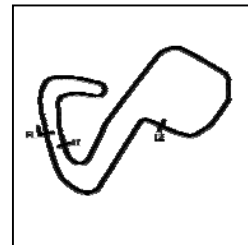
Circuit Length = 2.4332 miles

Start: 13:52 Flag 14:12 End: 14:14

# Legends of Brands Hatch Superprix

## HGPCA Pre '61

### RACE 2 - SECTOR ANALYSIS



SECTOR 1 = FL to I1, SECTOR 2 = I1 to I2, SECTOR 3 = I2 to FL, DIFF = Difference To Personal Best Lap, P = Crossed Finish Line in Pit Lane, D = Time Disallowed

| P9 36 5                   |               | Erik STAES               |               |             | Cooper Bristol Mk2 |              |                     |              |        |                     |
|---------------------------|---------------|--------------------------|---------------|-------------|--------------------|--------------|---------------------|--------------|--------|---------------------|
| IDEAL LAP TIME : 1:55.403 |               | BEST LAP TIME : 1:55.537 |               |             | DIFFERENCE : 0.134 |              |                     |              |        |                     |
| LAP                       | SECTOR 1      | SECTOR 2                 | SECTOR 3      | LAP TIME    | MPH                | DIFF         | TIME OF DAY         |              |        |                     |
| 1 -                       |               | 78.5                     | 53.762        | 66.8        | 27.978             | 104.5        | 2:08.293            | 68.27        | 12.756 | 13:54:22.663        |
| 2 -                       | 37.036        | 80.6                     | 53.116        | 67.9        | 27.754             | 104.3        | 1:57.906            | 74.29        | 2.369  | 13:56:20.569        |
| 3 -                       | 37.884        | 74.0                     | 53.546        | 67.2        | 27.880             | 104.8        | 1:59.310            | 73.42        | 3.773  | 13:58:19.879        |
| 4 -                       | 36.729        | 81.4                     | 52.923        | 67.7        | 28.144             | 96.0         | 1:57.796            | 74.36        | 2.259  | 14:00:17.675        |
| 5 -                       | 36.823        | <b>82.2</b>              | 54.523        | 68.8        | 28.098             | 105.3        | 1:59.444            | 73.33        | 3.907  | 14:02:17.119        |
| 6 -                       | <b>36.276</b> | 82.0                     | 53.068        | 68.5        | 28.591             | 104.3        | 1:57.935            | 74.27        | 2.398  | 14:04:15.054        |
| 7 -                       | 36.410        | 80.8                     | <b>51.788</b> | 69.6        | <b>27.339</b>      | <b>106.8</b> | <b>1:55.537 (1)</b> | <b>75.81</b> |        | <b>14:06:10.591</b> |
| 8 -                       | 36.360        | 81.9                     | 52.750        | 68.8        | 27.654             | <b>106.8</b> | 1:56.764            | 75.02        | 1.227  | 14:08:07.355        |
| 9 -                       | 36.580        | 78.5                     | 52.654        | 70.2        | 27.779             | 101.8        | 1:57.013            | 74.86        | 1.476  | 14:10:04.368        |
| 10 -                      | 36.704        | 81.5                     | 51.906        | <b>70.7</b> | 27.622             | 105.8        | 1:56.232 (2)        | 75.36        | 0.695  | 14:12:00.600        |
| 11 -                      | 36.920        | 81.4                     | 52.064        | 70.4        | 27.710             | 104.3        | 1:56.694 (3)        | 75.06        | 1.157  | 14:13:57.294        |

| P10 16 7a                 |               | Charles MCCABE           |               |             | BRM P25            |              |                     |              |        |                     |
|---------------------------|---------------|--------------------------|---------------|-------------|--------------------|--------------|---------------------|--------------|--------|---------------------|
| IDEAL LAP TIME : 1:55.662 |               | BEST LAP TIME : 1:56.008 |               |             | DIFFERENCE : 0.346 |              |                     |              |        |                     |
| LAP                       | SECTOR 1      | SECTOR 2                 | SECTOR 3      | LAP TIME    | MPH                | DIFF         | TIME OF DAY         |              |        |                     |
| 1 -                       |               | 75.9                     | 56.545        | 68.6        | 27.979             | 102.1        | 2:13.488            | 65.62        | 17.480 | 13:54:27.858        |
| 2 -                       | 38.066        | 81.3                     | 56.368        | 62.8        | 27.636             | 106.8        | 2:02.070            | 71.76        | 6.062  | 13:56:29.928        |
| 3 -                       | 37.464        | 75.6                     | 55.171        | 66.5        | 28.964             | 104.3        | 2:01.599            | 72.03        | 5.591  | 13:58:31.527        |
| 4 -                       | 38.908        | 76.6                     | 55.679        | 67.7        | 27.097             | 109.1        | 2:01.684            | 71.98        | 5.676  | 14:00:33.211        |
| 5 -                       | 37.190        | 80.2                     | 52.736        | <b>74.3</b> | 26.929             | 109.4        | 1:56.855            | 74.96        | 0.847  | 14:02:30.066        |
| 6 -                       | 37.207        | 84.5                     | <b>52.542</b> | 73.2        | 26.742             | 111.4        | 1:56.491 (3)        | 75.19        | 0.483  | 14:04:26.557        |
| 7 -                       | 37.201        | 81.3                     | 52.960        | 70.1        | 26.930             | 110.3        | 1:57.091            | 74.81        | 1.083  | 14:06:23.648        |
| 8 -                       | <b>36.551</b> | 83.2                     | 53.284        | 68.8        | <b>26.569</b>      | 110.7        | 1:56.404 (2)        | 75.25        | 0.396  | 14:08:20.052        |
| 9 -                       | 36.644        | <b>85.5</b>              | 52.594        | 72.3        | 26.770             | 108.0        | <b>1:56.008 (1)</b> | <b>75.51</b> |        | <b>14:10:16.060</b> |
| 10 -                      | 36.783        | 75.6                     | 53.664        | 70.8        | 26.591             | <b>112.9</b> | 1:57.038            | 74.84        | 1.030  | 14:12:13.098        |
| 11 -                      | 36.902        | 80.3                     | 53.182        | 69.6        | 26.749             | 107.5        | 1:56.833            | 74.97        | 0.825  | 14:14:09.931        |

| P11 32 5                  |               | Guy PLANTE               |               |             | Cooper Bristol     |              |                     |              |        |                     |
|---------------------------|---------------|--------------------------|---------------|-------------|--------------------|--------------|---------------------|--------------|--------|---------------------|
| IDEAL LAP TIME : 1:55.505 |               | BEST LAP TIME : 1:56.411 |               |             | DIFFERENCE : 0.906 |              |                     |              |        |                     |
| LAP                       | SECTOR 1      | SECTOR 2                 | SECTOR 3      | LAP TIME    | MPH                | DIFF         | TIME OF DAY         |              |        |                     |
| 1 -                       |               | 82.7                     | 53.705        | 76.3        | 27.730             | 100.9        | 2:06.904            | 69.02        | 10.493 | 13:54:21.274        |
| 2 -                       | 36.660        | 84.2                     | 53.644        | 76.4        | 27.800             | 101.0        | 1:58.104            | 74.17        | 1.693  | 13:56:19.378        |
| 3 -                       | 38.753        | 82.0                     | 54.423        | 72.6        | 27.704             | <b>104.3</b> | 2:00.880            | 72.46        | 4.469  | 13:58:20.258        |
| 4 -                       | 52.502        | 76.3                     | 53.801        | 71.7        | 27.877             | 103.4        | 2:14.180            | 65.28        | 17.769 | 14:00:34.438        |
| 5 -                       | 36.205        | 80.4                     | 52.947        | 75.5        | 27.616             | 101.6        | 1:56.768            | 75.01        | 0.357  | 14:02:31.206        |
| 6 -                       | 36.560        | 84.6                     | <b>52.535</b> | 76.6        | 27.471             | 102.1        | 1:56.566 (2)        | 75.14        | 0.155  | 14:04:27.772        |
| 7 -                       | 36.307        | 80.6                     | 53.157        | 73.0        | <b>27.372</b>      | 104.2        | 1:56.836            | 74.97        | 0.425  | 14:06:24.608        |
| 8 -                       | 36.185        | 84.4                     | 53.025        | 71.7        | 27.578             | 102.2        | 1:56.788            | 75.00        | 0.377  | 14:08:21.396        |
| 9 -                       | <b>35.598</b> | <b>85.1</b>              | 52.707        | 74.0        | 28.106             | 99.7         | <b>1:56.411 (1)</b> | <b>75.24</b> |        | <b>14:10:17.807</b> |
| 10 -                      | 36.590        | 81.8                     | 52.734        | 76.2        | 27.823             | 101.5        | 1:57.147            | 74.77        | 0.736  | 14:12:14.954        |
| 11 -                      | 35.867        | 83.8                     | 52.670        | <b>76.9</b> | 28.105             | 102.6        | 1:56.642 (3)        | 75.10        | 0.231  | 14:14:11.596        |

| P12 12 1                  |               | John GILLETT             |                 |             | MG K3              |             |                     |              |       |                     |
|---------------------------|---------------|--------------------------|-----------------|-------------|--------------------|-------------|---------------------|--------------|-------|---------------------|
| IDEAL LAP TIME : 2:28.157 |               | BEST LAP TIME : 2:30.556 |                 |             | DIFFERENCE : 2.399 |             |                     |              |       |                     |
| LAP                       | SECTOR 1      | SECTOR 2                 | SECTOR 3        | LAP TIME    | MPH                | DIFF        | TIME OF DAY         |              |       |                     |
| 1 -                       |               | <b>71.6</b>              | <b>1:07.948</b> | <b>57.1</b> | <b>34.690</b>      | <b>85.7</b> | 2:34.999            | 56.51        | 4.443 | 13:54:49.369        |
| 2 -                       | 45.581        | 69.3                     | 1:11.238        | 50.9        | 35.046             | 82.1        | 2:31.865 (3)        | 57.68        | 1.309 | 13:57:21.234        |
| 3 -                       | 46.040        | 65.3                     | 1:12.064        | 48.0        | 36.764             | 74.1        | 2:34.868            | 56.56        | 4.312 | 13:59:56.102        |
| 4 -                       | 46.629        | 67.9                     | 1:11.689        | 56.2        | 35.405             | 80.5        | 2:33.723            | 56.98        | 3.167 | 14:02:29.825        |
| 5 -                       | 45.578        | <b>71.6</b>              | 1:09.179        | 53.7        | 35.799             | 77.5        | <b>2:30.556 (1)</b> | <b>58.18</b> |       | <b>14:05:00.381</b> |
| 6 -                       | 46.479        | 69.7                     | 1:10.759        | 49.4        | 36.372             | 83.1        | 2:33.610            | 57.02        | 3.054 | 14:07:33.991        |
| 7 -                       | <b>45.519</b> | 67.0                     | 1:10.001        | 54.9        | 36.900             | 77.9        | 2:32.420            | 57.47        | 1.864 | 14:10:06.411        |
| 8 -                       | 45.769        | 67.7                     | 1:08.655        | 53.7        | 36.187             | 80.5        | 2:30.611 (2)        | 58.16        | 0.055 | 14:12:37.022        |

Weather / Track : Sunny / Dry

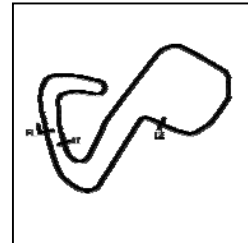
Brands Hatch GP  
Circuit Length = 2.4332 miles  
Start: 13:52 Flag 14:12 End: 14:14



# Legends of Brands Hatch Superprix

HGPCA Pre '61

## RACE 2 - SECTOR ANALYSIS



SECTOR 1 = FL to I1, SECTOR 2 = I1 to I2, SECTOR 3 = I2 to FL, DIFF = Difference To Personal Best Lap, P = Crossed Finish Line in Pit Lane, D = Time Disallowed

| P13 73 2                  |          | Tom DARK                 |          | Bugatti T73C       |          |       |              |       |        |              |
|---------------------------|----------|--------------------------|----------|--------------------|----------|-------|--------------|-------|--------|--------------|
| IDEAL LAP TIME : 1:49.669 |          | BEST LAP TIME : 1:50.268 |          | DIFFERENCE : 0.599 |          |       |              |       |        |              |
| LAP                       | SECTOR 1 |                          | SECTOR 2 |                    | SECTOR 3 |       | LAP TIME     | MPH   | DIFF   | TIME OF DAY  |
| 1 -                       |          | 86.8                     | 52.453   | 68.2               | 27.923   | 118.7 | 2:01.687 (3) | 71.98 | 11.419 | 13:54:16.057 |
| 2 -                       | 34.890   | 90.0                     | 49.872   | 73.7               | 25.506   | 117.5 | 1:50.268 (1) | 79.44 |        | 13:56:06.325 |
| 3 -                       | 35.832   | 86.3                     | 49.273   | 74.5               | 26.173   | 117.3 | 1:51.278 (2) | 78.72 | 1.010  | 13:57:57.603 |

| P14 8 7a                  |          | Malcolm COOK             |        |          |        | Connaught C8       |              |        |              |
|---------------------------|----------|--------------------------|--------|----------|--------|--------------------|--------------|--------|--------------|
| IDEAL LAP TIME : 1:58.324 |          | BEST LAP TIME : 1:59.418 |        |          |        | DIFFERENCE : 1.094 |              |        |              |
| LAP                       | SECTOR 1 | SECTOR 2                 |        | SECTOR 3 |        | LAP TIME           | MPH          | DIFF   | TIME OF DAY  |
| 1 -                       | 79.3     | 55.067                   | 71.7   | 27.218   | 103.7  | 2:11.669 (2)       | 66.52        | 12.251 | 13:54:26.039 |
| 2 -                       | 37.225   | 86.4                     | 53.881 | 71.6     | 28.312 | 100.0              | 1:59.418 (1) | 73.35  | 13:56:25.457 |

## RACE 2 - BEST SECTORS

Brands Hatch GP  
Circuit Length = 2.4332 miles  
Start: 13:52 Flag 14:12 End: 14:14  
*Printed - 14:17 Saturday, 29 June 2019*

# Legends of Brands Hatch Superprix

## HGPCA Pre '61

### RACE 2 - BEST SPEEDS

| INTERMEDIATE 1 |     |          |      | INTERMEDIATE 2 |          |      | FINISH LINE |          |       |
|----------------|-----|----------|------|----------------|----------|------|-------------|----------|-------|
| POS            | NO  | NAME     | MPH  | NO             | NAME     | MPH  | NO          | NAME     | MPH   |
| 1              | 2   | JOLLEY   | 92.8 | 38             | WILSON   | 81.3 | 248         | LEHR     | 123.1 |
| 2              | 38  | WILSON   | 91.0 | 60             | HANN     | 79.9 | 2           | JOLLEY   | 122.9 |
| 3              | 22  | HART     | 90.5 | 2              | JOLLEY   | 77.7 | 73          | DARK     | 118.7 |
| 4              | 73  | DARK     | 90.0 | 19             | GRANT    | 77.4 | 22          | HART     | 118.3 |
| 5              | 21  | NUTHALL  | 88.8 | 32             | PLANTE   | 76.9 | 38          | WILSON   | 116.3 |
| 6              | 60  | HANN     | 88.4 | 21             | NUTHALL  | 76.8 | 16          | MCCABE   | 112.9 |
| 7              | 248 | LEHR     | 88.1 | 248            | LEHR     | 76.3 | 21          | NUTHALL  | 110.7 |
| 8              | 33  | PHILLIPS | 87.7 | 73             | DARK     | 74.5 | 33          | PHILLIPS | 108.4 |
| 9              | 8   | COOK     | 86.4 | 33             | PHILLIPS | 74.3 | 19          | GRANT    | 108.2 |
| 10             | 19  | GRANT    | 85.8 | 16             | MCCABE   | 74.3 | 60          | HANN     | 107.8 |
| 11             | 16  | MCCABE   | 85.5 | 22             | HART     | 73.6 | 36          | STAES    | 106.8 |
| 12             | 32  | PLANTE   | 85.1 | 8              | COOK     | 71.7 | 32          | PLANTE   | 104.3 |
| 13             | 36  | STAES    | 82.2 | 36             | STAES    | 70.7 | 8           | COOK     | 103.7 |
| 14             | 12  | GILLETT  | 71.6 | 12             | GILLETT  | 57.1 | 12          | GILLETT  | 85.7  |

Weather / Track : Sunny / Dry

Results can be found at [www.tsl-timing.com](http://www.tsl-timing.com)

Brands Hatch GP  
Circuit Length = 2.4332 miles  
Start: 13:52 Flag 14:12 End: 14:14  
Printed - 14:18 Saturday, 29 June 2019

# Legends of Brands Hatch Superprix

## HGPCA Pre '61

### RACE 2 - STATISTICS

**Competitors Started** 14  
**Planned Start** 2019-06-29 @ 13:50:00.000  
**Actual Start** 2019-06-29 @ 13:52:14.369  
**Finish Time** 2019-06-29 @ 14:12:28.434  
**Track Length** 2.4332mi.  
**Total Laps** 134  
**Total Distance Covered** 326.0608mi.

#### Session Fastest Lap History

| NO | CL | NAME           | LAP TIME | TIME OF DAY  | LAP | VEHICLE           |
|----|----|----------------|----------|--------------|-----|-------------------|
| 38 | 7a | Richard WILSON | 2:00.285 | 13:54:14.680 | 1   | Ferrari Dino BR01 |
| 38 | 7a | Richard WILSON | 1:51.115 | 13:56:05.792 | 2   | Ferrari Dino BR01 |
| 73 | 2  | Tom DARK       | 1:50.268 | 13:56:06.348 | 2   | Bugatti T73C      |
| 38 | 7a | Richard WILSON | 1:49.354 | 13:57:55.148 | 3   | Ferrari Dino BR01 |
| 38 | 7a | Richard WILSON | 1:48.719 | 14:01:33.599 | 5   | Ferrari Dino BR01 |
| 38 | 7a | Richard WILSON | 1:48.298 | 14:03:21.897 | 6   | Ferrari Dino BR01 |
| 38 | 7a | Richard WILSON | 1:47.209 | 14:05:09.106 | 7   | Ferrari Dino BR01 |
| 38 | 7a | Richard WILSON | 1:46.817 | 14:08:44.026 | 9   | Ferrari Dino BR01 |

#### Session Leader History

| NO | CL | NAME           | FROM LAP | LAPS LED | DISTANCE    | VEHICLE           |
|----|----|----------------|----------|----------|-------------|-------------------|
| 38 | 7a | Richard WILSON | 1        | 11       | 26.76 miles | Ferrari Dino BR01 |

#### Flag History

| TYPE   | TIME OF DAY  |
|--------|--------------|
| GREEN  | 13:52:14.369 |
| FINISH | 14:12:28.434 |

#### Flag Statistics

| TYPE       | COUNT | TOTAL LAPS | TOTAL TIME |
|------------|-------|------------|------------|
| Green      | 1     | 11         | 22:03.959  |
| Red        | 0     | 0          | 0.000      |
| Safety Car | 0     | 0          | 0.000      |
| FCY        | 0     | 0          | 0.000      |

Weather / Track : Sunny / Dry

These results are provisional until the conclusion of any judicial and technical matters.

Brands Hatch GP

Circuit Length = 2.4332 miles

Start: 13:52 Flag 14:12 End: 14:14

Clerk Of Course : Julian Floyd

Timekeeper : Nick Palmer

# Legends of Brands Hatch Superprix

HGPCA Pre '61

## RACE 2 - STATISTICS

CLASS : 1

1 Starters

### Fastest Lap History

| NO | NAME         | LAP TIME | TIME OF DAY  | LAP | VEHICLE |
|----|--------------|----------|--------------|-----|---------|
| 12 | John GILLETT | 2:34.999 | 13:54:49.381 | 1   | MG K3   |
| 12 | John GILLETT | 2:31.865 | 13:57:21.246 | 2   | MG K3   |
| 12 | John GILLETT | 2:30.556 | 14:05:00.394 | 5   | MG K3   |

### Leader History

| NO | NAME         | FROM LAP | LAPS LED | DISTANCE    | VEHICLE |
|----|--------------|----------|----------|-------------|---------|
| 12 | John GILLETT | 1        | 8        | 19.46 miles | MG K3   |

Weather / Track : Sunny / Dry

These results are provisional until the conclusion of any judicial and technical matters.

Brands Hatch GP

Circuit Length = 2.4332 miles

Start: 13:52 Flag 14:12 End: 14:14

Clerk Of Course : Julian Floyd

Timekeeper : Nick Palmer

# Legends of Brands Hatch Superprix

HGPCA Pre '61

## RACE 2 - STATISTICS

CLASS : 2

1 Starters

### Fastest Lap History

| NO | NAME     | LAP TIME | TIME OF DAY  | LAP | VEHICLE      |
|----|----------|----------|--------------|-----|--------------|
| 73 | Tom DARK | 2:01.687 | 13:54:16.079 | 1   | Bugatti T73C |
| 73 | Tom DARK | 1:50.268 | 13:56:06.348 | 2   | Bugatti T73C |

### Leader History

| NO | NAME     | FROM LAP | LAPS LED | DISTANCE   | VEHICLE      |
|----|----------|----------|----------|------------|--------------|
| 73 | Tom DARK | 1        | 3        | 7.29 miles | Bugatti T73C |

Weather / Track : Sunny / Dry

These results are provisional until the conclusion of any judicial and technical matters.

Brands Hatch GP

Circuit Length = 2.4332 miles

Start: 13:52 Flag 14:12 End: 14:14

Clerk Of Course : Julian Floyd

Timekeeper : Nick Palmer

# Legends of Brands Hatch Superprix

HGPCA Pre '61

## RACE 2 - STATISTICS

CLASS : 5

5 Starters

### Fastest Lap History

| NO | NAME        | LAP TIME | TIME OF DAY  | LAP | VEHICLE            |
|----|-------------|----------|--------------|-----|--------------------|
| 21 | Ian NUTHALL | 2:02.934 | 13:54:17.304 | 1   | Alta F2            |
| 21 | Ian NUTHALL | 1:54.786 | 13:56:12.109 | 2   | Alta F2            |
| 21 | Ian NUTHALL | 1:53.160 | 13:58:05.268 | 3   | Alta F2            |
| 21 | Ian NUTHALL | 1:52.913 | 13:59:58.180 | 4   | Alta F2            |
| 21 | Ian NUTHALL | 1:52.306 | 14:03:43.412 | 6   | Alta F2            |
| 19 | Paul GRANT  | 1:52.277 | 14:03:47.128 | 6   | Cooper Bristol Mk2 |
| 19 | Paul GRANT  | 1:52.208 | 14:05:39.336 | 7   | Cooper Bristol Mk2 |
| 19 | Paul GRANT  | 1:51.769 | 14:11:15.978 | 10  | Cooper Bristol Mk2 |

### Leader History

| NO | NAME        | FROM LAP | LAPS LED | DISTANCE    | VEHICLE |
|----|-------------|----------|----------|-------------|---------|
| 21 | Ian NUTHALL | 1        | 11       | 26.76 miles | Alta F2 |

Weather / Track : Sunny / Dry

These results are provisional until the conclusion of any judicial and technical matters.

Brands Hatch GP

Circuit Length = 2.4332 miles

Start: 13:52 Flag 14:12 End: 14:14

Clerk Of Course : Julian Floyd

Timekeeper : Nick Palmer

## Legends of Brands Hatch Superprix

HGPCA Pre '61

### RACE 2 - STATISTICS

CLASS : 6

2 Starters

#### Fastest Lap History

| NO  | NAME       | LAP TIME | TIME OF DAY  | LAP | VEHICLE           |
|-----|------------|----------|--------------|-----|-------------------|
| 22  | Steve HART | 2:02.055 | 13:54:16.492 | 1   | Maserati 250F CM7 |
| 22  | Steve HART | 1:51.852 | 13:56:08.344 | 2   | Maserati 250F CM7 |
| 248 | Klaus LEHR | 1:51.324 | 14:03:40.464 | 6   | Maserati 250F CM5 |
| 22  | Steve HART | 1:51.207 | 14:05:30.425 | 7   | Maserati 250F CM7 |
| 248 | Klaus LEHR | 1:50.688 | 14:09:15.136 | 9   | Maserati 250F CM5 |

#### Leader History

| NO | NAME       | FROM LAP | LAPS LED | DISTANCE    | VEHICLE           |
|----|------------|----------|----------|-------------|-------------------|
| 22 | Steve HART | 1        | 11       | 26.76 miles | Maserati 250F CM7 |

Weather / Track : Sunny / Dry

These results are provisional until the conclusion of any judicial and technical matters.

Clerk Of Course : Julian Floyd

Brands Hatch GP

Circuit Length = 2.4332 miles

Start: 13:52 Flag 14:12 End: 14:14

Timekeeper : Nick Palmer



# Legends of Brands Hatch Superprix

HGPCA Pre '61

## RACE 2 - STATISTICS

CLASS : 7a

3 Starters

### Fastest Lap History

| NO | NAME           | LAP TIME | TIME OF DAY  | LAP | VEHICLE           |
|----|----------------|----------|--------------|-----|-------------------|
| 38 | Richard WILSON | 2:00.285 | 13:54:14.680 | 1   | Ferrari Dino BR01 |
| 38 | Richard WILSON | 1:51.115 | 13:56:05.792 | 2   | Ferrari Dino BR01 |
| 38 | Richard WILSON | 1:49.354 | 13:57:55.148 | 3   | Ferrari Dino BR01 |
| 38 | Richard WILSON | 1:48.719 | 14:01:33.599 | 5   | Ferrari Dino BR01 |
| 38 | Richard WILSON | 1:48.298 | 14:03:21.897 | 6   | Ferrari Dino BR01 |
| 38 | Richard WILSON | 1:47.209 | 14:05:09.106 | 7   | Ferrari Dino BR01 |
| 38 | Richard WILSON | 1:46.817 | 14:08:44.026 | 9   | Ferrari Dino BR01 |

### Leader History

| NO | NAME           | FROM LAP | LAPS LED | DISTANCE    | VEHICLE           |
|----|----------------|----------|----------|-------------|-------------------|
| 38 | Richard WILSON | 1        | 11       | 26.76 miles | Ferrari Dino BR01 |

Weather / Track : Sunny / Dry

These results are provisional until the conclusion of any judicial and technical matters.

Clerk Of Course : Julian Floyd

Brands Hatch GP

Circuit Length = 2.4332 miles

Start: 13:52 Flag 14:12 End: 14:14

Timekeeper : Nick Palmer

## Legends of Brands Hatch Superprix

HGPCA Pre '61

### RACE 2 - STATISTICS

CLASS : 7c

1 Starters

#### Fastest Lap History

| NO | NAME         | LAP TIME | TIME OF DAY  | LAP | VEHICLE    |
|----|--------------|----------|--------------|-----|------------|
| 60 | Elliott HANN | 2:09.554 | 13:54:23.938 | 1   | Cooper T41 |
| 60 | Elliott HANN | 1:57.759 | 13:56:21.696 | 2   | Cooper T41 |
| 60 | Elliott HANN | 1:57.296 | 14:00:18.085 | 4   | Cooper T41 |
| 60 | Elliott HANN | 1:53.855 | 14:06:08.489 | 7   | Cooper T41 |

#### Leader History

| NO | NAME         | FROM LAP | LAPS LED | DISTANCE    | VEHICLE    |
|----|--------------|----------|----------|-------------|------------|
| 60 | Elliott HANN | 1        | 11       | 26.76 miles | Cooper T41 |

Weather / Track : Sunny / Dry

These results are provisional until the conclusion of any judicial and technical matters.

Clerk Of Course : Julian Floyd

Brands Hatch GP

Circuit Length = 2.4332 miles

Start: 13:52 Flag 14:12 End: 14:14

Timekeeper : Nick Palmer

# Legends of Brands Hatch Superprix

HGPCA Pre '61

## RACE 2 - STATISTICS

CLASS : 8

1 Starters

### Fastest Lap History

| NO | NAME       | LAP TIME | TIME OF DAY  | LAP | VEHICLE       |
|----|------------|----------|--------------|-----|---------------|
| 2  | Rod JOLLEY | 2:00.938 | 13:54:15.362 | 1   | Lister Jaguar |
| 2  | Rod JOLLEY | 1:51.776 | 13:56:07.136 | 2   | Lister Jaguar |
| 2  | Rod JOLLEY | 1:51.014 | 13:57:58.150 | 3   | Lister Jaguar |
| 2  | Rod JOLLEY | 1:50.709 | 13:59:48.862 | 4   | Lister Jaguar |
| 2  | Rod JOLLEY | 1:50.431 | 14:01:39.289 | 5   | Lister Jaguar |
| 2  | Rod JOLLEY | 1:49.429 | 14:09:02.195 | 9   | Lister Jaguar |

### Leader History

| NO | NAME       | FROM LAP | LAPS LED | DISTANCE    | VEHICLE       |
|----|------------|----------|----------|-------------|---------------|
| 2  | Rod JOLLEY | 1        | 11       | 26.76 miles | Lister Jaguar |

Weather / Track : Sunny / Dry

These results are provisional until the conclusion of any judicial and technical matters.

Clerk Of Course : Julian Floyd

Brands Hatch GP

Circuit Length = 2.4332 miles

Start: 13:52 Flag 14:12 End: 14:14

Timekeeper : Nick Palmer

Sheet No:



# Legends of Brands Hatch Superprix

HGPCA Pre '61

RACE 9 - GRID (20 minutes)

|       |    |    |                |    |     |                |
|-------|----|----|----------------|----|-----|----------------|
| ROW 7 | 13 | 8  | Malcolm COOK   | 12 | 12  | John GILLETT   |
| ROW 6 | 11 | 32 | Guy PLANTE     | 10 | 16  | Charles MCCABE |
| ROW 5 | 9  | 36 | Erik STAES     | 8  | 60  | Elliott HANN   |
| ROW 4 | 7  | 33 | Chris PHILLIPS | 6  | 19  | Paul GRANT     |
| ROW 3 | 5  | 21 | Ian NUTHALL    | 4  | 248 | Klaus LEHR     |
| ROW 2 | 3  | 22 | Steve HART     | 2  | 2   | Rod JOLLEY     |
| ROW 1 | 1  | 38 | Richard WILSON |    |     |                |
| Pole  |    |    |                |    |     |                |
|       |    |    |                |    |     |                |

Car 73 - withdrawn.

Brands Hatch GP  
Circuit Length = 2.4332 miles

These results are provisional until the conclusion of any judicial and technical matters.

Clerk Of Course :

Timekeeper : Nick Palmer

Sheet No:



# Legends of Brands Hatch Superprix

HGPCA Pre '61

## RACE 9 - CLASSIFICATION

| POS | NO | CL | PIC | NAME           | ENTRY              | LAPS | TIME      | GAP      | DIFF   | MPH   | BEST     | ON |
|-----|----|----|-----|----------------|--------------------|------|-----------|----------|--------|-------|----------|----|
| 1   | 2  | 8  | 1   | Rod JOLLEY     | Lister Jaguar      | 12   | 21:39.545 |          |        | 80.88 | 1:46.446 | 7  |
| 2   | 38 | 7a | 1   | Richard WILSON | Ferrari Dino BR01  | 12   | 21:41.454 | 1.909    | 1.909  | 80.76 | 1:46.216 | 5  |
| 3   | 22 | 6  | 1   | Steve HART     | Maserati 250F CM7  | 12   | 22:13.140 | 33.595   | 31.686 | 78.85 | 1:49.567 | 3  |
| 4   | 21 | 5  | 1   | Ian NUTHALL    | Alta F2            | 12   | 22:26.769 | 47.224   | 13.629 | 78.05 | 1:50.449 | 10 |
| 5   | 19 | 5  | 2   | Paul GRANT     | Cooper Bristol Mk2 | 12   | 22:27.468 | 47.923   | 0.699  | 78.01 | 1:50.583 | 11 |
| 6   | 33 | 5  | 3   | Chris PHILLIPS | Cooper Bristol Mk2 | 12   | 22:45.332 | 1:05.787 | 17.864 | 76.99 | 1:52.154 | 3  |
| 7   | 60 | 7c | 1   | Elliott HANN   | Cooper T41         | 12   | 22:47.136 | 1:07.591 | 1.804  | 76.88 | 1:51.946 | 12 |
| 8   | 16 | 7a | 2   | Charles MCCABE | BRM P25            | 12   | 23:13.650 | 1:34.105 | 26.514 | 75.42 | 1:52.967 | 6  |
| 9   | 36 | 5  | 4   | Erik STAES     | Cooper Bristol Mk2 | 12   | 23:15.234 | 1:35.689 | 1.584  | 75.34 | 1:53.851 | 12 |
| 10  | 32 | 5  | 5   | Guy PLANTE     | Cooper Bristol     | 12   | 23:24.833 | 1:45.288 | 9.599  | 74.82 | 1:54.900 | 6  |
| 11  | 12 | 1  | 1   | John GILLET    | MG K3              | 9    | 22:31.601 | 3 Laps   | 3 Laps | 58.32 | 2:27.261 | 5  |

### FASTEST LAP

|    |    |                |                   |    |          |           |            |
|----|----|----------------|-------------------|----|----------|-----------|------------|
| 38 | 7a | Richard WILSON | Ferrari Dino BR01 | 5  | 1:46.216 | 82.47 mph | 132.72 kph |
| 2  | 8  | Rod JOLLEY     | Lister Jaguar     | 7  | 1:46.446 | 82.29 mph | 132.43 kph |
| 22 | 6  | Steve HART     | Maserati 250F CM7 | 3  | 1:49.567 | 79.94 mph | 128.66 kph |
| 21 | 5  | Ian NUTHALL    | Alta F2           | 10 | 1:50.449 | 79.31 mph | 127.63 kph |
| 60 | 7c | Elliott HANN   | Cooper T41        | 12 | 1:51.946 | 78.25 mph | 125.93 kph |
| 12 | 1  | John GILLET    | MG K3             | 5  | 2:27.261 | 59.48 mph | 95.73 kph  |

Weather / Track : Sunny / Dry

These results are provisional until the conclusion of any judicial and technical matters.

Brands Hatch GP

Circuit Length = 2.4332 miles

Start: 11:30 Flag 11:52 End: 11:54

Clerk Of Course : Julian Floyd

Timekeeper : Nick Palmer

# Legends of Brands Hatch Superprix

HGPCA Pre '61

## RACE 9 - LAP CHART

| LAP 1 @ 11:32:36.362 |        |          | LAP 2 @ 11:34:24.618 |          |          | LAP 3 @ 11:36:11.617 |        |          | LAP 4 @ 11:37:58.904 |        |          | LAP 5 @ 11:39:45.889 |        |          |
|----------------------|--------|----------|----------------------|----------|----------|----------------------|--------|----------|----------------------|--------|----------|----------------------|--------|----------|
| NO                   | BEHIND | LAP TIME | NO                   | BEHIND   | LAP TIME | NO                   | BEHIND | LAP TIME | NO                   | BEHIND | LAP TIME | NO                   | BEHIND | LAP TIME |
| 2                    |        | 1:55.957 | 2                    |          | 1:48.256 | 2                    |        | 1:46.999 | 2                    |        | 1:47.287 | 2                    |        | 1:46.985 |
| 38                   | 0.645  | 1:56.602 | 38                   | 0.551    | 1:48.162 | 38                   | 0.628  | 1:47.076 | 38                   | 2.075  | 1:48.734 | 38                   | 1.306  | 1:46.216 |
| 22                   | 2.072  | 1:58.029 | 22                   | 3.681    | 1:49.865 | 22                   | 6.249  | 1:49.567 | 22                   | 9.731  | 1:50.769 | 22                   | 13.602 | 1:50.856 |
| 21                   | 4.407  | 2:00.364 | 21                   | 7.667    | 1:51.516 | 21                   | 11.773 | 1:51.105 | 21                   | 15.931 | 1:51.445 | 21                   | 20.556 | 1:51.610 |
| 19                   | 5.145  | 2:01.102 | 19                   | 8.830    | 1:51.941 | 19                   | 12.991 | 1:51.160 | 19                   | 16.494 | 1:50.790 | 19                   | 21.017 | 1:51.508 |
| 33                   | 6.371  | 2:02.328 | 33                   | 10.445   | 1:52.330 | 33                   | 15.600 | 1:52.154 | 12                   | 1 Lap  | 2:28.814 | 33                   | 26.296 | 1:52.748 |
| 60                   | 7.891  | 2:03.848 | 60                   | 12.717   | 1:53.082 | 60                   | 18.864 | 1:53.146 | 33                   | 20.533 | 1:52.220 | 60                   | 33.259 | 1:55.146 |
| 32                   | 10.106 | 2:06.063 | 36                   | 19.402   | 1:56.870 | 36                   | 30.071 | 1:57.668 | 60                   | 25.098 | 1:53.521 | 16                   | 47.089 | 1:56.560 |
| 36                   | 10.788 | 2:06.745 | 16                   | 21.986   | 1:58.991 | 16                   | 30.321 | 1:55.334 | 16                   | 37.514 | 1:54.480 | 36                   | 49.196 | 1:56.425 |
| 16                   | 11.251 | 2:07.208 | 32                   | 22.119   | 2:00.269 | 32                   | 32.595 | 1:57.475 | 36                   | 39.756 | 1:56.972 | 32                   | 49.959 | 1:55.969 |
| 12                   | 43.137 | 2:39.094 | 12                   | 1:24.862 | 2:29.981 |                      |        |          | 32                   | 40.975 | 1:55.667 | 12                   | 1 Lap  | 2:30.763 |

Weather / Track : Sunny / Dry

Results can be found at [www.tsl-timing.com](http://www.tsl-timing.com)

Page 1 of 3

Brands Hatch GP  
Circuit Length = 2.4332 miles  
Start: 11:30 Flag 11:52 End: 11:54

Printed - 12:01 Sunday, 30 June 2019

# Legends of Brands Hatch Superprix

## HGPCA Pre '61

### RACE 9 - LAP CHART

| LAP 6 @ 11:41:33.501 |        |          | LAP 7 @ 11:43:19.947 |          |          | LAP 8 @ 11:45:09.052 |          |          | LAP 9 @ 11:46:57.062 |          |          | LAP 10 @ 11:48:44.681 |          |          |
|----------------------|--------|----------|----------------------|----------|----------|----------------------|----------|----------|----------------------|----------|----------|-----------------------|----------|----------|
| NO                   | BEHIND | LAP TIME | NO                   | BEHIND   | LAP TIME | NO                   | BEHIND   | LAP TIME | NO                   | BEHIND   | LAP TIME | NO                    | BEHIND   | LAP TIME |
| 2                    |        | 1:47.612 | 2                    |          | 1:46.446 | 38                   |          | 1:48.787 | 2                    |          | 1:47.651 | 2                     |          | 1:47.619 |
| 38                   | 0.164  | 1:46.470 | 38                   | 0.318    | 1:46.600 | 2                    | 0.359    | 1:49.464 | 38                   | 0.501    | 1:48.511 | 38                    | 0.497    | 1:47.615 |
| 22                   | 16.063 | 1:50.073 | 22                   | 19.668   | 1:50.051 | 22                   | 21.020   | 1:50.457 | 22                   | 23.362   | 1:50.352 | 22                    | 26.212   | 1:50.469 |
| 21                   | 24.258 | 1:51.314 | 19                   | 29.922   | 1:51.560 | 19                   | 33.570   | 1:52.753 | 19                   | 37.404   | 1:51.844 | 21                    | 40.288   | 1:50.449 |
| 19                   | 24.808 | 1:51.403 | 21                   | 30.011   | 1:52.199 | 21                   | 33.800   | 1:52.894 | 21                   | 37.458   | 1:51.668 | 19                    | 40.737   | 1:50.952 |
| 33                   | 31.170 | 1:52.486 | 33                   | 37.324   | 1:52.600 | 12                   | 2 Laps   | 2:29.518 | 33                   | 47.384   | 1:53.820 | 33                    | 53.521   | 1:53.756 |
| 60                   | 38.400 | 1:52.753 | 60                   | 44.767   | 1:52.813 | 33                   | 41.574   | 1:53.355 | 60                   | 52.671   | 1:52.527 | 60                    | 58.304   | 1:53.252 |
| 16                   | 52.444 | 1:52.967 | 16                   | 59.896   | 1:53.898 | 60                   | 48.154   | 1:52.492 | 16                   | 1:10.970 | 1:54.709 | 16                    | 1:17.882 | 1:54.531 |
| 36                   | 55.965 | 1:54.381 | 36                   | 1:03.768 | 1:54.249 | 16                   | 1:04.271 | 1:53.480 | 12                   | 2 Laps   | 2:27.282 | 36                    | 1:23.193 | 1:54.136 |
| 32                   | 57.247 | 1:54.900 | 32                   | 1:06.089 | 1:55.288 | 36                   | 1:09.882 | 1:55.219 | 36                   | 1:16.676 | 1:54.804 | 32                    | 1:27.972 | 1:55.190 |
| 12                   | 1 Lap  | 2:27.261 |                      |          |          | 32                   | 1:12.517 | 1:55.533 | 32                   | 1:20.401 | 1:55.894 |                       |          |          |

# Legends of Brands Hatch Superprix

## HGPCA Pre '61

### RACE 9 - LAP CHART

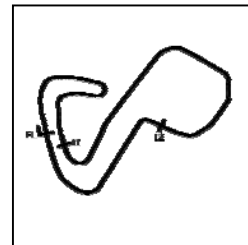
| LAP 11 @ 11:50:31.138 |          |          | LAP 12 @ 11:52:19.950 |          |          |
|-----------------------|----------|----------|-----------------------|----------|----------|
| NO                    | BEHIND   | LAP TIME | NO                    | BEHIND   | LAP TIME |
| 2                     |          | 1:46.457 | 2                     |          | 1:48.812 |
| 38                    | 2.162    | 1:48.122 | 38                    | 1.909    | 1:48.559 |
| 12                    | 3 Laps   | 2:29.542 | 22                    | 33.595   | 1:51.796 |
| 22                    | 30.611   | 1:50.856 | 21                    | 47.224   | 1:51.640 |
| 21                    | 44.396   | 1:50.565 | 19                    | 47.923   | 1:51.872 |
| 19                    | 44.863   | 1:50.583 | 12                    | 3 Laps   | 2:29.346 |
| 33                    | 1:01.127 | 1:54.063 | 33                    | 1:05.787 | 1:53.472 |
| 60                    | 1:04.457 | 1:52.610 | 60                    | 1:07.591 | 1:51.946 |
| 16                    | 1:26.692 | 1:55.267 | 16                    | 1:34.105 | 1:56.225 |
| 36                    | 1:30.650 | 1:53.914 | 36                    | 1:35.689 | 1:53.851 |
| 32                    | 1:37.345 | 1:55.830 | 32                    | 1:45.288 | 1:56.755 |



# Legends of Brands Hatch Superprix

HGPCA Pre '61

## RACE 9 - SECTOR ANALYSIS



SECTOR 1 = FL to I1, SECTOR 2 = I1 to I2, SECTOR 3 = I2 to FL, DIFF = Difference To Personal Best Lap, P = Crossed Finish Line in Pit Lane, D = Time Disallowed

| P1 2 8 Rod JOLLEY         |               | Lister Jaguar            |               |             |                    |              |                     |              |       |                     |
|---------------------------|---------------|--------------------------|---------------|-------------|--------------------|--------------|---------------------|--------------|-------|---------------------|
| IDEAL LAP TIME : 1:46.230 |               | BEST LAP TIME : 1:46.446 |               |             | DIFFERENCE : 0.216 |              |                     |              |       |                     |
| LAP                       | SECTOR 1      |                          | SECTOR 2      |             | SECTOR 3           |              | LAP TIME            | MPH          | DIFF  | TIME OF DAY         |
| 1 -                       |               | 84.4                     | 49.211        | 71.7        | 25.456             | 124.7        | 1:55.957            | 75.54        | 9.511 | 11:32:36.362        |
| 2 -                       | 34.619        | 92.4                     | 48.350        | 73.1        | 25.287             | <b>126.6</b> | 1:48.256            | 80.91        | 1.810 | 11:34:24.618        |
| 3 -                       | <b>33.827</b> | 93.0                     | 48.002        | 70.1        | 25.170             | 124.9        | 1:46.999            | 81.86        | 0.553 | 11:36:11.617        |
| 4 -                       | 34.057        | 84.3                     | 47.807        | <b>79.5</b> | 25.423             | 125.6        | 1:47.287            | 81.64        | 0.841 | 11:37:58.904        |
| 5 -                       | 34.057        | 89.2                     | 47.476        | 77.3        | 25.452             | 125.2        | 1:46.985 <b>(3)</b> | 81.87        | 0.539 | 11:39:45.889        |
| 6 -                       | 34.650        | 87.9                     | 47.630        | 77.9        | 25.332             | 124.5        | 1:47.612            | 81.40        | 1.166 | 11:41:33.501        |
| 7 -                       | 33.995        | <b>93.4</b>              | 47.401        | 77.9        | <b>25.050</b>      | 125.4        | <b>1:46.446 (1)</b> | <b>82.29</b> |       | <b>11:43:19.947</b> |
| 8 -                       | 35.221        | 83.0                     | 48.711        | 68.1        | 25.532             | 126.3        | 1:49.464            | 80.02        | 3.018 | 11:45:09.411        |
| 9 -                       | 34.571        | 88.7                     | 47.896        | 77.1        | 25.184             | 126.1        | 1:47.651            | 81.37        | 1.205 | 11:46:57.062        |
| 10 -                      | 34.036        | 90.1                     | 48.468        | 77.5        | 25.115             | 125.4        | 1:47.619            | 81.39        | 1.173 | 11:48:44.681        |
| 11 -                      | 34.034        | 90.9                     | <b>47.353</b> | 75.0        | 25.070             | 125.2        | 1:46.457 <b>(2)</b> | 82.28        | 0.011 | 11:50:31.138        |
| 12 -                      | 34.155        | 87.1                     | 48.980        | 65.6        | 25.677             | 121.3        | 1:48.812            | 80.50        | 2.366 | 11:52:19.950        |

| P2 38 7a Richard WILSON   |               | Ferrari Dino BR01        |               |             |                    |              |                     |              |        |                     |
|---------------------------|---------------|--------------------------|---------------|-------------|--------------------|--------------|---------------------|--------------|--------|---------------------|
| IDEAL LAP TIME : 1:46.037 |               | BEST LAP TIME : 1:46.216 |               |             | DIFFERENCE : 0.179 |              |                     |              |        |                     |
| LAP                       | SECTOR 1      |                          | SECTOR 2      |             | SECTOR 3           |              | LAP TIME            | MPH          | DIFF   | TIME OF DAY         |
| 1 -                       |               | 80.5                     | 49.451        | 75.2        | 25.392             | 117.9        | 1:56.602            | 75.12        | 10.386 | 11:32:37.007        |
| 2 -                       | 34.643        | 89.7                     | 48.401        | 73.2        | 25.118             | <b>121.7</b> | 1:48.162            | 80.98        | 1.946  | 11:34:25.169        |
| 3 -                       | 34.142        | 88.7                     | 47.817        | 76.0        | 25.117             | 120.9        | 1:47.076            | 81.80        | 0.860  | 11:36:12.245        |
| 4 -                       | 33.879        | 89.2                     | 49.611        | 78.2        | 25.244             | 119.4        | 1:48.734            | 80.56        | 2.518  | 11:38:00.979        |
| 5 -                       | 33.861        | 90.8                     | <b>47.551</b> | 79.0        | <b>24.804</b>      | 119.1        | <b>1:46.216 (1)</b> | <b>82.47</b> |        | <b>11:39:47.195</b> |
| 6 -                       | <b>33.682</b> | 91.8                     | 47.607        | 77.8        | 25.181             | 118.1        | 1:46.470 <b>(2)</b> | 82.27        | 0.254  | 11:41:33.665        |
| 7 -                       | 34.079        | <b>92.9</b>              | 47.651        | <b>79.6</b> | 24.870             | 120.2        | 1:46.600 <b>(3)</b> | 82.17        | 0.384  | 11:43:20.265        |
| 8 -                       | 34.415        | 87.8                     | 48.834        | 71.0        | 25.538             | 114.1        | 1:48.787            | 80.52        | 2.571  | 11:45:09.052        |
| 9 -                       | 34.229        | 90.9                     | 48.965        | 75.9        | 25.317             | 112.7        | 1:48.511            | 80.72        | 2.295  | 11:46:57.563        |
| 10 -                      | 33.869        | 92.5                     | 48.320        | 77.8        | 25.426             | 116.5        | 1:47.615            | 81.39        | 1.399  | 11:48:45.178        |
| 11 -                      | 33.912        | 91.0                     | 48.184        | 67.6        | 26.026             | 107.2        | 1:48.122            | 81.01        | 1.906  | 11:50:33.300        |
| 12 -                      | 34.464        | 88.8                     | 48.623        | 77.4        | 25.472             | 101.3        | 1:48.559            | 80.69        | 2.343  | 11:52:21.859        |

| P3 22 6 Steve HART        |               | Maserati 250F CM7        |               |             |                    |              |                     |              |       |                     |
|---------------------------|---------------|--------------------------|---------------|-------------|--------------------|--------------|---------------------|--------------|-------|---------------------|
| IDEAL LAP TIME : 1:49.181 |               | BEST LAP TIME : 1:49.567 |               |             | DIFFERENCE : 0.386 |              |                     |              |       |                     |
| LAP                       | SECTOR 1      |                          | SECTOR 2      |             | SECTOR 3           |              | LAP TIME            | MPH          | DIFF  | TIME OF DAY         |
| 1 -                       |               | 79.3                     | 49.647        | 70.5        | 25.737             | 120.0        | 1:58.029            | 74.21        | 8.462 | 11:32:38.434        |
| 2 -                       | 35.286        | 85.1                     | <b>48.891</b> | 68.7        | <b>25.688</b>      | <b>121.3</b> | 1:49.865 <b>(2)</b> | 79.73        | 0.298 | 11:34:28.299        |
| 3 -                       | <b>34.602</b> | 88.5                     | 49.006        | 71.8        | 25.959             | 117.7        | <b>1:49.567 (1)</b> | <b>79.94</b> |       | <b>11:36:17.866</b> |
| 4 -                       | 35.172        | 89.4                     | 49.351        | 71.3        | 26.246             | 118.3        | 1:50.769            | 79.08        | 1.202 | 11:38:08.635        |
| 5 -                       | 35.211        | 89.4                     | 49.609        | 72.1        | 26.036             | 118.3        | 1:50.856            | 79.02        | 1.289 | 11:39:59.491        |
| 6 -                       | 35.044        | 90.9                     | 49.083        | 70.8        | 25.946             | 118.9        | 1:50.073            | 79.58        | 0.506 | 11:41:49.564        |
| 7 -                       | 34.960        | 89.8                     | 49.098        | 72.2        | 25.993             | 117.9        | 1:50.051 <b>(3)</b> | 79.59        | 0.484 | 11:43:39.615        |
| 8 -                       | 34.796        | 87.1                     | 49.563        | 72.7        | 26.098             | 118.5        | 1:50.457            | 79.30        | 0.890 | 11:45:30.072        |
| 9 -                       | 35.273        | 89.8                     | 49.073        | 69.1        | 26.006             | 118.3        | 1:50.352            | 79.38        | 0.785 | 11:47:20.424        |
| 10 -                      | 35.362        | <b>91.6</b>              | 49.045        | <b>73.1</b> | 26.062             | 117.3        | 1:50.469            | 79.29        | 0.902 | 11:49:10.893        |
| 11 -                      | 35.789        | 87.9                     | 49.058        | 72.7        | 26.009             | 117.5        | 1:50.856            | 79.02        | 1.289 | 11:51:01.749        |
| 12 -                      | 35.394        | 88.3                     | 49.942        | 68.9        | 26.460             | 104.8        | 1:51.796            | 78.35        | 2.229 | 11:52:53.545        |

| P4 21 5 Ian NUTHALL       |          | Alfa F2                  |          |             |                    |              |                     |       |       |              |
|---------------------------|----------|--------------------------|----------|-------------|--------------------|--------------|---------------------|-------|-------|--------------|
| IDEAL LAP TIME : 1:50.052 |          | BEST LAP TIME : 1:50.449 |          |             | DIFFERENCE : 0.397 |              |                     |       |       |              |
| LAP                       | SECTOR 1 |                          | SECTOR 2 |             | SECTOR 3           |              | LAP TIME            | MPH   | DIFF  | TIME OF DAY  |
| 1 -                       |          | 80.8                     | 50.453   | 74.4        | 26.634             | 111.2        | 2:00.364            | 72.77 | 9.915 | 11:32:40.769 |
| 2 -                       | 35.133   | 86.2                     | 49.599   | 79.2        | 26.784             | 111.4        | 1:51.516            | 78.55 | 1.067 | 11:34:32.285 |
| 3 -                       | 35.107   | 86.2                     | 49.497   | 73.0        | 26.501             | 111.6        | 1:51.105 <b>(3)</b> | 78.84 | 0.656 | 11:36:23.390 |
| 4 -                       | 35.053   | <b>87.6</b>              | 49.666   | 78.3        | 26.726             | 111.1        | 1:51.445            | 78.60 | 0.996 | 11:38:14.835 |
| 5 -                       | 35.041   | 85.7                     | 49.903   | 75.5        | 26.666             | 111.4        | 1:51.610            | 78.48 | 1.161 | 11:40:06.445 |
| 6 -                       | 35.133   | 84.0                     | 49.842   | 76.3        | <b>26.339</b>      | 111.2        | 1:51.314            | 78.69 | 0.865 | 11:41:57.759 |
| 7 -                       | 35.013   | 84.5                     | 50.784   | 78.1        | <b>26.402</b>      | <b>112.0</b> | 1:52.199            | 78.07 | 1.750 | 11:43:49.958 |
| 8 -                       | 35.217   | 85.9                     | 51.000   | 77.1        | 26.677             | 109.4        | 1:52.894            | 77.59 | 2.445 | 11:45:42.852 |
| 9 -                       | 35.293   | 82.8                     | 49.931   | <b>79.4</b> | 26.444             | 111.1        | 1:51.668            | 78.44 | 1.219 | 11:47:34.520 |

Weather / Track : Sunny / Dry

Brands Hatch GP

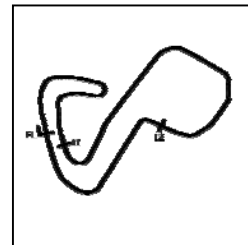
Circuit Length = 2.4332 miles

Start: 11:30 Flag 11:52 End: 11:54

# Legends of Brands Hatch Superprix

## HGPCA Pre '61

### RACE 9 - SECTOR ANALYSIS



SECTOR 1 = FL to I1, SECTOR 2 = I1 to I2, SECTOR 3 = I2 to FL, DIFF = Difference To Personal Best Lap, P = Crossed Finish Line in Pit Lane, D = Time Disallowed

|      |               |      |               |      |        |       |                     |              |       |                     |
|------|---------------|------|---------------|------|--------|-------|---------------------|--------------|-------|---------------------|
| 10 - | 34.877        | 87.0 | <b>49.020</b> | 78.4 | 26.552 | 110.9 | <b>1:50.449 (1)</b> | <b>79.31</b> |       | <b>11:49:24.969</b> |
| 11 - | <b>34.693</b> | 82.7 | 49.460        | 77.5 | 26.412 | 111.6 | 1:50.565 (2)        | 79.22        | 0.116 | 11:51:15.534        |
| 12 - | 35.048        | 85.0 | 49.637        | 78.7 | 26.955 | 109.8 | 1:51.640            | 78.46        | 1.191 | 11:53:07.174        |

| P5 19 5                   |               | Paul GRANT               |               | Cooper Bristol Mk2 |               |              |                     |              |        |                     |
|---------------------------|---------------|--------------------------|---------------|--------------------|---------------|--------------|---------------------|--------------|--------|---------------------|
| IDEAL LAP TIME : 1:50.245 |               | BEST LAP TIME : 1:50.583 |               | DIFFERENCE : 0.338 |               |              |                     |              |        |                     |
| LAP                       | SECTOR 1      |                          | SECTOR 2      |                    | SECTOR 3      |              | LAP TIME            | MPH          | DIFF   | TIME OF DAY         |
| 1 -                       | 79.8          |                          | 50.424        |                    | 74.6          |              | 2:01.102            | 72.33        | 10.519 | 11:32:41.507        |
| 2 -                       | 34.867        | 81.1                     | 50.384        | 77.2               | 26.690        | 104.8        | 1:51.941            | 78.25        | 1.358  | 11:34:33.448        |
| 3 -                       | 34.549        | 84.8                     | 49.795        | 74.8               | 26.816        | 104.6        | 1:51.160            | 78.80        | 0.577  | 11:36:24.608        |
| 4 -                       | 34.565        | 84.4                     | 49.563        | 76.6               | 26.662        | 105.8        | 1:50.790 (2)        | 79.06        | 0.207  | 11:38:15.398        |
| 5 -                       | 34.635        | 84.3                     | 50.122        | 74.0               | 26.751        | 106.5        | 1:51.508            | 78.55        | 0.925  | 11:40:06.906        |
| 6 -                       | 34.876        | 80.4                     | 50.084        | 75.4               | 26.443        | 107.0        | 1:51.403            | 78.63        | 0.820  | 11:41:58.309        |
| 7 -                       | <b>34.483</b> | 84.0                     | 50.414        | 76.7               | 26.663        | 106.1        | 1:51.560            | 78.52        | 0.977  | 11:43:49.869        |
| 8 -                       | 34.956        | 84.0                     | 50.998        | 74.8               | 26.799        | 105.3        | 1:52.753            | 77.69        | 2.170  | 11:45:42.622        |
| 9 -                       | 35.240        | 82.6                     | 49.838        | 75.5               | 26.766        | 106.5        | 1:51.844            | 78.32        | 1.261  | 11:47:34.466        |
| 10 -                      | 35.041        | 84.9                     | 49.610        | <b>80.8</b>        | <b>26.301</b> | <b>108.7</b> | 1:50.952 (3)        | 78.95        | 0.369  | 11:49:25.418        |
| 11 -                      | 34.488        | 85.3                     | <b>49.461</b> | 77.8               | 26.634        | 107.2        | <b>1:50.583 (1)</b> | <b>79.21</b> |        | <b>11:51:16.001</b> |
| 12 -                      | 34.739        | <b>85.9</b>              | 49.697        | 78.3               | 27.436        | 101.2        | 1:51.872            | 78.30        | 1.289  | 11:53:07.873        |

| P6 33 5                   |               | Chris PHILLIPS           |               | Cooper Bristol Mk2 |               |              |                     |              |        |                     |
|---------------------------|---------------|--------------------------|---------------|--------------------|---------------|--------------|---------------------|--------------|--------|---------------------|
| IDEAL LAP TIME : 1:51.985 |               | BEST LAP TIME : 1:52.154 |               | DIFFERENCE : 0.169 |               |              |                     |              |        |                     |
| LAP                       | SECTOR 1      |                          | SECTOR 2      |                    | SECTOR 3      |              | LAP TIME            | MPH          | DIFF   | TIME OF DAY         |
| 1 -                       | 81.0          |                          | 50.954        |                    | 76.0          |              | 2:02.328            | 71.60        | 10.174 | 11:32:42.733        |
| 2 -                       | 35.174        | 83.9                     | 50.343        | 75.1               | 26.813        | <b>110.1</b> | 1:52.330 (3)        | 77.98        | 0.176  | 11:34:35.063        |
| 3 -                       | <b>35.130</b> | 86.3                     | <b>50.191</b> | 75.4               | 26.833        | 110.0        | <b>1:52.154 (1)</b> | <b>78.10</b> |        | <b>11:36:27.217</b> |
| 4 -                       | 35.287        | 86.3                     | 50.230        | <b>76.3</b>        | 26.703        | 109.4        | 1:52.220 (2)        | 78.05        | 0.066  | 11:38:19.437        |
| 5 -                       | 35.727        | 86.2                     | 50.357        | 76.0               | <b>26.664</b> | 109.2        | 1:52.748            | 77.69        | 0.594  | 11:40:12.185        |
| 6 -                       | 35.285        | 83.1                     | 50.495        | 75.2               | 26.706        | 109.1        | 1:52.486            | 77.87        | 0.332  | 11:42:04.671        |
| 7 -                       | 35.636        | 86.2                     | 50.225        | 74.5               | 26.739        | 109.4        | 1:52.600            | 77.79        | 0.446  | 11:43:57.271        |
| 8 -                       | 35.703        | 85.8                     | 50.784        | 73.0               | 26.868        | 108.9        | 1:53.355            | 77.27        | 1.201  | 11:45:50.626        |
| 9 -                       | 36.440        | 84.7                     | 50.495        | 73.9               | 26.885        | 109.1        | 1:53.820            | 76.96        | 1.666  | 11:47:44.446        |
| 10 -                      | 36.093        | <b>87.0</b>              | 50.737        | 72.3               | 26.926        | 108.7        | 1:53.756            | 77.00        | 1.602  | 11:49:38.202        |
| 11 -                      | 36.496        | 85.1                     | 50.617        | 75.4               | 26.950        | 108.4        | 1:54.063            | 76.79        | 1.909  | 11:51:32.265        |
| 12 -                      | 35.993        | 83.6                     | 50.434        | 74.3               | 27.045        | 103.7        | 1:53.472            | 77.19        | 1.318  | 11:53:25.737        |

| P7 60 7c                  |               | Elliott HANN             |               | Cooper T41         |               |              |                     |              |        |                     |
|---------------------------|---------------|--------------------------|---------------|--------------------|---------------|--------------|---------------------|--------------|--------|---------------------|
| IDEAL LAP TIME : 1:51.856 |               | BEST LAP TIME : 1:51.946 |               | DIFFERENCE : 0.090 |               |              |                     |              |        |                     |
| LAP                       | SECTOR 1      |                          | SECTOR 2      |                    | SECTOR 3      |              | LAP TIME            | MPH          | DIFF   | TIME OF DAY         |
| 1 -                       | 80.1          |                          | 52.027        |                    | 79.0          |              | 2:03.848            | 70.73        | 11.902 | 11:32:44.253        |
| 2 -                       | 35.290        | 87.2                     | 51.136        | 79.2               | 26.656        | 108.7        | 1:53.082            | 77.46        | 1.136  | 11:34:37.335        |
| 3 -                       | 35.395        | <b>89.4</b>              | 50.970        | 76.2               | 26.781        | 108.9        | 1:53.146            | 77.42        | 1.200  | 11:36:30.481        |
| 4 -                       | 35.241        | 89.3                     | 51.326        | 74.4               | 26.954        | 109.8        | 1:53.521            | 77.16        | 1.575  | 11:38:24.002        |
| 5 -                       | 35.897        | 85.2                     | 52.126        | 73.7               | 27.123        | 108.2        | 1:55.146            | 76.07        | 3.200  | 11:40:19.148        |
| 6 -                       | 35.206        | 87.0                     | 50.881        | 77.4               | 26.666        | 109.4        | 1:52.753            | 77.69        | 0.807  | 11:42:11.901        |
| 7 -                       | 35.445        | 87.3                     | 50.683        | 77.9               | 26.685        | 109.1        | 1:52.813            | 77.64        | 0.867  | 11:44:04.714        |
| 8 -                       | 35.042        | 88.5                     | 50.730        | 76.5               | 26.720        | 109.1        | 1:52.492 (2)        | 77.87        | 0.546  | 11:45:57.206        |
| 9 -                       | <b>35.031</b> | 88.8                     | 50.806        | <b>79.8</b>        | 26.690        | 109.6        | 1:52.527 (3)        | 77.84        | 0.581  | 11:47:49.733        |
| 10 -                      | 35.392        | 86.1                     | 51.033        | 77.8               | 26.827        | 108.7        | 1:53.252            | 77.34        | 1.306  | 11:49:42.985        |
| 11 -                      | 35.199        | 87.6                     | 50.817        | 75.9               | 26.594        | 109.2        | 1:52.610            | 77.78        | 0.664  | 11:51:35.595        |
| 12 -                      | 35.121        | 88.6                     | <b>50.297</b> | 79.2               | <b>26.528</b> | <b>110.0</b> | <b>1:51.946 (1)</b> | <b>78.25</b> |        | <b>11:53:27.541</b> |

| P8 16 7a                  |               | Charles MCCABE           |          | BRM P25            |          |       |          |       |        |              |
|---------------------------|---------------|--------------------------|----------|--------------------|----------|-------|----------|-------|--------|--------------|
| IDEAL LAP TIME : 1:52.747 |               | BEST LAP TIME : 1:52.967 |          | DIFFERENCE : 0.220 |          |       |          |       |        |              |
| LAP                       | SECTOR 1      |                          | SECTOR 2 |                    | SECTOR 3 |       | LAP TIME | MPH   | DIFF   | TIME OF DAY  |
| 1 -                       | 73.1          |                          | 53.281   |                    | 69.9     |       | 2:07.208 | 68.86 | 14.241 | 11:32:47.613 |
| 2 -                       | 37.078        | 80.9                     | 54.174   | 68.5               | 27.739   | 112.0 | 1:58.991 | 73.61 | 6.024  | 11:34:46.604 |
| 3 -                       | 36.425        | 79.6                     | 52.283   | 69.2               | 26.626   | 109.2 | 1:55.334 | 75.95 | 2.367  | 11:36:41.938 |
| 4 -                       | 36.797        | 77.9                     | 51.596   | 72.7               | 26.087   | 116.1 | 1:54.480 | 76.51 | 1.513  | 11:38:36.418 |
| 5 -                       | <b>35.962</b> | 81.5                     | 53.902   | 66.9               | 26.696   | 118.1 | 1:56.560 | 75.15 | 3.593  | 11:40:32.978 |

Weather / Track : Sunny / Dry

Brands Hatch GP

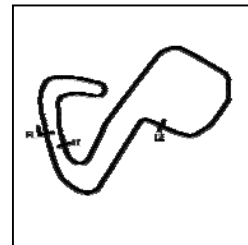
Circuit Length = 2.4332 miles

Start: 11:30 Flag 11:52 End: 11:54

# Legends of Brands Hatch Superprix

## HGPCA Pre '61

### RACE 9 - SECTOR ANALYSIS



SECTOR 1 = FL to I1, SECTOR 2 = I1 to I2, SECTOR 3 = I2 to FL, DIFF = Difference To Personal Best Lap, P = Crossed Finish Line in Pit Lane, D = Time Disallowed

|      |        |             |               |             |               |              |                     |              |       |                     |
|------|--------|-------------|---------------|-------------|---------------|--------------|---------------------|--------------|-------|---------------------|
| 6 -  | 36.182 | 85.8        | <b>50.764</b> | 75.0        | <b>26.021</b> | <b>119.8</b> | <b>1:52.967 (1)</b> | <b>77.54</b> |       | <b>11:42:25.945</b> |
| 7 -  | 36.195 | 85.8        | 51.620        | 71.3        | 26.083        | 117.7        | 1:53.898 (3)        | 76.90        | 0.931 | 11:44:19.843        |
| 8 -  | 36.392 | 82.1        | 51.049        | <b>75.8</b> | 26.039        | 119.6        | 1:53.480 (2)        | 77.19        | 0.513 | 11:46:13.323        |
| 9 -  | 36.165 | <b>86.3</b> | 51.662        | 71.0        | 26.882        | 117.5        | 1:54.709            | 76.36        | 1.742 | 11:48:08.032        |
| 10 - | 36.851 | 78.7        | 51.376        | 70.1        | 26.304        | 117.5        | 1:54.531            | 76.48        | 1.564 | 11:50:02.563        |
| 11 - | 37.003 | 84.3        | 51.785        | 70.8        | 26.479        | 112.2        | 1:55.267            | 75.99        | 2.300 | 11:51:57.830        |
| 12 - | 37.411 | 82.2        | 52.460        | 74.3        | 26.354        | 110.5        | 1:56.225            | 75.36        | 3.258 | 11:53:54.055        |

| P9 36 5 Erik STAES        |               |             | Cooper Bristol Mk2       |             |               |                    |                     |              |        |                     |
|---------------------------|---------------|-------------|--------------------------|-------------|---------------|--------------------|---------------------|--------------|--------|---------------------|
| IDEAL LAP TIME : 1:53.595 |               |             | BEST LAP TIME : 1:53.851 |             |               | DIFFERENCE : 0.256 |                     |              |        |                     |
| LAP                       | SECTOR 1      |             | SECTOR 2                 |             | SECTOR 3      |                    | LAP TIME            | MPH          | DIFF   | TIME OF DAY         |
| 1 -                       |               | 78.9        | 52.832                   | 68.1        | 27.612        | 105.0              | 2:06.745            | 69.11        | 12.894 | 11:32:47.150        |
| 2 -                       | 36.558        | 78.2        | 52.475                   | 66.8        | 27.837        | 107.7              | 1:56.870            | 74.95        | 3.019  | 11:34:44.020        |
| 3 -                       | 36.760        | 73.9        | 53.304                   | 67.2        | 27.604        | 106.3              | 1:57.668            | 74.44        | 3.817  | 11:36:41.688        |
| 4 -                       | 36.564        | 79.5        | 53.093                   | 68.7        | 27.315        | 107.8              | 1:56.972            | 74.88        | 3.121  | 11:38:38.660        |
| 5 -                       | 36.520        | 79.7        | 52.826                   | 70.2        | 27.079        | 108.2              | 1:56.425            | 75.24        | 2.574  | 11:40:35.085        |
| 6 -                       | 35.864        | 81.2        | 51.514                   | 72.0        | 27.003        | 108.4              | 1:54.381            | 76.58        | 0.530  | 11:42:29.466        |
| 7 -                       | <b>35.701</b> | 78.9        | 51.627                   | 72.1        | <b>26.921</b> | 108.4              | 1:54.249            | 76.67        | 0.398  | 11:44:23.715        |
| 8 -                       | 36.101        | 78.6        | 51.870                   | 68.9        | 27.248        | 108.2              | 1:55.219            | 76.02        | 1.368  | 11:46:18.934        |
| 9 -                       | 36.080        | 78.3        | 51.434                   | 71.0        | 27.290        | 108.2              | 1:54.804            | 76.30        | 0.953  | 11:48:13.738        |
| 10 -                      | 35.721        | <b>81.3</b> | 51.150                   | 70.6        | 27.265        | 107.7              | 1:54.136 (3)        | 76.74        | 0.285  | 11:50:07.874        |
| 11 -                      | 35.732        | 80.3        | 51.019                   | <b>72.4</b> | 27.163        | 108.5              | 1:53.914 (2)        | 76.89        | 0.063  | 11:52:01.788        |
| 12 -                      | 35.743        | 78.3        | <b>50.973</b>            | 71.0        | 27.135        | <b>109.4</b>       | <b>1:53.851 (1)</b> | <b>76.94</b> |        | <b>11:53:55.639</b> |

| P10 32 5 Guy PLANTE       |               |             | Cooper Bristol           |             |               |                    |                     |              |        |                     |
|---------------------------|---------------|-------------|--------------------------|-------------|---------------|--------------------|---------------------|--------------|--------|---------------------|
| IDEAL LAP TIME : 1:54.359 |               |             | BEST LAP TIME : 1:54.900 |             |               | DIFFERENCE : 0.541 |                     |              |        |                     |
| LAP                       | SECTOR 1      |             | SECTOR 2                 |             | SECTOR 3      |                    | LAP TIME            | MPH          | DIFF   | TIME OF DAY         |
| 1 -                       |               | 82.6        | 53.025                   | 74.8        | 27.504        | 103.5              | 2:06.063            | 69.48        | 11.163 | 11:32:46.468        |
| 2 -                       | 36.969        | 82.6        | 54.727                   | 73.4        | 28.573        | 103.4              | 2:00.269            | 72.83        | 5.369  | 11:34:46.737        |
| 3 -                       | 37.303        | 81.3        | 52.617                   | 74.6        | 27.555        | 104.3              | 1:57.475            | 74.56        | 2.575  | 11:36:44.212        |
| 4 -                       | 36.063        | 82.9        | 52.017                   | <b>77.8</b> | 27.587        | 104.3              | 1:55.667            | 75.73        | 0.767  | 11:38:39.879        |
| 5 -                       | 35.994        | 83.5        | 52.681                   | 74.3        | 27.294        | <b>106.5</b>       | 1:55.969            | 75.53        | 1.069  | 11:40:35.848        |
| 6 -                       | <b>35.410</b> | <b>84.7</b> | 52.338                   | 74.9        | <b>27.152</b> | 106.0              | <b>1:54.900 (1)</b> | <b>76.23</b> |        | <b>11:42:30.748</b> |
| 7 -                       | 36.160        | 84.0        | <b>51.797</b>            | 75.5        | 27.331        | 104.6              | 1:55.288 (3)        | 75.98        | 0.388  | 11:44:26.036        |
| 8 -                       | 35.749        | 82.3        | 52.054                   | 73.3        | 27.730        | 105.0              | 1:55.533            | 75.82        | 0.633  | 11:46:21.569        |
| 9 -                       | 36.421        | 83.2        | 51.950                   | 73.3        | 27.523        | 105.1              | 1:55.894            | 75.58        | 0.994  | 11:48:17.463        |
| 10 -                      | 35.587        | 84.0        | 52.081                   | 75.5        | 27.522        | 104.0              | 1:55.190 (2)        | 76.04        | 0.290  | 11:50:12.653        |
| 11 -                      | 36.116        | 84.2        | 51.845                   | 74.5        | 27.869        | 103.4              | 1:55.830            | 75.62        | 0.930  | 11:52:08.483        |
| 12 -                      | 36.250        | 80.6        | 52.540                   | 75.2        | 27.965        | 104.2              | 1:56.755            | 75.02        | 1.855  | 11:54:05.238        |

| P11 12 1 John GILLET      |               |             | MG K3                    |             |               |                    |                     |              |        |                     |
|---------------------------|---------------|-------------|--------------------------|-------------|---------------|--------------------|---------------------|--------------|--------|---------------------|
| IDEAL LAP TIME : 2:26.343 |               |             | BEST LAP TIME : 2:27.261 |             |               | DIFFERENCE : 0.918 |                     |              |        |                     |
| LAP                       | SECTOR 1      |             | SECTOR 2                 |             | SECTOR 3      |                    | LAP TIME            | MPH          | DIFF   | TIME OF DAY         |
| 1 -                       |               | 67.3        | 1:10.134                 | 50.6        | 34.897        | 82.4               | 2:39.094            | 55.06        | 11.833 | 11:33:19.499        |
| 2 -                       | 45.276        | 66.9        | 1:09.557                 | 51.2        | 35.148        | <b>87.6</b>        | 2:29.981            | 58.40        | 2.720  | 11:35:49.480        |
| 3 -                       | 44.485        | 64.5        | 1:08.550                 | 52.5        | 35.779        | 83.8               | 2:28.814 (3)        | 58.86        | 1.553  | 11:38:18.294        |
| 4 -                       | 46.420        | 66.3        | 1:09.897                 | 51.5        | <b>34.446</b> | 85.9               | 2:30.763            | 58.10        | 3.502  | 11:40:49.057        |
| 5 -                       | 44.550        | 65.6        | <b>1:07.630</b>          | 53.7        | 35.081        | 82.9               | <b>2:27.261 (1)</b> | <b>59.48</b> |        | <b>11:43:16.318</b> |
| 6 -                       | 44.905        | 62.9        | 1:09.012                 | <b>55.6</b> | 35.601        | 82.3               | 2:29.518            | 58.58        | 2.257  | 11:45:45.836        |
| 7 -                       | <b>44.267</b> | <b>68.2</b> | 1:07.828                 | 53.6        | 35.187        | 84.8               | 2:27.282 (2)        | 59.47        | 0.021  | 11:48:13.118        |
| 8 -                       | 45.519        | 66.9        | 1:08.140                 | 51.3        | 35.883        | 82.9               | 2:29.542            | 58.57        | 2.281  | 11:50:42.660        |
| 9 -                       | 45.059        | 61.8        | 1:08.020                 | <b>55.6</b> | 36.267        | 83.6               | 2:29.346            | 58.65        | 2.085  | 11:53:12.006        |

# Legends of Brands Hatch Superprix

HGPCA Pre '61

## RACE 9 - BEST SECTORS

| SECTOR 1 |    |          |        | SECTOR 2 |          |          |    | SECTOR 3 |        |     |    | IDEAL / BEST COMPARISON |          |          |       |
|----------|----|----------|--------|----------|----------|----------|----|----------|--------|-----|----|-------------------------|----------|----------|-------|
| POS      | NO | NAME     | TIME   | NO       | NAME     | TIME     | NO | NAME     | TIME   | POS | NO | NAME                    | IDEAL    | BEST     | DIFF  |
|          |    |          |        |          |          |          |    |          |        |     |    |                         |          |          |       |
| 1        | 38 | WILSON   | 33.682 | 2        | JOLLEY   | 47.353   | 38 | WILSON   | 24.804 | 1   | 38 | WILSON                  | 1:46.037 | 1:46.216 | 0.179 |
| 2        | 2  | JOLLEY   | 33.827 | 38       | WILSON   | 47.551   | 2  | JOLLEY   | 25.050 | 2   | 2  | JOLLEY                  | 1:46.230 | 1:46.446 | 0.216 |
| 3        | 19 | GRANT    | 34.483 | 22       | HART     | 48.891   | 22 | HART     | 25.688 | 3   | 22 | HART                    | 1:49.181 | 1:49.567 | 0.386 |
| 4        | 22 | HART     | 34.602 | 21       | NUTHALL  | 49.020   | 16 | MCCABE   | 26.021 | 4   | 21 | NUTHALL                 | 1:50.052 | 1:50.449 | 0.397 |
| 5        | 21 | NUTHALL  | 34.693 | 19       | GRANT    | 49.461   | 19 | GRANT    | 26.301 | 5   | 19 | GRANT                   | 1:50.245 | 1:50.583 | 0.338 |
| 6        | 60 | HANN     | 35.031 | 33       | PHILLIPS | 50.191   | 21 | NUTHALL  | 26.339 | 6   | 60 | HANN                    | 1:51.856 | 1:51.946 | 0.090 |
| 7        | 33 | PHILLIPS | 35.130 | 60       | HANN     | 50.297   | 60 | HANN     | 26.528 | 7   | 33 | PHILLIPS                | 1:51.985 | 1:52.154 | 0.169 |
| 8        | 32 | PLANTE   | 35.410 | 16       | MCCABE   | 50.764   | 33 | PHILLIPS | 26.664 | 8   | 16 | MCCABE                  | 1:52.747 | 1:52.967 | 0.220 |
| 9        | 36 | STAES    | 35.701 | 36       | STAES    | 50.973   | 36 | STAES    | 26.921 | 9   | 36 | STAES                   | 1:53.595 | 1:53.851 | 0.256 |
| 10       | 16 | MCCABE   | 35.962 | 32       | PLANTE   | 51.797   | 32 | PLANTE   | 27.152 | 10  | 32 | PLANTE                  | 1:54.359 | 1:54.900 | 0.541 |
| 11       | 12 | GILLET   | 44.267 | 12       | GILLET   | 1:07.630 | 12 | GILLET   | 34.446 | 11  | 12 | GILLET                  | 2:26.343 | 2:27.261 | 0.918 |

**PERFECT LAP 1:45.839**

Weather / Track : Sunny / Dry

Results can be found at [www.tsl-timing.com](http://www.tsl-timing.com)

Brands Hatch GP  
Circuit Length = 2.4332 miles  
Start: 11:30 Flag 11:52 End: 11:54

Printed - 11:57 Sunday, 30 June 2019

# Legends of Brands Hatch Superprix

## HGPCA Pre '61

### RACE 9 - BEST SPEEDS

| INTERMEDIATE 1 |    |          |      | INTERMEDIATE 2 |          |      | FINISH LINE |          |       |
|----------------|----|----------|------|----------------|----------|------|-------------|----------|-------|
| POS            | NO | NAME     | MPH  | NO             | NAME     | MPH  | NO          | NAME     | MPH   |
| 1              | 2  | JOLLEY   | 93.4 | 19             | GRANT    | 80.8 | 2           | JOLLEY   | 126.6 |
| 2              | 38 | WILSON   | 92.9 | 60             | HANN     | 79.8 | 38          | WILSON   | 121.7 |
| 3              | 22 | HART     | 91.6 | 38             | WILSON   | 79.6 | 22          | HART     | 121.3 |
| 4              | 60 | HANN     | 89.4 | 2              | JOLLEY   | 79.5 | 16          | MCCABE   | 119.8 |
| 5              | 21 | NUTHALL  | 87.6 | 21             | NUTHALL  | 79.4 | 21          | NUTHALL  | 112.0 |
| 6              | 33 | PHILLIPS | 87.0 | 32             | PLANTE   | 77.8 | 33          | PHILLIPS | 110.1 |
| 7              | 16 | MCCABE   | 86.3 | 33             | PHILLIPS | 76.3 | 60          | HANN     | 110.0 |
| 8              | 19 | GRANT    | 85.9 | 16             | MCCABE   | 75.8 | 36          | STAES    | 109.4 |
| 9              | 32 | PLANTE   | 84.7 | 22             | HART     | 73.1 | 19          | GRANT    | 108.7 |
| 10             | 36 | STAES    | 81.3 | 36             | STAES    | 72.4 | 32          | PLANTE   | 106.5 |
| 11             | 12 | GILLETT  | 68.2 | 12             | GILLETT  | 55.6 | 12          | GILLETT  | 87.6  |

Weather / Track : Sunny / Dry

Results can be found at [www.tsl-timing.com](http://www.tsl-timing.com)

Brands Hatch GP  
Circuit Length = 2.4332 miles  
Start: 11:30 Flag 11:52 End: 11:54

Printed - 11:56 Sunday, 30 June 2019

# Legends of Brands Hatch Superprix

## HGPCA Pre '61

### RACE 9 - STATISTICS

**Competitors Started** 11  
**Planned Start** 2019-06-30 @ 11:30:00.000  
**Actual Start** 2019-06-30 @ 11:30:40.405  
**Finish Time** 2019-06-30 @ 11:52:19.264  
**Track Length** 2.4332mi.  
**Total Laps** 129  
**Total Distance Covered** 313.8943mi.

#### Session Fastest Lap History

| NO | CL | NAME           | LAP TIME | TIME OF DAY  | LAP | VEHICLE           |
|----|----|----------------|----------|--------------|-----|-------------------|
| 2  | 8  | Rod JOLLEY     | 1:55.957 | 11:32:36.413 | 1   | Lister Jaguar     |
| 2  | 8  | Rod JOLLEY     | 1:48.256 | 11:34:24.665 | 2   | Lister Jaguar     |
| 38 | 7a | Richard WILSON | 1:48.162 | 11:34:25.189 | 2   | Ferrari Dino BR01 |
| 2  | 8  | Rod JOLLEY     | 1:46.999 | 11:36:11.668 | 3   | Lister Jaguar     |
| 2  | 8  | Rod JOLLEY     | 1:46.985 | 11:39:45.939 | 5   | Lister Jaguar     |
| 38 | 7a | Richard WILSON | 1:46.216 | 11:39:47.217 | 5   | Ferrari Dino BR01 |

#### Session Leader History

| NO | CL | NAME           | FROM LAP | LAPS LED | DISTANCE    | VEHICLE           |
|----|----|----------------|----------|----------|-------------|-------------------|
| 2  | 8  | Rod JOLLEY     | 1        | 7        | 17.03 miles | Lister Jaguar     |
| 38 | 7a | Richard WILSON | 8        | 1        | 2.43 miles  | Ferrari Dino BR01 |
| 2  | 8  | Rod JOLLEY     | 9        | 4        | 9.73 miles  | Lister Jaguar     |

#### Flag History

| TYPE   | TIME OF DAY  |
|--------|--------------|
| GREEN  | 11:30:40.405 |
| FINISH | 11:52:19.264 |

#### Flag Statistics

| TYPE       | COUNT | TOTAL LAPS | TOTAL TIME |
|------------|-------|------------|------------|
| Green      | 1     | 12         | 23:28.743  |
| Red        | 0     | 0          | 0.000      |
| Safety Car | 0     | 0          | 0.000      |
| FCY        | 0     | 0          | 0.000      |

Weather / Track : Sunny / Dry

These results are provisional until the conclusion of any judicial and technical matters.

Brands Hatch GP

Circuit Length = 2.4332 miles

Start: 11:30 Flag 11:52 End: 11:54

Clerk Of Course : Julian Floyd

Timekeeper : Nick Palmer

# Legends of Brands Hatch Superprix

## HGPCA Pre '61

### RACE 9 - STATISTICS

CLASS : 1

1 Starters

#### Fastest Lap History

| NO | NAME         | LAP TIME        | TIME OF DAY  | LAP | VEHICLE |
|----|--------------|-----------------|--------------|-----|---------|
| 12 | John GILLETT | <b>2:39.094</b> | 11:33:19.511 | 1   | MG K3   |
| 12 | John GILLETT | <b>2:29.981</b> | 11:35:49.491 | 2   | MG K3   |
| 12 | John GILLETT | <b>2:28.814</b> | 11:38:18.305 | 3   | MG K3   |
| 12 | John GILLETT | <b>2:27.261</b> | 11:43:16.330 | 5   | MG K3   |

#### Leader History

| NO | NAME         | FROM LAP | LAPS LED | DISTANCE    | VEHICLE |
|----|--------------|----------|----------|-------------|---------|
| 12 | John GILLETT | 1        | 9        | 21.89 miles | MG K3   |

Weather / Track : Sunny / Dry

These results are provisional until the conclusion of any judicial and technical matters.

Brands Hatch GP

Circuit Length = 2.4332 miles

Start: 11:30 Flag 11:52 End: 11:54

Clerk Of Course : Julian Floyd

Timekeeper : Nick Palmer

# Legends of Brands Hatch Superprix

## HGPCA Pre '61

### RACE 9 - STATISTICS

CLASS : 5

5 Starters

#### Fastest Lap History

| NO | NAME        | LAP TIME | TIME OF DAY  | LAP | VEHICLE            |
|----|-------------|----------|--------------|-----|--------------------|
| 21 | Ian NUTHALL | 2:00.364 | 11:32:40.787 | 1   | Alta F2            |
| 21 | Ian NUTHALL | 1:51.516 | 11:34:32.303 | 2   | Alta F2            |
| 21 | Ian NUTHALL | 1:51.105 | 11:36:23.407 | 3   | Alta F2            |
| 19 | Paul GRANT  | 1:50.790 | 11:38:15.409 | 4   | Cooper Bristol Mk2 |
| 21 | Ian NUTHALL | 1:50.449 | 11:49:24.987 | 10  | Alta F2            |

#### Leader History

| NO | NAME        | FROM LAP | LAPS LED | DISTANCE    | VEHICLE            |
|----|-------------|----------|----------|-------------|--------------------|
| 21 | Ian NUTHALL | 1        | 6        | 14.59 miles | Alta F2            |
| 19 | Paul GRANT  | 7        | 3        | 7.29 miles  | Cooper Bristol Mk2 |
| 21 | Ian NUTHALL | 10       | 3        | 7.29 miles  | Alta F2            |

Weather / Track : Sunny / Dry

These results are provisional until the conclusion of any judicial and technical matters.

Brands Hatch GP

Circuit Length = 2.4332 miles

Start: 11:30 Flag 11:52 End: 11:54

Clerk Of Course : Julian Floyd

Timekeeper : Nick Palmer



# Legends of Brands Hatch Superprix

HGPCA Pre '61

## RACE 9 - STATISTICS

CLASS : 6

1 Starters

### Fastest Lap History

| NO | NAME       | LAP TIME | TIME OF DAY  | LAP | VEHICLE           |
|----|------------|----------|--------------|-----|-------------------|
| 22 | Steve HART | 1:58.029 | 11:32:38.499 | 1   | Maserati 250F CM7 |
| 22 | Steve HART | 1:49.865 | 11:34:28.365 | 2   | Maserati 250F CM7 |
| 22 | Steve HART | 1:49.567 | 11:36:17.935 | 3   | Maserati 250F CM7 |

### Leader History

| NO | NAME       | FROM LAP | LAPS LED | DISTANCE    | VEHICLE           |
|----|------------|----------|----------|-------------|-------------------|
| 22 | Steve HART | 1        | 12       | 29.19 miles | Maserati 250F CM7 |

Weather / Track : Sunny / Dry

These results are provisional until the conclusion of any judicial and technical matters.

Brands Hatch GP

Circuit Length = 2.4332 miles

Start: 11:30 Flag 11:52 End: 11:54

Clerk Of Course : Julian Floyd

Timekeeper : Nick Palmer

# Legends of Brands Hatch Superprix

HGPCA Pre '61

## RACE 9 - STATISTICS

CLASS : 7a

2 Starters

### Fastest Lap History

| NO | NAME           | LAP TIME | TIME OF DAY  | LAP | VEHICLE           |
|----|----------------|----------|--------------|-----|-------------------|
| 38 | Richard WILSON | 1:56.602 | 11:32:37.028 | 1   | Ferrari Dino BR01 |
| 38 | Richard WILSON | 1:48.162 | 11:34:25.189 | 2   | Ferrari Dino BR01 |
| 38 | Richard WILSON | 1:47.076 | 11:36:12.265 | 3   | Ferrari Dino BR01 |
| 38 | Richard WILSON | 1:46.216 | 11:39:47.217 | 5   | Ferrari Dino BR01 |

### Leader History

| NO | NAME           | FROM LAP | LAPS LED | DISTANCE    | VEHICLE           |
|----|----------------|----------|----------|-------------|-------------------|
| 38 | Richard WILSON | 1        | 12       | 29.19 miles | Ferrari Dino BR01 |

Weather / Track : Sunny / Dry

These results are provisional until the conclusion of any judicial and technical matters.

Clerk Of Course : Julian Floyd

Brands Hatch GP

Circuit Length = 2.4332 miles

Start: 11:30 Flag 11:52 End: 11:54

Timekeeper : Nick Palmer

# Legends of Brands Hatch Superprix

HGPCA Pre '61

## RACE 9 - STATISTICS

CLASS : 7c

1 Starters

### Fastest Lap History

| NO | NAME         | LAP TIME | TIME OF DAY  | LAP | VEHICLE    |
|----|--------------|----------|--------------|-----|------------|
| 60 | Elliott HANN | 2:03.848 | 11:32:44.267 | 1   | Cooper T41 |
| 60 | Elliott HANN | 1:53.082 | 11:34:37.349 | 2   | Cooper T41 |
| 60 | Elliott HANN | 1:52.753 | 11:42:11.914 | 6   | Cooper T41 |
| 60 | Elliott HANN | 1:52.492 | 11:45:57.220 | 8   | Cooper T41 |
| 60 | Elliott HANN | 1:51.946 | 11:53:27.555 | 12  | Cooper T41 |

### Leader History

| NO | NAME         | FROM LAP | LAPS LED | DISTANCE    | VEHICLE    |
|----|--------------|----------|----------|-------------|------------|
| 60 | Elliott HANN | 1        | 12       | 29.19 miles | Cooper T41 |

Weather / Track : Sunny / Dry

These results are provisional until the conclusion of any judicial and technical matters.

Brands Hatch GP

Circuit Length = 2.4332 miles

Start: 11:30 Flag 11:52 End: 11:54

Clerk Of Course : Julian Floyd

Timekeeper : Nick Palmer

# Legends of Brands Hatch Superprix

## HGPCA Pre '61

### RACE 9 - STATISTICS

CLASS : 8

1 Starters

#### Fastest Lap History

| NO | NAME       | LAP TIME | TIME OF DAY  | LAP | VEHICLE       |
|----|------------|----------|--------------|-----|---------------|
| 2  | Rod JOLLEY | 1:55.957 | 11:32:36.413 | 1   | Lister Jaguar |
| 2  | Rod JOLLEY | 1:48.256 | 11:34:24.665 | 2   | Lister Jaguar |
| 2  | Rod JOLLEY | 1:46.999 | 11:36:11.668 | 3   | Lister Jaguar |
| 2  | Rod JOLLEY | 1:46.985 | 11:39:45.939 | 5   | Lister Jaguar |
| 2  | Rod JOLLEY | 1:46.446 | 11:43:19.995 | 7   | Lister Jaguar |

#### Leader History

| NO | NAME       | FROM LAP | LAPS LED | DISTANCE    | VEHICLE       |
|----|------------|----------|----------|-------------|---------------|
| 2  | Rod JOLLEY | 1        | 12       | 29.19 miles | Lister Jaguar |

Weather / Track : Sunny / Dry

These results are provisional until the conclusion of any judicial and technical matters.

Clerk Of Course : Julian Floyd

Brands Hatch GP

Circuit Length = 2.4332 miles

Start: 11:30 Flag 11:52 End: 11:54

Timekeeper : Nick Palmer



## **HGPCA PRE-66**

**Brands Hatch GP Circuit**

**29<sup>th</sup> – 30<sup>th</sup> June 2019**



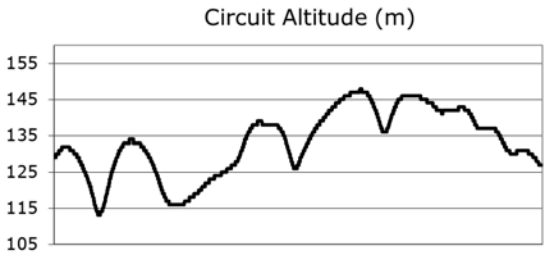
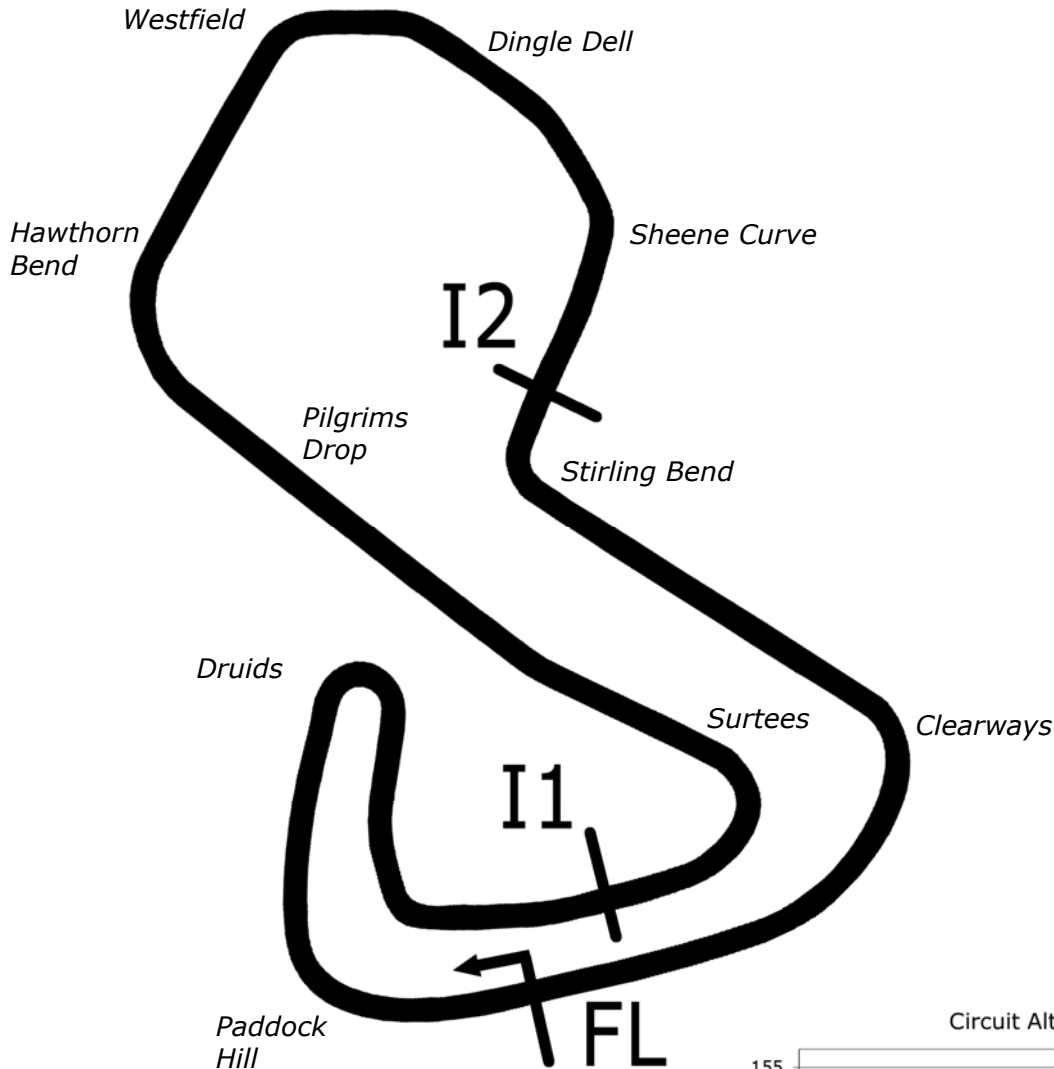
**Results Provided by Timing Solutions Ltd**  
**[www.tsl-timing.com](http://www.tsl-timing.com)**

# Brands Hatch GP



SPORTS TIMING

TIMING SOLUTIONS LTD



|   |              |            |           |  |
|---|--------------|------------|-----------|--|
| Length  | 2.4332 miles | 3916.0 m   |           |  |
| FL  |              | 51.36032 N | 0.26032 E |  |
| I1  | 1116m        | 51.35934 N | 0.25955 E |  |
| I2  | 2928m        | 51.35532 N | 0.26250 E |  |
| Pit Entry   | 3646m        | 51.35911 N | 0.25743 E |  |
| Pit Exit  | 26m after FL | 51.36027 N | 0.26078 E |  |
| Pit Entry-Pit Exit 277m, 16.6s @60kph, 12.4s @80kph |              |            |           |  |

All results available at [www.tsl-timing.com](http://www.tsl-timing.com)

Sheet No:



# Legends of Brands Hatch Superprix

HGPCA Pre '61 & Pre '66

## QUALIFYING - RACE 2 & 6 - CLASSIFICATION

| POS | NO  | CL | PIC | NAME                | ENTRY               | TIME     | ON | LAPS | GAP    | DIFF   | MPH   |
|-----|-----|----|-----|---------------------|---------------------|----------|----|------|--------|--------|-------|
| 1   | 25  | 11 | 1   | Andy MIDDLEHURST    | Lotus 25 R4         | 1:40.655 | 4  | 6    |        |        | 87.02 |
| 2   | 22  | 12 | 1   | Peter HORSMAN       | Lotus 18/21         | 1:41.992 | 4  | 6    | 1.337  | 1.337  | 85.88 |
| 3   | 11  | 12 | 2   | Jon FAIRLEY         | Brabham BT11/19     | 1:42.935 | 5  | 6    | 2.280  | 0.943  | 85.10 |
| 4   | 3   | 12 | 3   | Barry CANNELL       | Brabham BT11A       | 1:42.950 | 5  | 6    | 2.295  | 0.015  | 85.08 |
| 5   | 91* | 7b | 1   | Chris DRAKE         | Cooper T53          | 1:42.971 | 3  | 4    | 2.316  | 0.021  | 85.07 |
| 6   | 12  | 7b | 2   | Rudi FRIEDRICHS     | Cooper T53          | 1:44.511 | 6  | 7    | 3.856  | 1.540  | 83.81 |
| 7   | 35  | 10 | 1   | Richard TARLING     | Assegai             | 1:45.043 | 5  | 5    | 4.388  | 0.532  | 83.39 |
| 8   | 9   | 9  | 1   | Mark DANIELL        | Cooper T45          | 1:45.243 | 5  | 6    | 4.588  | 0.200  | 83.23 |
| 9   | 69  | 7b | 3   | Benn TILLEY         | Lotus 18            | 1:45.937 | 3  | 5    | 5.282  | 0.694  | 82.68 |
| 10  | 7   | 12 | 4   | Max BLEES           | Brabham BT7A        | 1:46.104 | 10 | 10   | 5.449  | 0.167  | 82.55 |
| 11  | 49* | 12 | 5   | Andrew BEAUMONT     | Lotus 18            | 1:46.798 | 3  | 4    | 6.143  | 0.694  | 82.02 |
| 12  | 37  | 10 | 2   | Eddy PERK           | Heron F1            | 1:46.880 | 6  | 6    | 6.225  | 0.082  | 81.95 |
| 13  | 4   | 10 | 3   | Greg THORNTON       | LDS 03              | 1:48.046 | 3  | 6    | 7.391  | 1.166  | 81.07 |
| 14  | 138 | 7a | 1   | Richard WILSON      | Ferrari Dino BR01   | 1:49.622 | 10 | 10   | 8.967  | 1.576  | 79.90 |
| 15  | 15  | 7b | 4   | Thomas MATZELBERGER | Cooper T45/51       | 1:50.180 | 4  | 5    | 9.525  | 0.558  | 79.50 |
| 16  | 47  | 9  | 2   | Brian JOLLIFFE      | Cooper T45          | 1:50.749 | 4  | 6    | 10.094 | 0.569  | 79.09 |
| 17  | 173 | 2  | 1   | Tom DARK            | Bugatti T73C        | 1:50.762 | 5  | 5    | 10.107 | 0.013  | 79.08 |
| 18  | 121 | 5  | 1   | Ian NUTHALL         | Alta F2             | 1:50.859 | 4  | 5    | 10.204 | 0.097  | 79.01 |
| 19  | 18  | 7b | 5   | John CHISHOLM       | Lotus 18            | 1:51.323 | 7  | 7    | 10.668 | 0.464  | 78.68 |
| 20  | 122 | 6  | 1   | Steve HART          | Maserati 250F CM7   | 1:51.483 | 9  | 9    | 10.828 | 0.160  | 78.57 |
| 21  | 2   | 8  | 1   | Rod JOLLEY          | Lister Jaguar       | 1:52.097 | 3  | 5    | 11.442 | 0.614  | 78.14 |
| 22  | 111 |    | 0   | Nick TAYLOR         | Elva 100            | 1:53.386 | 4  | 6    | 12.731 | 1.289  | 77.25 |
| 23  | 8   | 9  | 3   | Tony DITHERIDGE     | Cooper T45          | 1:53.412 | 4  | 5    | 12.757 | 0.026  | 77.23 |
| 24  | 248 | 6  | 2   | Klaus LEHR          | Maserati 250F CM5   | 1:53.442 | 4  | 5    | 12.787 | 0.030  | 77.21 |
| 25  | 6   | 12 | 6   | John EMERY          | Brabham BT4         | 1:53.644 | 4  | 6    | 12.989 | 0.202  | 77.08 |
| 26  | 133 | 5  | 2   | Chris PHILLIPS      | Cooper Bristol Mk2  | 1:54.731 | 4  | 5    | 14.076 | 1.087  | 76.35 |
| 27  | 119 | 5  | 3   | Paul GRANT          | Cooper Bristol Mk2  | 1:55.013 | 5  | 6    | 14.358 | 0.282  | 76.16 |
| 28  | 14  | 12 | 7   | Tom DE GRES         | Brabham BT14        | 1:55.540 | 4  | 5    | 14.885 | 0.527  | 75.81 |
| 29  | 132 | 5  | 4   | Guy PLANTE          | Cooper Bristol      | 1:56.985 | 5  | 5    | 16.330 | 1.445  | 74.88 |
| 30  | 116 | 7a | 2   | Charles MCCABE      | BRM P25             | 1:57.281 | 4  | 9    | 16.626 | 0.296  | 74.69 |
| 31  | 136 | 5  | 5   | Erik STAES          | Cooper Bristol Mk2  | 1:57.399 | 5  | 5    | 16.744 | 0.118  | 74.61 |
| 32  | 118 | 7a | 3   | Malcolm COOK        | Connaught C8        | 2:01.512 | 2  | 2    | 20.857 | 4.113  | 72.09 |
| 33  | 40  | 7b | 6   | Stephan JÖBSTL      | Cooper Maserati T51 | 2:16.966 | 4  | 5    | 36.311 | 15.454 | 63.95 |
| 34  | 29  | 10 | 4   | Robert PULLEYN      | Lotus 18            | 2:19.072 | 3  | 7    | 38.417 | 2.106  | 62.98 |
| 35  | 112 | 1  | 1   | John GILLET         | MG K3               | 2:31.711 | 3  | 4    | 51.056 | 12.639 | 57.74 |

\*Cars 49 & 91 require working transponders - Regulation Q12.2.1 refers.

A 30 second penalty will be applied if not working in the race.

Weather / Track : Sunny / Dry

These results are provisional until the conclusion of any judicial and technical matters.

Brands Hatch GP

Circuit Length = 2.4332 miles

Start: 09:23 Flag 09:53 End: 09:55

Clerk Of Course : Julian Floyd

Timekeeper : Nick Palmer



## Legends of Brands Hatch Superprix

## HGPCA Pre '61 &amp; Pre '66

## QUALIFYING - RACE 2 &amp; 6 - SECTOR ANALYSIS

SECTOR 1 = FL to I1, SECTOR 2 = I1 to I2, SECTOR 3 = I2 to FL, DIFF = Difference To Personal Best Lap, P = Crossed Finish Line in Pit Lane, D = Time Disallowed

| P1 25 11                  |               | Andy MIDDLEHURST         |               |             |               |              | Lotus 25 R4         |              |             |                     |
|---------------------------|---------------|--------------------------|---------------|-------------|---------------|--------------|---------------------|--------------|-------------|---------------------|
| IDEAL LAP TIME : 1:40.655 |               | BEST LAP TIME : 1:40.655 |               |             |               |              | DIFFERENCE : 0.000  |              |             |                     |
| LAP                       | SECTOR 1      | SECTOR 2                 |               | SECTOR 3    |               | LAP TIME     | MPH                 | DIFF         | TIME OF DAY |                     |
| 1 -                       | OUTLAP        | 75.4                     | 51.884        | 74.1        | 24.885        | 122.2        | 2:04.038            | 70.62        | 23.383      | 09:25:28.863        |
| 2 -                       | 33.138        | 91.1                     | 47.562        | 73.6        | 26.231        | 121.5        | 1:46.931            | 81.92        | 6.276       | 09:27:15.794        |
| 3 -                       | 34.606        | 89.3                     | 47.030        | 81.6        | 23.972        | 122.2        | 1:45.608 (3)        | 82.94        | 4.953       | 09:29:01.402        |
| 4 -                       | <b>32.160</b> | 99.5                     | <b>44.675</b> | <b>82.9</b> | <b>23.820</b> | <b>124.0</b> | <b>1:40.655 (1)</b> | <b>87.02</b> |             | <b>09:30:42.057</b> |
| 5 -                       | 32.490        | 93.8                     | 46.131        | 82.0        | 24.093        | 122.6        | 1:42.714 (2)        | 85.28        | 2.059       | 09:32:24.771        |
| 6 -                       | 33.592        | 86.8                     | 47.568        | 78.2        | 25.200        | 121.3        | 1:46.360            | 82.36        | 5.705       | 09:34:11.131        |

| P2 22 12                  |               | Peter HORSMAN            |               |             |               |              | Lotus 18/21         |              |             |                     |
|---------------------------|---------------|--------------------------|---------------|-------------|---------------|--------------|---------------------|--------------|-------------|---------------------|
| IDEAL LAP TIME : 1:41.730 |               | BEST LAP TIME : 1:41.992 |               |             |               |              | DIFFERENCE : 0.262  |              |             |                     |
| LAP                       | SECTOR 1      | SECTOR 2                 |               | SECTOR 3    |               | LAP TIME     | MPH                 | DIFF         | TIME OF DAY |                     |
| 1 -                       | OUTLAP        | 79.7                     | 51.545        | 69.3        | 25.021        | 123.3        | 1:58.225            | 74.09        | 16.233      | 09:25:21.094        |
| 2 -                       | 35.106        | 89.9                     | 50.545        | 77.6        | 25.318        | 128.5        | 1:50.969            | 78.93        | 8.977       | 09:27:12.063        |
| 3 -                       | 33.196        | 99.2                     | 45.590        | <b>83.1</b> | <b>23.888</b> | <b>130.3</b> | 1:42.674 (3)        | 85.31        | 0.682       | 09:28:54.737        |
| 4 -                       | <b>32.428</b> | <b>100.3</b>             | 45.486        | 79.3        | 24.078        | 129.8        | <b>1:41.992 (1)</b> | <b>85.88</b> |             | <b>09:30:36.729</b> |
| 5 -                       | 32.538        | 99.5                     | 46.321        | 75.7        | 24.408        | 129.5        | 1:43.267            | 84.82        | 1.275       | 09:32:19.996        |
| 6 -                       | 32.983        | 99.4                     | <b>45.414</b> | 76.8        | 23.967        | 130.0        | 1:42.364 (2)        | 85.57        | 0.372       | 09:34:02.360        |

| P3 11 12                  |          | Jon FAIRLEY              |               |             |               |              | Brabham BT11/19     |              |             |                     |
|---------------------------|----------|--------------------------|---------------|-------------|---------------|--------------|---------------------|--------------|-------------|---------------------|
| IDEAL LAP TIME : 1:42.840 |          | BEST LAP TIME : 1:42.935 |               |             |               |              | DIFFERENCE : 0.095  |              |             |                     |
| LAP                       | SECTOR 1 | SECTOR 2                 |               | SECTOR 3    |               | LAP TIME     | MPH                 | DIFF         | TIME OF DAY |                     |
| 1 -                       | OUTLAP   | 74.3                     | 51.920        | 76.0        | 25.820        | 122.9        | 2:04.530            | 70.34        | 21.595      | 09:25:30.498        |
| 2 -                       | 34.572   | 90.0                     | 50.002        | 68.3        | 26.150        | 123.1        | 1:50.724            | 79.11        | 7.789       | 09:27:21.222        |
| 3 -                       | 34.840   | 86.1                     | 50.537        | 75.4        | 26.441        | 117.9        | 1:51.818            | 78.34        | 8.883       | 09:29:13.040        |
| 4 -                       | 35.143   | 87.8                     | 48.053        | 83.3        | 24.583        | 127.0        | 1:47.779 (3)        | 81.27        | 4.844       | 09:31:00.819        |
| 5 -                       | 32.786   | <b>105.5</b>             | <b>46.403</b> | <b>87.7</b> | <b>23.746</b> | <b>129.5</b> | <b>1:42.935 (1)</b> | <b>85.10</b> |             | <b>09:32:43.754</b> |
| 6 -                       | 32.890   | 105.1                    | 46.631        | 84.8        | 24.091        | 128.0        | 1:43.612 (2)        | 84.54        | 0.677       | 09:34:27.366        |

| P4 3 12                   |          | Barry CANNELL            |               |             |               |              | Brabham BT11A       |              |             |                     |
|---------------------------|----------|--------------------------|---------------|-------------|---------------|--------------|---------------------|--------------|-------------|---------------------|
| IDEAL LAP TIME : 1:42.704 |          | BEST LAP TIME : 1:42.950 |               |             |               |              | DIFFERENCE : 0.246  |              |             |                     |
| LAP                       | SECTOR 1 | SECTOR 2                 |               | SECTOR 3    |               | LAP TIME     | MPH                 | DIFF         | TIME OF DAY |                     |
| 1 -                       | OUTLAP   | 77.7                     | 54.184        | 66.3        | 27.844        | 97.3         | 2:07.140            | 68.89        | 24.190      | 09:26:06.484        |
| 2 -                       | 37.050   | 83.6                     | 50.643        | 74.8        | 25.242        | 114.9        | 1:52.935            | 77.56        | 9.985       | 09:27:59.419        |
| 3 -                       | 34.351   | 90.5                     | 50.076        | 73.8        | 26.308        | 116.1        | 1:50.735            | 79.10        | 7.785       | 09:29:50.154        |
| 4 -                       | 34.340   | <b>92.9</b>              | 46.321        | 73.2        | 25.205        | 120.4        | 1:45.866 (2)        | 82.74        | 2.916       | 09:31:36.020        |
| 5 -                       | 33.092   | 88.8                     | <b>45.765</b> | <b>79.9</b> | <b>24.093</b> | 119.4        | <b>1:42.950 (1)</b> | <b>85.08</b> |             | <b>09:33:18.970</b> |
| 6 -                       | 33.493   | 89.0                     | 46.096        | 65.4        | 26.619        | <b>123.8</b> | 1:46.208 (3)        | 82.47        | 3.258       | 09:35:05.178        |

| P5 91 7b         |          | Chris DRAKE              |  |          |               |                     | Cooper T53   |          |                     |  |
|------------------|----------|--------------------------|--|----------|---------------|---------------------|--------------|----------|---------------------|--|
| IDEAL LAP TIME : |          | BEST LAP TIME : 1:42.971 |  |          |               |                     | DIFFERENCE : |          |                     |  |
| LAP              | SECTOR 1 | SECTOR 2                 |  | SECTOR 3 |               | LAP TIME            | MPH          | DIFF     | TIME OF DAY         |  |
| 1 -              |          |                          |  |          |               | 1:46.505 (3)        | 82.24        | 3.534    | 09:27:57.631        |  |
| 2 -              |          |                          |  |          |               | 1:45.002 (2)        | 83.42        | 2.031    | 09:29:42.633        |  |
| 3 -              |          |                          |  |          |               | <b>1:42.971 (1)</b> | <b>85.07</b> |          | <b>09:31:25.604</b> |  |
| 4 -              |          |                          |  |          | <b>IN PIT</b> | 3:09.335 P          | 46.26        | 1:26.364 | 09:34:34.939        |  |

| P6 12 7b                  |          | Rudi FRIEDRICHS          |               |          |        |              | Cooper T53         |       |             |              |
|---------------------------|----------|--------------------------|---------------|----------|--------|--------------|--------------------|-------|-------------|--------------|
| IDEAL LAP TIME : 1:44.107 |          | BEST LAP TIME : 1:44.511 |               |          |        |              | DIFFERENCE : 0.404 |       |             |              |
| LAP                       | SECTOR 1 | SECTOR 2                 |               | SECTOR 3 |        | LAP TIME     | MPH                | DIFF  | TIME OF DAY |              |
| 1 -                       | OUTLAP   | 73.2                     | 51.795        | 72.0     | 25.715 | 123.3        | 2:03.646           | 70.84 | 19.135      | 09:25:30.862 |
| 2 -                       | 34.940   | 89.1                     | 49.759        | 68.0     | 26.020 | 126.3        | 1:50.719           | 79.11 | 6.208       | 09:27:21.581 |
| 3 -                       | 33.347   | 88.1                     | 50.952        | 75.1     | 25.039 | 123.3        | 1:49.338           | 80.11 | 4.827       | 09:29:10.919 |
| 4 -                       | 34.234   | 93.2                     | <b>47.184</b> | 76.6     | 24.585 | <b>127.0</b> | 1:46.003 (3)       | 82.63 | 1.492       | 09:30:56.922 |





## Legends of Brands Hatch Superprix

HGPCA Pre '61 &amp; Pre '66

## QUALIFYING - RACE 2 &amp; 6 - SECTOR ANALYSIS

SECTOR 1 = FL to I1, SECTOR 2 = I1 to I2, SECTOR 3 = I2 to FL, DIFF = Difference To Personal Best Lap, P = Crossed Finish Line in Pit Lane, D = Time Disallowed

|     |               |              |        |             |               |              |                     |              |       |                     |
|-----|---------------|--------------|--------|-------------|---------------|--------------|---------------------|--------------|-------|---------------------|
| 5 - | <b>32.693</b> | 96.5         | 47.646 | <b>78.0</b> | 24.484        | 126.6        | 1:44.823 (2)        | 83.56        | 0.312 | 09:32:41.745        |
| 6 - | 32.914        | <b>101.5</b> | 47.367 | 77.7        | <b>24.230</b> | <b>127.0</b> | <b>1:44.511 (1)</b> | <b>83.81</b> |       | <b>09:34:26.256</b> |
| 7 - | 32.705        | 95.8         | 53.914 | 63.6        | 27.095        | 124.5        | 1:53.714            | 77.03        | 9.203 | 09:36:19.970        |

| P7                        |          | 35 10 |                          | Richard TARLING |          |                    | Assegai      |       |        |              |  |
|---------------------------|----------|-------|--------------------------|-----------------|----------|--------------------|--------------|-------|--------|--------------|--|
| IDEAL LAP TIME : 1:45.043 |          |       | BEST LAP TIME : 1:45.043 |                 |          | DIFFERENCE : 0.000 |              |       |        |              |  |
| LAP                       | SECTOR 1 |       | SECTOR 2                 |                 | SECTOR 3 |                    | LAP TIME     | MPH   | DIFF   | TIME OF DAY  |  |
| 1 -                       | OUTLAP   | 81.0  | 51.590                   | 69.3            | 29.088   | 105.8              | 2:04.440     | 70.39 | 19.397 | 09:27:28.761 |  |
| 2 -                       | 34.291   | 92.0  | 48.402                   | 73.4            | 25.755   | 111.1              | 1:48.448 (2) | 80.77 | 3.405  | 09:29:17.209 |  |
| 3 -                       | 34.647   | 83.8  | 59.602                   | 49.5            | IN PIT   |                    | 2:24.205 P   | 60.74 | 39.162 | 09:31:41.414 |  |
| 4 -                       | OUTLAP   | 88.8  | 55.346                   | 68.9            | 26.421   | 110.7              | 2:01.755     | 71.94 | 16.712 | 09:33:43.169 |  |
| 5 -                       | 32.872   | 93.9  | 46.571                   | 82.0            | 25.600   | 110.9              | 1:45.043 (1) | 83.39 |        | 09:35:28.212 |  |

| P8                        |          | 9 9  |                          | Mark DANIELL |          |                    | Cooper T45   |       |        |              |  |
|---------------------------|----------|------|--------------------------|--------------|----------|--------------------|--------------|-------|--------|--------------|--|
| IDEAL LAP TIME : 1:45.186 |          |      | BEST LAP TIME : 1:45.243 |              |          | DIFFERENCE : 0.057 |              |       |        |              |  |
| LAP                       | SECTOR 1 |      | SECTOR 2                 |              | SECTOR 3 |                    | LAP TIME     | MPH   | DIFF   | TIME OF DAY  |  |
| 1 -                       | OUTLAP   | 63.3 | 52.258                   | 71.7         | 25.814   | 117.3              | 2:02.312     | 71.61 | 17.069 | 09:25:32.596 |  |
| 2 -                       | 34.656   | 88.4 | 49.943                   | 70.5         | 25.987   | 116.1              | 1:50.586     | 79.21 | 5.343  | 09:27:23.182 |  |
| 3 -                       | 33.537   | 88.7 | 51.103                   | 66.1         | 26.100   | 115.9              | 1:50.740     | 79.10 | 5.497  | 09:29:13.922 |  |
| 4 -                       | 35.767   | 86.0 | 47.743                   | 77.6         | 25.346   | 120.2              | 1:48.856 (3) | 80.47 | 3.613  | 09:31:02.778 |  |
| 5 -                       | 33.041   | 94.1 | 47.193                   | 74.3         | 25.009   | 120.6              | 1:45.243 (1) | 83.23 |        | 09:32:48.021 |  |
| 6 -                       | 33.294   | 88.4 | 47.922                   | 76.8         | 26.321   | 117.5              | 1:47.537 (2) | 81.45 | 2.294  | 09:34:35.558 |  |

| P9                        |          | 69 7b |                          | Benn TILLEY |          | Lotus 18           |              |       |        |              |
|---------------------------|----------|-------|--------------------------|-------------|----------|--------------------|--------------|-------|--------|--------------|
| IDEAL LAP TIME : 1:45.630 |          |       | BEST LAP TIME : 1:45.937 |             |          | DIFFERENCE : 0.307 |              |       |        |              |
| LAP                       | SECTOR 1 |       | SECTOR 2                 |             | SECTOR 3 |                    | LAP TIME     | MPH   | DIFF   | TIME OF DAY  |
| 1 -                       | OUTLAP   | 70.7  | 1:00.736                 | 62.1        | 27.669   | 106.6              | 2:13.275     | 65.72 | 27.338 | 09:27:04.341 |
| 2 -                       | 35.759   | 83.5  | 48.864                   | 70.4        | 25.327   | 116.3              | 1:49.950 (3) | 79.67 | 4.013  | 09:28:54.291 |
| 3 -                       | 34.106   | 87.2  | 47.204                   | 73.9        | 24.627   | 119.8              | 1:45.937 (1) | 82.68 |        | 09:30:40.228 |
| 4 -                       | 34.762   | 84.0  | 48.633                   | 55.5        | 26.894   | 118.3              | 1:50.289     | 79.42 | 4.352  | 09:32:30.517 |
| 5 -                       | 34.183   | 88.4  | 46.897                   | 75.8        | 25.499   | 117.7              | 1:46.579 (2) | 82.19 | 0.642  | 09:34:17.096 |

| P10                       |          | 7 12 |                          | Max BLEES |          | Brabham BT7A       |              |       |           |              |
|---------------------------|----------|------|--------------------------|-----------|----------|--------------------|--------------|-------|-----------|--------------|
| IDEAL LAP TIME : 1:45.702 |          |      | BEST LAP TIME : 1:46.104 |           |          | DIFFERENCE : 0.402 |              |       |           |              |
| LAP                       | SECTOR 1 |      | SECTOR 2                 |           | SECTOR 3 |                    | LAP TIME     | MPH   | DIFF      | TIME OF DAY  |
| 1 -                       | OUTLAP   | 55.3 | 1:00.811                 | 58.2      | 30.031   | 102.6              | 2:20.828     | 62.20 | 34.724    | 09:26:45.805 |
| 2 -                       | 36.776   | 82.0 | 50.354                   | 73.9      | 25.943   | 111.1              | 1:53.073     | 77.47 | 6.969     | 09:28:38.878 |
| 3 -                       | 35.148   | 82.0 | 50.243                   | 70.9      | 26.502   | 114.1              | 1:51.893     | 78.28 | 5.789     | 09:30:30.771 |
| 4 -                       | 34.045   | 94.2 | 48.927                   | 80.5      | 25.247   | 117.1              | 1:48.219     | 80.94 | 2.115     | 09:32:18.990 |
| 5 -                       | 35.041   | 88.5 | 48.015                   | 79.2      | 24.573   | 118.7              | 1:47.629 (2) | 81.38 | 1.525     | 09:34:06.619 |
| 6 -                       | 33.677   | 97.3 | 51.932                   | 79.7      | 24.756   | 116.9              | 1:50.365     | 79.37 | 4.261     | 09:35:56.984 |
| 7 -                       | 33.530   | 87.3 | 59.765                   | 61.9      | IN PIT   |                    | 12:48.744 P  | 11.39 | 11:02.640 | 09:48:45.728 |
| 8 -                       | OUTLAP   | 72.9 | 50.462                   | 81.0      | 24.791   | 116.9              | 1:54.790     | 76.31 | 8.686     | 09:50:40.518 |
| 9 -                       | 33.191   | 96.4 | 50.135                   | 80.8      | 24.496   | 115.7              | 1:47.822 (3) | 81.24 | 1.718     | 09:52:28.340 |
| 10 -                      | 33.219   | 97.3 | 48.198                   | 83.0      | 24.687   | 115.7              | 1:46.104 (1) | 82.55 |           | 09:54:14.444 |

|                  |          |                          |          |      |              |              |       |          |              |
|------------------|----------|--------------------------|----------|------|--------------|--------------|-------|----------|--------------|
| P11 49 12        |          | Andrew BEAUMONT          |          |      | Lotus 18     |              |       |          |              |
| IDEAL LAP TIME : |          | BEST LAP TIME : 1:46.798 |          |      | DIFFERENCE : |              |       |          |              |
| LAP              | SECTOR 1 |                          | SECTOR 2 |      | SECTOR 3     | LAP TIME     | MPH   | DIFF     | TIME OF DAY  |
| 1 -              | OUTLAP   | 66.9                     | 57.116   | 67.9 |              | 3:58.354     | 36.75 | 2:11.556 | 09:28:52.282 |
| 2 -              |          |                          |          |      |              | 1:47.109 (2) | 81.78 | 0.311    | 09:30:39.391 |
| 3 -              |          |                          |          |      |              | 1:46.798 (1) | 82.02 |          | 09:32:26.189 |
| 4 -              |          |                          |          |      |              | 1:47.707 (3) | 81.33 | 0.909    | 09:34:13.896 |



## Legends of Brands Hatch Superprix

## HGPCA Pre '61 &amp; Pre '66

## QUALIFYING - RACE 2 &amp; 6 - SECTOR ANALYSIS

SECTOR 1 = FL to I1, SECTOR 2 = I1 to I2, SECTOR 3 = I2 to FL, DIFF = Difference To Personal Best Lap, P = Crossed Finish Line in Pit Lane, D = Time Disallowed

| P12 37 10                 |               | Eddy PERK                |               |             |               |              | Heron F1            |              |             |                     |
|---------------------------|---------------|--------------------------|---------------|-------------|---------------|--------------|---------------------|--------------|-------------|---------------------|
| IDEAL LAP TIME : 1:46.880 |               | BEST LAP TIME : 1:46.880 |               |             |               |              | DIFFERENCE : 0.000  |              |             |                     |
| LAP                       | SECTOR 1      | SECTOR 2                 |               | SECTOR 3    |               | LAP TIME     | MPH                 | DIFF         | TIME OF DAY |                     |
| 1 -                       | OUTLAP        | 78.9                     | 54.634        | 64.4        | 27.398        | 110.3        | 2:04.254            | 70.49        | 17.374      | 09:26:16.295        |
| 2 -                       | 35.111        | 90.1                     | 50.384        | 71.1        | 25.813        | 112.0        | 1:51.308            | 78.69        | 4.428       | 09:28:07.603        |
| 3 -                       | 33.938        | 90.4                     | 49.343        | 67.4        | 25.831        | <b>116.5</b> | 1:49.112            | 80.28        | 2.232       | 09:29:56.715        |
| 4 -                       | 33.723        | 84.0                     | 49.136        | 76.8        | 25.471        | 115.9        | 1:48.330 (3)        | 80.86        | 1.450       | 09:31:45.045        |
| 5 -                       | 33.704        | 88.4                     | 48.903        | 75.6        | 25.304        | 115.1        | 1:47.911 (2)        | 81.17        | 1.031       | 09:33:32.956        |
| 6 -                       | <b>33.395</b> | <b>92.4</b>              | <b>48.370</b> | <b>79.8</b> | <b>25.115</b> | 115.5        | <b>1:46.880 (1)</b> | <b>81.95</b> |             | <b>09:35:19.836</b> |

| P13 4 10                  |          | Greg THORNTON            |               |             |               |              | LDS 03              |              |             |                     |
|---------------------------|----------|--------------------------|---------------|-------------|---------------|--------------|---------------------|--------------|-------------|---------------------|
| IDEAL LAP TIME : 1:46.920 |          | BEST LAP TIME : 1:48.046 |               |             |               |              | DIFFERENCE : 1.126  |              |             |                     |
| LAP                       | SECTOR 1 | SECTOR 2                 |               | SECTOR 3    |               | LAP TIME     | MPH                 | DIFF         | TIME OF DAY |                     |
| 1 -                       | OUTLAP   | 78.6                     | 51.026        | 71.6        | 26.254        | 111.4        | 1:58.329            | 74.02        | 10.283      | 09:25:40.787        |
| 2 -                       | 34.013   | 86.1                     | 49.795        | 68.9        | 25.725        | 112.2        | 1:49.533            | 79.97        | 1.487       | 09:27:30.320        |
| 3 -                       | 34.191   | <b>91.1</b>              | <b>48.100</b> | 73.7        | 25.755        | 113.1        | <b>1:48.046 (1)</b> | <b>81.07</b> |             | <b>09:29:18.366</b> |
| 4 -                       | 35.577   | 74.0                     | 51.731        | 63.9        | 26.377        | <b>114.1</b> | 1:53.685            | 77.05        | 5.639       | 09:31:12.051        |
| 5 -                       | 34.729   | 90.0                     | 48.785        | 74.1        | 26.012        | 110.3        | 1:49.526 (3)        | 79.97        | 1.480       | 09:33:01.577        |
| 6 -                       | 33.741   | 89.7                     | 49.404        | <b>77.9</b> | <b>25.249</b> | <b>114.1</b> | 1:48.394 (2)        | 80.81        | 0.348       | 09:34:49.971        |

| P14 138 7a                |               | Richard WILSON           |               |             |               |              | Ferrari Dino BR01   |              |             |                     |
|---------------------------|---------------|--------------------------|---------------|-------------|---------------|--------------|---------------------|--------------|-------------|---------------------|
| IDEAL LAP TIME : 1:49.610 |               | BEST LAP TIME : 1:49.622 |               |             |               |              | DIFFERENCE : 0.012  |              |             |                     |
| LAP                       | SECTOR 1      | SECTOR 2                 |               | SECTOR 3    |               | LAP TIME     | MPH                 | DIFF         | TIME OF DAY |                     |
| 1 -                       | OUTLAP        | 71.7                     | 55.832        | 66.9        | 29.141        | 106.0        | 2:08.686            | 68.07        | 19.064      | 09:26:17.460        |
| 2 -                       | 37.084        | 74.3                     | 53.454        | 65.2        | 28.004        | 107.8        | 1:58.542            | 73.89        | 8.920       | 09:28:16.002        |
| 3 -                       | 36.176        | 81.7                     | 52.903        | 61.7        | 26.700        | 108.5        | 1:55.779            | 75.66        | 6.157       | 09:30:11.781        |
| 4 -                       | 36.378        | 79.7                     | 50.867        | 72.9        | 26.632        | 109.1        | 1:53.877            | 76.92        | 4.255       | 09:32:05.658        |
| 5 -                       | 34.775        | 85.5                     | 51.193        | 73.1        | 26.174        | 111.4        | 1:52.142 (2)        | 78.11        | 2.520       | 09:33:57.800        |
| 6 -                       | 34.951        | 82.7                     | 51.931        | 69.8        | 26.317        | 113.5        | 1:53.199            | 77.38        | 3.577       | 09:35:50.999        |
| 7 -                       | <b>34.733</b> | <b>89.7</b>              | 1:00.520      | 53.9        | IN PIT        |              | 12:50.437 P         | 11.36        | 11:00.815   | 09:48:41.436        |
| 8 -                       | OUTLAP        | 66.7                     | 54.548        | 67.1        | 27.232        | 101.9        | 2:05.826            | 69.61        | 16.204      | 09:50:47.262        |
| 9 -                       | 35.620        | 82.0                     | 50.712        | 71.7        | 25.844        | 109.6        | 1:52.176 (3)        | 78.09        | 2.554       | 09:52:39.438        |
| 10 -                      | 34.745        | 84.9                     | <b>49.434</b> | <b>74.0</b> | <b>25.443</b> | <b>116.5</b> | <b>1:49.622 (1)</b> | <b>79.90</b> |             | <b>09:54:29.060</b> |

| P15 15 7b                 |               | Thomas MATZELBERGER      |               |             |               |              | Cooper T45/51       |              |             |                     |
|---------------------------|---------------|--------------------------|---------------|-------------|---------------|--------------|---------------------|--------------|-------------|---------------------|
| IDEAL LAP TIME : 1:50.180 |               | BEST LAP TIME : 1:50.180 |               |             |               |              | DIFFERENCE : 0.000  |              |             |                     |
| LAP                       | SECTOR 1      | SECTOR 2                 |               | SECTOR 3    |               | LAP TIME     | MPH                 | DIFF         | TIME OF DAY |                     |
| 1 -                       | OUTLAP        | 79.2                     | 56.031        | 62.8        | 28.291        | 115.1        | 2:06.510            | 69.24        | 16.330      | 09:27:18.544        |
| 2 -                       | 35.364        | 86.4                     | 55.267        | 69.6        | 26.505        | 120.9        | 1:57.136            | 74.78        | 6.956       | 09:29:15.680        |
| 3 -                       | 35.598        | 74.6                     | 52.022        | 73.0        | 26.329        | 122.6        | 1:53.949 (2)        | 76.87        | 3.769       | 09:31:09.629        |
| 4 -                       | <b>34.270</b> | <b>87.4</b>              | <b>50.160</b> | <b>76.6</b> | <b>25.750</b> | 122.0        | <b>1:50.180 (1)</b> | <b>79.50</b> |             | <b>09:32:59.809</b> |
| 5 -                       | 36.843        | 82.7                     | 51.314        | 75.4        | 26.382        | <b>125.4</b> | 1:54.539 (3)        | 76.47        | 4.359       | 09:34:54.348        |

| P16 47 9                  |               | Brian JOLLIFFE           |               |             |               |              | Cooper T45          |              |             |                     |
|---------------------------|---------------|--------------------------|---------------|-------------|---------------|--------------|---------------------|--------------|-------------|---------------------|
| IDEAL LAP TIME : 1:49.309 |               | BEST LAP TIME : 1:50.749 |               |             |               |              | DIFFERENCE : 1.440  |              |             |                     |
| LAP                       | SECTOR 1      | SECTOR 2                 |               | SECTOR 3    |               | LAP TIME     | MPH                 | DIFF         | TIME OF DAY |                     |
| 1 -                       | OUTLAP        | 73.5                     | 55.259        | 63.4        | 30.492        | 94.7         | 2:10.881            | 66.92        | 20.132      | 09:25:57.517        |
| 2 -                       | 36.986        | 83.1                     | 50.166        | 67.3        | <b>26.263</b> | 112.4        | 1:53.415            | 77.23        | 2.666       | 09:27:50.932        |
| 3 -                       | 35.492        | 86.4                     | 51.245        | 57.2        | 28.612        | 113.9        | 1:55.349            | 75.94        | 4.600       | 09:29:46.281        |
| 4 -                       | 35.040        | 86.0                     | <b>48.896</b> | 67.2        | 26.813        | <b>114.9</b> | <b>1:50.749 (1)</b> | <b>79.09</b> |             | <b>09:31:37.030</b> |
| 5 -                       | <b>34.150</b> | 86.9                     | 49.350        | 68.0        | 27.477        | 107.7        | 1:50.977 (3)        | 78.93        | 0.228       | 09:33:28.007        |
| 6 -                       | 35.029        | <b>88.4</b>              | 49.173        | <b>73.2</b> | 26.647        | 109.2        | 1:50.849 (2)        | 79.02        | 0.100       | 09:35:18.856        |



## Legends of Brands Hatch Superprix

HGPCA Pre '61 &amp; Pre '66

## QUALIFYING - RACE 2 &amp; 6 - SECTOR ANALYSIS

SECTOR 1 = FL to I1, SECTOR 2 = I1 to I2, SECTOR 3 = I2 to FL, DIFF = Difference To Personal Best Lap, P = Crossed Finish Line in Pit Lane, D = Time Disallowed

| P17 173 2                 |          | Tom DARK                 |               | Bugatti T73C       |               |              |                     |              |             |                     |
|---------------------------|----------|--------------------------|---------------|--------------------|---------------|--------------|---------------------|--------------|-------------|---------------------|
| IDEAL LAP TIME : 1:50.456 |          | BEST LAP TIME : 1:50.762 |               | DIFFERENCE : 0.306 |               |              |                     |              |             |                     |
| LAP                       | SECTOR 1 | SECTOR 2                 |               | SECTOR 3           |               | LAP TIME     | MPH                 | DIFF         | TIME OF DAY |                     |
| 1 -                       | OUTLAP   | 67.4                     | 1:03.128      | 69.1               | 29.128        | 96.4         | 2:17.202            | 63.84        | 26.440      | 09:27:13.030        |
| 2 -                       | 38.897   | 77.9                     | 53.379        | 71.3               | 27.492        | 115.9        | 1:59.768            | 73.14        | 9.006       | 09:29:12.798        |
| 3 -                       | 37.349   | 81.9                     | 50.576        | 77.4               | 26.182        | 119.1        | 1:54.107 (3)        | 76.76        | 3.345       | 09:31:06.905        |
| 4 -                       | 35.052   | 84.0                     | 50.502        | 73.2               | 26.279        | 110.1        | 1:51.833 (2)        | 78.32        | 1.071       | 09:32:58.738        |
| 5 -                       | 35.170   | 84.2                     | <b>49.849</b> | <b>79.3</b>        | <b>25.743</b> | <b>120.4</b> | <b>1:50.762 (1)</b> | <b>79.08</b> |             | <b>09:34:49.500</b> |

| P18 121 5                 |               | Ian NUTHALL              |               | Alta F2            |               |              |                     |              |             |                     |
|---------------------------|---------------|--------------------------|---------------|--------------------|---------------|--------------|---------------------|--------------|-------------|---------------------|
| IDEAL LAP TIME : 1:50.859 |               | BEST LAP TIME : 1:50.859 |               | DIFFERENCE : 0.000 |               |              |                     |              |             |                     |
| LAP                       | SECTOR 1      | SECTOR 2                 |               | SECTOR 3           |               | LAP TIME     | MPH                 | DIFF         | TIME OF DAY |                     |
| 1 -                       | OUTLAP        | 58.1                     | 1:09.204      | 61.6               | 29.779        | 101.8        | 2:29.174            | 58.72        | 38.315      | 09:27:11.989        |
| 2 -                       | 38.084        | 70.6                     | 52.762        | 69.1               | 27.281        | 109.2        | 1:58.127            | 74.15        | 7.268       | 09:29:10.116        |
| 3 -                       | 36.102        | 87.7                     | 50.790        | <b>79.5</b>        | 26.898        | <b>110.1</b> | 1:53.790 (3)        | 76.98        | 2.931       | 09:31:03.906        |
| 4 -                       | <b>34.402</b> | <b>88.3</b>              | <b>49.927</b> | 76.0               | <b>26.530</b> | 109.4        | <b>1:50.859 (1)</b> | <b>79.01</b> |             | <b>09:32:54.765</b> |
| 5 -                       | 34.982        | 84.0                     | 50.996        | 74.9               | 26.985        | 109.2        | 1:52.963 (2)        | 77.54        | 2.104       | 09:34:47.728        |

| P19 18 7b                 |               | John CHISHOLM            |               | Lotus 18           |               |              |                     |              |             |                     |
|---------------------------|---------------|--------------------------|---------------|--------------------|---------------|--------------|---------------------|--------------|-------------|---------------------|
| IDEAL LAP TIME : 1:51.129 |               | BEST LAP TIME : 1:51.323 |               | DIFFERENCE : 0.194 |               |              |                     |              |             |                     |
| LAP                       | SECTOR 1      | SECTOR 2                 |               | SECTOR 3           |               | LAP TIME     | MPH                 | DIFF         | TIME OF DAY |                     |
| 1 -                       | OUTLAP        | 79.8                     | 58.087        | 62.3               | 28.682        | 100.7        | 2:09.454            | 67.66        | 18.131      | 09:27:13.779        |
| 2 -                       | 38.776        | 74.5                     | 54.956        | 68.4               | 28.631        | 107.0        | 2:02.363            | 71.58        | 11.040      | 09:29:16.142        |
| 3 -                       | 37.452        | 74.9                     | 54.355        | 73.4               | 27.622        | 103.8        | 1:59.429 (3)        | 73.34        | 8.106       | 09:31:15.571        |
| 4 -                       | 36.257        | 86.7                     | 52.970        | 70.4               | IN PIT        |              | 17:14.242 P         | 8.46         | 15:22.919   | 09:48:29.813        |
| 5 -                       | OUTLAP        | 75.7                     | 58.706        | 66.9               | 27.093        | 113.1        | 2:06.014            | 69.51        | 14.691      | 09:50:35.827        |
| 6 -                       | 35.744        | 73.9                     | 53.749        | 74.9               | <b>25.459</b> | <b>117.7</b> | 1:54.952 (2)        | 76.20        | 3.629       | 09:52:30.779        |
| 7 -                       | <b>34.390</b> | <b>88.1</b>              | <b>51.280</b> | <b>76.7</b>        | 25.653        | 116.3        | <b>1:51.323 (1)</b> | <b>78.68</b> |             | <b>09:54:22.102</b> |

| P20 122 6                 |               | Steve HART               |               | Maserati 250F CM7  |               |              |                     |              |             |                     |
|---------------------------|---------------|--------------------------|---------------|--------------------|---------------|--------------|---------------------|--------------|-------------|---------------------|
| IDEAL LAP TIME : 1:51.232 |               | BEST LAP TIME : 1:51.483 |               | DIFFERENCE : 0.251 |               |              |                     |              |             |                     |
| LAP                       | SECTOR 1      | SECTOR 2                 |               | SECTOR 3           |               | LAP TIME     | MPH                 | DIFF         | TIME OF DAY |                     |
| 1 -                       | OUTLAP        | 73.8                     | 53.004        | 64.7               | 27.472        | 110.9        | 2:07.073            | 68.93        | 15.590      | 09:26:45.075        |
| 2 -                       | 36.223        | 79.5                     | 50.529        | 65.2               | 26.423        | 116.5        | 1:53.175            | 77.40        | 1.692       | 09:28:38.250        |
| 3 -                       | 35.541        | 83.4                     | <b>50.204</b> | 67.8               | 27.463        | 114.1        | 1:53.208            | 77.37        | 1.725       | 09:30:31.458        |
| 4 -                       | 35.726        | 84.9                     | 50.467        | 68.1               | 26.395        | 117.3        | 1:52.588 (2)        | 77.80        | 1.105       | 09:32:24.046        |
| 5 -                       | <b>35.293</b> | 78.0                     | 51.045        | 64.9               | 26.469        | 114.1        | 1:52.807 (3)        | 77.65        | 1.324       | 09:34:16.853        |
| 6 -                       | 36.256        | 79.4                     | 59.563        | 65.3               | 28.460        | <b>134.4</b> | 2:04.279            | 70.48        | 12.796      | 09:36:21.132        |
| 7 -                       | 40.227        | 64.2                     | 1:04.048      | 53.5               | IN PIT        |              | 13:22.393 P         | 10.91        | 11:30.910   | 09:49:43.525        |
| 8 -                       | OUTLAP        | 78.7                     | 51.734        | 68.6               | 26.138        | 116.1        | 1:58.117            | 74.16        | 6.634       | 09:51:41.642        |
| 9 -                       | 35.337        | <b>86.8</b>              | 50.411        | <b>70.2</b>        | <b>25.735</b> | 119.6        | <b>1:51.483 (1)</b> | <b>78.57</b> |             | <b>09:53:33.125</b> |

| P21 2 8                   |          | Rod JOLLEY               |               | Lister Jaguar      |               |              |                     |              |             |                     |
|---------------------------|----------|--------------------------|---------------|--------------------|---------------|--------------|---------------------|--------------|-------------|---------------------|
| IDEAL LAP TIME : 1:51.031 |          | BEST LAP TIME : 1:52.097 |               | DIFFERENCE : 1.066 |               |              |                     |              |             |                     |
| LAP                       | SECTOR 1 | SECTOR 2                 |               | SECTOR 3           |               | LAP TIME     | MPH                 | DIFF         | TIME OF DAY |                     |
| 1 -                       | OUTLAP   | 63.1                     | 58.642        | 60.9               | 28.482        | 111.2        | 2:15.218            | 64.78        | 23.121      | 09:26:52.161        |
| 2 -                       | 36.729   | 82.0                     | 50.741        | <b>71.1</b>        | 26.086        | 120.4        | 1:53.556 (3)        | 77.14        | 1.459       | 09:28:45.717        |
| 3 -                       | 35.575   | 84.2                     | <b>50.414</b> | 69.0               | 26.108        | <b>122.9</b> | <b>1:52.097 (1)</b> | <b>78.14</b> |             | <b>09:30:37.814</b> |
| 4 -                       | 35.194   | <b>92.1</b>              | 51.685        | 62.7               | 27.255        | 121.7        | 1:54.134            | 76.75        | 2.037       | 09:32:31.948        |
| 5 -                       | 35.321   | 85.1                     | 51.454        | 70.9               | <b>25.654</b> | 122.4        | 1:52.429 (2)        | 77.91        | 0.332       | 09:34:24.377        |

| P22 111                   |          | Nick TAYLOR              |        | Elva 100           |        |          |          |       |             |              |
|---------------------------|----------|--------------------------|--------|--------------------|--------|----------|----------|-------|-------------|--------------|
| IDEAL LAP TIME : 1:52.166 |          | BEST LAP TIME : 1:53.386 |        | DIFFERENCE : 1.220 |        |          |          |       |             |              |
| LAP                       | SECTOR 1 | SECTOR 2                 |        | SECTOR 3           |        | LAP TIME | MPH      | DIFF  | TIME OF DAY |              |
| 1 -                       | OUTLAP   | 63.1                     | 53.714 | 70.0               | 27.506 | 100.6    | 2:06.938 | 69.00 | 13.552      | 09:25:35.289 |



## Legends of Brands Hatch Superprix

HGPCA Pre '61 &amp; Pre '66

## QUALIFYING - RACE 2 &amp; 6 - SECTOR ANALYSIS

SECTOR 1 = FL to I1, SECTOR 2 = I1 to I2, SECTOR 3 = I2 to FL, DIFF = Difference To Personal Best Lap, P = Crossed Finish Line in Pit Lane, D = Time Disallowed

|            |               |             |               |             |               |              |                     |              |       |                     |
|------------|---------------|-------------|---------------|-------------|---------------|--------------|---------------------|--------------|-------|---------------------|
| 2 -        | 36.086        | 85.2        | 52.730        | 71.3        | 27.709        | <b>104.0</b> | 1:56.525            | 75.17        | 3.139 | 09:27:31.814        |
| 3 -        | 35.459        | 86.0        | 52.280        | <b>75.0</b> | <b>26.931</b> | 103.0        | 1:54.670 (3)        | 76.39        | 1.284 | 09:29:26.484        |
| <b>4 -</b> | <b>34.874</b> | 85.8        | 51.068        | 66.6        | 27.444        | 103.4        | <b>1:53.386 (1)</b> | <b>77.25</b> |       | <b>09:31:19.870</b> |
| 5 -        | 35.732        | 82.9        | 52.789        | 69.9        | 27.470        | 103.2        | 1:55.991            | 75.52        | 2.605 | 09:33:15.861        |
| 6 -        | 35.225        | <b>86.2</b> | <b>50.361</b> | 74.4        | 28.117        | 101.9        | 1:53.703 (2)        | 77.04        | 0.317 | 09:35:09.564        |

**P23 8 9 Tony DITHERIDGE**

Cooper T45

IDEAL LAP TIME : 1:53.077

BEST LAP TIME : 1:53.412

DIFFERENCE : 0.335

| LAP | SECTOR 1 |      | SECTOR 2 |      | SECTOR 3 |       | LAP TIME     | MPH   | DIFF   | TIME OF DAY  |
|-----|----------|------|----------|------|----------|-------|--------------|-------|--------|--------------|
| 1 - | OUTLAP   | 63.1 | 57.565   | 68.0 | 29.118   | 103.5 | 2:12.178     | 66.27 | 18.766 | 09:26:33.302 |
| 2 - | 37.478   | 78.3 | 51.282   | 76.1 | 26.336   | 115.3 | 1:55.096 (3) | 76.10 | 1.684  | 09:28:28.398 |
| 3 - | 35.742   | 84.2 | 52.582   | 73.8 | 26.899   | 108.4 | 1:55.223     | 76.02 | 1.811  | 09:30:23.621 |
| 4 - | 36.077   | 84.9 | 51.015   | 75.0 | 26.320   | 113.3 | 1:53.412 (1) | 77.23 |        | 09:32:17.033 |
| 5 - | 36.378   | 84.0 | 51.213   | 75.7 | 27.476   | 109.4 | 1:55.067 (2) | 76.12 | 1.655  | 09:34:12.100 |

**P24 248 6 Klaus LEHR**

Maserati 250F CM5

IDEAL LAP TIME : 1:52.855

BEST LAP TIME : 1:53.442

DIFFERENCE : 0.587

| LAP | SECTOR 1 |      | SECTOR 2 |      | SECTOR 3 |       | LAP TIME     | MPH   | DIFF   | TIME OF DAY  |
|-----|----------|------|----------|------|----------|-------|--------------|-------|--------|--------------|
| 1 - | OUTLAP   | 64.6 | 1:05.055 | 61.3 | 29.819   | 98.1  | 2:22.868     | 61.31 | 29.426 | 09:27:12.762 |
| 2 - | 38.053   | 69.0 | 55.252   | 64.2 | 27.591   | 110.5 | 2:00.896     | 72.45 | 7.454  | 09:29:13.658 |
| 3 - | 37.230   | 75.0 | 53.842   | 71.3 | 26.352   | 115.9 | 1:57.424 (3) | 74.60 | 3.982  | 09:31:11.082 |
| 4 - | 35.517   | 85.5 | 51.554   | 72.7 | 26.371   | 116.3 | 1:53.442 (1) | 77.21 |        | 09:33:04.524 |
| 5 - | 35.049   | 85.5 | 51.454   | 78.4 | 27.565   | 113.3 | 1:54.068 (2) | 76.79 | 0.626  | 09:34:58.592 |

**P25 6 12 John EMERY**

Brabham BT4

IDEAL LAP TIME : 1:51.723

BEST LAP TIME : 1:53.644

DIFFERENCE : 1.921

| LAP        | SECTOR 1      |             | SECTOR 2      |             | SECTOR 3      |              | LAP TIME            | MPH          | DIFF   | TIME OF DAY         |
|------------|---------------|-------------|---------------|-------------|---------------|--------------|---------------------|--------------|--------|---------------------|
| 1 -        | OUTLAP        | 67.3        | 57.730        | 68.4        | 30.114        | 97.8         | 2:14.104            | 65.32        | 20.460 | 09:26:33.885        |
| 2 -        | 38.123        | 81.3        | 52.423        | 74.8        | 25.746        | 119.6        | 1:56.292            | 75.32        | 2.648  | 09:28:30.177        |
| 3 -        | <b>36.451</b> | 84.2        | 51.566        | 74.5        | 26.078        | 117.3        | 1:54.095 (2)        | 76.77        | 0.451  | 09:30:24.272        |
| <b>4 -</b> | 37.610        | 79.8        | 50.579        | 78.1        | <b>25.455</b> | <b>120.9</b> | <b>1:53.644 (1)</b> | <b>77.08</b> |        | <b>09:32:17.916</b> |
| 5 -        | 37.924        | 82.7        | <b>49.817</b> | <b>78.3</b> | 27.511        | 92.0         | 1:55.252 (3)        | 76.00        | 1.608  | 09:34:13.168        |
| 6 -        | 36.864        | <b>84.9</b> | 1:02.312      | 58.4        | 27.591        | 115.9        | 2:06.767            | 69.10        | 13.123 | 09:36:19.935        |

**P26 133 5 Chris PHILLIPS**

Cooper Bristol Mk2

IDEAL LAP TIME : 1:54.349

BEST LAP TIME : 1:54.731

DIFFERENCE : 0.382

| LAP | SECTOR 1 |      | SECTOR 2 |      | SECTOR 3 |       | LAP TIME     | MPH   | DIFF   | TIME OF DAY  |
|-----|----------|------|----------|------|----------|-------|--------------|-------|--------|--------------|
| 1 - | OUTLAP   | 57.5 | 1:01.979 | 59.0 | 30.884   | 98.9  | 2:20.336     | 62.42 | 25.605 | 09:27:07.238 |
| 2 - | 41.226   | 78.3 | 53.805   | 71.4 | 28.382   | 104.6 | 2:03.413     | 70.97 | 8.682  | 09:29:10.651 |
| 3 - | 37.118   | 86.7 | 52.243   | 74.0 | 26.948   | 108.2 | 1:56.309 (3) | 75.31 | 1.578  | 09:31:06.960 |
| 4 - | 36.222   | 82.6 | 51.665   | 71.5 | 26.844   | 108.5 | 1:54.731 (1) | 76.35 |        | 09:33:01.691 |
| 5 - | 36.111   | 87.6 | 52.382   | 75.4 | 26.870   | 108.5 | 1:55.363 (2) | 75.93 | 0.632  | 09:34:57.054 |

**P27 119 5 Paul GRANT**

Cooper Bristol Mk2

IDEAL LAP TIME : 1:54.053

BEST LAP TIME : 1:55.013

DIFFERENCE : 0.960

| LAP | SECTOR 1 |      | SECTOR 2 |      | SECTOR 3 |       | LAP TIME     | MPH   | DIFF   | TIME OF DAY  |
|-----|----------|------|----------|------|----------|-------|--------------|-------|--------|--------------|
| 1 - | OUTLAP   | 74.8 | 56.060   | 64.5 | 29.676   | 100.1 | 2:09.618     | 67.58 | 14.605 | 09:26:28.121 |
| 2 - | 36.976   | 76.3 | 54.408   | 64.9 | 28.048   | 104.8 | 1:59.432     | 73.34 | 4.419  | 09:28:27.553 |
| 3 - | 36.165   | 80.1 | 53.651   | 69.8 | 27.201   | 104.8 | 1:57.017 (3) | 74.85 | 2.004  | 09:30:24.570 |
| 4 - | 36.633   | 80.6 | 52.628   | 71.5 | 27.086   | 103.4 | 1:56.347 (2) | 75.29 | 1.334  | 09:32:20.917 |
| 5 - | 36.090   | 80.8 | 51.698   | 75.2 | 27.225   | 104.3 | 1:55.013 (1) | 76.16 |        | 09:34:15.930 |
| 6 - | 35.269   | 82.3 | 1:00.819 | 61.6 | 29.123   | 105.5 | 2:05.211     | 69.96 | 10.198 | 09:36:21.141 |

**P28 14 12 Tom DE GRES**

Brabham BT14

IDEAL LAP TIME : 1:55.540

BEST LAP TIME : 1:55.540

DIFFERENCE : 0.000

| LAP | SECTOR 1 | SECTOR 2 | SECTOR 3 | LAP TIME | MPH | DIFF | TIME OF DAY |
|-----|----------|----------|----------|----------|-----|------|-------------|
|-----|----------|----------|----------|----------|-----|------|-------------|



## Legends of Brands Hatch Superprix

HGPCA Pre '61 &amp; Pre '66

## QUALIFYING - RACE 2 &amp; 6 - SECTOR ANALYSIS

SECTOR 1 = FL to I1, SECTOR 2 = I1 to I2, SECTOR 3 = I2 to FL, DIFF = Difference To Personal Best Lap, P = Crossed Finish Line in Pit Lane, D = Time Disallowed

|     |               |             |               |             |               |              |                     |              |        |                     |
|-----|---------------|-------------|---------------|-------------|---------------|--------------|---------------------|--------------|--------|---------------------|
| 1 - | OUTLAP        | 53.3        | 1:03.578      | 59.1        | 29.715        | 99.8         | 2:24.164            | 60.76        | 28.624 | 09:27:08.187        |
| 2 - | 39.136        | 79.1        | 54.212        | 67.8        | 27.974        | 100.1        | 2:01.322 (3)        | 72.20        | 5.782  | 09:29:09.509        |
| 3 - | 40.549        | 77.6        | 55.428        | 61.9        | 28.202        | 108.4        | 2:04.179            | 70.54        | 8.639  | 09:31:13.688        |
| 4 - | <b>36.312</b> | 85.7        | <b>51.948</b> | <b>72.1</b> | <b>27.280</b> | <b>109.1</b> | <b>1:55.540 (1)</b> | <b>75.81</b> |        | <b>09:33:09.228</b> |
| 5 - | 36.474        | <b>89.8</b> | 52.422        | 64.1        | 28.559        | 107.8        | 1:57.455 (2)        | 74.58        | 1.915  | 09:35:06.683        |

**P29 132 5 Guy PLANTE**

Cooper Bristol

IDEAL LAP TIME : 1:56.666

BEST LAP TIME : 1:56.985

DIFFERENCE : 0.319

| LAP        | SECTOR 1 |             | SECTOR 2      |             | SECTOR 3      |              | LAP TIME            | MPH          | DIFF   | TIME OF DAY         |
|------------|----------|-------------|---------------|-------------|---------------|--------------|---------------------|--------------|--------|---------------------|
| 1 -        | OUTLAP   | 80.6        | 55.279        | 74.0        | 29.524        | 94.9         | 2:10.093            | 67.33        | 13.108 | 09:27:28.880        |
| 2 -        | 37.829   | <b>86.2</b> | 54.341        | 72.2        | 28.310        | 101.3        | 2:00.480 <b>(3)</b> | 72.70        | 3.495  | 09:29:29.360        |
| 3 -        | 36.552   | 84.8        | 54.619        | 68.5        | 29.579        | 101.0        | 2:00.750            | 72.54        | 3.765  | 09:31:30.110        |
| 4 -        | 36.851   | 84.0        | 53.085        | 72.5        | 28.590        | 97.6         | 1:58.526 <b>(2)</b> | 73.90        | 1.541  | 09:33:28.636        |
| <b>5 -</b> | 36.478   | 83.4        | <b>52.877</b> | <b>75.5</b> | <b>27.630</b> | <b>101.6</b> | <b>1:56.985 (1)</b> | <b>74.88</b> |        | <b>09:35:25.621</b> |

**P30 116 7a Charles MCCABE**

BRM P25

IDEAL LAP TIME : 1:56.333

BEST LAP TIME : 1:57.281

DIFFERENCE : 0.948

| LAP | SECTOR 1 |      | SECTOR 2 |      | SECTOR 3 |       | LAP TIME     | MPH   | DIFF      | TIME OF DAY  |
|-----|----------|------|----------|------|----------|-------|--------------|-------|-----------|--------------|
| 1 - | OUTLAP   | 67.8 | 1:04.547 | 59.9 | 29.024   | 106.8 | 2:16.916     | 63.97 | 19.635    | 09:27:15.844 |
| 2 - | 38.294   | 78.2 | 56.653   | 64.1 | 27.989   | 107.2 | 2:02.936     | 71.25 | 5.655     | 09:29:18.780 |
| 3 - | 36.517   | 78.7 | 55.399   | 62.8 | 27.693   | 109.4 | 1:59.609 (3) | 73.23 | 2.328     | 09:31:18.389 |
| 4 - | 36.847   | 82.0 | 52.769   | 72.2 | 27.665   | 105.5 | 1:57.281 (1) | 74.69 |           | 09:33:15.670 |
| 5 - | 37.178   | 79.6 | 53.533   | 66.3 | 27.283   | 108.7 | 1:57.994 (2) | 74.23 | 0.713     | 09:35:13.664 |
| 6 - | 38.211   | 81.9 | 1:01.403 | 48.3 | IN PIT   |       | 13:25.469 P  | 10.87 | 11:28.188 | 09:48:39.133 |
| 7 - | OUTLAP   | 64.8 | 1:01.370 | 65.2 | 28.110   | 105.6 | 2:15.471     | 64.66 | 18.190    | 09:50:54.604 |
| 8 - | 37.634   | 80.0 | 59.042   | 66.8 | 27.600   | 105.3 | 2:04.276     | 70.48 | 6.995     | 09:52:58.880 |
| 9 - | 36.868   | 79.4 | 56.913   | 68.0 | 27.047   | 109.6 | 2:00.828     | 72.49 | 3.547     | 09:54:59.708 |

**P31 136 5 Erik STAES**

Cooper Bristol Mk2

IDEAL LAP TIME : 1:57.399

BEST LAP TIME : 1:57.399

DIFFERENCE : 0.000

| LAP | SECTOR 1 |      | SECTOR 2 |      | SECTOR 3 |       | LAP TIME     | MPH   | DIFF   | TIME OF DAY  |
|-----|----------|------|----------|------|----------|-------|--------------|-------|--------|--------------|
| 1 - | OUTLAP   | 55.7 | 1:03.281 | 58.5 | 29.940   | 100.0 | 2:21.073     | 62.09 | 23.674 | 09:27:09.285 |
| 2 - | 40.097   | 75.9 | 55.109   | 62.6 | 28.622   | 100.4 | 2:03.828 (3) | 70.74 | 6.429  | 09:29:13.113 |
| 3 - | 40.575   | 69.4 | 55.814   | 64.7 | 28.150   | 102.6 | 2:04.539     | 70.33 | 7.140  | 09:31:17.652 |
| 4 - | 39.178   | 73.1 | 53.386   | 67.5 | 27.752   | 104.3 | 2:00.316 (2) | 72.80 | 2.917  | 09:33:17.968 |
| 5 - | 37.135   | 76.0 | 52.513   | 66.7 | 27.751   | 104.6 | 1:57.399 (1) | 74.61 |        | 09:35:15.367 |

**P32 118 7a Malcolm COOK**

Connaught C8

IDEAL LAP TIME : 2:01.512

BEST LAP TIME : 2:01.512

DIFFERENCE : 0.000

| LAP | SECTOR 1      |      | SECTOR 2      |             | SECTOR 3      |              | LAP TIME            | MPH          | DIFF   | TIME OF DAY         |
|-----|---------------|------|---------------|-------------|---------------|--------------|---------------------|--------------|--------|---------------------|
| 1 - | OUTLAP        | 72.4 | 1:19.411      | 56.2        | 29.738        | <b>107.0</b> | 2:31.953            | 57.64        | 30.441 | 09:27:49.630        |
| 2 - | <b>38.665</b> | 75.4 | <b>53.883</b> | <b>73.4</b> | <b>28.964</b> | 88.3         | <b>2:01.512 (1)</b> | <b>72.09</b> |        | <b>09:29:51.142</b> |

**P33 40 7b Stephan JÖBSTL**

Cooper Maserati T51

IDEAL LAP TIME : 2:15.915

BEST LAP TIME : 2:16.966

DIFFERENCE : 1.051

| LAP | SECTOR 1      |      | SECTOR 2        |             | SECTOR 3      |             | LAP TIME            | MPH          | DIFF  | TIME OF DAY         |
|-----|---------------|------|-----------------|-------------|---------------|-------------|---------------------|--------------|-------|---------------------|
| 1 - | OUTLAP        | 64.1 | 1:05.270        | 58.1        | 32.824        | 96.9        | 2:22.496            | 61.47        | 5.530 | 09:25:56.890        |
| 2 - | <b>40.955</b> | 66.7 | 1:05.050        | 60.6        | 31.319        | <b>97.6</b> | 2:17.324 <b>(2)</b> | 63.78        | 0.358 | 09:28:14.214        |
| 3 - | 41.313        | 69.9 | 1:05.423        | 61.1        | 31.165        | 93.5        | 2:17.901 <b>(3)</b> | 63.52        | 0.935 | 09:30:32.115        |
| 4 - | 42.006        | 61.4 | <b>1:04.101</b> | <b>64.9</b> | <b>30.859</b> | 94.6        | <b>2:16.966 (1)</b> | <b>63.95</b> |       | <b>09:32:49.081</b> |
| 5 - | 41.024        | 64.9 | 1:06.729        | 54.5        | 32.070        | 92.0        | 2:19.823            | 62.64        | 2.857 | 09:35:08.904        |

**P34 29 10 Robert PULLEYN**

Lotus 18

IDEAL LAP TIME : 2:16.375

BEST LAP TIME : 2:19.072

DIFFERENCE : 2.697

| LAP | SECTOR 1 |      | SECTOR 2 |      | SECTOR 3 |      | LAP TIME | MPH   | DIFF   | TIME OF DAY  |
|-----|----------|------|----------|------|----------|------|----------|-------|--------|--------------|
| 1 - | OUTLAP   | 56.0 | 1:16.431 | 55.3 | 36.694   | 81.8 | 2:54.194 | 50.28 | 35.122 | 09:27:24.959 |



## Legends of Brands Hatch Superprix

HGPCA Pre '61 &amp; Pre '66

## QUALIFYING - RACE 2 &amp; 6 - SECTOR ANALYSIS

SECTOR 1 = FL to I1, SECTOR 2 = I1 to I2, SECTOR 3 = I2 to FL, DIFF = Difference To Personal Best Lap, P = Crossed Finish Line in Pit Lane, D = Time Disallowed

|     |               |             |                 |             |               |             |                     |              |           |                     |
|-----|---------------|-------------|-----------------|-------------|---------------|-------------|---------------------|--------------|-----------|---------------------|
| 2 - | 46.635        | 66.1        | 1:05.620        | 52.6        | 36.495        | 84.9        | 2:28.750            | 58.88        | 9.678     | 09:29:53.709        |
| 3 - | 42.815        | 71.3        | <b>1:03.034</b> | 55.2        | 33.223        | <b>91.5</b> | <b>2:19.072 (1)</b> | <b>62.98</b> |           | <b>09:32:12.781</b> |
| 4 - | 45.014        | 68.1        | 1:06.489        | 52.4        | 33.062        | 90.0        | 2:24.565 (3)        | 60.59        | 5.493     | 09:34:37.346        |
| 5 - | 41.680        | 73.3        | 1:06.246        | <b>62.5</b> | IN PIT        |             | 13:58.337 P         | 10.44        | 11:39.265 | 09:48:35.683        |
| 6 - | OUTLAP        | 66.4        | 1:13.087        | 56.5        | 33.591        | 88.4        | 2:35.648            | 56.27        | 16.576    | 09:51:11.331        |
| 7 - | <b>40.870</b> | <b>75.4</b> | 1:05.817        | 60.5        | <b>32.471</b> | 87.3        | 2:19.158 (2)        | 62.94        | 0.086     | 09:53:30.489        |

**P35 112 1****John GILLETT**

MG K3

IDEAL LAP TIME : 2:31.711

BEST LAP TIME : 2:31.711

DIFFERENCE : 0.000

| LAP | SECTOR 1 |      | SECTOR 2 |      | SECTOR 3 |      | LAP TIME     | MPH   | DIFF   | TIME OF DAY  |
|-----|----------|------|----------|------|----------|------|--------------|-------|--------|--------------|
| 1 - | OUTLAP   | 49.5 | 1:17.264 | 53.1 | 37.699   | 74.8 | 2:49.887     | 51.56 | 18.176 | 09:27:31.531 |
| 2 - | 46.273   | 68.0 | 1:12.621 | 57.4 | 36.411   | 82.7 | 2:35.305 (3) | 56.40 | 3.594  | 09:30:06.836 |
| 3 - | 45.575   | 68.7 | 1:10.680 | 52.2 | 35.456   | 84.4 | 2:31.711 (1) | 57.74 |        | 09:32:38.547 |
| 4 - | 45.930   | 69.3 | 1:11.755 | 49.5 | 36.410   | 82.3 | 2:34.095 (2) | 56.84 | 2.384  | 09:35:12.642 |





## Legends of Brands Hatch Superprix

HGPCA Pre '61 &amp; Pre '66

## QUALIFYING - RACE 2 &amp; 6 - BEST SECTORS

| SECTOR 1 |     |              |        | SECTOR 2 |              |          |     | SECTOR 3     |        |     |     | IDEAL / BEST COMPARISON |          |          |       |  |
|----------|-----|--------------|--------|----------|--------------|----------|-----|--------------|--------|-----|-----|-------------------------|----------|----------|-------|--|
| POS      | NO  | NAME         | TIME   | NO       | NAME         | TIME     | NO  | NAME         | TIME   | POS | NO  | NAME                    | IDEAL    | BEST     | DIFF  |  |
|          |     |              |        |          |              |          |     |              |        |     |     | PERFECT LAP             |          | 1:40.581 |       |  |
| 1        | 25  | MIDDLEHURST  | 32.160 | 25       | MIDDLEHURST  | 44.675   | 11  | FAIRLEY      | 23.746 | 1   | 25  |                         | 1:40.655 | 1:40.655 | 0.000 |  |
| 2        | 22  | HORSMAN      | 32.428 | 22       | HORSMAN      | 45.414   | 25  | MIDDLEHURST  | 23.820 | 2   | 22  |                         | 1:41.730 | 1:41.992 | 0.262 |  |
| 3        | 11  | FAIRLEY      | 32.691 | 3        | CANNELL      | 45.765   | 22  | HORSMAN      | 23.888 | 3   | 3   |                         | 1:42.704 | 1:42.950 | 0.246 |  |
| 4        | 12  | FRIEDRICHS   | 32.693 | 11       | FAIRLEY      | 46.403   | 3   | CANNELL      | 24.093 | 4   | 11  |                         | 1:42.840 | 1:42.935 | 0.095 |  |
| 5        | 3   | CANNELL      | 32.846 | 35       | TARLING      | 46.571   | 12  | FRIEDRICHS   | 24.230 | 5   | 12  |                         | 1:44.107 | 1:44.511 | 0.404 |  |
| 6        | 35  | TARLING      | 32.872 | 69       | TILLEY       | 46.897   | 7   | BLEES        | 24.496 | 6   | 35  |                         | 1:45.043 | 1:45.043 | 0.000 |  |
| 7        | 9   | DANIELL      | 32.984 | 12       | FRIEDRICHS   | 47.184   | 69  | TILLEY       | 24.627 | 7   | 9   |                         | 1:45.186 | 1:45.243 | 0.057 |  |
| 8        | 7   | BLEES        | 33.191 | 9        | DANIELL      | 47.193   | 9   | DANIELL      | 25.009 | 8   | 69  |                         | 1:45.630 | 1:45.937 | 0.307 |  |
| 9        | 37  | PERK         | 33.395 | 7        | BLEES        | 48.015   | 37  | PERK         | 25.115 | 9   | 7   |                         | 1:45.702 | 1:46.104 | 0.402 |  |
| 10       | 4   | THORNTON     | 33.571 | 4        | THORNTON     | 48.100   | 4   | THORNTON     | 25.249 | 10  | 37  |                         | 1:46.880 | 1:46.880 | 0.000 |  |
| 11       | 69  | TILLEY       | 34.106 | 37       | PERK         | 48.370   | 138 | WILSON       | 25.443 | 11  | 4   |                         | 1:46.920 | 1:48.046 | 1.126 |  |
| 12       | 47  | JOLLIFFE     | 34.150 | 47       | JOLLIFFE     | 48.896   | 6   | EMERY        | 25.455 | 12  | 47  |                         | 1:49.309 | 1:50.749 | 1.440 |  |
| 13       | 15  | MATZELBERGER | 34.270 | 138      | WILSON       | 49.434   | 18  | CHISHOLM     | 25.459 | 13  | 138 |                         | 1:49.610 | 1:49.622 | 0.012 |  |
| 14       | 18  | CHISHOLM     | 34.390 | 6        | EMERY        | 49.817   | 35  | TARLING      | 25.600 | 14  | 15  |                         | 1:50.180 | 1:50.180 | 0.000 |  |
| 15       | 121 | NUTHALL      | 34.402 | 173      | DARK         | 49.849   | 2   | JOLLEY       | 25.654 | 15  | 173 |                         | 1:50.456 | 1:50.762 | 0.306 |  |
| 16       | 138 | WILSON       | 34.733 | 121      | NUTHALL      | 49.927   | 122 | HART         | 25.735 | 16  | 121 |                         | 1:50.859 | 1:50.859 | 0.000 |  |
| 17       | 173 | DARK         | 34.864 | 15       | MATZELBERGER | 50.160   | 173 | DARK         | 25.743 | 17  | 2   |                         | 1:51.031 | 1:52.097 | 1.066 |  |
| 18       | 111 | TAYLOR       | 34.874 | 122      | HART         | 50.204   | 15  | MATZELBERGER | 25.750 | 18  | 18  |                         | 1:51.129 | 1:51.323 | 0.194 |  |
| 19       | 2   | JOLLEY       | 34.963 | 111      | TAYLOR       | 50.361   | 47  | JOLLIFFE     | 26.263 | 19  | 122 |                         | 1:51.232 | 1:51.483 | 0.251 |  |
| 20       | 248 | LEHR         | 35.049 | 2        | JOLLEY       | 50.414   | 8   | DITHERIDGE   | 26.320 | 20  | 6   |                         | 1:51.723 | 1:53.644 | 1.921 |  |
| 21       | 119 | GRANT        | 35.269 | 8        | DITHERIDGE   | 51.015   | 248 | LEHR         | 26.352 | 21  | 111 |                         | 1:52.166 | 1:53.386 | 1.220 |  |
| 22       | 122 | HART         | 35.293 | 18       | CHISHOLM     | 51.280   | 121 | NUTHALL      | 26.530 | 22  | 248 |                         | 1:52.855 | 1:53.442 | 0.587 |  |
| 23       | 8   | DITHERIDGE   | 35.742 | 248      | LEHR         | 51.454   | 133 | PHILLIPS     | 26.844 | 23  | 8   |                         | 1:53.077 | 1:53.412 | 0.335 |  |
| 24       | 133 | PHILLIPS     | 35.840 | 133      | PHILLIPS     | 51.665   | 111 | TAYLOR       | 26.931 | 24  | 119 |                         | 1:54.053 | 1:55.013 | 0.960 |  |
| 25       | 132 | PLANTE       | 36.159 | 119      | GRANT        | 51.698   | 116 | MCCABE       | 27.047 | 25  | 133 |                         | 1:54.349 | 1:54.731 | 0.382 |  |
| 26       | 14  | DE GRES      | 36.312 | 14       | DE GRES      | 51.948   | 119 | GRANT        | 27.086 | 26  | 14  |                         | 1:55.540 | 1:55.540 | 0.000 |  |
| 27       | 6   | EMERY        | 36.451 | 136      | STAES        | 52.513   | 14  | DE GRES      | 27.280 | 27  | 116 |                         | 1:56.333 | 1:57.281 | 0.948 |  |
| 28       | 116 | MCCABE       | 36.517 | 116      | MCCABE       | 52.769   | 132 | PLANTE       | 27.630 | 28  | 132 |                         | 1:56.666 | 1:56.985 | 0.319 |  |
| 29       | 136 | STAES        | 37.135 | 132      | PLANTE       | 52.877   | 136 | STAES        | 27.751 | 29  | 136 |                         | 1:57.399 | 1:57.399 | 0.000 |  |
| 30       | 118 | COOK         | 38.665 | 118      | COOK         | 53.883   | 118 | COOK         | 28.964 | 30  | 118 |                         | 2:01.512 | 2:01.512 | 0.000 |  |
| 31       | 29  | PULLEYN      | 40.870 | 49       | BEAUMONT     | 57.116   | 40  | JÖBSTL       | 30.859 | 31  | 40  |                         | 2:15.915 | 2:16.966 | 1.051 |  |
| 32       | 40  | JÖBSTL       | 40.955 | 29       | PULLEYN      | 1:03.034 | 29  | PULLEYN      | 32.471 | 32  | 29  |                         | 2:16.375 | 2:19.072 | 2.697 |  |
| 33       | 112 | GILLET       | 45.575 | 40       | JÖBSTL       | 1:04.101 | 112 | GILLET       | 35.456 | 33  | 112 |                         | 2:31.711 | 2:31.711 | 0.000 |  |
| 34       |     |              |        | 112      | GILLET       | 1:10.680 |     |              |        | 34  | 49  |                         |          | 1:46.798 |       |  |
| 35       |     |              |        |          |              |          |     |              |        | 35  | 91  |                         |          | 1:42.971 |       |  |



## Legends of Brands Hatch Superprix

HGPCA Pre '61 &amp; Pre '66

## QUALIFYING - RACE 2 &amp; 6 - BEST SPEEDS

| INTERMEDIATE 1 |     |              |       | INTERMEDIATE 2 |              |      |  | FINISH LINE |              |       |  |
|----------------|-----|--------------|-------|----------------|--------------|------|--|-------------|--------------|-------|--|
| POS            | NO  | NAME         | MPH   | NO             | NAME         | MPH  |  | NO          | NAME         | MPH   |  |
| 1              | 11  | FAIRLEY      | 105.5 | 11             | FAIRLEY      | 87.7 |  | 122         | HART         | 134.4 |  |
| 2              | 12  | FRIEDRICHS   | 101.5 | 22             | HORSMAN      | 83.1 |  | 22          | HORSMAN      | 130.3 |  |
| 3              | 25  | MIDDLEHURST  | 100.6 | 7              | BLEES        | 83.0 |  | 11          | FAIRLEY      | 129.5 |  |
| 4              | 22  | HORSMAN      | 100.3 | 25             | MIDDLEHURST  | 82.9 |  | 12          | FRIEDRICHS   | 127.0 |  |
| 5              | 7   | BLEES        | 97.3  | 35             | TARLING      | 82.0 |  | 15          | MATZELBERGER | 125.4 |  |
| 6              | 9   | DANIELL      | 94.1  | 3              | CANNELL      | 79.9 |  | 25          | MIDDLEHURST  | 124.0 |  |
| 7              | 35  | TARLING      | 93.9  | 37             | PERK         | 79.8 |  | 3           | CANNELL      | 123.8 |  |
| 8              | 3   | CANNELL      | 92.9  | 121            | NUTHALL      | 79.5 |  | 2           | JOLLEY       | 122.9 |  |
| 9              | 37  | PERK         | 92.4  | 173            | DARK         | 79.3 |  | 6           | EMERY        | 120.9 |  |
| 10             | 2   | JOLLEY       | 92.1  | 248            | LEHR         | 78.4 |  | 9           | DANIELL      | 120.6 |  |
| 11             | 4   | THORNTON     | 91.1  | 6              | EMERY        | 78.3 |  | 173         | DARK         | 120.4 |  |
| 12             | 14  | DE GRES      | 89.8  | 12             | FRIEDRICHS   | 78.0 |  | 69          | TILLEY       | 119.8 |  |
| 13             | 138 | WILSON       | 89.7  | 4              | THORNTON     | 77.9 |  | 7           | BLEES        | 118.7 |  |
| 14             | 173 | DARK         | 88.6  | 9              | DANIELL      | 77.6 |  | 18          | CHISHOLM     | 117.7 |  |
| 15             | 69  | TILLEY       | 88.4  | 18             | CHISHOLM     | 76.7 |  | 37          | PERK         | 116.5 |  |
| 16             | 47  | JOLLIFFE     | 88.4  | 15             | MATZELBERGER | 76.6 |  | 138         | WILSON       | 116.5 |  |
| 17             | 121 | NUTHALL      | 88.3  | 8              | DITHERIDGE   | 76.1 |  | 248         | LEHR         | 116.3 |  |
| 18             | 18  | CHISHOLM     | 88.1  | 69             | TILLEY       | 75.8 |  | 8           | DITHERIDGE   | 115.3 |  |
| 19             | 133 | PHILLIPS     | 87.6  | 132            | PLANTE       | 75.5 |  | 47          | JOLLIFFE     | 114.9 |  |
| 20             | 15  | MATZELBERGER | 87.4  | 133            | PHILLIPS     | 75.4 |  | 4           | THORNTON     | 114.1 |  |
| 21             | 122 | HART         | 86.8  | 119            | GRANT        | 75.2 |  | 35          | TARLING      | 111.1 |  |
| 22             | 111 | TAYLOR       | 86.2  | 111            | TAYLOR       | 75.0 |  | 121         | NUTHALL      | 110.1 |  |
| 23             | 132 | PLANTE       | 86.2  | 138            | WILSON       | 74.0 |  | 116         | MCCABE       | 109.6 |  |
| 24             | 248 | LEHR         | 85.5  | 118            | COOK         | 73.4 |  | 14          | DE GRES      | 109.1 |  |
| 25             | 8   | DITHERIDGE   | 84.9  | 47             | JOLLIFFE     | 73.2 |  | 133         | PHILLIPS     | 108.5 |  |
| 26             | 6   | EMERY        | 84.9  | 116            | MCCABE       | 72.2 |  | 118         | COOK         | 107.0 |  |
| 27             | 119 | GRANT        | 82.3  | 14             | DE GRES      | 72.1 |  | 119         | GRANT        | 105.5 |  |
| 28             | 116 | MCCABE       | 82.0  | 2              | JOLLEY       | 71.1 |  | 136         | STAES        | 104.6 |  |
| 29             | 118 | COOK         | 78.6  | 122            | HART         | 70.2 |  | 111         | TAYLOR       | 104.0 |  |
| 30             | 136 | STAES        | 77.8  | 49             | BEAUMONT     | 67.9 |  | 132         | PLANTE       | 101.6 |  |
| 31             | 29  | PULLEYN      | 75.4  | 136            | STAES        | 67.5 |  | 40          | JÖBSTL       | 97.6  |  |
| 32             | 40  | JÖBSTL       | 72.7  | 40             | JÖBSTL       | 64.9 |  | 29          | PULLEYN      | 91.5  |  |
| 33             | 112 | GILLET       | 69.3  | 29             | PULLEYN      | 62.5 |  | 112         | GILLET       | 84.4  |  |
| 34             | 49  | BEAUMONT     | 66.9  | 112            | GILLET       | 57.4 |  |             |              |       |  |
| 35             |     |              |       |                |              |      |  |             |              |       |  |



Sheet No:



## Legends of Brands Hatch Superprix

HGPCA Pre '61 & Pre '66

### QUALIFYING - RACE 2 & 6 - STATISTICS

**Competitors Started** 35  
**Planned Start** 2019-06-29 @ 09:25:00.000  
**Actual Start** 2019-06-29 @ 09:23:11.577  
**Finish Time** 2019-06-29 @ 09:53:16.086  
**Track Length** 2.4332mi.  
**Total Laps** 204  
**Total Distance Covered** 496.3910mi.

#### Session Fastest Lap History

| NO | CL | NAME             | LAP TIME | TIME OF DAY  | LAP | VEHICLE     |
|----|----|------------------|----------|--------------|-----|-------------|
| 22 | 12 | Peter HORSMAN    | 1:50.969 | 09:27:12.063 | 2   | Lotus 18/21 |
| 25 | 11 | Andy MIDDLEHURST | 1:46.931 | 09:27:15.813 | 2   | Lotus 25 R4 |
| 91 | 7b | Chris DRAKE      | 1:46.505 | 09:27:57.631 | 1   | Cooper T53  |
| 22 | 12 | Peter HORSMAN    | 1:42.674 | 09:28:54.760 | 3   | Lotus 18/21 |
| 22 | 12 | Peter HORSMAN    | 1:41.992 | 09:30:36.752 | 4   | Lotus 18/21 |
| 25 | 11 | Andy MIDDLEHURST | 1:40.655 | 09:30:42.075 | 4   | Lotus 25 R4 |

#### Flag History

| TYPE   | TIME OF DAY  |
|--------|--------------|
| GREEN  | 09:23:11.577 |
| RED    | 09:36:29.560 |
| GREEN  | 09:48:13.302 |
| FINISH | 09:53:16.086 |

#### Flag Statistics

| TYPE       | COUNT | TOTAL LAPS | TOTAL TIME |
|------------|-------|------------|------------|
| Green      | 2     | 10         | 20:15.841  |
| Red        | 1     | 0          | 11:43.742  |
| Safety Car | 0     | 0          | 0.000      |
| FCY        | 0     | 0          | 0.000      |

Weather / Track : Sunny / Dry

These results are provisional until the conclusion of any judicial and technical matters.

Brands Hatch GP

Circuit Length = 2.4332 miles

Start: 09:23 Flag 09:53 End: 09:55

Clerk Of Course : Julian Floyd

Timekeeper : Nick Palmer

Sheet No:



## Legends of Brands Hatch Superprix

HGPCA Pre '61 & Pre '66

### QUALIFYING - RACE 2 & 6 - STATISTICS

CLASS : 1

1 Starters

#### Fastest Lap History

| NO  | NAME         | LAP TIME | TIME OF DAY  | LAP | VEHICLE |
|-----|--------------|----------|--------------|-----|---------|
| 112 | John GILLETT | 2:35.305 | 09:30:06.846 | 2   | MG K3   |
| 112 | John GILLETT | 2:31.711 | 09:32:38.559 | 3   | MG K3   |

Weather / Track : Sunny / Dry

These results are provisional until the conclusion of any judicial and technical matters.

Brands Hatch GP

Circuit Length = 2.4332 miles

Start: 09:23 Flag 09:53 End: 09:55

Clerk Of Course : Julian Floyd

Timekeeper : Nick Palmer

Sheet No:



## Legends of Brands Hatch Superprix

HGPCA Pre '61 & Pre '66

### QUALIFYING - RACE 2 & 6 - STATISTICS

CLASS : 2

1 Starters

#### Fastest Lap History

| NO  | NAME     | LAP TIME | TIME OF DAY  | LAP | VEHICLE      |
|-----|----------|----------|--------------|-----|--------------|
| 173 | Tom DARK | 1:59.768 | 09:29:12.821 | 2   | Bugatti T73C |
| 173 | Tom DARK | 1:54.107 | 09:31:06.927 | 3   | Bugatti T73C |
| 173 | Tom DARK | 1:51.833 | 09:32:58.763 | 4   | Bugatti T73C |
| 173 | Tom DARK | 1:50.762 | 09:34:49.523 | 5   | Bugatti T73C |

Weather / Track : Sunny / Dry

These results are provisional until the conclusion of any judicial and technical matters.

Clerk Of Course : Julian Floyd

Brands Hatch GP

Circuit Length = 2.4332 miles

Start: 09:23 Flag 09:53 End: 09:55

Timekeeper : Nick Palmer

Sheet No:



## Legends of Brands Hatch Superprix

HGPCA Pre '61 & Pre '66

### QUALIFYING - RACE 2 & 6 - STATISTICS

CLASS : 6

2 Starters

#### Fastest Lap History

| NO  | NAME       | LAP TIME | TIME OF DAY  | LAP | VEHICLE           |
|-----|------------|----------|--------------|-----|-------------------|
| 122 | Steve HART | 1:53.175 | 09:28:38.318 | 2   | Maserati 250F CM7 |
| 122 | Steve HART | 1:52.588 | 09:32:24.113 | 4   | Maserati 250F CM7 |
| 122 | Steve HART | 1:51.483 | 09:53:33.193 | 9   | Maserati 250F CM7 |

Weather / Track : Sunny / Dry

These results are provisional until the conclusion of any judicial and technical matters.

Clerk Of Course : Julian Floyd

Brands Hatch GP

Circuit Length = 2.4332 miles

Start: 09:23 Flag 09:53 End: 09:55

Timekeeper : Nick Palmer

Sheet No:



## Legends of Brands Hatch Superprix

HGPCA Pre '61 & Pre '66

### QUALIFYING - RACE 2 & 6 - STATISTICS

CLASS : 7a

3 Starters

#### Fastest Lap History

| NO  | NAME           | LAP TIME | TIME OF DAY  | LAP | VEHICLE           |
|-----|----------------|----------|--------------|-----|-------------------|
| 138 | Richard WILSON | 1:58.542 | 09:28:16.027 | 2   | Ferrari Dino BR01 |
| 138 | Richard WILSON | 1:55.779 | 09:30:11.806 | 3   | Ferrari Dino BR01 |
| 138 | Richard WILSON | 1:53.877 | 09:32:05.681 | 4   | Ferrari Dino BR01 |
| 138 | Richard WILSON | 1:52.142 | 09:33:57.824 | 5   | Ferrari Dino BR01 |
| 138 | Richard WILSON | 1:49.622 | 09:54:29.081 | 10  | Ferrari Dino BR01 |

Weather / Track : Sunny / Dry

These results are provisional until the conclusion of any judicial and technical matters.

Brands Hatch GP

Circuit Length = 2.4332 miles

Start: 09:23 Flag 09:53 End: 09:55

Clerk Of Course : Julian Floyd

Timekeeper : Nick Palmer

Sheet No:



## Legends of Brands Hatch Superprix

HGPCA Pre '61 & Pre '66

### QUALIFYING - RACE 2 & 6 - STATISTICS

CLASS : 8

1 Starters

#### Fastest Lap History

| NO | NAME       | LAP TIME | TIME OF DAY  | LAP | VEHICLE       |
|----|------------|----------|--------------|-----|---------------|
| 2  | Rod JOLLEY | 1:53.556 | 09:28:45.768 | 2   | Lister Jaguar |
| 2  | Rod JOLLEY | 1:52.097 | 09:30:37.866 | 3   | Lister Jaguar |

Weather / Track : Sunny / Dry

These results are provisional until the conclusion of any judicial and technical matters.

Brands Hatch GP

Circuit Length = 2.4332 miles

Start: 09:23 Flag 09:53 End: 09:55

Clerk Of Course : Julian Floyd

Timekeeper : Nick Palmer

Sheet No:



## Legends of Brands Hatch Superprix

HGPCA Pre '61 & Pre '66

### QUALIFYING - RACE 2 & 6 - STATISTICS

CLASS : 7b

6 Starters

#### Fastest Lap History

| NO | NAME            | LAP TIME | TIME OF DAY  | LAP | VEHICLE    |
|----|-----------------|----------|--------------|-----|------------|
| 12 | Rudi FRIEDRICHS | 1:50.719 | 09:27:21.600 | 2   | Cooper T53 |
| 91 | Chris DRAKE     | 1:46.505 | 09:27:57.631 | 1   | Cooper T53 |
| 91 | Chris DRAKE     | 1:45.002 | 09:29:42.633 | 2   | Cooper T53 |
| 91 | Chris DRAKE     | 1:42.971 | 09:31:25.604 | 3   | Cooper T53 |

Weather / Track : Sunny / Dry

These results are provisional until the conclusion of any judicial and technical matters.

Brands Hatch GP

Circuit Length = 2.4332 miles

Start: 09:23 Flag 09:53 End: 09:55

Clerk Of Course : Julian Floyd

Timekeeper : Nick Palmer

Sheet No:



## Legends of Brands Hatch Superprix

HGPCA Pre '61 & Pre '66

### QUALIFYING - RACE 2 & 6 - STATISTICS

**CLASS : 9**

3 Starters

#### Fastest Lap History

| NO | NAME         | LAP TIME | TIME OF DAY  | LAP | VEHICLE    |
|----|--------------|----------|--------------|-----|------------|
| 9  | Mark DANIELL | 1:50.586 | 09:27:23.197 | 2   | Cooper T45 |
| 9  | Mark DANIELL | 1:48.856 | 09:31:02.792 | 4   | Cooper T45 |
| 9  | Mark DANIELL | 1:45.243 | 09:32:48.035 | 5   | Cooper T45 |

Weather / Track : Sunny / Dry

These results are provisional until the conclusion of any judicial and technical matters.

Clerk Of Course : Julian Floyd

Brands Hatch GP

Circuit Length = 2.4332 miles

Start: 09:23 Flag 09:53 End: 09:55

Timekeeper : Nick Palmer



Sheet No:



## Legends of Brands Hatch Superprix

HGPCA Pre '61 & Pre '66

### QUALIFYING - RACE 2 & 6 - STATISTICS

CLASS : 10

4 Starters

#### Fastest Lap History

| NO | NAME            | LAP TIME | TIME OF DAY  | LAP | VEHICLE  |
|----|-----------------|----------|--------------|-----|----------|
| 4  | Greg THORNTON   | 1:49.533 | 09:27:30.335 | 2   | LDS 03   |
| 35 | Richard TARLING | 1:48.448 | 09:29:17.232 | 2   | Assegai  |
| 4  | Greg THORNTON   | 1:48.046 | 09:29:18.380 | 3   | LDS 03   |
| 37 | Eddy PERK       | 1:47.911 | 09:33:32.981 | 5   | Heron F1 |
| 37 | Eddy PERK       | 1:46.880 | 09:35:19.860 | 6   | Heron F1 |
| 35 | Richard TARLING | 1:45.043 | 09:35:28.236 | 5   | Assegai  |

Weather / Track : Sunny / Dry

These results are provisional until the conclusion of any judicial and technical matters.

Clerk Of Course : Julian Floyd

Brands Hatch GP

Circuit Length = 2.4332 miles

Start: 09:23 Flag 09:53 End: 09:55

Timekeeper : Nick Palmer

Sheet No:



## Legends of Brands Hatch Superprix

HGPCA Pre '61 & Pre '66

### QUALIFYING - RACE 2 & 6 - STATISTICS

CLASS : 11

1 Starters

#### Fastest Lap History

| NO | NAME             | LAP TIME | TIME OF DAY  | LAP | VEHICLE     |
|----|------------------|----------|--------------|-----|-------------|
| 25 | Andy MIDDLEHURST | 1:46.931 | 09:27:15.813 | 2   | Lotus 25 R4 |
| 25 | Andy MIDDLEHURST | 1:45.608 | 09:29:01.420 | 3   | Lotus 25 R4 |
| 25 | Andy MIDDLEHURST | 1:40.655 | 09:30:42.075 | 4   | Lotus 25 R4 |

Weather / Track : Sunny / Dry

These results are provisional until the conclusion of any judicial and technical matters.

Brands Hatch GP

Circuit Length = 2.4332 miles

Start: 09:23 Flag 09:53 End: 09:55

Clerk Of Course : Julian Floyd

Timekeeper : Nick Palmer

Sheet No:



## Legends of Brands Hatch Superprix

HGPCA Pre '61 & Pre '66

### QUALIFYING - RACE 2 & 6 - STATISTICS

CLASS : 12

7 Starters

#### Fastest Lap History

| NO | NAME          | LAP TIME | TIME OF DAY  | LAP | VEHICLE         |
|----|---------------|----------|--------------|-----|-----------------|
| 22 | Peter HORSMAN | 1:50.969 | 09:27:12.063 | 2   | Lotus 18/21     |
| 11 | Jon FAIRLEY   | 1:50.724 | 09:27:21.240 | 2   | Brabham BT11/19 |
| 22 | Peter HORSMAN | 1:42.674 | 09:28:54.760 | 3   | Lotus 18/21     |
| 22 | Peter HORSMAN | 1:41.992 | 09:30:36.752 | 4   | Lotus 18/21     |

Weather / Track : Sunny / Dry

These results are provisional until the conclusion of any judicial and technical matters.

Clerk Of Course : Julian Floyd

Brands Hatch GP

Circuit Length = 2.4332 miles

Start: 09:23 Flag 09:53 End: 09:55

Timekeeper : Nick Palmer

Sheet No:



## Legends of Brands Hatch Superprix

HGPCA Pre '61 & Pre '66

### QUALIFYING - RACE 2 & 6 - STATISTICS

CLASS : 5

5 Starters

#### Fastest Lap History

| NO  | NAME        | LAP TIME | TIME OF DAY  | LAP | VEHICLE            |
|-----|-------------|----------|--------------|-----|--------------------|
| 119 | Paul GRANT  | 1:59.432 | 09:28:27.564 | 2   | Cooper Bristol Mk2 |
| 121 | Ian NUTHALL | 1:58.127 | 09:29:10.135 | 2   | Alta F2            |
| 119 | Paul GRANT  | 1:57.017 | 09:30:24.581 | 3   | Cooper Bristol Mk2 |
| 121 | Ian NUTHALL | 1:53.790 | 09:31:03.924 | 3   | Alta F2            |
| 121 | Ian NUTHALL | 1:50.859 | 09:32:54.783 | 4   | Alta F2            |

Weather / Track : Sunny / Dry

These results are provisional until the conclusion of any judicial and technical matters.

Brands Hatch GP

Circuit Length = 2.4332 miles

Start: 09:23 Flag 09:53 End: 09:55

Clerk Of Course : Julian Floyd

Timekeeper : Nick Palmer

Sheet No:



## Legends of Brands Hatch Superprix

HGPCA Pre '66

### RACE 6 - GRID (20 minutes)

|        |    |          |                               |    |                                       |
|--------|----|----------|-------------------------------|----|---------------------------------------|
| ROW 13 | 25 | 2:19.072 | <b>29</b> Robert PULLEYN      | 26 | <b>24</b> Ingo STROLZ                 |
| ROW 12 | 23 | 1:55.540 | <b>14</b> Tom DE GRES         | 24 | 2:16.966<br><b>40</b> Stephan JÖBSTL  |
| ROW 11 | 21 | 1:53.412 | <b>8</b> Tony DITHERIDGE      | 22 | 1:53.644<br><b>6</b> John EMERY       |
| ROW 10 | 19 | 1:51.323 | <b>18</b> John CHISHOLM       | 20 | 1:51.921<br><b>30</b> Guy PLANTE      |
| ROW 9  | 17 | 1:50.180 | <b>15</b> Thomas MATZELBERGER | 18 | 1:50.749<br><b>47</b> Brian JOLLIFFE  |
| ROW 8  | 15 | 1:46.880 | <b>37</b> Eddy PERK           | 16 | 1:48.046<br><b>4</b> Greg THORNTON    |
| ROW 7  | 13 | 1:46.104 | <b>7</b> Max BLEES            | 14 | 1:46.798<br><b>49</b> Andrew BEAUMONT |
| ROW 6  | 11 | 1:45.477 | <b>34</b> Richard WILSON      | 12 | 1:45.937<br><b>69</b> Benn TILLEY     |
| ROW 5  | 9  | 1:45.114 | <b>2</b> Rod JOLLEY           | 10 | 1:45.243<br><b>9</b> Mark DANIELL     |
| ROW 4  | 7  | 1:44.511 | <b>12</b> Rudi FRIEDRICHS     | 8  | 1:45.043<br><b>35</b> Richard TARLING |
| ROW 3  | 5  | 1:42.950 | <b>3</b> Barry CANNELL        | 6  | 1:42.971<br><b>91</b> Chris DRAKE     |
| ROW 2  | 3  | 1:42.444 | <b>10</b> Tom DARK            | 4  | 1:42.935<br><b>11</b> Jon FAIRLEY     |
| ROW 1  | 1  | 1:40.655 | <b>25</b> Andy MIDDLEHURST    | 2  | 1:41.992<br><b>22</b> Peter HORSMAN   |
| Pole   |    |          |                               |    |                                       |
|        |    |          |                               |    |                                       |

Brands Hatch GP  
Circuit Length = 2.4332 miles

These results are provisional until the conclusion of any judicial and technical matters.

Clerk Of Course :

Timekeeper : Nick Palmer

Sheet No:



# Legends of Brands Hatch Superprix

HGPCA Pre '66

## RACE 6 - CLASSIFICATION

| POS | NO  | CL | PIC NAME              | ENTRY               | LAPS | TIME      | GAP      | DIFF   | MPH   | BEST     | ON |
|-----|-----|----|-----------------------|---------------------|------|-----------|----------|--------|-------|----------|----|
| 1   | 3   | 12 | 1 Barry CANNELL       | Brabham BT11A       | 11   | 19:00.365 |          |        | 84.49 | 1:42.018 | 8  |
| 2   | 12  | 7b | 1 Rudi FRIEDRICHS     | Cooper T53          | 11   | 19:06.321 | 5.956    | 5.956  | 84.05 | 1:42.511 | 8  |
| 3   | 10  | 7b | 2 Tom DARK            | Cooper T51          | 11   | 19:06.430 | 6.065    | 0.109  | 84.05 | 1:42.618 | 7  |
| 4   | 91  | 7b | 3 Chris DRAKE         | Cooper T53          | 11   | 19:06.796 | 6.431    | 0.366  | 84.02 | 1:42.447 | 10 |
| 5   | 49  | 12 | 2 Andrew BEAUMONT     | Lotus 18            | 11   | 19:22.241 | 21.876   | 15.445 | 82.90 | 1:43.024 | 4  |
| 6   | 9   | 9  | 1 Mark DANIELL        | Cooper T45          | 11   | 19:26.414 | 26.049   | 4.173  | 82.61 | 1:44.531 | 7  |
| 7   | 7   | 12 | 3 Max BLEES           | Brabham BT7A        | 11   | 19:27.623 | 27.258   | 1.209  | 82.52 | 1:43.734 | 9  |
| 8   | 2   | 7b | 4 Rod JOLLEY          | Cooper T45/51       | 11   | 19:29.030 | 28.665   | 1.407  | 82.42 | 1:44.516 | 4  |
| 9   | 69  | 7b | 5 Benn TILLEY         | Lotus 18            | 11   | 19:35.511 | 35.146   | 6.481  | 81.97 | 1:44.454 | 4  |
| 10  | 37  | 10 | 1 Eddy PERK           | Heron F1            | 11   | 19:55.184 | 54.819   | 19.673 | 80.62 | 1:45.111 | 9  |
| 11  | 4   | 10 | 2 Greg THORNTON       | LDS 03              | 11   | 19:55.253 | 54.888   | 0.069  | 80.61 | 1:45.617 | 9  |
| 12  | 35  | 10 | 3 Richard TARLING     | Assegai             | 11   | 20:04.572 | 1:04.207 | 9.319  | 79.99 | 1:46.838 | 7  |
| 13  | 18* | 7b | 6 John CHISHOLM       | Lotus 18            | 11   | 20:06.287 | 1:05.922 | 1.715  | 79.87 | 1:46.560 | 10 |
| 14  | 15  | 7b | 7 Thomas MATZELBERGER | Cooper T45/51       | 11   | 20:23.763 | 1:23.398 | 17.476 | 78.73 | 1:48.895 | 5  |
| 15  | 8   | 9  | 2 Tony DITHERIDGE     | Cooper T45          | 11   | 20:38.334 | 1:37.969 | 14.571 | 77.81 | 1:50.097 | 10 |
| 16  | 6   | 12 | 4 John EMERY          | Brabham BT4         | 10   | 19:01.913 | 1 Lap    | 1 Lap  | 76.71 | 1:50.953 | 10 |
| 17  | 30  | 9  | 3 Guy PLANTE          | Cooper T45          | 10   | 19:13.323 | 1 Lap    | 11.410 | 75.95 | 1:50.956 | 10 |
| 18  | 14  | 12 | 5 Tom DE GRES         | Brabham BT14        | 10   | 19:34.211 | 1 Lap    | 20.888 | 74.60 | 1:51.400 | 2  |
| 19  | 24  | 7b | 8 Ingo STROLZ         | Cooper T51          | 10   | 19:37.144 | 1 Lap    | 2.933  | 74.41 | 1:54.901 | 8  |
| 20  | 40  | 7b | 9 Stephan JÖBSTL      | Cooper Maserati T51 | 9    | 20:24.919 | 2 Laps   | 1 Lap  | 64.36 | 2:12.066 | 9  |

### NOT CLASSIFIED

|     |    |    |                  |                 |   |           |         |          |       |          |   |
|-----|----|----|------------------|-----------------|---|-----------|---------|----------|-------|----------|---|
| DNF | 25 | 11 | Andy MIDDLEHURST | Lotus 25 R4     | 5 | 8:43.622  | 6 Laps  | 4 Laps   | 83.64 | 1:42.709 | 2 |
| DNF | 11 | 12 | Jon FAIRLEY      | Brabham BT11/19 | 5 | 8:45.148  | 6 Laps  | 1.526    | 83.40 | 1:42.877 | 5 |
| DNF | 47 | 9  | Brian JOLLIFFE   | Cooper T45      | 5 | 10:27.476 | 6 Laps  | 1:42.328 | 69.80 | 1:52.946 | 2 |
| DNF | 34 | 7b | Richard WILSON   | Cooper T51      | 2 | 3:52.425  | 9 Laps  | 3 Laps   | 75.37 | 1:55.211 | 1 |
| DNF | 22 | 12 | Peter HORSMAN    | Lotus 18/21     | 1 | 1:48.008  | 10 Laps | 1 Lap    | 81.10 | 1:48.008 | 1 |
| DNF | 21 | 11 | Sam WILSON       | Lotus 24        | 0 |           |         |          |       |          |   |

### FASTEST LAP

|  |    |    |                  |               |    |          |  |           |  |            |  |
|--|----|----|------------------|---------------|----|----------|--|-----------|--|------------|--|
|  | 3  | 12 | Barry CANNELL    | Brabham BT11A | 8  | 1:42.018 |  | 85.86 mph |  | 138.18 kph |  |
|  | 91 | 7b | Chris DRAKE      | Cooper T53    | 10 | 1:42.447 |  | 85.50 mph |  | 137.60 kph |  |
|  | 25 | 11 | Andy MIDDLEHURST | Lotus 25 R4   | 2  | 1:42.709 |  | 85.28 mph |  | 137.25 kph |  |
|  | 9  | 9  | Mark DANIELL     | Cooper T45    | 7  | 1:44.531 |  | 83.80 mph |  | 134.86 kph |  |
|  | 37 | 10 | Eddy PERK        | Heron F1      | 9  | 1:45.111 |  | 83.33 mph |  | 134.12 kph |  |

\*Car 18 requires a working transponder - Regulation Q12.2.1 refers.  
A 30 second penalty will be applied if not working in the second race.

Brands Hatch GP

Circuit Length = 2.4332 miles

Start: 17:09 Flag 17:28 End: 17:30

Weather / Track : Sunny / Dry

These results are provisional until the conclusion of any judicial and technical matters.

Clerk Of Course : Julian Floyd

Timekeeper : Nick Palmer

# Legends of Brands Hatch Superprix

## HGPCA Pre '66

### RACE 6 - LAP CHART

| LAP 1 @ 17:11:04.701 |        |          | LAP 2 @ 17:12:47.410 |          |          | LAP 3 @ 17:14:30.489 |          |          | LAP 4 @ 17:16:13.957 |          |          | LAP 5 @ 17:18:01.409 |          |            |
|----------------------|--------|----------|----------------------|----------|----------|----------------------|----------|----------|----------------------|----------|----------|----------------------|----------|------------|
| NO                   | BEHIND | LAP TIME | NO                   | BEHIND   | LAP TIME | NO                   | BEHIND   | LAP TIME | NO                   | BEHIND   | LAP TIME | NO                   | BEHIND   | LAP TIME   |
| 25                   |        | 1:46.914 | 25                   |          | 1:42.709 | 25                   |          | 1:43.079 | 25                   |          | 1:43.468 | 25                   |          | 1:47.452   |
| 22                   | 1.094  | 1:48.008 | 12                   | 3.089    | 1:43.704 | 12                   | 3.760    | 1:43.750 | 12                   | 4.318    | 1:44.026 | 12                   | 0.044    | 1:43.178   |
| 12                   | 2.094  | 1:49.008 | 10                   | 3.575    | 1:43.525 | 10                   | 4.404    | 1:43.908 | 10                   | 4.446    | 1:43.510 | 10                   | 0.325    | 1:43.331   |
| 10                   | 2.759  | 1:49.673 | 91                   | 5.168    | 1:43.951 | 91                   | 5.642    | 1:43.553 | 91                   | 5.190    | 1:43.016 | 91                   | 0.775    | 1:43.037   |
| 91                   | 3.926  | 1:50.840 | 11                   | 6.324    | 1:44.602 | 11                   | 6.616    | 1:43.371 | 11                   | 6.101    | 1:42.953 | 11                   | 1.526    | 1:42.877   |
| 11                   | 4.431  | 1:51.345 | 3                    | 6.822    | 1:44.429 | 3                    | 7.688    | 1:43.945 | 3                    | 6.386    | 1:42.166 | 3                    | 1.958    | 1:43.024   |
| 3                    | 5.102  | 1:52.016 | 9                    | 10.260   | 1:46.020 | 49                   | 11.857   | 1:44.568 | 49                   | 11.413   | 1:43.024 | 49                   | 7.700    | 1:43.739   |
| 9                    | 6.949  | 1:53.863 | 49                   | 10.368   | 1:44.444 | 9                    | 13.191   | 1:46.010 | 9                    | 14.622   | 1:44.899 | 9                    | 11.748   | 1:44.578   |
| 2                    | 7.991  | 1:54.905 | 2                    | 12.308   | 1:47.026 | 2                    | 14.109   | 1:44.880 | 2                    | 15.157   | 1:44.516 | 2                    | 12.578   | 1:44.873   |
| 34                   | 8.297  | 1:55.211 | 69                   | 13.973   | 1:47.367 | 69                   | 15.467   | 1:44.573 | 69                   | 16.453   | 1:44.454 | 69                   | 16.590   | 1:47.589   |
| 49                   | 8.633  | 1:55.547 | 7                    | 16.976   | 1:48.219 | 7                    | 19.838   | 1:45.941 | 7                    | 21.968   | 1:45.598 | 7                    | 19.127   | 1:44.611   |
| 69                   | 9.315  | 1:56.229 | 37                   | 17.150   | 1:48.906 | 37                   | 23.256   | 1:49.185 | 37                   | 28.731   | 1:48.943 | 40                   | 1 Lap    | 2:16.740   |
| 37                   | 10.953 | 1:57.867 | 4                    | 18.012   | 1:49.221 | 4                    | 23.478   | 1:48.545 | 4                    | 29.073   | 1:49.063 | 37                   | 30.420   | 1:49.141   |
| 35                   | 11.215 | 1:58.129 | 35                   | 18.979   | 1:50.473 | 35                   | 24.453   | 1:48.553 | 35                   | 29.513   | 1:48.528 | 4                    | 30.530   | 1:48.909   |
| 7                    | 11.466 | 1:58.380 | 15                   | 20.233   | 1:49.181 | 15                   | 27.451   | 1:50.297 | 15                   | 33.154   | 1:49.171 | 35                   | 31.101   | 1:49.040   |
| 4                    | 11.500 | 1:58.414 | 34                   | 22.802   | 1:57.214 | 18                   | 32.344   | 1:51.570 | 18                   | 37.953   | 1:49.077 | 15                   | 34.597   | 1:48.895   |
| 15                   | 13.761 | 2:00.675 | 18                   | 23.853   | 1:52.147 | 30                   | 34.287   | 1:52.326 | 30                   | 42.995   | 1:52.176 | 18                   | 38.365   | 1:47.864   |
| 47                   | 14.276 | 2:01.190 | 47                   | 24.513   | 1:52.946 | 8                    | 35.796   | 1:53.691 | 8                    | 43.229   | 1:50.901 | 8                    | 47.463   | 1:51.686   |
| 18                   | 14.415 | 2:01.329 | 30                   | 25.040   | 1:52.464 | 14                   | 39.128   | 1:55.338 | 14                   | 47.912   | 1:52.252 | 30                   | 47.751   | 1:52.208   |
| 30                   | 15.285 | 2:02.199 | 8                    | 25.184   | 1:52.378 | 47                   | 39.237   | 1:57.803 | 6                    | 50.363   | 1:54.527 | 14                   | 53.333   | 1:52.873   |
| 8                    | 15.515 | 2:02.429 | 14                   | 26.869   | 1:51.400 | 6                    | 39.304   | 1:55.214 | 47                   | 54.342   | 1:58.573 | 6                    | 54.305   | 1:51.394   |
| 14                   | 18.178 | 2:05.092 | 6                    | 27.169   | 1:51.452 | 24                   | 51.632   | 1:57.347 | 24                   | 1:05.602 | 1:57.438 | 24                   | 1:13.656 | 1:55.506   |
| 6                    | 18.426 | 2:05.340 | 24                   | 37.364   | 1:57.591 | 40                   | 1:37.364 | 2:14.948 |                      |          |          | 47                   | 1:43.854 | 2:36.964 P |
| 24                   | 22.482 | 2:09.396 | 40                   | 1:05.495 | 2:13.982 |                      |          |          |                      |          |          |                      |          |            |
| 40                   | 34.222 | 2:21.136 |                      |          |          |                      |          |          |                      |          |          |                      |          |            |

Weather / Track : Sunny / Dry

# Legends of Brands Hatch Superprix

HGPCA Pre '66

## RACE 6 - LAP CHART

| LAP 6 @ 17:19:45.836 |          |          | LAP 7 @ 17:21:29.031 |          |          | LAP 8 @ 17:23:11.542 |          |          | LAP 9 @ 17:24:53.818 |          |          | LAP 10 @ 17:26:35.968 |          |          |
|----------------------|----------|----------|----------------------|----------|----------|----------------------|----------|----------|----------------------|----------|----------|-----------------------|----------|----------|
| NO                   | BEHIND   | LAP TIME | NO                   | BEHIND   | LAP TIME | NO                   | BEHIND   | LAP TIME | NO                   | BEHIND   | LAP TIME | NO                    | BEHIND   | LAP TIME |
| 12                   |          | 1:44.383 | 12                   |          | 1:43.195 | 12                   |          | 1:42.511 | 3                    |          | 1:42.170 | 3                     |          | 1:42.150 |
| 91                   | 0.539    | 1:44.191 | 91                   | 0.520    | 1:43.176 | 3                    | 0.106    | 1:42.018 | 12                   | 1.691    | 1:43.967 | 12                    | 3.861    | 1:44.320 |
| 3                    | 0.650    | 1:43.119 | 3                    | 0.599    | 1:43.144 | 10                   | 1.809    | 1:43.301 | 10                   | 3.565    | 1:44.032 | 30                    | 1 Lap    | 1:52.161 |
| 10                   | 1.596    | 1:45.698 | 10                   | 1.019    | 1:42.618 | 91                   | 1.837    | 1:43.828 | 91                   | 4.785    | 1:45.224 | 10                    | 4.221    | 1:42.806 |
| 49                   | 7.433    | 1:44.160 | 49                   | 7.745    | 1:43.507 | 49                   | 9.824    | 1:44.590 | 24                   | 1 Lap    | 1:54.901 | 91                    | 5.082    | 1:42.447 |
| 9                    | 13.086   | 1:45.765 | 9                    | 14.422   | 1:44.531 | 9                    | 16.546   | 1:44.635 | 49                   | 12.996   | 1:45.448 | 14                    | 1 Lap    | 2:05.733 |
| 2                    | 13.942   | 1:45.791 | 2                    | 15.807   | 1:45.060 | 2                    | 19.094   | 1:45.798 | 9                    | 20.495   | 1:46.225 | 49                    | 16.043   | 1:45.197 |
| 69                   | 18.153   | 1:45.990 | 69                   | 19.697   | 1:44.739 | 7                    | 22.083   | 1:43.754 | 40                   | 2 Laps   | 2:16.214 | 24                    | 1 Lap    | 1:56.113 |
| 7                    | 19.876   | 1:45.176 | 7                    | 20.840   | 1:44.159 | 69                   | 22.538   | 1:45.352 | 2                    | 22.069   | 1:45.251 | 9                     | 23.319   | 1:44.974 |
| 37                   | 34.523   | 1:48.530 | 4                    | 38.188   | 1:46.679 | 4                    | 41.961   | 1:46.284 | 7                    | 23.541   | 1:43.734 | 2                     | 24.758   | 1:44.839 |
| 4                    | 34.704   | 1:48.601 | 37                   | 38.570   | 1:47.242 | 37                   | 42.986   | 1:46.927 | 69                   | 25.615   | 1:45.353 | 7                     | 25.300   | 1:43.909 |
| 35                   | 36.917   | 1:50.243 | 35                   | 40.560   | 1:46.838 | 35                   | 45.846   | 1:47.797 | 4                    | 45.302   | 1:45.617 | 69                    | 29.157   | 1:45.692 |
| 15                   | 40.770   | 1:50.600 | 18                   | 46.129   | 1:47.002 | 18                   | 51.169   | 1:47.551 | 37                   | 45.821   | 1:45.111 | 37                    | 50.635   | 1:46.964 |
| 18                   | 42.322   | 1:48.384 | 15                   | 48.369   | 1:50.794 | 15                   | 56.023   | 1:50.165 | 35                   | 50.474   | 1:46.904 | 4                     | 50.807   | 1:47.655 |
| 30                   | 55.535   | 1:52.211 | 30                   | 1:03.588 | 1:51.248 | 8                    | 1:13.816 | 1:52.616 | 18                   | 56.448   | 1:47.555 | 40                    | 2 Laps   | 2:15.042 |
| 8                    | 55.883   | 1:52.847 | 8                    | 1:03.711 | 1:51.023 | 6                    | 1:24.403 | 1:55.188 | 15                   | 1:05.001 | 1:51.254 | 35                    | 57.204   | 1:48.880 |
| 40                   | 1 Lap    | 2:19.024 | 6                    | 1:11.726 | 1:52.204 | 14                   | 1:28.372 | 1:58.445 | 8                    | 1:22.042 | 1:50.502 | 18                    | 1:00.858 | 1:46.560 |
| 14                   | 1:01.658 | 1:52.752 | 14                   | 1:12.438 | 1:53.975 | 30                   | 1:36.451 | 2:15.374 | 6                    | 1:34.929 | 1:52.802 | 15                    | 1:13.797 | 1:50.946 |
| 6                    | 1:02.717 | 1:52.839 | 40                   | 1 Lap    | 2:15.767 |                      |          |          |                      |          |          | 8                     | 1:29.989 | 1:50.097 |
| 24                   | 1:26.033 | 1:56.804 | 24                   | 1:38.200 | 1:55.362 |                      |          |          |                      |          |          |                       |          |          |

Weather / Track : Sunny / Dry

Results can be found at [www.tsl-timing.com](http://www.tsl-timing.com)

Page 2 of 3

Brands Hatch GP

Circuit Length = 2.4332 miles

Start: 17:09 Flag 17:28 End: 17:30

Printed - 17:32 Saturday, 29 June 2019



# Legends of Brands Hatch Superprix

## HGPCA Pre '66

### RACE 6 - LAP CHART

|               |                       |
|---------------|-----------------------|
| <b>LAP 11</b> | <b>@ 17:28:18.152</b> |
|---------------|-----------------------|

| NO | BEHIND   | LAP TIME |
|----|----------|----------|
| 3  |          | 1:42.184 |
| 6  | 1 Lap    | 1:50.953 |
| 12 | 5.956    | 1:44.279 |
| 10 | 6.065    | 1:44.028 |
| 91 | 6.431    | 1:43.533 |
| 30 | 1 Lap    | 1:50.956 |
| 49 | 21.876   | 1:48.017 |
| 9  | 26.049   | 1:44.914 |
| 7  | 27.258   | 1:44.142 |
| 2  | 28.665   | 1:46.091 |
| 14 | 1 Lap    | 2:06.351 |
| 69 | 35.146   | 1:48.173 |
| 24 | 1 Lap    | 1:56.686 |
| 37 | 54.819   | 1:46.368 |
| 4  | 54.888   | 1:46.265 |
| 35 | 1:04.207 | 1:49.187 |
| 18 | 1:05.922 | 1:47.248 |
| 15 | 1:23.398 | 1:51.785 |
| 40 | 2 Laps   | 2:12.066 |
| 8  | 1:37.969 | 1:50.164 |

## RACE 6 - BEST SECTORS

Brands Hatch GP  
Circuit Length = 2.4332 miles  
Start: 17:09 Flag 17:28 End: 17:30  
*Printed - 17:31 Saturday, 29 June 2019*

# Legends of Brands Hatch Superprix

## HGPCA Pre '66

### RACE 6 - BEST SPEEDS

| INTERMEDIATE 1 |    |              |       | INTERMEDIATE 2 |              |      | FINISH LINE |              |       |
|----------------|----|--------------|-------|----------------|--------------|------|-------------|--------------|-------|
| POS            | NO | NAME         | MPH   | NO             | NAME         | MPH  | NO          | NAME         | MPH   |
| 1              | 11 | FAIRLEY      | 103.4 | 2              | JOLLEY       | 86.2 | 49          | BEAUMONT     | 131.3 |
| 2              | 49 | BEAUMONT     | 102.6 | 7              | BLEES        | 86.0 | 10          | DARK         | 131.0 |
| 3              | 22 | HORSMAN      | 101.0 | 12             | FRIEDRICHS   | 84.9 | 11          | FAIRLEY      | 130.5 |
| 4              | 12 | FRIEDRICHS   | 100.9 | 3              | CANNELL      | 84.6 | 3           | CANNELL      | 129.3 |
| 5              | 3  | CANNELL      | 100.4 | 11             | FAIRLEY      | 84.3 | 12          | FRIEDRICHS   | 129.0 |
| 6              | 10 | DARK         | 100.3 | 49             | BEAUMONT     | 83.7 | 15          | MATZELBERGER | 128.5 |
| 7              | 91 | DRAKE        | 100.1 | 35             | TARLING      | 83.7 | 22          | HORSMAN      | 128.5 |
| 8              | 25 | MIDDLEHURST  | 98.5  | 30             | PLANTE       | 83.2 | 91          | DRAKE        | 127.0 |
| 9              | 7  | BLEES        | 98.3  | 37             | PERK         | 82.8 | 6           | EMERY        | 123.5 |
| 10             | 37 | PERK         | 97.9  | 22             | HORSMAN      | 82.6 | 25          | MIDDLEHURST  | 123.1 |
| 11             | 2  | JOLLEY       | 97.5  | 10             | DARK         | 82.5 | 9           | DANIELL      | 122.2 |
| 12             | 9  | DANIELL      | 96.9  | 9              | DANIELL      | 82.5 | 2           | JOLLEY       | 122.2 |
| 13             | 4  | THORNTON     | 94.3  | 25             | MIDDLEHURST  | 82.1 | 7           | BLEES        | 121.1 |
| 14             | 15 | MATZELBERGER | 93.4  | 69             | TILLEY       | 81.4 | 24          | STROLZ       | 121.1 |
| 15             | 69 | TILLEY       | 91.9  | 8              | DITHERIDGE   | 81.4 | 34          | WILSON       | 120.4 |
| 16             | 24 | STROLZ       | 91.8  | 91             | DRAKE        | 81.3 | 69          | TILLEY       | 119.4 |
| 17             | 30 | PLANTE       | 91.4  | 4              | THORNTON     | 80.6 | 37          | PERK         | 116.7 |
| 18             | 8  | DITHERIDGE   | 90.6  | 15             | MATZELBERGER | 80.2 | 8           | DITHERIDGE   | 116.1 |
| 19             | 35 | TARLING      | 90.1  | 6              | EMERY        | 79.6 | 4           | THORNTON     | 115.5 |
| 20             | 14 | DE GRES      | 89.4  | 14             | DE GRES      | 78.5 | 14          | DE GRES      | 113.3 |
| 21             | 34 | WILSON       | 89.4  | 34             | WILSON       | 77.4 | 30          | PLANTE       | 112.9 |
| 22             | 6  | EMERY        | 87.7  | 24             | STROLZ       | 76.6 | 47          | JOLLIFFE     | 112.7 |
| 23             | 47 | JOLLIFFE     | 86.8  | 47             | JOLLIFFE     | 74.0 | 35          | TARLING      | 109.6 |
| 24             | 40 | JÖBSTL       | 75.4  | 40             | JÖBSTL       | 66.3 | 40          | JÖBSTL       | 97.1  |
| 25             |    |              |       |                |              |      |             |              |       |
| 26             |    |              |       |                |              |      |             |              |       |

Weather / Track : Sunny / Dry

Results can be found at [www.tsl-timing.com](http://www.tsl-timing.com)

Brands Hatch GP  
Circuit Length = 2.4332 miles  
Start: 17:09 Flag 17:28 End: 17:30  
Printed - 17:31 Saturday, 29 June 2019

# Legends of Brands Hatch Superprix

## HGPCA Pre '66

### RACE 6 - STATISTICS

**Competitors Started** 25  
**Planned Start** 2019-06-29 @ 17:00:00.000  
**Actual Start** 2019-06-29 @ 17:09:17.786  
**Finish Time** 2019-06-29 @ 17:28:18.053  
**Track Length** 2.4332mi.  
**Total Laps** 232  
**Total Distance Covered** 564.5231mi.

#### Session Fastest Lap History

| NO | CL | NAME             | LAP TIME | TIME OF DAY  | LAP | VEHICLE       |
|----|----|------------------|----------|--------------|-----|---------------|
| 25 | 11 | Andy MIDDLEHURST | 1:46.914 | 17:11:04.718 | 1   | Lotus 25 R4   |
| 25 | 11 | Andy MIDDLEHURST | 1:42.709 | 17:12:47.428 | 2   | Lotus 25 R4   |
| 3  | 12 | Barry CANNELL    | 1:42.166 | 17:16:20.360 | 4   | Brabham BT11A |
| 3  | 12 | Barry CANNELL    | 1:42.018 | 17:23:11.648 | 8   | Brabham BT11A |

#### Session Leader History

| NO | CL | NAME             | FROM LAP | LAPS LED | DISTANCE    | VEHICLE       |
|----|----|------------------|----------|----------|-------------|---------------|
| 25 | 11 | Andy MIDDLEHURST | 1        | 5        | 12.16 miles | Lotus 25 R4   |
| 12 | 7b | Rudi FRIEDRICHS  | 6        | 3        | 7.29 miles  | Cooper T53    |
| 3  | 12 | Barry CANNELL    | 9        | 3        | 7.29 miles  | Brabham BT11A |

#### Flag History

| TYPE   | TIME OF DAY  |
|--------|--------------|
| GREEN  | 17:09:17.786 |
| FINISH | 17:28:18.053 |

#### Flag Statistics

| TYPE       | COUNT | TOTAL LAPS | TOTAL TIME |
|------------|-------|------------|------------|
| Green      | 1     | 11         | 20:48.929  |
| Red        | 0     | 0          | 0.000      |
| Safety Car | 0     | 0          | 0.000      |
| FCY        | 0     | 0          | 0.000      |

Weather / Track : Sunny / Dry

These results are provisional until the conclusion of any judicial and technical matters.

Brands Hatch GP

Circuit Length = 2.4332 miles

Start: 17:09 Flag 17:28 End: 17:30

Clerk Of Course : Julian Floyd

Timekeeper : Nick Palmer

# Legends of Brands Hatch Superprix

HGPCA Pre '66

## RACE 6 - STATISTICS

CLASS : 7b

10 Starters

### Fastest Lap History

| NO | NAME            | LAP TIME | TIME OF DAY  | LAP | VEHICLE    |
|----|-----------------|----------|--------------|-----|------------|
| 12 | Rudi FRIEDRICHS | 1:49.008 | 17:11:06.814 | 1   | Cooper T53 |
| 12 | Rudi FRIEDRICHS | 1:43.704 | 17:12:50.520 | 2   | Cooper T53 |
| 10 | Tom DARK        | 1:43.525 | 17:12:51.001 | 2   | Cooper T51 |
| 10 | Tom DARK        | 1:43.510 | 17:16:18.403 | 4   | Cooper T51 |
| 91 | Chris DRAKE     | 1:43.016 | 17:16:19.163 | 4   | Cooper T53 |
| 10 | Tom DARK        | 1:42.618 | 17:21:30.068 | 7   | Cooper T51 |
| 12 | Rudi FRIEDRICHS | 1:42.511 | 17:23:11.562 | 8   | Cooper T53 |
| 91 | Chris DRAKE     | 1:42.447 | 17:26:41.070 | 10  | Cooper T53 |

### Leader History

| NO | NAME            | FROM LAP | LAPS LED | DISTANCE    | VEHICLE    |
|----|-----------------|----------|----------|-------------|------------|
| 12 | Rudi FRIEDRICHS | 1        | 11       | 26.76 miles | Cooper T53 |

Weather / Track : Sunny / Dry

These results are provisional until the conclusion of any judicial and technical matters.

Clerk Of Course : Julian Floyd

Brands Hatch GP

Circuit Length = 2.4332 miles

Start: 17:09 Flag 17:28 End: 17:30

Timekeeper : Nick Palmer

# Legends of Brands Hatch Superprix

HGPCA Pre '66

## RACE 6 - STATISTICS

CLASS : 9

4 Starters

### Fastest Lap History

| NO | NAME         | LAP TIME | TIME OF DAY  | LAP | VEHICLE    |
|----|--------------|----------|--------------|-----|------------|
| 9  | Mark DANIELL | 1:53.863 | 17:11:11.664 | 1   | Cooper T45 |
| 9  | Mark DANIELL | 1:46.020 | 17:12:57.684 | 2   | Cooper T45 |
| 9  | Mark DANIELL | 1:46.010 | 17:14:43.693 | 3   | Cooper T45 |
| 9  | Mark DANIELL | 1:44.899 | 17:16:28.593 | 4   | Cooper T45 |
| 9  | Mark DANIELL | 1:44.578 | 17:18:13.171 | 5   | Cooper T45 |
| 9  | Mark DANIELL | 1:44.531 | 17:21:43.467 | 7   | Cooper T45 |

### Leader History

| NO | NAME         | FROM LAP | LAPS LED | DISTANCE    | VEHICLE    |
|----|--------------|----------|----------|-------------|------------|
| 9  | Mark DANIELL | 1        | 11       | 26.76 miles | Cooper T45 |

Weather / Track : Sunny / Dry

These results are provisional until the conclusion of any judicial and technical matters.

Clerk Of Course : Julian Floyd

Brands Hatch GP

Circuit Length = 2.4332 miles

Start: 17:09 Flag 17:28 End: 17:30

Timekeeper : Nick Palmer

# Legends of Brands Hatch Superprix

## HGPCA Pre '66

### RACE 6 - STATISTICS

CLASS : 10

3 Starters

#### Fastest Lap History

| NO | NAME            | LAP TIME | TIME OF DAY  | LAP | VEHICLE  |
|----|-----------------|----------|--------------|-----|----------|
| 37 | Eddy PERK       | 1:57.867 | 17:11:15.678 | 1   | Heron F1 |
| 37 | Eddy PERK       | 1:48.906 | 17:13:04.584 | 2   | Heron F1 |
| 4  | Greg THORNTON   | 1:48.545 | 17:14:53.981 | 3   | LDS 03   |
| 35 | Richard TARLING | 1:48.528 | 17:16:43.491 | 4   | Assegai  |
| 4  | Greg THORNTON   | 1:46.679 | 17:22:07.234 | 7   | LDS 03   |
| 4  | Greg THORNTON   | 1:46.284 | 17:23:53.519 | 8   | LDS 03   |
| 4  | Greg THORNTON   | 1:45.617 | 17:25:39.135 | 9   | LDS 03   |
| 37 | Eddy PERK       | 1:45.111 | 17:25:39.662 | 9   | Heron F1 |

#### Leader History

| NO | NAME          | FROM LAP | LAPS LED | DISTANCE    | VEHICLE  |
|----|---------------|----------|----------|-------------|----------|
| 37 | Eddy PERK     | 1        | 6        | 14.59 miles | Heron F1 |
| 4  | Greg THORNTON | 7        | 3        | 7.29 miles  | LDS 03   |
| 37 | Eddy PERK     | 10       | 2        | 4.86 miles  | Heron F1 |

Weather / Track : Sunny / Dry

These results are provisional until the conclusion of any judicial and technical matters.

Brands Hatch GP

Circuit Length = 2.4332 miles

Start: 17:09 Flag 17:28 End: 17:30

Clerk Of Course : Julian Floyd

Timekeeper : Nick Palmer

# Legends of Brands Hatch Superprix

HGPCA Pre '66

## RACE 6 - STATISTICS

CLASS : 11

1 Starters

### Fastest Lap History

| NO | NAME             | LAP TIME | TIME OF DAY  | LAP | VEHICLE     |
|----|------------------|----------|--------------|-----|-------------|
| 25 | Andy MIDDLEHURST | 1:46.914 | 17:11:04.718 | 1   | Lotus 25 R4 |
| 25 | Andy MIDDLEHURST | 1:42.709 | 17:12:47.428 | 2   | Lotus 25 R4 |

### Leader History

| NO | NAME             | FROM LAP | LAPS LED | DISTANCE    | VEHICLE     |
|----|------------------|----------|----------|-------------|-------------|
| 25 | Andy MIDDLEHURST | 1        | 5        | 12.16 miles | Lotus 25 R4 |

Weather / Track : Sunny / Dry

These results are provisional until the conclusion of any judicial and technical matters.

Brands Hatch GP

Circuit Length = 2.4332 miles

Start: 17:09 Flag 17:28 End: 17:30

Clerk Of Course : Julian Floyd

Timekeeper : Nick Palmer



# Legends of Brands Hatch Superprix

## HGPCA Pre '66

### RACE 6 - STATISTICS

CLASS : 12

7 Starters

#### Fastest Lap History

| NO | NAME          | LAP TIME | TIME OF DAY  | LAP | VEHICLE         |
|----|---------------|----------|--------------|-----|-----------------|
| 22 | Peter HORSMAN | 1:48.008 | 17:11:05.817 | 1   | Lotus 18/21     |
| 11 | Jon FAIRLEY   | 1:44.602 | 17:12:53.750 | 2   | Brabham BT11/19 |
| 3  | Barry CANNELL | 1:44.429 | 17:12:54.249 | 2   | Brabham BT11A   |
| 11 | Jon FAIRLEY   | 1:43.371 | 17:14:37.119 | 3   | Brabham BT11/19 |
| 11 | Jon FAIRLEY   | 1:42.953 | 17:16:20.074 | 4   | Brabham BT11/19 |
| 3  | Barry CANNELL | 1:42.166 | 17:16:20.360 | 4   | Brabham BT11A   |
| 3  | Barry CANNELL | 1:42.018 | 17:23:11.648 | 8   | Brabham BT11A   |

#### Leader History

| NO | NAME          | FROM LAP | LAPS LED | DISTANCE    | VEHICLE         |
|----|---------------|----------|----------|-------------|-----------------|
| 22 | Peter HORSMAN | 1        | 1        | 2.43 miles  | Lotus 18/21     |
| 11 | Jon FAIRLEY   | 2        | 4        | 9.73 miles  | Brabham BT11/19 |
| 3  | Barry CANNELL | 6        | 6        | 14.59 miles | Brabham BT11A   |

Weather / Track : Sunny / Dry

These results are provisional until the conclusion of any judicial and technical matters.

Brands Hatch GP

Circuit Length = 2.4332 miles

Start: 17:09 Flag 17:28 End: 17:30

Clerk Of Course : Julian Floyd

Timekeeper : Nick Palmer

Sheet No:



## Legends of Brands Hatch Superprix

HGPCA Pre '66

### RACE 11 - GRID (20 minutes)

|        |    |                               |    |                            |
|--------|----|-------------------------------|----|----------------------------|
| ROW 12 | 23 | <b>34</b> Richard WILSON      | 24 | <b>29</b> Robert PULLEYN   |
| ROW 11 | 21 | <b>11</b> Jon FAIRLEY         | 22 | <b>47</b> Brian JOLLIFFE   |
| ROW 10 | 19 | <b>40</b> Stephan JÖBSTL      | 20 | <b>25</b> Andy MIDDLEHURST |
| ROW 9  | 17 | <b>14</b> Tom DE GRES         | 18 | <b>24</b> Ingo STROLZ      |
| ROW 8  | 15 | <b>6</b> John EMERY           | 16 | <b>30</b> Guy PLANTE       |
| ROW 7  | 13 | <b>15</b> Thomas MATZELBERGER | 14 | <b>8</b> Tony DITHERIDGE   |
| ROW 6  | 11 | <b>4</b> Greg THORNTON        | 12 | <b>18</b> John CHISHOLM    |
| ROW 5  | 9  | <b>69</b> Benn TILLEY         | 10 | <b>37</b> Eddy PERK        |
| ROW 4  | 7  | <b>7</b> Max BLEES            | 8  | <b>2</b> Rod JOLLEY        |
| ROW 3  | 5  | <b>49</b> Andrew BEAUMONT     | 6  | <b>9</b> Mark DANIELL      |
| ROW 2  | 3  | <b>10</b> Tom DARK            | 4  | <b>91</b> Chris DRAKE      |
| ROW 1  | 1  | <b>3</b> Barry CANNELL        | 2  | <b>12</b> Rudi FRIEDRICHS  |
| Pole   |    |                               |    |                            |
|        |    |                               |    |                            |

Brands Hatch GP  
Circuit Length = 2.4332 miles

These results are provisional until the conclusion of any judicial and technical matters.

Clerk Of Course :

Timekeeper : Nick Palmer

Sheet No:



# Legends of Brands Hatch Superprix

HGPCA Pre '66

## RACE 11 - CLASSIFICATION

| POS | NO | CL | PIC | NAME                | ENTRY         | LAPS | TIME      | GAP      | DIFF   | MPH   | BEST     | ON |
|-----|----|----|-----|---------------------|---------------|------|-----------|----------|--------|-------|----------|----|
| 1   | 3  | 12 | 1   | Barry CANNELL       | Brabham BT11A | 12   | 20:28.244 |          |        | 85.58 | 1:40.325 | 9  |
| 2   | 49 | 12 | 2   | Andrew BEAUMONT     | Lotus 18      | 12   | 20:28.427 | 0.183    | 0.183  | 85.57 | 1:40.844 | 9  |
| 3   | 10 | 7b | 1   | Tom DARK            | Cooper T51    | 12   | 20:40.098 | 11.854   | 11.671 | 84.76 | 1:41.809 | 12 |
| 4   | 25 | 11 | 1   | Andy MIDDLEHURST    | Lotus 25 R4   | 12   | 20:40.568 | 12.324   | 0.470  | 84.73 | 1:41.587 | 4  |
| 5   | 2  | 7b | 2   | Rod JOLLEY          | Cooper T45/51 | 12   | 20:56.847 | 28.603   | 16.279 | 83.63 | 1:43.453 | 7  |
| 6   | 69 | 7b | 3   | Benn TILLEY         | Lotus 18      | 12   | 20:57.188 | 28.944   | 0.341  | 83.61 | 1:43.230 | 4  |
| 7   | 9  | 9  | 1   | Mark DANIELL        | Cooper T45    | 12   | 20:57.322 | 29.078   | 0.134  | 83.60 | 1:43.143 | 10 |
| 8   | 7  | 12 | 3   | Max BLEES           | Brabham BT7A  | 12   | 20:57.549 | 29.305   | 0.227  | 83.58 | 1:42.902 | 8  |
| 9   | 18 | 7b | 4   | John CHISHOLM       | Lotus 18      | 12   | 21:04.339 | 36.095   | 6.790  | 83.14 | 1:42.756 | 10 |
| 10  | 4  | 10 | 1   | Greg THORNTON       | LDS 03        | 12   | 21:17.333 | 49.089   | 12.994 | 82.29 | 1:44.083 | 9  |
| 11  | 12 | 7b | 5   | Rudi FRIEDRICH      | Cooper T53    | 12   | 21:50.985 | 1:22.741 | 33.652 | 80.18 | 1:43.542 | 11 |
| 12  | 15 | 7b | 6   | Thomas MATZELBERGER | Cooper T45/51 | 12   | 22:02.128 | 1:33.884 | 11.143 | 79.50 | 1:48.319 | 6  |
| 13  | 8  | 9  | 2   | Tony DITHERIDGE     | Cooper T45    | 11   | 20:31.353 | 1 Lap    | 1 Lap  | 78.25 | 1:49.896 | 7  |
| 14  | 47 | 9  | 3   | Brian JOLLIFFE      | Cooper T45    | 11   | 20:36.648 | 1 Lap    | 5.295  | 77.91 | 1:49.679 | 3  |
| 15  | 14 | 12 | 4   | Tom DE GRES         | Brabham BT14  | 11   | 20:36.984 | 1 Lap    | 0.336  | 77.89 | 1:49.709 | 3  |
| 16  | 29 | 10 | 2   | Robert PULLEYN      | Lotus 18      | 10   | 21:00.494 | 2 Laps   | 1 Lap  | 69.49 | 2:02.886 | 3  |
| 17  | 24 | 7b | 7   | Ingo STROLZ         | Cooper T51    | 9    | 21:26.034 | 3 Laps   | 1 Lap  | 61.30 | 1:55.257 | 4  |

### NOT CLASSIFIED

|     |    |    |  |                |                 |   |           |         |        |       |          |   |
|-----|----|----|--|----------------|-----------------|---|-----------|---------|--------|-------|----------|---|
| DNF | 91 | 7b |  | Chris DRAKE    | Cooper T53      | 7 | 12:03.342 | 5 Laps  | 2 Laps | 84.77 | 1:41.487 | 5 |
| DNF | 6  | 12 |  | John EMERY     | Brabham BT4     | 4 | 7:39.633  | 8 Laps  | 3 Laps | 76.23 | 1:50.214 | 4 |
| DNF | 34 | 7b |  | Richard WILSON | Cooper T51      | 3 | 5:37.985  | 9 Laps  | 1 Lap  | 77.75 | 1:48.524 | 2 |
| DNF | 37 | 10 |  | Eddy PERK      | Heron F1        | 3 | 5:39.507  | 9 Laps  | 1.522  | 77.40 | 1:50.898 | 2 |
| DNF | 11 | 12 |  | Jon FAIRLEY    | Brabham BT11/19 | 2 | 3:41.938  | 10 Laps | 1 Lap  | 78.93 | 1:45.304 | 2 |
| DNF | 30 | 9  |  | Guy PLANTE     | Cooper T45      | 1 | 1:59.861  | 11 Laps | 1 Lap  | 73.08 | 1:59.861 | 1 |

### FASTEST LAP

|  |    |    |  |                  |               |    |          |  |           |            |
|--|----|----|--|------------------|---------------|----|----------|--|-----------|------------|
|  | 3  | 12 |  | Barry CANNELL    | Brabham BT11A | 9  | 1:40.325 |  | 87.31 mph | 140.51 kph |
|  | 91 | 7b |  | Chris DRAKE      | Cooper T53    | 5  | 1:41.487 |  | 86.31 mph | 138.91 kph |
|  | 25 | 11 |  | Andy MIDDLEHURST | Lotus 25 R4   | 4  | 1:41.587 |  | 86.22 mph | 138.77 kph |
|  | 9  | 9  |  | Mark DANIELL     | Cooper T45    | 10 | 1:43.143 |  | 84.92 mph | 136.68 kph |
|  | 4  | 10 |  | Greg THORNTON    | LDS 03        | 9  | 1:44.083 |  | 84.16 mph | 135.44 kph |

Car 40 - non starter.

Weather / Track : Sunny / Dry

These results are provisional until the conclusion of any judicial and technical matters.

Brands Hatch GP

Circuit Length = 2.4332 miles

Start: 12:40 Flag 13:00 End: 13:02

Clerk Of Course : Julian Floyd

Timekeeper : Nick Palmer

# Legends of Brands Hatch Superprix

HGPCA Pre '66

## RACE 11 - LAP CHART

| LAP 1 @ 12:42:17.786 |        |          | LAP 2 @ 12:44:01.429 |        |          | LAP 3 @ 12:45:45.490 |          |          | LAP 4 @ 12:47:27.657 |          |            | LAP 5 @ 12:49:08.889 |        |          |
|----------------------|--------|----------|----------------------|--------|----------|----------------------|----------|----------|----------------------|----------|------------|----------------------|--------|----------|
| NO                   | BEHIND | LAP TIME | NO                   | BEHIND | LAP TIME | NO                   | BEHIND   | LAP TIME | NO                   | BEHIND   | LAP TIME   | NO                   | BEHIND | LAP TIME |
| 12                   |        | 1:46.963 | 3                    |        | 1:42.889 | 3                    |          | 1:44.061 | 3                    |          | 1:42.167   | 3                    |        | 1:41.232 |
| 3                    | 0.754  | 1:47.717 | 91                   | 2.664  | 1:44.352 | 91                   | 1.115    | 1:42.512 | 91                   | 0.634    | 1:41.686   | 91                   | 0.889  | 1:41.487 |
| 91                   | 1.955  | 1:48.918 | 49                   | 2.779  | 1:42.794 | 49                   | 1.552    | 1:42.834 | 49                   | 1.397    | 1:42.012   | 49                   | 1.463  | 1:41.298 |
| 10                   | 3.345  | 1:50.308 | 10                   | 3.325  | 1:43.623 | 10                   | 3.169    | 1:43.905 | 10                   | 3.623    | 1:42.621   | 10                   | 4.500  | 1:42.109 |
| 49                   | 3.628  | 1:50.591 | 9                    | 5.570  | 1:44.857 | 25                   | 4.904    | 1:43.191 | 25                   | 4.324    | 1:41.587   | 25                   | 5.122  | 1:42.030 |
| 9                    | 4.356  | 1:51.319 | 25                   | 5.774  | 1:43.352 | 9                    | 6.116    | 1:44.607 | 9                    | 8.615    | 1:44.666   | 9                    | 11.417 | 1:44.034 |
| 2                    | 5.426  | 1:52.389 | 2                    | 6.974  | 1:45.191 | 2                    | 6.726    | 1:43.813 | 2                    | 8.723    | 1:44.164   | 2                    | 11.725 | 1:44.234 |
| 7                    | 5.709  | 1:52.672 | 7                    | 8.559  | 1:46.493 | 7                    | 9.667    | 1:45.169 | 69                   | 11.024   | 1:43.230   | 69                   | 13.706 | 1:43.914 |
| 69                   | 5.896  | 1:52.859 | 69                   | 9.558  | 1:47.305 | 69                   | 9.961    | 1:44.464 | 7                    | 12.692   | 1:45.192   | 7                    | 15.840 | 1:44.380 |
| 25                   | 6.065  | 1:53.028 | 4                    | 10.218 | 1:46.501 | 4                    | 13.052   | 1:46.895 | 4                    | 15.878   | 1:44.993   | 18                   | 19.566 | 1:44.523 |
| 4                    | 7.360  | 1:54.323 | 18                   | 11.230 | 1:46.182 | 18                   | 13.953   | 1:46.784 | 18                   | 16.275   | 1:44.489   | 4                    | 20.507 | 1:45.861 |
| 37                   | 8.426  | 1:55.389 | 11                   | 11.332 | 1:45.304 | 15                   | 21.874   | 1:48.533 | 24                   | 2 Laps   | 5:18.210 P | 15                   | 37.952 | 1:49.888 |
| 18                   | 8.691  | 1:55.654 | 37                   | 15.681 | 1:50.898 | 34                   | 23.318   | 1:48.948 | 15                   | 29.296   | 1:49.589   | 8                    | 45.997 | 1:52.435 |
| 8                    | 9.566  | 1:56.529 | 15                   | 17.402 | 1:49.424 | 37                   | 24.840   | 1:53.220 | 8                    | 34.794   | 1:52.020   | 24                   | 2 Laps | 1:59.711 |
| 11                   | 9.671  | 1:56.634 | 8                    | 18.208 | 1:52.285 | 8                    | 24.941   | 1:50.794 | 47                   | 37.617   | 1:50.183   | 14                   | 48.411 | 1:51.623 |
| 15                   | 11.621 | 1:58.584 | 34                   | 18.431 | 1:48.524 | 47                   | 29.601   | 1:49.679 | 14                   | 38.020   | 1:50.105   | 47                   | 49.454 | 1:53.069 |
| 30                   | 12.898 | 1:59.861 | 47                   | 23.983 | 1:51.760 | 14                   | 30.082   | 1:49.709 | 6                    | 42.799   | 1:50.214   | 12                   | 59.016 | 1:45.138 |
| 34                   | 13.550 | 2:00.513 | 14                   | 24.434 | 1:50.087 | 6                    | 34.752   | 1:52.125 | 12                   | 55.110   | 1:43.616   |                      |        |          |
| 47                   | 15.866 | 2:02.829 | 6                    | 26.688 | 1:52.965 | 12                   | 53.661   | 1:43.798 | 29                   | 1:27.004 | 2:04.129   |                      |        |          |
| 6                    | 17.366 | 2:04.329 | 29                   | 46.217 | 2:04.780 | 29                   | 1:05.042 | 2:02.886 |                      |          |            |                      |        |          |
| 14                   | 17.990 | 2:04.953 | 12                   | 53.924 | 2:37.567 |                      |          |          |                      |          |            |                      |        |          |
| 24                   | 19.479 | 2:06.442 |                      |        |          |                      |          |          |                      |          |            |                      |        |          |
| 29                   | 25.080 | 2:12.043 |                      |        |          |                      |          |          |                      |          |            |                      |        |          |

Weather / Track : Sunny / Dry

Results can be found at [www.tsl-timing.com](http://www.tsl-timing.com)

Page 1 of 3

Brands Hatch GP  
Circuit Length = 2.4332 miles  
Start: 12:40 Flag 13:00 End: 13:02

Printed - 13:04 Sunday, 30 June 2019

# Legends of Brands Hatch Superprix

HGPCA Pre '66

## RACE 11 - LAP CHART

| LAP 6 @ 12:50:50.434 |          |          | LAP 7 @ 12:52:32.777 |          |          | LAP 8 @ 12:54:14.066 |          |          | LAP 9 @ 12:55:54.391 |          |          | LAP 10 @ 12:57:35.101 |          |          |
|----------------------|----------|----------|----------------------|----------|----------|----------------------|----------|----------|----------------------|----------|----------|-----------------------|----------|----------|
| NO                   | BEHIND   | LAP TIME | NO                   | BEHIND   | LAP TIME | NO                   | BEHIND   | LAP TIME | NO                   | BEHIND   | LAP TIME | NO                    | BEHIND   | LAP TIME |
| 3                    |          | 1:41.545 | 3                    |          | 1:42.343 | 3                    |          | 1:41.289 | 3                    |          | 1:40.325 | 3                     |          | 1:40.710 |
| 49                   | 1.214    | 1:41.296 | 49                   | 0.438    | 1:41.567 | 49                   | 0.398    | 1:41.249 | 49                   | 0.917    | 1:40.844 | 49                    | 1.226    | 1:41.019 |
| 91                   | 2.189    | 1:42.845 | 91                   | 1.388    | 1:41.542 | 10                   | 5.611    | 1:41.974 | 10                   | 8.087    | 1:42.801 | 10                    | 11.109   | 1:43.732 |
| 10                   | 5.205    | 1:42.250 | 10                   | 4.926    | 1:42.064 | 25                   | 6.129    | 1:41.977 | 25                   | 8.421    | 1:42.617 | 25                    | 11.390   | 1:43.679 |
| 25                   | 5.880    | 1:42.303 | 25                   | 5.441    | 1:41.904 | 9                    | 18.680   | 1:44.203 | 2                    | 21.976   | 1:43.468 | 24                    | 3 Laps   | 2:12.546 |
| 29                   | 1 Lap    | 2:06.803 | 9                    | 15.766   | 1:43.567 | 2                    | 18.833   | 1:44.139 | 9                    | 23.106   | 1:44.751 | 2                     | 25.039   | 1:43.773 |
| 9                    | 14.542   | 1:44.670 | 2                    | 15.983   | 1:43.453 | 69                   | 19.395   | 1:43.538 | 69                   | 23.126   | 1:44.056 | 9                     | 25.539   | 1:43.143 |
| 2                    | 14.873   | 1:44.693 | 69                   | 17.146   | 1:43.539 | 7                    | 20.257   | 1:42.902 | 7                    | 23.334   | 1:43.402 | 69                    | 25.993   | 1:43.577 |
| 69                   | 15.950   | 1:43.789 | 7                    | 18.644   | 1:43.263 | 18                   | 28.255   | 1:44.744 | 18                   | 31.511   | 1:43.581 | 7                     | 26.544   | 1:43.920 |
| 7                    | 17.724   | 1:43.429 | 18                   | 24.800   | 1:44.629 | 4                    | 28.986   | 1:44.616 | 4                    | 32.744   | 1:44.083 | 18                    | 33.557   | 1:42.756 |
| 18                   | 22.514   | 1:44.493 | 4                    | 25.659   | 1:44.508 | 15                   | 58.975   | 1:48.881 | 15                   | 1:08.374 | 1:49.724 | 4                     | 37.479   | 1:45.445 |
| 4                    | 23.494   | 1:44.532 | 29                   | 1 Lap    | 2:08.501 | 29                   | 1 Lap    | 2:04.074 | 12                   | 1:14.750 | 1:44.620 | 12                    | 1:17.638 | 1:43.598 |
| 15                   | 44.726   | 1:48.319 | 15                   | 51.383   | 1:49.000 | 12                   | 1:10.455 | 1:44.934 | 8                    | 1:23.287 | 1:50.963 | 15                    | 1:18.271 | 1:50.607 |
| 8                    | 54.472   | 1:50.020 | 8                    | 1:02.025 | 1:49.896 | 8                    | 1:12.649 | 1:51.913 | 29                   | 1 Lap    | 2:04.711 | 8                     | 1:33.913 | 1:51.336 |
| 24                   | 2 Laps   | 1:55.257 | 12                   | 1:06.810 | 1:46.987 | 47                   | 1:20.677 | 1:49.731 | 47                   | 1:30.685 | 1:50.333 | 47                    | 1:41.555 | 1:51.580 |
| 14                   | 1:00.349 | 1:53.483 | 14                   | 1:11.770 | 1:53.764 | 14                   | 1:21.126 | 1:50.645 | 14                   | 1:30.992 | 1:50.191 |                       |          |          |
| 47                   | 1:00.485 | 1:52.576 | 47                   | 1:12.235 | 1:54.093 | 24                   | 2 Laps   | 1:55.429 |                      |          |          |                       |          |          |
| 12                   | 1:02.166 | 1:44.695 | 24                   | 2 Laps   | 1:58.713 |                      |          |          |                      |          |          |                       |          |          |

Weather / Track : Sunny / Dry

# Legends of Brands Hatch Superprix

## HGPCA Pre '66

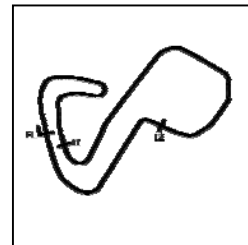
### RACE 11 - LAP CHART

| LAP 11 @ 12:59:16.685 |          |          | LAP 12 @ 13:00:59.067 |          |          |
|-----------------------|----------|----------|-----------------------|----------|----------|
| NO                    | BEHIND   | LAP TIME | NO                    | BEHIND   | LAP TIME |
| 3                     |          | 1:41.584 | 3                     |          | 1:42.382 |
| 14                    | 1 Lap    | 1:51.797 | 49                    | 0.183    | 1:41.435 |
| 49                    | 1.130    | 1:41.488 | 8                     | 1 Lap    | 1:53.162 |
| 29                    | 2 Laps   | 2:06.033 | 47                    | 1 Lap    | 1:50.815 |
| 10                    | 12.427   | 1:42.902 | 14                    | 1 Lap    | 1:50.627 |
| 25                    | 12.829   | 1:43.023 | 10                    | 11.854   | 1:41.809 |
| 2                     | 27.152   | 1:43.697 | 25                    | 12.324   | 1:41.877 |
| 9                     | 27.294   | 1:43.339 | 2                     | 28.603   | 1:43.833 |
| 69                    | 27.868   | 1:43.459 | 69                    | 28.944   | 1:43.458 |
| 7                     | 28.491   | 1:43.531 | 9                     | 29.078   | 1:44.166 |
| 18                    | 35.249   | 1:43.276 | 7                     | 29.305   | 1:43.196 |
| 24                    | 3 Laps   | 1:59.900 | 29                    | 2 Laps   | 2:06.534 |
| 4                     | 44.218   | 1:48.323 | 18                    | 36.095   | 1:43.228 |
| 12                    | 1:19.596 | 1:43.542 | 4                     | 49.089   | 1:47.253 |
| 15                    | 1:26.387 | 1:49.700 | 24                    | 3 Laps   | 1:59.826 |
|                       |          |          | 12                    | 1:22.741 | 1:45.527 |
|                       |          |          | 15                    | 1:33.884 | 1:49.879 |

# Legends of Brands Hatch Superprix

HGPCA Pre '66

## RACE 11 - SECTOR ANALYSIS



SECTOR 1 = FL to I1, SECTOR 2 = I1 to I2, SECTOR 3 = I2 to FL, DIFF = Difference To Personal Best Lap, P = Crossed Finish Line in Pit Lane, D = Time Disallowed

| P1                        |          | 3 12  |                          | Barry CANNELL |          | Brabham BT11A      |              |       |       |              |
|---------------------------|----------|-------|--------------------------|---------------|----------|--------------------|--------------|-------|-------|--------------|
| IDEAL LAP TIME : 1:40.258 |          |       | BEST LAP TIME : 1:40.325 |               |          | DIFFERENCE : 0.067 |              |       |       |              |
| LAP                       | SECTOR 1 |       | SECTOR 2                 |               | SECTOR 3 |                    | LAP TIME     | MPH   | DIFF  | TIME OF DAY  |
| 1 -                       |          | 87.1  | 46.006                   | 78.4          | 24.026   | 130.5              | 1:47.717     | 81.32 | 7.392 | 12:42:18.540 |
| 2 -                       | 32.654   | 84.3  | 46.011                   | 80.6          | 24.224   | 120.4              | 1:42.889     | 85.13 | 2.564 | 12:44:01.429 |
| 3 -                       | 33.659   | 93.4  | 46.444                   | 81.8          | 23.958   | 128.3              | 1:44.061     | 84.17 | 3.736 | 12:45:45.490 |
| 4 -                       | 32.453   | 92.8  | 45.768                   | 84.8          | 23.946   | 127.5              | 1:42.167     | 85.74 | 1.842 | 12:47:27.657 |
| 5 -                       | 32.273   | 96.4  | 45.326                   | 84.7          | 23.633   | 130.5              | 1:41.232 (3) | 86.53 | 0.907 | 12:49:08.889 |
| 6 -                       | 32.430   | 95.8  | 45.176                   | 82.6          | 23.939   | 115.9              | 1:41.545     | 86.26 | 1.220 | 12:50:50.434 |
| 7 -                       | 32.698   | 95.5  | 45.685                   | 82.7          | 23.960   | 122.4              | 1:42.343     | 85.59 | 2.018 | 12:52:32.777 |
| 8 -                       | 32.217   | 97.1  | 45.175                   | 85.2          | 23.897   | 124.7              | 1:41.289     | 86.48 | 0.964 | 12:54:14.066 |
| 9 -                       | 32.223   | 94.1  | 44.770                   | 85.0          | 23.332   | 130.8              | 1:40.325 (1) | 87.31 |       | 12:55:54.391 |
| 10 -                      | 32.599   | 99.4  | 44.840                   | 86.1          | 23.271   | 131.3              | 1:40.710 (2) | 86.98 | 0.385 | 12:57:35.101 |
| 11 -                      | 32.489   | 100.3 | 45.584                   | 84.2          | 23.511   | 129.3              | 1:41.584     | 86.23 | 1.259 | 12:59:16.685 |
| 12 -                      | 32.279   | 97.2  | 45.591                   | 74.2          | 24.512   | 130.3              | 1:42.382     | 85.56 | 2.057 | 13:00:59.067 |

| P2 49 12                  |          | Andrew BEAUMONT |                          |      |          | Lotus 18           |              |       |       |              |
|---------------------------|----------|-----------------|--------------------------|------|----------|--------------------|--------------|-------|-------|--------------|
| IDEAL LAP TIME : 1:40.390 |          |                 | BEST LAP TIME : 1:40.844 |      |          | DIFFERENCE : 0.454 |              |       |       |              |
| LAP                       | SECTOR 1 |                 | SECTOR 2                 |      | SECTOR 3 |                    | LAP TIME     | MPH   | DIFF  | TIME OF DAY  |
| 1 -                       |          | 95.7            | 47.530                   | 75.9 | 24.335   | 131.0              | 1:50.591     | 79.20 | 9.747 | 12:42:21.414 |
| 2 -                       | 33.123   | 91.1            | 45.675                   | 79.7 | 23.996   | 130.3              | 1:42.794     | 85.21 | 1.950 | 12:44:04.208 |
| 3 -                       | 33.422   | 98.5            | 45.701                   | 79.5 | 23.711   | 129.8              | 1:42.834     | 85.18 | 1.990 | 12:45:47.042 |
| 4 -                       | 32.874   | 93.2            | 45.362                   | 81.8 | 23.776   | 132.6              | 1:42.012     | 85.87 | 1.168 | 12:47:29.054 |
| 5 -                       | 32.330   | 93.2            | 45.395                   | 80.3 | 23.573   | 133.6              | 1:41.298     | 86.47 | 0.454 | 12:49:10.352 |
| 6 -                       | 32.494   | 94.3            | 45.165                   | 81.1 | 23.637   | 130.5              | 1:41.296     | 86.47 | 0.452 | 12:50:51.648 |
| 7 -                       | 32.764   | 98.5            | 45.352                   | 82.6 | 23.451   | 132.1              | 1:41.567     | 86.24 | 0.723 | 12:52:33.215 |
| 8 -                       | 32.752   | 95.0            | 44.952                   | 81.1 | 23.545   | 133.6              | 1:41.249 (3) | 86.51 | 0.405 | 12:54:14.464 |
| 9 -                       | 32.643   | 92.5            | 44.789                   | 84.8 | 23.412   | 132.6              | 1:40.844 (1) | 86.86 |       | 12:55:55.308 |
| 10 -                      | 32.609   | 93.2            | 44.917                   | 81.0 | 23.493   | 132.8              | 1:41.019 (2) | 86.71 | 0.175 | 12:57:36.327 |
| 11 -                      | 32.189   | 99.5            | 45.828                   | 84.3 | 23.471   | 132.3              | 1:41.488     | 86.31 | 0.644 | 12:59:17.815 |
| 12 -                      | 33.007   | 97.9            | 44.937                   | 76.7 | 23.491   | 133.9              | 1:41.435     | 86.35 | 0.591 | 13:00:59.250 |

| P3 10 7b                  |          | Tom DARK |          | Cooper T51               |          |                    |              |       |       |              |
|---------------------------|----------|----------|----------|--------------------------|----------|--------------------|--------------|-------|-------|--------------|
| IDEAL LAP TIME : 1:41.444 |          |          |          | BEST LAP TIME : 1:41.809 |          | DIFFERENCE : 0.365 |              |       |       |              |
| LAP                       | SECTOR 1 |          | SECTOR 2 |                          | SECTOR 3 |                    | LAP TIME     | MPH   | DIFF  | TIME OF DAY  |
| 1 -                       |          | 89.1     | 47.845   | 73.1                     | 24.310   | 131.0              | 1:50.308     | 79.41 | 8.499 | 12:42:21.131 |
| 2 -                       | 32.967   | 91.4     | 46.499   | 82.9                     | 24.157   | 130.8              | 1:43.623     | 84.53 | 1.814 | 12:44:04.754 |
| 3 -                       | 33.555   | 93.2     | 46.279   | 77.6                     | 24.071   | 130.0              | 1:43.905     | 84.30 | 2.096 | 12:45:48.659 |
| 4 -                       | 32.803   | 96.9     | 45.965   | 80.5                     | 23.853   | 131.3              | 1:42.621     | 85.36 | 0.812 | 12:47:31.280 |
| 5 -                       | 32.478   | 98.3     | 45.725   | 77.9                     | 23.906   | 131.0              | 1:42.109     | 85.78 | 0.300 | 12:49:13.389 |
| 6 -                       | 32.456   | 100.4    | 45.639   | 73.6                     | 24.155   | 131.3              | 1:42.250     | 85.67 | 0.441 | 12:50:55.639 |
| 7 -                       | 32.711   | 100.9    | 45.590   | 80.7                     | 23.763   | 130.8              | 1:42.064 (3) | 85.82 | 0.255 | 12:52:37.703 |
| 8 -                       | 32.401   | 97.9     | 45.747   | 82.8                     | 23.826   | 131.0              | 1:41.974 (2) | 85.90 | 0.165 | 12:54:19.677 |
| 9 -                       | 32.865   | 101.6    | 46.109   | 81.9                     | 23.827   | 130.5              | 1:42.801     | 85.21 | 0.992 | 12:56:02.478 |
| 10 -                      | 33.519   | 95.8     | 46.127   | 85.7                     | 24.086   | 130.5              | 1:43.732     | 84.44 | 1.923 | 12:57:46.210 |
| 11 -                      | 32.957   | 91.3     | 45.991   | 82.1                     | 23.954   | 131.3              | 1:42.902     | 85.12 | 1.093 | 12:59:29.112 |
| 12 -                      | 32.091   | 98.8     | 45.702   | 79.0                     | 24.016   | 127.3              | 1:41.809 (1) | 86.04 |       | 13:01:10.921 |

| P4 25 11                  |          | Andy MIDDLEHURST |                          | Lotus 25 R4 |          |                    |              |       |        |              |
|---------------------------|----------|------------------|--------------------------|-------------|----------|--------------------|--------------|-------|--------|--------------|
| IDEAL LAP TIME : 1:41.360 |          |                  | BEST LAP TIME : 1:41.587 |             |          | DIFFERENCE : 0.227 |              |       |        |              |
| LAP                       | SECTOR 1 |                  | SECTOR 2                 |             | SECTOR 3 |                    | LAP TIME     | MPH   | DIFF   | TIME OF DAY  |
| 1 -                       |          | 92.6             | 46.824                   | 82.5        | 24.447   | 125.9              | 1:53.028     | 77.50 | 11.441 | 12:42:23.851 |
| 2 -                       | 33.080   | 99.2             | 45.900                   | 79.0        | 24.372   | 126.1              | 1:43.352     | 84.75 | 1.765  | 12:44:07.203 |
| 3 -                       | 33.653   | 95.1             | 45.589                   | 82.1        | 23.949   | 124.5              | 1:43.191     | 84.88 | 1.604  | 12:45:50.394 |
| 4 -                       | 32.382   | 97.1             | 45.029                   | 78.0        | 24.176   | 125.9              | 1:41.587 (1) | 86.22 |        | 12:47:31.981 |
| 5 -                       | 32.478   | 97.5             | 45.323                   | 78.9        | 24.229   | 124.7              | 1:42.030     | 85.85 | 0.443  | 12:49:14.011 |
| 6 -                       | 32.492   | 97.9             | 45.363                   | 73.9        | 24.448   | 125.6              | 1:42.303     | 85.62 | 0.716  | 12:50:56.314 |
| 7 -                       | 32.786   | 100.3            | 45.098                   | 78.9        | 24.020   | 126.1              | 1:41.904 (3) | 85.96 | 0.317  | 12:52:38.218 |
| 8 -                       | 32.809   | 99.2             | 45.151                   | 79.9        | 24.017   | 125.6              | 1:41.977     | 85.90 | 0.390  | 12:54:20.195 |
| 9 -                       | 33.034   | 98.5             | 45.548                   | 81.2        | 24.035   | 127.0              | 1:42.617     | 85.36 | 1.030  | 12:56:02.812 |

Weather / Track : Sunny / Dry

Brands Hatch GP

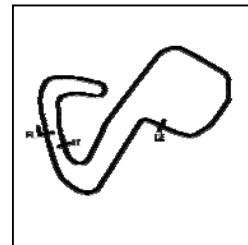
Circuit Length = 2.4332 miles

Start: 12:40 Flag 13:00 End: 13:02

# Legends of Brands Hatch Superprix

## HGPCA Pre '66

### RACE 11 - SECTOR ANALYSIS



SECTOR 1 = FL to I1, SECTOR 2 = I1 to I2, SECTOR 3 = I2 to FL, DIFF = Difference To Personal Best Lap, P = Crossed Finish Line in Pit Lane, D = Time Disallowed

|      |        |      |        |      |        |              |              |       |       |              |
|------|--------|------|--------|------|--------|--------------|--------------|-------|-------|--------------|
| 10 - | 33.965 | 98.1 | 45.493 | 81.7 | 24.221 | 126.8        | 1:43.679     | 84.49 | 2.092 | 12:57:46.491 |
| 11 - | 32.983 | 97.9 | 45.818 | 77.6 | 24.222 | <b>127.0</b> | 1:43.023     | 85.02 | 1.436 | 12:59:29.514 |
| 12 - | 32.718 | 97.5 | 45.092 | 81.4 | 24.067 | 124.7        | 1:41.877 (2) | 85.98 | 0.290 | 13:01:11.391 |

| P5 2 7b                   |               | Rod JOLLEY               |               |             | Cooper T45/51      |              |                     |              |       |                     |
|---------------------------|---------------|--------------------------|---------------|-------------|--------------------|--------------|---------------------|--------------|-------|---------------------|
| IDEAL LAP TIME : 1:42.461 |               | BEST LAP TIME : 1:43.453 |               |             | DIFFERENCE : 0.992 |              |                     |              |       |                     |
| LAP                       | SECTOR 1      |                          | SECTOR 2      |             | SECTOR 3           |              | LAP TIME            | MPH          | DIFF  | TIME OF DAY         |
| 1 -                       | 95.8          |                          | 47.531        |             | 76.9               |              | 1:52.389            | 77.94        | 8.936 | 12:42:23.212        |
| 2 -                       | 33.028        | 93.4                     | 47.302        | 81.7        | 24.861             | 122.9        | 1:45.191            | 83.27        | 1.738 | 12:44:08.403        |
| 3 -                       | 33.216        | 93.3                     | 45.733        | 82.6        | 24.864             | 122.6        | 1:43.813            | 84.38        | 0.360 | 12:45:52.216        |
| 4 -                       | 32.853        | 91.4                     | 45.729        | <b>89.1</b> | 25.582             | 122.4        | 1:44.164            | 84.09        | 0.711 | 12:47:36.380        |
| 5 -                       | 33.120        | 92.0                     | 46.231        | 78.5        | 24.883             | 120.9        | 1:44.234            | 84.04        | 0.781 | 12:49:20.614        |
| 6 -                       | 33.359        | 91.9                     | 46.786        | 77.4        | 24.548             | 122.0        | 1:44.693            | 83.67        | 1.240 | 12:51:05.307        |
| 7 -                       | 32.866        | 92.8                     | 46.122        | 77.5        | 24.465             | 122.4        | <b>1:43.453 (1)</b> | <b>84.67</b> |       | <b>12:52:48.760</b> |
| 8 -                       | 33.689        | 95.0                     | 46.222        | 80.0        | <b>24.228</b>      | <b>123.5</b> | 1:44.139            | 84.11        | 0.686 | 12:54:32.899        |
| 9 -                       | <b>32.556</b> | 93.7                     | 46.446        | 83.4        | 24.466             | 122.6        | 1:43.468 (2)        | 84.66        | 0.015 | 12:56:16.367        |
| 10 -                      | 32.864        | <b>96.1</b>              | 46.127        | 87.3        | 24.782             | 123.1        | 1:43.773            | 84.41        | 0.320 | 12:58:00.140        |
| 11 -                      | 33.458        | 95.1                     | 45.907        | 77.0        | 24.332             | 123.3        | 1:43.697 (3)        | 84.47        | 0.244 | 12:59:43.837        |
| 12 -                      | 33.199        | 89.9                     | <b>45.677</b> | 79.2        | 24.957             | 121.7        | 1:43.833            | 84.36        | 0.380 | 13:01:27.670        |

| P6 69 7b                  |               | Benn TILLEY              |               |             | Lotus 18           |              |                     |              |       |                     |
|---------------------------|---------------|--------------------------|---------------|-------------|--------------------|--------------|---------------------|--------------|-------|---------------------|
| IDEAL LAP TIME : 1:42.876 |               | BEST LAP TIME : 1:43.230 |               |             | DIFFERENCE : 0.354 |              |                     |              |       |                     |
| LAP                       | SECTOR 1      |                          | SECTOR 2      |             | SECTOR 3           |              | LAP TIME            | MPH          | DIFF  | TIME OF DAY         |
| 1 -                       | 84.4          |                          | 47.860        |             | 70.8               |              | 1:52.859            | 77.61        | 9.629 | 12:42:23.682        |
| 2 -                       | 35.435        | <b>92.0</b>              | 47.100        | 78.4        | 24.770             | 121.5        | 1:47.305            | 81.63        | 4.075 | 12:44:10.987        |
| 3 -                       | 33.973        | 87.3                     | 46.065        | 76.7        | 24.426             | 119.4        | 1:44.464            | 83.85        | 1.234 | 12:45:55.451        |
| 4 -                       | 33.031        | 90.0                     | <b>45.885</b> | 79.1        | 24.314             | 121.1        | <b>1:43.230 (1)</b> | <b>84.85</b> |       | <b>12:47:38.681</b> |
| 5 -                       | 33.504        | 90.5                     | 46.025        | 76.4        | 24.385             | 120.0        | 1:43.914            | 84.29        | 0.684 | 12:49:22.595        |
| 6 -                       | 33.367        | 90.4                     | 45.963        | 76.1        | 24.459             | 120.4        | 1:43.789            | 84.40        | 0.559 | 12:51:06.384        |
| 7 -                       | 33.269        | 90.1                     | 45.901        | 76.6        | 24.369             | 120.9        | 1:43.539            | 84.60        | 0.309 | 12:52:49.923        |
| 8 -                       | 32.988        | 87.8                     | 46.180        | 77.2        | 24.370             | 121.3        | 1:43.538            | 84.60        | 0.308 | 12:54:33.461        |
| 9 -                       | 33.087        | 85.5                     | 46.372        | 79.7        | 24.597             | 120.0        | 1:44.056            | 84.18        | 0.826 | 12:56:17.517        |
| 10 -                      | 33.205        | 90.5                     | 45.936        | 77.5        | 24.436             | 121.5        | 1:43.577            | 84.57        | 0.347 | 12:58:01.094        |
| 11 -                      | 33.070        | 79.9                     | 46.192        | <b>79.8</b> | <b>24.197</b>      | <b>121.7</b> | 1:43.459 (3)        | 84.66        | 0.229 | 12:59:44.553        |
| 12 -                      | <b>32.794</b> | 89.8                     | 45.991        | 75.9        | 24.673             | 119.4        | 1:43.458 (2)        | 84.67        | 0.228 | 13:01:28.011        |

| P7 9 9                    |               | Mark DANIELL             |               |             | Cooper T45         |              |                     |              |       |                     |
|---------------------------|---------------|--------------------------|---------------|-------------|--------------------|--------------|---------------------|--------------|-------|---------------------|
| IDEAL LAP TIME : 1:42.757 |               | BEST LAP TIME : 1:43.143 |               |             | DIFFERENCE : 0.386 |              |                     |              |       |                     |
| LAP                       | SECTOR 1      |                          | SECTOR 2      |             | SECTOR 3           |              | LAP TIME            | MPH          | DIFF  | TIME OF DAY         |
| 1 -                       | 89.8          |                          | 47.790        |             | 73.9               |              | 1:51.319            | 78.69        | 8.176 | 12:42:22.142        |
| 2 -                       | 33.685        | 90.6                     | 46.609        | 75.9        | 24.563             | 123.1        | 1:44.857            | 83.54        | 1.714 | 12:44:06.999        |
| 3 -                       | 33.510        | 89.9                     | 46.504        | 78.6        | 24.593             | 122.6        | 1:44.607            | 83.74        | 1.464 | 12:45:51.606        |
| 4 -                       | 33.253        | 92.9                     | 46.487        | 80.8        | 24.926             | 122.0        | 1:44.666            | 83.69        | 1.523 | 12:47:36.272        |
| 5 -                       | 32.980        | 91.1                     | 46.201        | 78.2        | 24.853             | 122.9        | 1:44.034            | 84.20        | 0.891 | 12:49:20.306        |
| 6 -                       | 33.174        | 91.0                     | 46.981        | 77.3        | 24.515             | 123.3        | 1:44.670            | 83.69        | 1.527 | 12:51:04.976        |
| 7 -                       | <b>32.714</b> | 95.0                     | 46.255        | 79.6        | 24.598             | 122.2        | 1:43.567 (3)        | 84.58        | 0.424 | 12:52:48.543        |
| 8 -                       | 33.272        | 93.4                     | 46.327        | 79.4        | 24.604             | 122.4        | 1:44.203            | 84.06        | 1.060 | 12:54:32.746        |
| 9 -                       | 33.447        | 90.6                     | 46.233        | <b>83.3</b> | 25.071             | 123.5        | 1:44.751            | 83.62        | 1.608 | 12:56:17.497        |
| 10 -                      | 32.916        | <b>95.5</b>              | 45.921        | 81.4        | 24.306             | 124.2        | <b>1:43.143 (1)</b> | <b>84.92</b> |       | <b>12:58:00.640</b> |
| 11 -                      | 33.296        | 90.5                     | <b>45.844</b> | 78.4        | <b>24.199</b>      | <b>124.5</b> | 1:43.339 (2)        | 84.76        | 0.196 | 12:59:43.979        |
| 12 -                      | 32.846        | 92.6                     | 46.181        | 79.2        | 25.139             | 117.1        | 1:44.166            | 84.09        | 1.023 | 13:01:28.145        |

| P8 7 12                   |          | Max BLEES                |          |             | Brabham BT7A       |       |          |       |       |              |
|---------------------------|----------|--------------------------|----------|-------------|--------------------|-------|----------|-------|-------|--------------|
| IDEAL LAP TIME : 1:42.365 |          | BEST LAP TIME : 1:42.902 |          |             | DIFFERENCE : 0.537 |       |          |       |       |              |
| LAP                       | SECTOR 1 |                          | SECTOR 2 |             | SECTOR 3           |       | LAP TIME | MPH   | DIFF  | TIME OF DAY  |
| 1 -                       | 91.5     |                          | 47.724   |             | 77.5               |       | 1:52.672 | 77.74 | 9.770 | 12:42:23.495 |
| 2 -                       | 34.799   | 92.9                     | 47.052   | 81.3        | 24.642             | 119.8 | 1:46.493 | 82.25 | 3.591 | 12:44:09.988 |
| 3 -                       | 33.719   | 93.7                     | 46.917   | 81.1        | 24.533             | 118.9 | 1:45.169 | 83.29 | 2.267 | 12:45:55.157 |
| 4 -                       | 33.822   | 91.3                     | 46.821   | 79.6        | 24.549             | 118.9 | 1:45.192 | 83.27 | 2.290 | 12:47:40.349 |
| 5 -                       | 33.306   | 94.2                     | 46.591   | <b>84.4</b> | 24.483             | 119.8 | 1:44.380 | 83.92 | 1.478 | 12:49:24.729 |

Weather / Track : Sunny / Dry

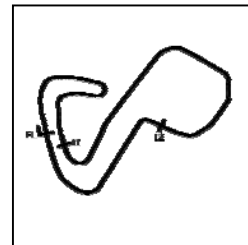
Brands Hatch GP  
Circuit Length = 2.4332 miles  
Start: 12:40 Flag 13:00 End: 13:02



# Legends of Brands Hatch Superprix

## HGPCA Pre '66

### RACE 11 - SECTOR ANALYSIS



SECTOR 1 = FL to I1, SECTOR 2 = I1 to I2, SECTOR 3 = I2 to FL, DIFF = Difference To Personal Best Lap, P = Crossed Finish Line in Pit Lane, D = Time Disallowed

|            |               |             |               |      |               |              |                     |              |       |                     |
|------------|---------------|-------------|---------------|------|---------------|--------------|---------------------|--------------|-------|---------------------|
| 6 -        | 33.303        | 94.3        | 45.814        | 79.6 | 24.312        | 120.2        | 1:43.429            | 84.69        | 0.527 | 12:51:08.158        |
| 7 -        | 33.449        | <b>96.5</b> | <b>45.512</b> | 83.5 | 24.302        | 121.5        | 1:43.263 (3)        | 84.83        | 0.361 | 12:52:51.421        |
| <b>8 -</b> | 32.693        | 95.7        | 46.042        | 82.0 | <b>24.167</b> | <b>122.6</b> | <b>1:42.902 (1)</b> | <b>85.12</b> |       | <b>12:54:34.323</b> |
| 9 -        | 32.718        | 91.4        | 46.289        | 79.8 | 24.395        | 121.1        | 1:43.402            | 84.71        | 0.500 | 12:56:17.725        |
| 10 -       | 33.290        | 90.8        | 46.334        | 82.3 | 24.296        | 121.3        | 1:43.920            | 84.29        | 1.018 | 12:58:01.645        |
| 11 -       | 32.897        | 91.6        | 46.403        | 78.7 | 24.231        | <b>122.6</b> | 1:43.531            | 84.61        | 0.629 | 12:59:45.176        |
| 12 -       | <b>32.686</b> | 93.4        | 46.012        | 84.0 | 24.498        | 116.5        | 1:43.196 (2)        | 84.88        | 0.294 | 13:01:28.372        |

| P9 18 7b                  |          | John CHISHOLM |                          |      |          | Lotus 18           |              |       |        |              |
|---------------------------|----------|---------------|--------------------------|------|----------|--------------------|--------------|-------|--------|--------------|
| IDEAL LAP TIME : 1:42.634 |          |               | BEST LAP TIME : 1:42.756 |      |          | DIFFERENCE : 0.122 |              |       |        |              |
| LAP                       | SECTOR 1 |               | SECTOR 2                 |      | SECTOR 3 |                    | LAP TIME     | MPH   | DIFF   | TIME OF DAY  |
| 1 -                       |          | 85.3          | 49.674                   | 76.5 | 24.922   | 122.2              | 1:55.654     | 75.74 | 12.898 | 12:42:26.477 |
| 2 -                       | 34.322   | 89.9          | 47.297                   | 78.3 | 24.563   | 126.1              | 1:46.182     | 82.49 | 3.426  | 12:44:12.659 |
| 3 -                       | 35.199   | 90.0          | 46.988                   | 79.4 | 24.597   | 124.0              | 1:46.784     | 82.03 | 4.028  | 12:45:59.443 |
| 4 -                       | 33.714   | 94.6          | 46.500                   | 78.1 | 24.275   | 124.5              | 1:44.489     | 83.83 | 1.733  | 12:47:43.932 |
| 5 -                       | 33.026   | 90.8          | 47.109                   | 73.8 | 24.388   | 128.3              | 1:44.523     | 83.80 | 1.767  | 12:49:28.455 |
| 6 -                       | 33.228   | 97.8          | 46.843                   | 74.3 | 24.422   | 125.6              | 1:44.493     | 83.83 | 1.737  | 12:51:12.948 |
| 7 -                       | 33.492   | 95.3          | 46.378                   | 72.8 | 24.759   | 120.2              | 1:44.629     | 83.72 | 1.873  | 12:52:57.577 |
| 8 -                       | 33.229   | 97.3          | 46.749                   | 78.9 | 24.766   | 128.5              | 1:44.744     | 83.63 | 1.988  | 12:54:42.321 |
| 9 -                       | 33.384   | 93.0          | 45.830                   | 80.9 | 24.367   | 127.3              | 1:43.581     | 84.56 | 0.825  | 12:56:25.902 |
| 10 -                      | 32.886   | 100.1         | 45.609                   | 78.6 | 24.261   | 128.5              | 1:42.756 (1) | 85.24 |        | 12:58:08.658 |
| 11 -                      | 33.256   | 97.5          | 45.628                   | 80.5 | 24.392   | 129.0              | 1:43.276 (3) | 84.81 | 0.520  | 12:59:51.934 |
| 12 -                      | 32.764   | 98.5          | 46.143                   | 76.9 | 24.321   | 121.7              | 1:43.228 (2) | 84.85 | 0.472  | 13:01:35.162 |

| P10 4 10                  |          | Greg THORNTON |                          |      |          | LDS 03             |              |       |        |              |
|---------------------------|----------|---------------|--------------------------|------|----------|--------------------|--------------|-------|--------|--------------|
| IDEAL LAP TIME : 1:43.675 |          |               | BEST LAP TIME : 1:44.083 |      |          | DIFFERENCE : 0.408 |              |       |        |              |
| LAP                       | SECTOR 1 |               | SECTOR 2                 |      | SECTOR 3 |                    | LAP TIME     | MPH   | DIFF   | TIME OF DAY  |
| 1 -                       |          | 92.5          | 47.848                   | 74.7 | 25.708   | 114.7              | 1:54.323     | 76.62 | 10.240 | 12:42:25.146 |
| 2 -                       | 33.888   | 90.8          | 47.163                   | 75.4 | 25.450   | 114.5              | 1:46.501     | 82.25 | 2.418  | 12:44:11.647 |
| 3 -                       | 34.012   | 89.9          | 47.442                   | 79.8 | 25.441   | 114.3              | 1:46.895     | 81.94 | 2.812  | 12:45:58.542 |
| 4 -                       | 33.340   | 92.4          | 46.812                   | 78.4 | 24.841   | 114.5              | 1:44.993     | 83.43 | 0.910  | 12:47:43.535 |
| 5 -                       | 33.138   | 92.0          | 47.766                   | 72.0 | 24.957   | 114.9              | 1:45.861     | 82.74 | 1.778  | 12:49:29.396 |
| 6 -                       | 32.999   | 91.6          | 46.652                   | 77.1 | 24.881   | 114.3              | 1:44.532 (3) | 83.80 | 0.449  | 12:51:13.928 |
| 7 -                       | 33.044   | 90.1          | 46.355                   | 77.8 | 25.109   | 112.5              | 1:44.508 (2) | 83.81 | 0.425  | 12:52:58.436 |
| 8 -                       | 32.964   | 92.1          | 46.840                   | 75.1 | 24.812   | 115.7              | 1:44.616     | 83.73 | 0.533  | 12:54:43.052 |
| 9 -                       | 33.249   | 89.1          | 46.189                   | 80.2 | 24.645   | 114.5              | 1:44.083 (1) | 84.16 |        | 12:56:27.135 |
| 10 -                      | 32.841   | 91.1          | 47.321                   | 77.5 | 25.283   | 110.9              | 1:45.445     | 83.07 | 1.362  | 12:58:12.580 |
| 11 -                      | 34.463   | 86.0          | 47.455                   | 74.0 | 26.405   | 111.6              | 1:48.323     | 80.86 | 4.240  | 13:00:00.903 |
| 12 -                      | 33.596   | 85.4          | 48.222                   | 71.7 | 25.435   | 102.2              | 1:47.253     | 81.67 | 3.170  | 13:01:48.156 |

| P11 12 7b                 |          | Rudi FRIEDRICHS |          |                          |          | Cooper T53         |              |       |        |              |
|---------------------------|----------|-----------------|----------|--------------------------|----------|--------------------|--------------|-------|--------|--------------|
| IDEAL LAP TIME : 1:42.807 |          |                 |          | BEST LAP TIME : 1:43.542 |          | DIFFERENCE : 0.735 |              |       |        |              |
| LAP                       | SECTOR 1 |                 | SECTOR 2 |                          | SECTOR 3 |                    | LAP TIME     | MPH   | DIFF   | TIME OF DAY  |
| 1 -                       |          | 93.7            | 46.076   | 78.3                     | 23.971   | 129.3              | 1:46.963     | 81.89 | 3.421  | 12:42:17.786 |
| 2 -                       | 33.099   | 90.1            | 1:40.321 | 79.7                     | 24.147   | 128.8              | 2:37.567     | 55.59 | 54.025 | 12:44:55.353 |
| 3 -                       | 33.109   | 92.9            | 46.341   | 82.1                     | 24.348   | 127.5              | 1:43.798     | 84.39 | 0.256  | 12:46:39.151 |
| 4 -                       | 33.185   | 90.0            | 46.088   | 76.0                     | 24.343   | 129.8              | 1:43.616 (3) | 84.54 | 0.074  | 12:48:22.767 |
| 5 -                       | 33.511   | 90.4            | 47.246   | 78.3                     | 24.381   | 129.8              | 1:45.138     | 83.31 | 1.596  | 12:50:07.905 |
| 6 -                       | 33.338   | 91.4            | 46.607   | 74.8                     | 24.750   | 129.5              | 1:44.695     | 83.67 | 1.153  | 12:51:52.600 |
| 7 -                       | 34.942   | 86.5            | 47.288   | 73.1                     | 24.757   | 128.0              | 1:46.987     | 81.87 | 3.445  | 12:53:39.587 |
| 8 -                       | 33.138   | 91.5            | 47.168   | 76.0                     | 24.628   | 128.8              | 1:44.934     | 83.47 | 1.392  | 12:55:24.521 |
| 9 -                       | 33.220   | 96.1            | 46.766   | 79.8                     | 24.634   | 128.8              | 1:44.620     | 83.73 | 1.078  | 12:57:09.141 |
| 10 -                      | 33.267   | 91.5            | 45.961   | 75.7                     | 24.370   | 128.5              | 1:43.598 (2) | 84.55 | 0.056  | 12:58:52.739 |
| 11 -                      | 33.068   | 93.7            | 46.195   | 80.3                     | 24.279   | 129.0              | 1:43.542 (1) | 84.60 |        | 13:00:36.281 |
| 12 -                      | 32.875   | 99.7            | 48.150   | 72.3                     | 24.502   | 125.2              | 1:45.527     | 83.01 | 1.985  | 13:02:21.808 |

| P12 15 7b                 |          | Thomas MATZELBERGER      |      |                    |       | Cooper T45/51 |       |        |              |
|---------------------------|----------|--------------------------|------|--------------------|-------|---------------|-------|--------|--------------|
| IDEAL LAP TIME : 1:47.825 |          | BEST LAP TIME : 1:48.319 |      | DIFFERENCE : 0.494 |       |               |       |        |              |
| LAP                       | SECTOR 1 | SECTOR 2                 |      | SECTOR 3           |       | LAP TIME      | MPH   | DIFF   | TIME OF DAY  |
| 1 -                       | 86.1     | 50.131                   | 77.1 | 25.613             | 127.0 | 1:58.584      | 73.87 | 10.265 | 12:42:29.407 |

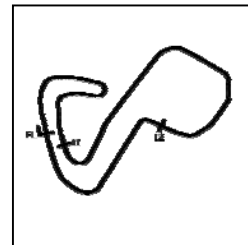
Weather / Track : Sunny / Dry

Brands Hatch GP  
Circuit Length = 2.4332 miles  
Start: 12:40 Flag 13:00 End: 13:02

# Legends of Brands Hatch Superprix

## HGPCA Pre '66

### RACE 11 - SECTOR ANALYSIS



SECTOR 1 = FL to I1, SECTOR 2 = I1 to I2, SECTOR 3 = I2 to FL, DIFF = Difference To Personal Best Lap, P = Crossed Finish Line in Pit Lane, D = Time Disallowed

|      |               |             |               |             |               |              |                     |              |       |                     |
|------|---------------|-------------|---------------|-------------|---------------|--------------|---------------------|--------------|-------|---------------------|
| 2 -  | 34.493        | 87.7        | 49.334        | 76.5        | 25.597        | 128.0        | 1:49.424            | 80.05        | 1.105 | 12:44:18.831        |
| 3 -  | 34.244        | <b>91.3</b> | 48.960        | <b>79.9</b> | <b>25.329</b> | <b>130.0</b> | 1:48.533 (2)        | 80.71        | 0.214 | 12:46:07.364        |
| 4 -  | 34.357        | 89.3        | 49.375        | 79.4        | 25.857        | 125.2        | 1:49.589            | 79.93        | 1.270 | 12:47:56.953        |
| 5 -  | 35.291        | 88.3        | 48.943        | <b>79.9</b> | 25.654        | 127.8        | 1:49.888            | 79.71        | 1.569 | 12:49:46.841        |
| 6 -  | <b>33.872</b> | 87.4        | 49.055        | 79.7        | 25.392        | 125.2        | <b>1:48.319 (1)</b> | <b>80.87</b> |       | <b>12:51:35.160</b> |
| 7 -  | 34.500        | 87.0        | 48.729        | 76.8        | 25.771        | 129.0        | 1:49.000            | 80.36        | 0.681 | 12:53:24.160        |
| 8 -  | 34.194        | <b>91.3</b> | 49.090        | 77.1        | 25.597        | 127.8        | 1:48.881 (3)        | 80.45        | 0.562 | 12:55:13.041        |
| 9 -  | 34.168        | 87.2        | 49.358        | 76.6        | 26.198        | 124.7        | 1:49.724            | 79.83        | 1.405 | 12:57:02.765        |
| 10 - | 34.682        | 86.0        | 49.439        | 75.8        | 26.486        | 123.5        | 1:50.607            | 79.19        | 2.288 | 12:58:53.372        |
| 11 - | 34.324        | 89.4        | 49.025        | 75.4        | 26.351        | 125.4        | 1:49.700            | 79.85        | 1.381 | 13:00:43.072        |
| 12 - | 34.861        | 85.5        | <b>48.624</b> | 76.9        | 26.394        | 115.9        | 1:49.879            | 79.72        | 1.560 | 13:02:32.951        |

#### P13 8 9 Tony DITHERIDGE

Cooper T45

IDEAL LAP TIME : 1:49.159

BEST LAP TIME : 1:49.896

DIFFERENCE : 0.737

| LAP  | SECTOR 1      |             | SECTOR 2      |             | SECTOR 3      |              | LAP TIME            | MPH          | DIFF  | TIME OF DAY         |
|------|---------------|-------------|---------------|-------------|---------------|--------------|---------------------|--------------|-------|---------------------|
| 1 -  |               | 82.3        | 49.338        | 79.3        | <b>25.415</b> | <b>119.6</b> | 1:56.529            | 75.17        | 6.633 | 12:42:27.352        |
| 2 -  | 35.413        | 85.3        | 50.805        | 73.9        | 26.067        | 113.9        | 1:52.285            | 78.01        | 2.389 | 12:44:19.637        |
| 3 -  | <b>35.079</b> | 80.8        | 49.778        | 75.1        | 25.937        | 111.1        | 1:50.794 <b>(3)</b> | 79.06        | 0.898 | 12:46:10.431        |
| 4 -  | 36.446        | 72.9        | 49.733        | <b>79.6</b> | 25.841        | 115.7        | 1:52.020            | 78.19        | 2.124 | 12:48:02.451        |
| 5 -  | 36.057        | 87.4        | 49.017        | 72.9        | 27.361        | 114.9        | 1:52.435            | 77.91        | 2.539 | 12:49:54.886        |
| 6 -  | 35.325        | 87.6        | 48.792        | 76.6        | 25.903        | 116.9        | 1:50.020 <b>(2)</b> | 79.62        | 0.124 | 12:51:44.906        |
| 7 -  | 35.352        | <b>88.1</b> | <b>48.665</b> | 77.6        | 25.879        | 115.1        | <b>1:49.896 (1)</b> | <b>79.71</b> |       | <b>12:53:34.802</b> |
| 8 -  | 35.780        | 87.7        | 50.000        | 74.1        | 26.133        | 115.1        | 1:51.913            | 78.27        | 2.017 | 12:55:26.715        |
| 9 -  | 35.106        | 87.9        | 49.278        | 74.3        | 26.579        | 112.9        | 1:50.963            | 78.94        | 1.067 | 12:57:17.678        |
| 10 - | 35.374        | 83.2        | 49.497        | 73.9        | 26.465        | 112.5        | 1:51.336            | 78.67        | 1.440 | 12:59:09.014        |
| 11 - | 35.422        | 84.5        | 49.938        | 72.3        | 27.802        | 108.4        | 1:53.162            | 77.40        | 3.266 | 13:01:02.176        |

#### P14 47 9 Brian JOLLIFFE

Cooper T45

IDEAL LAP TIME : 1:49.141

BEST LAP TIME : 1:49.679

DIFFERENCE : 0.538

| LAP  | SECTOR 1 |      | SECTOR 2 |        | SECTOR 3 |        | LAP TIME | MPH          | DIFF  | TIME OF DAY |              |
|------|----------|------|----------|--------|----------|--------|----------|--------------|-------|-------------|--------------|
| 1 -  |          | 85.7 |          | 50.057 | 75.4     | 26.543 | 110.7    | 2:02.829     | 71.31 | 13.150      | 12:42:33.652 |
| 2 -  | 34.980   | 90.6 |          | 50.604 | 72.6     | 26.176 | 117.3    | 1:51.760     | 78.38 | 2.081       | 12:44:25.412 |
| 3 -  | 34.651   | 89.8 |          | 49.324 | 75.4     | 25.704 | 114.9    | 1:49.679 (1) | 79.86 |             | 12:46:15.091 |
| 4 -  | 34.595   | 79.0 |          | 49.639 | 76.7     | 25.949 | 115.1    | 1:50.183 (3) | 79.50 | 0.504       | 12:48:05.274 |
| 5 -  | 35.861   | 85.8 |          | 50.895 | 76.2     | 26.313 | 111.8    | 1:53.069     | 77.47 | 3.390       | 12:49:58.343 |
| 6 -  | 35.208   | 85.2 |          | 50.599 | 72.0     | 26.769 | 114.7    | 1:52.576     | 77.81 | 2.897       | 12:51:50.919 |
| 7 -  | 37.063   | 82.4 |          | 51.018 | 72.7     | 26.012 | 112.4    | 1:54.093     | 76.77 | 4.414       | 12:53:45.012 |
| 8 -  | 34.318   | 82.6 |          | 49.593 | 79.0     | 25.820 | 115.3    | 1:49.731 (2) | 79.83 | 0.052       | 12:55:34.743 |
| 9 -  | 34.871   | 87.7 |          | 49.225 | 73.9     | 26.237 | 114.1    | 1:50.333     | 79.39 | 0.654       | 12:57:25.076 |
| 10 - | 34.943   | 83.6 |          | 50.248 | 73.9     | 26.389 | 111.2    | 1:51.580     | 78.50 | 1.901       | 12:59:16.656 |
| 11 - | 35.089   | 84.2 |          | 49.119 | 73.2     | 26.607 | 114.7    | 1:50.815     | 79.04 | 1.136       | 13:01:07.471 |

#### P15 14 12 Tom DE GRES

Brabham BT14

IDEAL LAP TIME : 1:49.153

BEST LAP TIME : 1:49.709

DIFFERENCE : 0.556

| LAP  | SECTOR 1 |      | SECTOR 2 |      | SECTOR 3 |       | LAP TIME     | MPH   | DIFF   | TIME OF DAY  |
|------|----------|------|----------|------|----------|-------|--------------|-------|--------|--------------|
| 1 -  |          | 69.7 | 51.971   | 72.7 | 26.466   | 114.7 | 2:04.953     | 70.10 | 15.244 | 12:42:35.776 |
| 2 -  | 35.180   | 82.1 | 49.265   | 76.0 | 25.642   | 114.9 | 1:50.087 (2) | 79.57 | 0.378  | 12:44:25.863 |
| 3 -  | 34.616   | 87.2 | 49.179   | 72.3 | 25.914   | 117.1 | 1:49.709 (1) | 79.84 |        | 12:46:15.572 |
| 4 -  | 34.624   | 83.3 | 49.483   | 74.8 | 25.998   | 114.5 | 1:50.105 (3) | 79.55 | 0.396  | 12:48:05.677 |
| 5 -  | 35.671   | 82.1 | 49.875   | 77.2 | 26.077   | 114.3 | 1:51.623     | 78.47 | 1.914  | 12:49:57.300 |
| 6 -  | 35.179   | 87.6 | 51.418   | 72.8 | 26.886   | 114.5 | 1:53.483     | 77.19 | 3.774  | 12:51:50.783 |
| 7 -  | 36.374   | 79.6 | 51.499   | 74.8 | 25.891   | 114.1 | 1:53.764     | 77.00 | 4.055  | 12:53:44.547 |
| 8 -  | 35.726   | 84.6 | 49.448   | 76.0 | 25.471   | 115.9 | 1:50.645     | 79.17 | 0.936  | 12:55:35.192 |
| 9 -  | 34.822   | 86.9 | 49.492   | 77.9 | 25.877   | 115.3 | 1:50.191     | 79.49 | 0.482  | 12:57:25.383 |
| 10 - | 35.410   | 83.2 | 50.064   | 71.8 | 26.323   | 107.7 | 1:51.797     | 78.35 | 2.088  | 12:59:17.180 |
| 11 - | 35.002   | 84.6 | 49.066   | 71.6 | 26.559   | 107.7 | 1:50.627     | 79.18 | 0.918  | 13:01:07.807 |

#### P16 29 10 Robert PULLEYN

Lotus 18

IDEAL LAP TIME : 2:01.766

BEST LAP TIME : 2:02.886

DIFFERENCE : 1.120

| LAP | SECTOR 1 | SECTOR 2 | SECTOR 3 | LAP TIME | MPH | DIFF | TIME OF DAY |
|-----|----------|----------|----------|----------|-----|------|-------------|
|-----|----------|----------|----------|----------|-----|------|-------------|

Weather / Track : Sunny / Dry

Brands Hatch GP

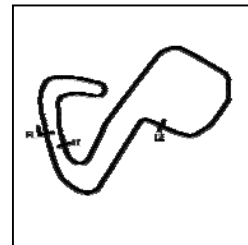
Circuit Length = 2.4332 miles

Start: 12:40 Flag 13:00 End: 13:02

# Legends of Brands Hatch Superprix

## HGPCA Pre '66

### RACE 11 - SECTOR ANALYSIS



SECTOR 1 = FL to I1, SECTOR 2 = I1 to I2, SECTOR 3 = I2 to FL, DIFF = Difference To Personal Best Lap, P = Crossed Finish Line in Pit Lane, D = Time Disallowed

|      |               |             |               |             |               |              |                     |              |       |                     |
|------|---------------|-------------|---------------|-------------|---------------|--------------|---------------------|--------------|-------|---------------------|
| 1 -  |               | 76.6        | <b>55.359</b> | 68.8        | 29.564        | 105.5        | 2:12.043            | 66.34        | 9.157 | 12:42:42.866        |
| 2 -  | 38.459        | 73.1        | 56.935        | 68.6        | 29.386        | <b>107.2</b> | 2:04.780            | 70.20        | 1.894 | 12:44:47.646        |
| 3 -  | 37.977        | 79.1        | 55.900        | <b>68.8</b> | 29.009        | 104.0        | <b>2:02.886 (1)</b> | <b>71.28</b> |       | <b>12:46:50.532</b> |
| 4 -  | 38.439        | 78.6        | 56.041        | 63.3        | 29.649        | 104.0        | 2:04.129 <b>(3)</b> | 70.57        | 1.243 | 12:48:54.661        |
| 5 -  | 38.465        | 80.8        | 58.003        | 56.2        | 30.335        | 100.0        | 2:06.803            | 69.08        | 3.917 | 12:51:01.464        |
| 6 -  | 42.380        | 75.0        | 57.323        | 65.7        | <b>28.798</b> | 106.3        | 2:08.501            | 68.16        | 5.615 | 12:53:09.965        |
| 7 -  | 38.296        | 73.9        | 56.269        | 65.7        | 29.509        | 101.8        | 2:04.074 <b>(2)</b> | 70.60        | 1.188 | 12:55:14.039        |
| 8 -  | <b>37.609</b> | <b>84.8</b> | 56.637        | 65.6        | 30.465        | 98.5         | 2:04.711            | 70.24        | 1.825 | 12:57:18.750        |
| 9 -  | 38.226        | 81.2        | 58.504        | 64.5        | 29.303        | 104.2        | 2:06.033            | 69.50        | 3.147 | 12:59:24.783        |
| 10 - | 39.194        | 79.5        | 55.487        | 66.1        | 31.853        | 94.5         | 2:06.534            | 69.22        | 3.648 | 13:01:31.317        |

#### P17 24 7b Ingo STROLZ

Cooper T51

IDEAL LAP TIME : 1:53.363 BEST LAP TIME : 1:55.257 DIFFERENCE : 1.894

| LAP | SECTOR 1 |      | SECTOR 2 |      | SECTOR 3 |       | LAP TIME     | MPH   | DIFF     | TIME OF DAY  |
|-----|----------|------|----------|------|----------|-------|--------------|-------|----------|--------------|
| 1 - |          | 71.5 | 53.309   | 74.7 | 26.281   | 122.2 | 2:06.442     | 69.27 | 11.185   | 12:42:37.265 |
| 2 - | 36.117   | 89.9 | 55.298   | 64.5 | IN PIT   |       | 5:18.210 P   | 27.52 | 3:22.953 | 12:47:55.475 |
| 3 - | OUTLAP   | 88.0 | 51.125   | 70.5 | 27.966   | 112.9 | 1:59.711     | 73.17 | 4.454    | 12:49:55.186 |
| 4 - | 36.465   | 87.6 | 51.775   | 73.0 | 27.017   | 116.5 | 1:55.257 (1) | 76.00 |          | 12:51:50.443 |
| 5 - | 38.152   | 80.1 | 53.505   | 74.7 | 27.056   | 120.4 | 1:58.713 (3) | 73.79 | 3.456    | 12:53:49.156 |
| 6 - | 35.957   | 86.1 | 52.445   | 71.6 | 27.027   | 119.6 | 1:55.429 (2) | 75.88 | 0.172    | 12:55:44.585 |
| 7 - | 50.879   | 84.8 | 54.064   | 73.2 | 27.603   | 120.0 | 2:12.546     | 66.08 | 17.289   | 12:57:57.131 |
| 8 - | 36.649   | 80.1 | 55.690   | 72.0 | 27.561   | 116.9 | 1:59.900     | 73.05 | 4.643    | 12:59:57.031 |
| 9 - | 36.401   | 82.1 | 54.807   | 70.5 | 28.618   | 100.1 | 1:59.826     | 73.10 | 4.569    | 13:01:56.857 |

#### P18 91 7b Chris DRAKE

Cooper T53

IDEAL LAP TIME : 1:41.001 BEST LAP TIME : 1:41.487 DIFFERENCE : 0.486

| LAP | SECTOR 1 |      | SECTOR 2 |      | SECTOR 3 |       | LAP TIME     | MPH   | DIFF  | TIME OF DAY  |
|-----|----------|------|----------|------|----------|-------|--------------|-------|-------|--------------|
| 1 - |          | 93.8 | 46.613   | 75.2 | 23.978   | 127.0 | 1:48.918     | 80.42 | 7.431 | 12:42:19.741 |
| 2 - | 32.667   | 91.9 | 45.534   | 73.1 | 26.151   | 123.8 | 1:44.352     | 83.94 | 2.865 | 12:44:04.093 |
| 3 - | 33.486   | 86.8 | 45.094   | 75.8 | 23.932   | 126.3 | 1:42.512     | 85.45 | 1.025 | 12:45:46.605 |
| 4 - | 32.265   | 96.9 | 45.485   | 79.3 | 23.936   | 132.1 | 1:41.686 (3) | 86.14 | 0.199 | 12:47:28.291 |
| 5 - | 32.469   | 96.2 | 45.274   | 81.2 | 23.744   | 129.0 | 1:41.487 (1) | 86.31 |       | 12:49:09.778 |
| 6 - | 32.469   | 96.4 | 46.183   | 76.8 | 24.193   | 124.5 | 1:42.845     | 85.17 | 1.358 | 12:50:52.623 |
| 7 - | 32.407   | 98.8 | 45.327   | 77.3 | 23.808   | 127.5 | 1:41.542 (2) | 86.26 | 0.055 | 12:52:34.165 |

#### P19 6 12 John EMERY

Brabham BT4

IDEAL LAP TIME : 1:50.214 BEST LAP TIME : 1:50.214 DIFFERENCE : 0.000

| LAP | SECTOR 1      |             | SECTOR 2      |             | SECTOR 3      |              | LAP TIME            | MPH          | DIFF   | TIME OF DAY         |
|-----|---------------|-------------|---------------|-------------|---------------|--------------|---------------------|--------------|--------|---------------------|
| 1 - |               | 71.7        | 53.157        | 76.2        | 26.125        | 121.7        | 2:04.329            | 70.45        | 14.115 | 12:42:35.152        |
| 2 - | 35.397        | 82.6        | 51.600        | 75.6        | 25.968        | <b>122.0</b> | 1:52.965 <b>(3)</b> | 77.54        | 2.751  | 12:44:28.117        |
| 3 - | 35.576        | 83.5        | 50.841        | <b>77.8</b> | 25.708        | 119.6        | 1:52.125 <b>(2)</b> | 78.12        | 1.911  | 12:46:20.242        |
| 4 - | <b>35.013</b> | <b>84.4</b> | <b>49.536</b> | 75.9        | <b>25.665</b> | 101.3        | <b>1:50.214 (1)</b> | <b>79.48</b> |        | <b>12:48:10.456</b> |

#### P20 34 7b Richard WILSON

Cooper T51

IDEAL LAP TIME : 1:48.259 BEST LAP TIME : 1:48.524 DIFFERENCE : 0.265

| LAP | SECTOR 1      |             | SECTOR 2      |             | SECTOR 3      |              | LAP TIME            | MPH          | DIFF   | TIME OF DAY         |
|-----|---------------|-------------|---------------|-------------|---------------|--------------|---------------------|--------------|--------|---------------------|
| 1 - |               | 82.0        | 50.088        | 75.9        | <b>25.361</b> | <b>120.6</b> | 2:00.513 <b>(3)</b> | 72.68        | 11.989 | 12:42:31.336        |
| 2 - | <b>34.533</b> | 84.0        | 48.625        | <b>76.6</b> | 25.366        | 117.7        | <b>1:48.524 (1)</b> | <b>80.71</b> |        | <b>12:44:19.860</b> |
| 3 - | 34.749        | <b>85.3</b> | <b>48.365</b> | 76.1        | 25.834        | 113.1        | 1:48.948 <b>(2)</b> | 80.40        | 0.424  | 12:46:08.808        |

#### P21 37 10 Eddy PERK

Heron F1

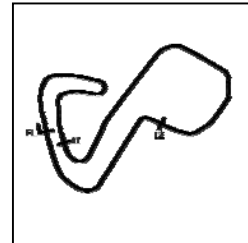
IDEAL LAP TIME : 1:49.044 BEST LAP TIME : 1:50.898 DIFFERENCE : 1.854

| LAP | SECTOR 1 |      | SECTOR 2 |      | SECTOR 3 |       | LAP TIME     | MPH   | DIFF  | TIME OF DAY  |
|-----|----------|------|----------|------|----------|-------|--------------|-------|-------|--------------|
| 1 - |          | 85.8 | 49.421   | 74.0 | 25.551   | 116.5 | 1:55.389 (3) | 75.91 | 4.491 | 12:42:26.212 |
| 2 - | 34.072   | 90.1 | 50.243   | 71.3 | 26.583   | 111.1 | 1:50.898 (1) | 78.99 |       | 12:44:17.110 |
| 3 - | 35.307   | 88.4 | 51.255   | 73.6 | 26.658   | 108.7 | 1:53.220 (2) | 77.37 | 2.322 | 12:46:10.330 |

# Legends of Brands Hatch Superprix

HGPCA Pre '66

## RACE 11 - SECTOR ANALYSIS



SECTOR 1 = FL to I1, SECTOR 2 = I1 to I2, SECTOR 3 = I2 to FL, DIFF = Difference To Personal Best Lap, P = Crossed Finish Line in Pit Lane, D = Time Disallowed

| P22 11 12                 |          | Jon FAIRLEY              |          |                    |          | Brabham BT11/19 |              |       |        |              |
|---------------------------|----------|--------------------------|----------|--------------------|----------|-----------------|--------------|-------|--------|--------------|
| IDEAL LAP TIME : 1:43.611 |          | BEST LAP TIME : 1:45.304 |          | DIFFERENCE : 1.693 |          |                 |              |       |        |              |
| LAP                       | SECTOR 1 |                          | SECTOR 2 |                    | SECTOR 3 |                 | LAP TIME     | MPH   | DIFF   | TIME OF DAY  |
| 1 -                       |          | 80.3                     | 47.856   | 84.0               | 24.371   | 129.3           | 1:56.634 (2) | 75.10 | 11.330 | 12:42:27.457 |
| 2 -                       | 33.840   | 94.9                     | 46.979   | 81.0               | 24.485   | 129.0           | 1:45.304 (1) | 83.18 |        | 12:44:12.761 |

| P23 30 9         |          | Guy PLANTE               |      | Cooper T45   |       |              |       |      |              |
|------------------|----------|--------------------------|------|--------------|-------|--------------|-------|------|--------------|
| IDEAL LAP TIME : |          | BEST LAP TIME : 1:59.861 |      | DIFFERENCE : |       |              |       |      |              |
| LAP              | SECTOR 1 | SECTOR 2                 |      | SECTOR 3     |       | LAP TIME     | MPH   | DIFF | TIME OF DAY  |
| 1 -              | 85.2     | 49.826                   | 81.3 | 26.079       | 112.9 | 1:59.861 (1) | 73.08 |      | 12:42:30.684 |

# Legends of Brands Hatch Superprix

## HGPCA Pre '66

### RACE 11 - BEST SECTORS

| SECTOR 1 |    |              | SECTOR 2 |    |              | SECTOR 3 |    |              | IDEAL / BEST COMPARISON |     |          |              |          |          |       |
|----------|----|--------------|----------|----|--------------|----------|----|--------------|-------------------------|-----|----------|--------------|----------|----------|-------|
| POS      | NO | NAME         | TIME     | NO | NAME         | TIME     | NO | NAME         | TIME                    | POS | NO       | NAME         | IDEAL    | BEST     | DIFF  |
|          |    |              |          |    |              |          |    |              | PERFECT LAP             |     | 1:40.132 |              |          |          |       |
| 1        | 10 | DARK         | 32.091   | 3  | CANNELL      | 44.770   | 3  | CANNELL      | 23.271                  | 1   | 3        | CANNELL      | 1:40.258 | 1:40.325 | 0.067 |
| 2        | 91 | DRAKE        | 32.163   | 49 | BEAUMONT     | 44.789   | 49 | BEAUMONT     | 23.412                  | 2   | 49       | BEAUMONT     | 1:40.390 | 1:40.844 | 0.454 |
| 3        | 49 | BEAUMONT     | 32.189   | 25 | MIDDLEHURST  | 45.029   | 91 | DRAKE        | 23.744                  | 3   | 91       | DRAKE        | 1:41.001 | 1:41.487 | 0.486 |
| 4        | 3  | CANNELL      | 32.217   | 91 | DRAKE        | 45.094   | 10 | DARK         | 23.763                  | 4   | 25       | MIDDLEHURST  | 1:41.360 | 1:41.587 | 0.227 |
| 5        | 25 | MIDDLEHURST  | 32.382   | 7  | BLEES        | 45.512   | 25 | MIDDLEHURST  | 23.949                  | 5   | 10       | DARK         | 1:41.444 | 1:41.809 | 0.365 |
| 6        | 2  | JOLLEY       | 32.556   | 10 | DARK         | 45.590   | 12 | FRIEDRICHS   | 23.971                  | 6   | 7        | BLEES        | 1:42.365 | 1:42.902 | 0.537 |
| 7        | 7  | BLEES        | 32.686   | 18 | CHISHOLM     | 45.609   | 7  | BLEES        | 24.167                  | 7   | 2        | JOLLEY       | 1:42.461 | 1:43.453 | 0.992 |
| 8        | 9  | DANIELL      | 32.714   | 2  | JOLLEY       | 45.677   | 69 | TILLEY       | 24.197                  | 8   | 18       | CHISHOLM     | 1:42.634 | 1:42.756 | 0.122 |
| 9        | 18 | CHISHOLM     | 32.764   | 11 | FAIRLEY      | 45.677   | 9  | DANIELL      | 24.199                  | 9   | 9        | DANIELL      | 1:42.757 | 1:43.143 | 0.386 |
| 10       | 69 | TILLEY       | 32.794   | 9  | DANIELL      | 45.844   | 2  | JOLLEY       | 24.228                  | 10  | 12       | FRIEDRICHS   | 1:42.807 | 1:43.542 | 0.735 |
| 11       | 4  | THORNTON     | 32.841   | 69 | TILLEY       | 45.885   | 18 | CHISHOLM     | 24.261                  | 11  | 69       | TILLEY       | 1:42.876 | 1:43.230 | 0.354 |
| 12       | 12 | FRIEDRICHS   | 32.875   | 12 | FRIEDRICHS   | 45.961   | 11 | FAIRLEY      | 24.371                  | 12  | 11       | FAIRLEY      | 1:43.611 | 1:45.304 | 1.693 |
| 13       | 11 | FAIRLEY      | 33.563   | 4  | THORNTON     | 46.189   | 4  | THORNTON     | 24.645                  | 13  | 4        | THORNTON     | 1:43.675 | 1:44.083 | 0.408 |
| 14       | 15 | MATZELBERGER | 33.872   | 34 | WILSON       | 48.365   | 15 | MATZELBERGER | 25.329                  | 14  | 15       | MATZELBERGER | 1:47.825 | 1:48.319 | 0.494 |
| 15       | 37 | PERK         | 34.072   | 15 | MATZELBERGER | 48.624   | 34 | WILSON       | 25.361                  | 15  | 34       | WILSON       | 1:48.259 | 1:48.524 | 0.265 |
| 16       | 47 | JOLLIFFE     | 34.318   | 8  | DITHERIDGE   | 48.665   | 8  | DITHERIDGE   | 25.415                  | 16  | 37       | PERK         | 1:49.044 | 1:50.898 | 1.854 |
| 17       | 34 | WILSON       | 34.533   | 14 | DE GRES      | 49.066   | 14 | DE GRES      | 25.471                  | 17  | 47       | JOLLIFFE     | 1:49.141 | 1:49.679 | 0.538 |
| 18       | 14 | DE GRES      | 34.616   | 47 | JOLLIFFE     | 49.119   | 37 | PERK         | 25.551                  | 18  | 14       | DE GRES      | 1:49.153 | 1:49.709 | 0.556 |
| 19       | 6  | EMERY        | 35.013   | 37 | PERK         | 49.421   | 6  | EMERY        | 25.665                  | 19  | 8        | DITHERIDGE   | 1:49.159 | 1:49.896 | 0.737 |
| 20       | 8  | DITHERIDGE   | 35.079   | 6  | EMERY        | 49.536   | 47 | JOLLIFFE     | 25.704                  | 20  | 6        | EMERY        | 1:50.214 | 1:50.214 | 0.000 |
| 21       | 24 | STROLZ       | 35.957   | 30 | PLANTE       | 49.826   | 30 | PLANTE       | 26.079                  | 21  | 24       | STROLZ       | 1:53.363 | 1:55.257 | 1.894 |
| 22       | 29 | PULLEYN      | 37.609   | 24 | STROLZ       | 51.125   | 24 | STROLZ       | 26.281                  | 22  | 29       | PULLEYN      | 2:01.766 | 2:02.886 | 1.120 |
| 23       |    |              |          | 29 | PULLEYN      | 55.359   | 29 | PULLEYN      | 28.798                  | 23  | 30       | PLANTE       |          | 1:59.861 |       |

Weather / Track : Sunny / Dry

Results can be found at [www.tsl-timing.com](http://www.tsl-timing.com)

Brands Hatch GP

Circuit Length = 2.4332 miles

Start: 12:40 Flag 13:00 End: 13:02

Printed - 13:03 Sunday, 30 June 2019

# Legends of Brands Hatch Superprix

## HGPCA Pre '66

### RACE 11 - BEST SPEEDS

| INTERMEDIATE 1 |    |              |       | INTERMEDIATE 2 |              |      | FINISH LINE |              |       |
|----------------|----|--------------|-------|----------------|--------------|------|-------------|--------------|-------|
| POS            | NO | NAME         | MPH   | NO             | NAME         | MPH  | NO          | NAME         | MPH   |
| 1              | 10 | DARK         | 101.6 | 2              | JOLLEY       | 89.1 | 49          | BEAUMONT     | 133.9 |
| 2              | 3  | CANNELL      | 100.3 | 3              | CANNELL      | 86.1 | 91          | DRAKE        | 132.1 |
| 3              | 25 | MIDDLEHURST  | 100.3 | 10             | DARK         | 85.7 | 3           | CANNELL      | 131.3 |
| 4              | 18 | CHISHOLM     | 100.1 | 49             | BEAUMONT     | 84.8 | 10          | DARK         | 131.3 |
| 5              | 12 | FRIEDRICH    | 99.7  | 7              | BLEES        | 84.4 | 15          | MATZELBERGER | 130.0 |
| 6              | 49 | BEAUMONT     | 99.5  | 11             | FAIRLEY      | 84.4 | 12          | FRIEDRICH    | 129.8 |
| 7              | 91 | DRAKE        | 98.8  | 9              | DANIELL      | 83.3 | 11          | FAIRLEY      | 129.3 |
| 8              | 7  | BLEES        | 96.5  | 25             | MIDDLEHURST  | 82.5 | 18          | CHISHOLM     | 129.0 |
| 9              | 2  | JOLLEY       | 96.1  | 12             | FRIEDRICH    | 82.1 | 25          | MIDDLEHURST  | 127.0 |
| 10             | 11 | FAIRLEY      | 96.1  | 30             | PLANTE       | 81.3 | 9           | DANIELL      | 124.5 |
| 11             | 9  | DANIELL      | 95.5  | 91             | DRAKE        | 81.2 | 2           | JOLLEY       | 123.5 |
| 12             | 4  | THORNTON     | 92.5  | 18             | CHISHOLM     | 80.9 | 7           | BLEES        | 122.6 |
| 13             | 69 | TILLEY       | 92.0  | 4              | THORNTON     | 80.2 | 24          | STROLZ       | 122.2 |
| 14             | 15 | MATZELBERGER | 91.3  | 15             | MATZELBERGER | 79.9 | 6           | EMERY        | 122.0 |
| 15             | 47 | JOLLIFFE     | 90.6  | 69             | TILLEY       | 79.8 | 69          | TILLEY       | 121.7 |
| 16             | 37 | PERK         | 90.1  | 8              | DITHERIDGE   | 79.6 | 34          | WILSON       | 120.6 |
| 17             | 24 | STROLZ       | 89.9  | 47             | JOLLIFFE     | 79.0 | 8           | DITHERIDGE   | 119.6 |
| 18             | 8  | DITHERIDGE   | 88.1  | 14             | DE GRES      | 77.9 | 47          | JOLLIFFE     | 117.3 |
| 19             | 14 | DE GRES      | 87.6  | 6              | EMERY        | 77.8 | 14          | DE GRES      | 117.1 |
| 20             | 34 | WILSON       | 85.3  | 34             | WILSON       | 76.6 | 37          | PERK         | 116.5 |
| 21             | 30 | PLANTE       | 85.2  | 24             | STROLZ       | 74.7 | 4           | THORNTON     | 115.7 |
| 22             | 29 | PULLEYN      | 84.8  | 37             | PERK         | 74.0 | 30          | PLANTE       | 112.9 |
| 23             | 6  | EMERY        | 84.4  | 29             | PULLEYN      | 68.8 | 29          | PULLEYN      | 107.2 |

Weather / Track : Sunny / Dry

Results can be found at [www.tsl-timing.com](http://www.tsl-timing.com)

Brands Hatch GP  
Circuit Length = 2.4332 miles  
Start: 12:40 Flag 13:00 End: 13:02

Printed - 13:04 Sunday, 30 June 2019

# Legends of Brands Hatch Superprix

## HGPCA Pre '66

### RACE 11 - STATISTICS

**Competitors Started** 23  
**Planned Start** 2019-06-30 @ 12:40:00.000  
**Actual Start** 2019-06-30 @ 12:40:30.822  
**Finish Time** 2019-06-30 @ 13:00:57.747  
**Track Length** 2.4332mi.  
**Total Laps** 216  
**Total Distance Covered** 525.5905mi.

#### Session Fastest Lap History

| NO | CL | NAME             | LAP TIME | TIME OF DAY  | LAP | VEHICLE       |
|----|----|------------------|----------|--------------|-----|---------------|
| 12 | 7b | Rudi FRIEDRICHS  | 1:46.963 | 12:42:17.805 | 1   | Cooper T53    |
| 3  | 12 | Barry CANNELL    | 1:42.889 | 12:44:01.446 | 2   | Brabham BT11A |
| 49 | 12 | Andrew BEAUMONT  | 1:42.794 | 12:44:04.208 | 2   | Lotus 18      |
| 91 | 7b | Chris DRAKE      | 1:42.512 | 12:45:46.620 | 3   | Cooper T53    |
| 3  | 12 | Barry CANNELL    | 1:42.167 | 12:47:27.674 | 4   | Brabham BT11A |
| 91 | 7b | Chris DRAKE      | 1:41.686 | 12:47:28.305 | 4   | Cooper T53    |
| 25 | 11 | Andy MIDDLEHURST | 1:41.587 | 12:47:32.000 | 4   | Lotus 25 R4   |
| 3  | 12 | Barry CANNELL    | 1:41.232 | 12:49:08.906 | 5   | Brabham BT11A |
| 3  | 12 | Barry CANNELL    | 1:40.325 | 12:55:54.408 | 9   | Brabham BT11A |

#### Session Leader History

| NO | CL | NAME            | FROM LAP | LAPS LED | DISTANCE    | VEHICLE       |
|----|----|-----------------|----------|----------|-------------|---------------|
| 12 | 7b | Rudi FRIEDRICHS | 1        | 1        | 2.43 miles  | Cooper T53    |
| 3  | 12 | Barry CANNELL   | 2        | 11       | 26.76 miles | Brabham BT11A |

#### Flag History

| TYPE   | TIME OF DAY  |
|--------|--------------|
| GREEN  | 12:40:30.822 |
| FINISH | 13:00:57.747 |

#### Flag Statistics

| TYPE       | COUNT | TOTAL LAPS | TOTAL TIME |
|------------|-------|------------|------------|
| Green      | 1     | 12         | 22:06.956  |
| Red        | 0     | 0          | 0.000      |
| Safety Car | 0     | 0          | 0.000      |
| FCY        | 0     | 0          | 0.000      |

Weather / Track : Sunny / Dry

These results are provisional until the conclusion of any judicial and technical matters.

Brands Hatch GP

Circuit Length = 2.4332 miles

Start: 12:40 Flag 13:00 End: 13:02

Clerk Of Course : Julian Floyd

Timekeeper : Nick Palmer

# Legends of Brands Hatch Superprix

## HGPCA Pre '66

### RACE 11 - STATISTICS

CLASS : 7b

9 Starters

#### Fastest Lap History

| NO | NAME            | LAP TIME | TIME OF DAY  | LAP | VEHICLE    |
|----|-----------------|----------|--------------|-----|------------|
| 12 | Rudi FRIEDRICHS | 1:46.963 | 12:42:17.805 | 1   | Cooper T53 |
| 91 | Chris DRAKE     | 1:44.352 | 12:44:04.109 | 2   | Cooper T53 |
| 10 | Tom DARK        | 1:43.623 | 12:44:04.769 | 2   | Cooper T51 |
| 91 | Chris DRAKE     | 1:42.512 | 12:45:46.620 | 3   | Cooper T53 |
| 91 | Chris DRAKE     | 1:41.686 | 12:47:28.305 | 4   | Cooper T53 |
| 91 | Chris DRAKE     | 1:41.487 | 12:49:09.791 | 5   | Cooper T53 |

#### Leader History

| NO | NAME            | FROM LAP | LAPS LED | DISTANCE    | VEHICLE    |
|----|-----------------|----------|----------|-------------|------------|
| 12 | Rudi FRIEDRICHS | 1        | 1        | 2.43 miles  | Cooper T53 |
| 91 | Chris DRAKE     | 2        | 6        | 14.59 miles | Cooper T53 |
| 10 | Tom DARK        | 8        | 5        | 12.16 miles | Cooper T51 |

Weather / Track : Sunny / Dry

These results are provisional until the conclusion of any judicial and technical matters.

Brands Hatch GP

Circuit Length = 2.4332 miles

Start: 12:40 Flag 13:00 End: 13:02

Clerk Of Course : Julian Floyd

Timekeeper : Nick Palmer



# Legends of Brands Hatch Superprix

HGPCA Pre '66

## RACE 11 - STATISTICS

CLASS : 9

4 Starters

### Fastest Lap History

| NO | NAME         | LAP TIME | TIME OF DAY  | LAP | VEHICLE    |
|----|--------------|----------|--------------|-----|------------|
| 9  | Mark DANIELL | 1:51.319 | 12:42:22.155 | 1   | Cooper T45 |
| 9  | Mark DANIELL | 1:44.857 | 12:44:07.013 | 2   | Cooper T45 |
| 9  | Mark DANIELL | 1:44.607 | 12:45:51.620 | 3   | Cooper T45 |
| 9  | Mark DANIELL | 1:44.034 | 12:49:20.320 | 5   | Cooper T45 |
| 9  | Mark DANIELL | 1:43.567 | 12:52:48.557 | 7   | Cooper T45 |
| 9  | Mark DANIELL | 1:43.143 | 12:58:00.654 | 10  | Cooper T45 |

### Leader History

| NO | NAME         | FROM LAP | LAPS LED | DISTANCE    | VEHICLE    |
|----|--------------|----------|----------|-------------|------------|
| 9  | Mark DANIELL | 1        | 12       | 29.19 miles | Cooper T45 |

Weather / Track : Sunny / Dry

These results are provisional until the conclusion of any judicial and technical matters.

Brands Hatch GP

Circuit Length = 2.4332 miles

Start: 12:40 Flag 13:00 End: 13:02

Clerk Of Course : Julian Floyd

Timekeeper : Nick Palmer

# Legends of Brands Hatch Superprix

## HGPCA Pre '66

### RACE 11 - STATISTICS

CLASS : 10

3 Starters

#### Fastest Lap History

| NO | NAME          | LAP TIME | TIME OF DAY  | LAP | VEHICLE |
|----|---------------|----------|--------------|-----|---------|
| 4  | Greg THORNTON | 1:54.323 | 12:42:25.161 | 1   | LDS 03  |
| 4  | Greg THORNTON | 1:46.501 | 12:44:11.662 | 2   | LDS 03  |
| 4  | Greg THORNTON | 1:44.993 | 12:47:43.550 | 4   | LDS 03  |
| 4  | Greg THORNTON | 1:44.532 | 12:51:13.943 | 6   | LDS 03  |
| 4  | Greg THORNTON | 1:44.508 | 12:52:58.450 | 7   | LDS 03  |
| 4  | Greg THORNTON | 1:44.083 | 12:56:27.149 | 9   | LDS 03  |

#### Leader History

| NO | NAME          | FROM LAP | LAPS LED | DISTANCE    | VEHICLE |
|----|---------------|----------|----------|-------------|---------|
| 4  | Greg THORNTON | 1        | 12       | 29.19 miles | LDS 03  |

Weather / Track : Sunny / Dry

These results are provisional until the conclusion of any judicial and technical matters.

Clerk Of Course : Julian Floyd

Brands Hatch GP

Circuit Length = 2.4332 miles

Start: 12:40 Flag 13:00 End: 13:02

Timekeeper : Nick Palmer

# Legends of Brands Hatch Superprix

## HGPCA Pre '66

### RACE 11 - STATISTICS

CLASS : 11

1 Starters

#### Fastest Lap History

| NO | NAME             | LAP TIME | TIME OF DAY  | LAP | VEHICLE     |
|----|------------------|----------|--------------|-----|-------------|
| 25 | Andy MIDDLEHURST | 1:53.028 | 12:42:23.869 | 1   | Lotus 25 R4 |
| 25 | Andy MIDDLEHURST | 1:43.352 | 12:44:07.222 | 2   | Lotus 25 R4 |
| 25 | Andy MIDDLEHURST | 1:43.191 | 12:45:50.412 | 3   | Lotus 25 R4 |
| 25 | Andy MIDDLEHURST | 1:41.587 | 12:47:32.000 | 4   | Lotus 25 R4 |

#### Leader History

| NO | NAME             | FROM LAP | LAPS LED | DISTANCE    | VEHICLE     |
|----|------------------|----------|----------|-------------|-------------|
| 25 | Andy MIDDLEHURST | 1        | 12       | 29.19 miles | Lotus 25 R4 |

Weather / Track : Sunny / Dry

These results are provisional until the conclusion of any judicial and technical matters.

Brands Hatch GP

Circuit Length = 2.4332 miles

Start: 12:40 Flag 13:00 End: 13:02

Clerk Of Course : Julian Floyd

Timekeeper : Nick Palmer

# Legends of Brands Hatch Superprix

HGPCA Pre '66

## RACE 11 - STATISTICS

CLASS : 12

6 Starters

### Fastest Lap History

| NO | NAME            | LAP TIME | TIME OF DAY  | LAP | VEHICLE       |
|----|-----------------|----------|--------------|-----|---------------|
| 3  | Barry CANNELL   | 1:47.717 | 12:42:18.556 | 1   | Brabham BT11A |
| 3  | Barry CANNELL   | 1:42.889 | 12:44:01.446 | 2   | Brabham BT11A |
| 49 | Andrew BEAUMONT | 1:42.794 | 12:44:04.208 | 2   | Lotus 18      |
| 3  | Barry CANNELL   | 1:42.167 | 12:47:27.674 | 4   | Brabham BT11A |
| 49 | Andrew BEAUMONT | 1:42.012 | 12:47:29.067 | 4   | Lotus 18      |
| 3  | Barry CANNELL   | 1:41.232 | 12:49:08.906 | 5   | Brabham BT11A |
| 3  | Barry CANNELL   | 1:40.325 | 12:55:54.408 | 9   | Brabham BT11A |

### Leader History

| NO | NAME          | FROM LAP | LAPS LED | DISTANCE    | VEHICLE       |
|----|---------------|----------|----------|-------------|---------------|
| 3  | Barry CANNELL | 1        | 12       | 29.19 miles | Brabham BT11A |

Weather / Track : Sunny / Dry

These results are provisional until the conclusion of any judicial and technical matters.

Clerk Of Course : Julian Floyd

Brands Hatch GP

Circuit Length = 2.4332 miles

Start: 12:40 Flag 13:00 End: 13:02

Timekeeper : Nick Palmer