

Nr.	Teilnehmer	Ort / Land	Fahrzeug / Typ	ccm	BJ
-----	------------	------------	----------------	-----	----

**Historic Grand Prix Cars bis 1960****Class 1 1925 - 1934 Grand Prix cars running on 18" or 19" wheels**

12	Rettenmaier, Stephan	Pattensen	Alfa Romeo P3	3167s	1934
----	----------------------	-----------	---------------	-------	------

**Class 2 1935 - 1951 Grand Prix cars running on 18" or 19" wheels / (cars running with smaller wheels must show period evidence)**

5	Pilkington, Richard	Großbritannien	Talbot T 26 SS	4482	1937
---	---------------------	----------------	----------------	------	------

**Class 3 Pre 1939 1.5 litre Voiturette cars on 16" wheels**

11	Gans, Michael	Luxemburg	ERA R1B	1488s	1935
36	Bachmann; Heinz,	Schweiz	ERA R9B	1500s	1936

**Class 5 1952/53 Grand Prix cars 2000 ccm**

6	Eyre, Martin	Großbritannien	Cooper Bristol 8/53	1971	1953
19	Grant, Paul	Belgien	Cooper Bristol 3/53	1971	1953
21	Nuthall, Ian	Großbritannien	Alta Formula 2	1980	1952
23	Wood, Barry	Großbritannien	Cooper Bristol 6/52	2000	1952
32	Plante, Guy	Großbritannien	Cooper Bristol 9/53	1971	1953
75	McGuire, Eddie	Großbritannien	Cooper Bristol 8/52	1971	1952

**Class 6 1954 -1958 Grand Prix cars on 16" wheels**

8	Streminski, Dr. Albert	Köln	BRM P25	2500	1958
17	Valverkens, Marc	Belgien	Gordini 16	2479	1956
26	Gassmann, Helmut	Bovenden	Connaught B	2470	1964
28	Adelman, Graham	USA	Maserati 250F 2526	2500	956
34	Rettenmaier, Josef Otto	Rosenberg	Maserati 250F 2533	2900	1958
56	Halusa, Martin Halusa, Niklas	Österreich Österreich	Maserati 250F 2521	2494	1956
248	Lehr, Dr. Klaus	Weinheim	Maserati 250F CM5	2500	1957

**Class 7a Pre 1961 Grand Prix cars on 15" wheels**

1	Walker, Philip	Großbritannien	Lotus 16 368	2495	1959
3	Smith, Tony	Großbritannien	Ferrari 246 Dino	2500	1969
4	Friedrichs, Wolfgang	Germany	Aston Martin DBR 4	2493	1959

Nr.	Teilnehmer	Ort / Land	Fahrzeug / Typ	ccm	BJ
<b>Class 7a Pre 1961 Grand Prix cars on 15" wheels</b>					
27	Wood, Tony	Großbritannien	Maserati TecMec	2493	1958/59
<b>Class 7c Pre 1961 Formula II</b>					
40	Hoole, Sidney	Großbritannien	Cooper T41	1500	1956
41	Maile, Brian	Großbritannien	Cooper T41	1460	1956
45	Taylor, Scotty	Australien	Cooper T45	1500	1958
<b>Class 8 Pre 1961 Intercontinental and Indianapolis</b>					
2	Jolley, Rod	Großbritannien	Lister Monzanapolis	3781	1958
30	Bronson, Julian	Großbritannien	Scarab Offenhauser	2500	1960



## 44. AvD-Oldtimer-Grand-Prix 2016

Lyoner Straße 16, 60528 Frankfurt/Main

### R6 - Historische Grand Prix Fahrzeuge bis 1960 Result of qualifying

12 - 14 August 2016  
 Nürburgring GP Circuit - 4638 mtr.

Pos	Nbr	Name	Car	Cls	PIC	Fastest	In	Gap	Diff	Laps	Km/h
1	30	Julian Bronson	Scarab Offenhauser	8	1	<b>2:03.577</b>	<b>7</b>			8	135.11
2	27	Tony Wood	Maserati TecMec	7a	1	<b>2:04.022</b>	<b>9</b>	0.445	0.445	11	134.63
3	34	Josef Otto Rettenmaier	Maserati 250F 2533	6	1	<b>2:08.010</b>	<b>5</b>	4.433	3.988	7	130.43
4	3	Tony Smith	Ferrari 246 Dino	7a	2	<b>2:09.006</b>	<b>5</b>	5.429	0.996	9	129.43
5	40	Sidney Hoole	Cooper T41	7c	1	<b>2:09.261</b>	<b>11</b>	5.684	0.255	12	129.17
6	56	Halusa-Halusa	Maserati 250F 2521	6	2	<b>2:09.745</b>	<b>11</b>	6.168	0.484	11	128.69
7	2	Rod Jolley	Lister Monzanapolis	8	2	<b>2:10.552</b>	<b>5</b>	6.975	0.807	9	127.89
8	11	Michael Gans	ERA R1B	3	1	<b>2:10.885</b>	<b>7</b>	7.308	0.333	8	127.57
9	28	Graham Adelman	Maserati 250F 2526	6	3	<b>2:12.796</b>	<b>9</b>	9.219	1.911	10	125.73
10	21	Ian Nuthall	Alta Formula 2	5	1	<b>2:13.502</b>	<b>7</b>	9.925	0.706	9	125.07
11	248	Klaus Lehr	Maserati 250F CM5	6	4	<b>2:14.319</b>	<b>2</b>	10.742	0.817	7	124.31
12	4	Wolfgang Friedrichs	Aston Martin DBR 4	7a	3	<b>2:15.306</b>	<b>7</b>	11.729	0.987	9	123.40
13	19	Paul Grant	Cooper Bristol 3/53	5	2	<b>2:15.733</b>	<b>5</b>	12.156	0.427	10	123.01
14	75	Wood-McGuire	Cooper Bristol 8/52	5	3	<b>2:16.160</b>	<b>10</b>	12.583	0.427	10	122.63
15	6	Martin Eyre	Cooper Bristol 8/53	5	4	<b>2:16.193</b>	<b>10</b>	12.616	0.033	11	122.60
16	32	Guy Plante	Cooper Bristol 9/53	5	5	<b>2:17.306</b>	<b>10</b>	13.729	1.113	11	121.60
17	23	Barry Wood	Cooper Bristol 6/52	5	6	<b>2:18.572</b>	<b>8</b>	14.995	1.266	9	120.49
18	36	Heinz Bachmann	ERA R9B	3	2	<b>2:19.984</b>	<b>7</b>	16.407	1.412	11	119.28
19	45	Scotty Taylor	Cooper T45	7c	2	<b>2:21.080</b>	<b>3</b>	17.503	1.096	5	118.35
20	26	Helmut Gassmann	Connaught B	6	5	<b>2:21.923</b>	<b>7</b>	18.346	0.843	8	117.65
21	8	Albert Streminski	BRM P25	6	6	<b>2:23.088</b>	<b>7</b>	19.511	1.165	8	116.69
22	17	Marc Valverkens	Gordini 16	6	7	<b>2:23.236</b>	<b>10</b>	19.659	0.148	10	116.57
23	41	Brian Maile	Cooper T41	7c	3	<b>2:24.866</b>	<b>10</b>	21.289	1.630	10	115.26
24	12	Stephan Rettenmaier	Alfa Romeo P3	1	1	<b>2:25.285</b>	<b>5</b>	21.708	0.419	9	114.92
NOT QUALIFIED		(130% of 2:05.203) = 2:42.763				: 3Laps					
DNC	5	Richard Pilkington	Talbot T 26 SS	2		<b>2:49.213</b>	<b>5</b>	45.636	23.928	7	98.67

Fastest time : 2:03.577 in lap 7 by nbr. 30 : Julian Bronson(Julian Bronson) ()

**Publication-time**

Results and Laptimes : [www.tracktime.info](http://www.tracktime.info)

Official Timekeeper: Junghans, AvD-Oldtimer-Grand-Prix

Clerk of the Course

Steward

Timekeeper

Inge Kühn, Köln



## 44. AvD-Oldtimer-Grand-Prix 2016

Lyoner Straße 16, 60528 Frankfurt/Main

### R6 - Historische Grand Prix Fahrzeuge bis 1960 - qualifying

#### SECTOR ANALYSIS

12 - 14 August 2016

Nürburgring GP Circuit - 4638 mtr.

Pos	Nbr	Name / Team name	Sector 1			Sector 2			Sector 3			Theoretical best	Actual best	In
			time	Lap	pos	time	Lap	pos	time	Lap	pos			
1	30	Julian Bronson	48.032	7	1	52.505	7	2	22.682	4	1	2:03.219	<b>2:03.577</b>	<b>7</b>
2	27	Tony Wood	48.140	9	2	52.422	11	1	22.980	5	2	2:03.542	<b>2:04.022</b>	<b>9</b>
3	34	Josef Otto Rettenmaier	49.656	6	3	54.267	5	3	23.435	5	3	2:07.358	<b>2:08.010</b>	<b>5</b>
4	3	Tony Smith	49.927	8	4	54.783	7	6	23.568	5	4	2:08.278	<b>2:09.006</b>	<b>5</b>
5	40	Sidney Hoole	50.689	11	7	54.592	11	5	23.682	12	5	2:08.963	<b>2:09.261</b>	<b>11</b>
6	56	Halusa-Halusa	50.280	11	5	54.334	9	4	24.275	11	8	2:08.889	<b>2:09.745</b>	<b>11</b>
7	2	Rod Jolley	50.686	5	6	55.266	4	7	24.172	4	7	2:10.124	<b>2:10.552</b>	<b>5</b>
8	11	Michael Gans	51.465	7	8	55.431	7	8	23.989	7	6	2:10.885	<b>2:10.885</b>	<b>7</b>
9	28	Graham Adelman											<b>2:12.796</b>	<b>9</b>
10	21	Ian Nuthall	52.048	7	10	57.132	7	10	24.322	7	9	2:13.502	<b>2:13.502</b>	<b>7</b>
11	248	Klaus Lehr	51.790	2	9	56.521	2	9	25.211	1	15	2:13.522	<b>2:14.319</b>	<b>2</b>
12	4	Wolfgang Friedrichs	52.515	8	11	57.285	6	13	24.903	7	10	2:14.703	<b>2:15.306</b>	<b>7</b>
13	19	Paul Grant	53.121	3	14	57.252	10	12	24.941	5	11	2:15.314	<b>2:15.733</b>	<b>5</b>
14	75	Wood-McGuire	53.088	9	13	57.140	10	11	25.034	9	13	2:15.262	<b>2:16.160</b>	<b>10</b>
15	6	Martin Eyre	52.930	11	12	57.915	10	14	24.948	10	12	2:15.793	<b>2:16.193</b>	<b>10</b>
16	32	Guy Plante	53.456	10	16	58.350	7	15	25.190	8	14	2:16.996	<b>2:17.306</b>	<b>10</b>
17	23	Barry Wood	53.201	7	15	59.033	8	17	25.490	5	16	2:17.724	<b>2:18.572</b>	<b>8</b>
18	36	Heinz Bachmann	54.525	8	17	58.928	11	16	26.000	7	18	2:19.453	<b>2:19.984</b>	<b>7</b>
19	45	Scotty Taylor	54.744	3	18	59.801	1	18	26.160	2	19	2:20.705	<b>2:21.080</b>	<b>3</b>
20	26	Helmut Gassmann	55.582	5	19	1:00.051	8	20	25.951	7	17	2:21.584	<b>2:21.923</b>	<b>7</b>
21	8	Albert Streminski							27.683	2	23		<b>2:23.088</b>	<b>7</b>
22	17	Marc Valverkens	57.007	10	22	59.827	10	19	26.402	10	21	2:23.236	<b>2:23.236</b>	<b>10</b>
23	41	Brian Maile	56.277	10	20	1:01.454	10	21	26.680	6	22	2:24.411	<b>2:24.866</b>	<b>10</b>
24	12	Stephan Rettenmaier	56.851	5	21	1:02.075	5	22	26.359	5	20	2:25.285	<b>2:25.285</b>	<b>5</b>
25	5	Richard Pilkington	1:04.082	5	23	1:12.540	4	23	30.379	4	24	2:47.001	<b>2:49.213</b>	<b>5</b>

## 44. AvD-Oldtimer-Grand-Prix 2016

Lyoner Straße 16, 60528 Frankfurt/Main

### R6 - Historische Grand Prix Fahrzeuge bis 1960 - qualifying

#### Laptimes

12 - 14 August 2016

Nürburgring GP Circuit - 4638 mtr.

Nbr	Name	Laps	lap	Lap ..1	Lap ..2	Lap ..3	Lap ..4	Lap ..5	Lap ..6	Lap ..7	Lap ..8	Lap ..9	Lap ..0
30	Julian Bronson	8	1 - 10	2:07.632	2:07.234	2:06.584	2:03.892	2:26.419	3:25.722	2:03.577	2:44.804		
27	Tony Wood	11	1 - 10	2:19.915	2:08.118	2:05.304	2:16.588	2:05.149	2:22.426	3:54.928	2:10.857	2:04.022	2:13.334
			11 - 20	2:04.112									
34	Josef Otto Rettenmaier	7	1 - 10	2:12.708	2:10.647	2:11.680	2:08.927	2:08.010	2:08.777	2:24.323			
3	Tony Smith	9	1 - 10	2:24.359	2:12.493	2:11.266	2:09.999	2:09.006	2:10.149	2:09.867	2:09.450	2:26.893	
40	Sidney Hoole	12	1 - 10	2:23.311	2:15.265	2:14.576	2:12.126	2:11.567	2:12.126	2:10.445	2:11.225	2:10.646	2:09.963
			11 - 20	2:09.261	2:09.306								
56	Halusa-Halusa	11	1 - 10	2:32.233	2:19.624	2:17.928	2:17.607	2:27.407	3:19.289	2:12.056	2:10.701	2:10.131	2:11.422
			11 - 20	2:09.745									
2	Rod Jolley	9	1 - 10	2:24.955	2:33.952	4:59.768	2:13.277	2:10.552	2:13.012	2:11.955	2:12.250	2:11.179	
11	Michael Gans	8	1 - 10	2:15.218	2:13.277	2:13.172	2:12.114	2:11.356	2:24.303	2:10.885	2:35.318		
28	Graham Adelman	10	1 - 10	2:15.958	2:14.213	2:15.245	2:16.102	2:14.062	2:13.779	2:13.207	2:24.334	2:12.796	2:14.276
21	Ian Nuthall	9	1 - 10	2:21.175	2:17.233	2:16.420	2:16.056	2:15.253	2:14.765	2:13.502	2:14.505	2:32.099	
248	Klaus Lehr	7	1 - 10	2:21.095	2:14.319	2:24.828	3:22.772	2:17.159	2:14.448	2:32.121			
4	Wolfgang Friedrichs	9	1 - 10	2:30.697	2:19.211	2:17.402	2:17.781	2:15.825	2:15.459	2:15.306	3:03.356	2:34.659	
19	Paul Grant	10	1 - 10	2:17.886	2:18.294	2:15.984	2:17.042	2:15.733	2:16.031	2:17.371	2:17.398	2:16.414	2:16.378
75	Wood-McGuire	10	1 - 10	2:27.287	2:22.354	2:22.202	2:21.506	2:19.912	2:18.142	2:31.364	4:12.638	2:16.182	2:16.160
6	Martin Eyre	11	1 - 10	2:36.354	2:22.310	2:20.387	2:20.970	2:18.652	2:18.470	2:17.886	2:21.404	2:16.933	2:16.193
			11 - 20	2:16.705									
32	Guy Plante	11	1 - 10	2:27.539	2:21.705	2:21.091	2:20.037	2:19.999	2:17.764	2:18.254	2:17.577	2:19.957	2:17.306
			11 - 20	2:19.691									
23	Barry Wood	9	1 - 10	2:30.961	2:24.643	2:22.796	2:21.646	2:18.949	2:19.652	2:18.866	2:18.572	2:29.504	
36	Heinz Bachmann	11	1 - 10	2:39.426	2:24.015	2:22.638	2:22.448	2:23.370	2:22.220	2:19.984	2:20.774	2:20.886	2:21.517
			11 - 20	2:20.262									
45	Scotty Taylor	5	1 - 10	2:22.289	2:21.530	2:21.080	2:23.277	2:53.441					
26	Helmut Gassmann	8	1 - 10	2:42.049	2:27.566	2:24.960	2:25.829	2:22.102	2:23.415	2:21.923	2:39.039		
8	Albert Streminski	8	1 - 10	2:32.260	2:29.309	2:25.539	2:23.835	2:25.442	2:25.810	2:23.088	2:23.097		
17	Marc Valverkens	10	1 - 10	2:42.079	2:33.034	2:28.469	2:35.546	2:30.184	2:29.162	2:29.513	2:29.944	2:25.652	2:23.236
41	Brian Maile	10	1 - 10	2:35.563	2:30.979	2:28.188	2:27.862	2:26.178	2:27.610	2:25.287	2:25.452	2:25.014	2:24.866
12	Stephan Rettenmaier	9	1 - 10	2:29.028	2:27.490	2:30.030	2:28.837	2:25.285	2:28.408	2:27.030	2:27.069	2:26.603	
5	Richard Pilkington	7	1 - 10	2:55.164	2:52.437	3:09.439	6:20.481	2:49.213	3:12.569	4:18.608			



## 44. AvD-Oldtimer-Grand-Prix 2016

Lyoner Straße 16, 60528 Frankfurt/Main

**R6 - Historische Grand Prix Fahrzeuge bis 1960 - qualifying**  
**Laptimes**

**12 - 14 August 2016**  
**Nürburgring GP Circuit - 4638 mtr.**

Nbr	Name	Laps	lap	Lap ..1	Lap ..2	Lap ..3	Lap ..4	Lap ..5	Lap ..6	Lap ..7	Lap ..8	Lap ..9	Lap ..0
-----	------	------	-----	---------	---------	---------	---------	---------	---------	---------	---------	---------	---------

## 44. AvD-Oldtimer-Grand-Prix 2016

Lyoner Straße 16, 60528 Frankfurt/Main

### R6 - Historische Grand Prix Fahrzeuge bis 1960 - qualifying

12 - 14 August 2016

### Laps and Sector Times

Nürburgring GP Circuit - 4638 mtr.

2 Rod Jolley										Lister Monzanapolis										
lap	Sect-1	Speed	Sect-2	Speed	Sect-3	Speed	TopSpeed	laptime	pit	lap	Sect-1	Speed	Sect-2	Speed	Sect-3	Speed	Top speed	laptime	pit	
1	55.302		1:03.415		26.238			2:24.955		6	51.655		55.915		25.442				2:13.012	
2	55.179		1:00.979		In			2:33.952	P	7	52.046		55.646		24.263				2:11.955	
3			55.639		24.571			4:59.768		8	51.501		55.643		25.106				2:12.250	
4	53.839		55.266		24.172			2:13.277		9	51.441		55.491		24.247				2:11.179	
5	50.686		55.366		24.500			2:10.552		10										

3 Tony Smith										Ferrari 246 Dino										
lap	Sect-1	Speed	Sect-2	Speed	Sect-3	Speed	TopSpeed	laptime	pit	lap	Sect-1	Speed	Sect-2	Speed	Sect-3	Speed	Top speed	laptime	pit	
1	Out		1:00.034		24.745			2:24.359		6	51.530		54.919		23.700				2:10.149	
2	51.131		56.515		24.847			2:12.493		7	50.696		54.783		24.388				2:09.867	
3	50.927		56.216		24.123			2:11.266		8	49.927		54.811		24.712				2:09.450	
4	51.032		55.041		23.926			2:09.999		9	52.747		56.399		In				2:26.893	P
5	50.079		55.359		23.568			2:09.006		10										

4 Wolfgang Friedrichs										Aston Martin DBR 4										
lap	Sect-1	Speed	Sect-2	Speed	Sect-3	Speed	TopSpeed	laptime	pit	lap	Sect-1	Speed	Sect-2	Speed	Sect-3	Speed	Top speed	laptime	pit	
1	Out		1:04.648		26.245			2:30.697		6	52.860		57.285		25.314				2:15.459	
2	54.705		58.879		25.627			2:19.211		7	53.066		57.337		24.903				2:15.306	
3	52.769		59.212		25.421			2:17.402		8	52.515		58.720		1:12.121				3:03.356	
4	54.126		57.974		25.681			2:17.781		9	56.654		In		In				2:34.659	P
5	53.221		57.460		25.144			2:15.825		10										

5 Richard Pilkington										Talbot T 26 SS										
lap	Sect-1	Speed	Sect-2	Speed	Sect-3	Speed	TopSpeed	laptime	pit	lap	Sect-1	Speed	Sect-2	Speed	Sect-3	Speed	Top speed	laptime	pit	
1	Out		1:17.248		31.113			2:55.164		5	1:04.082		1:13.044		32.087				2:49.213	
2	1:04.197		1:16.134		32.106			2:52.437		6	1:11.380		1:18.037		In				3:12.569	P
3	1:08.082		1:19.809		In			3:09.439	P	7	Out		1:15.083		30.749				4:18.608	
4	Out		1:12.540		30.379			6:20.481		8										

6 Martin Eyre										Cooper Bristol 8/53										
lap	Sect-1	Speed	Sect-2	Speed	Sect-3	Speed	TopSpeed	laptime	pit	lap	Sect-1	Speed	Sect-2	Speed	Sect-3	Speed	Top speed	laptime	pit	
1	Out		1:06.131		26.654			2:36.354		7	53.443		59.012		25.431				2:17.886	
2	55.300		1:00.828		26.182			2:22.310		8	53.577		58.103		29.724				2:21.404	
3	54.455		59.782		26.150			2:20.387		9	53.629		58.109		25.195				2:16.933	
4	56.287		59.082		25.601			2:20.970		10	53.330		57.915		24.948				2:16.193	
5	53.651		58.827		26.174			2:18.652		11	52.930		58.430		25.345				2:16.705	
6	54.205		58.818		25.447			2:18.470		12										

8 Albert Streminski										BRM P25										
lap	Sect-1	Speed	Sect-2	Speed	Sect-3	Speed	TopSpeed	laptime	pit	lap	Sect-1	Speed	Sect-2	Speed	Sect-3	Speed	Top speed	laptime	pit	
1					28.122			2:32.260		5									2:25.442	
2					27.683			2:29.309		6									2:25.810	
3								2:25.539		7									2:23.088	
4								2:23.835		8									2:23.097	

11 Michael Gans										ERA R1B										
lap	Sect-1	Speed	Sect-2	Speed	Sect-3	Speed	TopSpeed	laptime	pit	lap	Sect-1	Speed	Sect-2	Speed	Sect-3	Speed	Top speed	laptime	pit	
1	Out		57.907		24.931			2:15.218		5	51.502		55.585		24.269				2:11.356	
2	52.458		56.290		24.529			2:13.277		6	56.147		1:03.332		24.824				2:24.303	
3	51.935		56.895		24.342			2:13.172		7	51.465		55.431		23.989				2:10.885	
4	51.468		56.272		24.374			2:12.114		8	53.107		56.610		In				2:35.318	P

12 Stephan Rettenmaier										Alfa Romeo P3										
lap	Sect-1	Speed	Sect-2	Speed	Sect-3	Speed	TopSpeed	laptime	pit	lap	Sect-1	Speed	Sect-2	Speed	Sect-3	Speed	Top speed	laptime	pit	
1	58.922		1:03.022		27.084			2:29.028		6	57.788		1:03.421		27.199				2:28.408	
2	58.080		1:02.687		26.723			2:27.490		7	56.903		1:03.432		26.695				2:27.030	

## 44. AvD-Oldtimer-Grand-Prix 2016

Lyoner Straße 16, 60528 Frankfurt/Main

### R6 - Historische Grand Prix Fahrzeuge bis 1960 - qualifying

12 - 14 August 2016

#### Laps and Sector Times

Nürburgring GP Circuit - 4638 mtr.

3	58.838	1:02.756	28.436	2:30.030	8	58.049	1:02.313	26.707	2:27.069
4	57.316	1:04.152	27.369	2:28.837	9	57.364	1:02.418	26.821	2:26.603
5	56.851	1:02.075	26.359	2:25.285	10				

17 Marc Valverkens										Gordini 16										
lap	Sect-1	Speed	Sect-2	Speed	Sect-3	Speed	TopSpeed	laptime	pit	lap	Sect-1	Speed	Sect-2	Speed	Sect-3	Speed	Top speed	laptime	pit	
1	Out		1:07.275		30.139			2:42.079		6	59.262		1:02.205		27.695				2:29.162	
2	1:01.348		1:03.558		28.128			2:33.034		7	59.119		1:02.893		27.501				2:29.513	
3	58.104		1:02.809		27.556			2:28.469		8	59.064		1:03.663		27.217				2:29.944	
4	1:02.598		1:03.677		29.271			2:35.546		9	58.621		1:00.458		26.573				2:25.652	
5	59.794		1:03.091		27.299			2:30.184		10	57.007		59.827		26.402				2:23.236	

19 Paul Grant										Cooper Bristol 3/53										
lap	Sect-1	Speed	Sect-2	Speed	Sect-3	Speed	TopSpeed	laptime	pit	lap	Sect-1	Speed	Sect-2	Speed	Sect-3	Speed	Top speed	laptime	pit	
1	54.137		58.286		25.463			2:21.175		6	53.412		57.392		25.227				2:16.031	
2	54.815		58.480		24.999			2:18.294		7	53.638		58.327		25.406				2:17.371	
3	53.121		57.576		25.287			2:15.984		8	54.249		58.021		25.128				2:17.398	
4	53.919		57.761		25.362			2:17.042		9	53.982		57.315		25.117				2:16.414	
5	53.348		57.444		24.941			2:15.733		10	54.011		57.252		25.115				2:16.378	

21 Ian Nuthall										Alta Formula 2										
lap	Sect-1	Speed	Sect-2	Speed	Sect-3	Speed	TopSpeed	laptime	pit	lap	Sect-1	Speed	Sect-2	Speed	Sect-3	Speed	Top speed	laptime	pit	
1	Out		1:00.222		25.581			2:21.175		6	52.810		57.491		24.464				2:14.765	
2	53.324		58.868		25.041			2:17.233		7	52.048		57.132		24.322				2:13.502	
3	53.527		58.081		24.812			2:16.420		8	52.324		57.657		24.524				2:14.505	
4	52.911		58.123		25.022			2:16.056		9	53.718		59.343		In				2:32.099	P
5	52.596		57.795		24.862			2:15.253		10										

23 Barry Wood										Cooper Bristol 6/52										
lap	Sect-1	Speed	Sect-2	Speed	Sect-3	Speed	TopSpeed	laptime	pit	lap	Sect-1	Speed	Sect-2	Speed	Sect-3	Speed	Top speed	laptime	pit	
1	Out		1:06.227		26.636			2:30.961		6	54.648		59.087		25.917				2:19.652	
2	56.721		1:01.777		26.145			2:24.643		7	53.201		1:00.053		25.612				2:18.866	
3	56.345		1:00.398		26.053			2:22.796		8	53.488		59.033		26.051				2:18.572	
4	55.542		1:00.068		26.036			2:21.646		9	53.641		1:00.841		In				2:29.504	P
5	54.333		59.126		25.490			2:18.949		10										

26 Helmut Gassmann										Connaught B										
lap	Sect-1	Speed	Sect-2	Speed	Sect-3	Speed	TopSpeed	laptime	pit	lap	Sect-1	Speed	Sect-2	Speed	Sect-3	Speed	Top speed	laptime	pit	
1	Out		1:09.482		31.700			2:42.049		5	55.582		1:00.514		26.006				2:22.102	
2	58.679		1:02.134		26.753			2:27.566		6	56.825		1:00.619		25.971				2:23.415	
3	56.147		1:02.087		26.726			2:24.960		7	55.722		1:00.250		25.951				2:21.923	
4	56.170		1:02.300		27.359			2:25.829		8	56.444		1:00.051		In				2:39.039	P

27 Tony Wood										Maserati TecMec										
lap	Sect-1	Speed	Sect-2	Speed	Sect-3	Speed	TopSpeed	laptime	pit	lap	Sect-1	Speed	Sect-2	Speed	Sect-3	Speed	Top speed	laptime	pit	
1	Out		59.145		25.379			2:19.915		7	Out		1:07.702		24.230				3:54.928	
2	50.273		53.678		24.167			2:08.118		8	48.256		58.067		24.534				2:10.857	
3	48.567		53.579		23.158			2:05.304		9	48.140		52.871		23.011				2:04.022	
4	52.637		58.115		25.836			2:16.588		10	53.020		56.026		24.288				2:13.334	
5	48.723		53.446		22.980			2:05.149		11	48.307		52.422		23.383				2:04.112	
6	49.307		58.028		In			2:22.426	P	12										

28 Graham Adelman										Maserati 250F 2526										
lap	Sect-1	Speed	Sect-2	Speed	Sect-3	Speed	TopSpeed	laptime	pit	lap	Sect-1	Speed	Sect-2	Speed	Sect-3	Speed	Top speed	laptime	pit	
1								2:15.958		6									2:13.779	
2								2:14.213		7									2:13.207	
3								2:15.245		8									2:24.334	
4								2:16.102		9									2:12.796	



## 44. AvD-Oldtimer-Grand-Prix 2016

Lyoner Straße 16, 60528 Frankfurt/Main

### R6 - Historische Grand Prix Fahrzeuge bis 1960 - qualifying

12 - 14 August 2016

### Laps and Sector Times

Nürburgring GP Circuit - 4638 mtr.

5					2:14.062	10												2:14.276
---	--	--	--	--	----------	----	--	--	--	--	--	--	--	--	--	--	--	----------

30 Julian Bronson										Scarab Offenhauser										
lap	Sect-1	Speed	Sect-2	Speed	Sect-3	Speed	TopSpeed	laptime	pit	lap	Sect-1	Speed	Sect-2	Speed	Sect-3	Speed	Top speed	laptime	pit	
1	Out		55.137		23.498			2:07.632		5	51.893		57.661		In				2:26.419	P
2	49.048		54.549		23.637			2:07.234		6	Out		54.530		23.056				3:25.722	
3	48.974		54.148		23.462			2:06.584		7	<u>48.032</u>		<u>52.505</u>		23.040				<u>2:03.577</u>	
4	48.595		52.615		22.682			2:03.892		8	1:02.183		1:03.477		In				2:44.804	P

32 Guy Plante										Cooper Bristol 9/53										
lap	Sect-1	Speed	Sect-2	Speed	Sect-3	Speed	TopSpeed	laptime	pit	lap	Sect-1	Speed	Sect-2	Speed	Sect-3	Speed	Top speed	laptime	pit	
1	Out		1:03.922		26.205			2:27.539		7	53.632		<u>58.350</u>		26.272				2:18.254	
2	55.566		1:00.255		25.884			2:21.705		8	53.895		58.492		<u>25.190</u>				2:17.577	
3	55.257		59.914		25.920			2:21.091		9	54.519		59.911		25.527				2:19.957	
4	54.837		59.709		25.491			2:20.037		10	<u>53.456</u>		58.453		25.397				<u>2:17.306</u>	
5	54.188		1:00.426		25.385			2:19.999		11	54.355		1:00.017		25.319				2:19.691	
6	53.692		58.647		25.425			2:17.764		12										

34 Josef Otto Rettenmaier										Maserati 250F 2533										
lap	Sect-1	Speed	Sect-2	Speed	Sect-3	Speed	TopSpeed	laptime	pit	lap	Sect-1	Speed	Sect-2	Speed	Sect-3	Speed	Top speed	laptime	pit	
1	52.560		55.857		24.291			2:12.708		5	50.308		<u>54.267</u>		<u>23.435</u>				<u>2:08.010</u>	
2	50.524		55.958		24.165			2:10.647		6	<u>49.656</u>		55.128		23.993				2:08.777	
3	52.212		55.555		23.913			2:11.680		7	51.745		56.645						2:24.323	
4	50.654		54.356		23.917			2:08.927		8										

36 Heinz Bachmann										ERA R9B										
lap	Sect-1	Speed	Sect-2	Speed	Sect-3	Speed	TopSpeed	laptime	pit	lap	Sect-1	Speed	Sect-2	Speed	Sect-3	Speed	Top speed	laptime	pit	
1	Out		1:08.380		31.141			2:39.426		7	54.599		59.385		<u>26.000</u>				<u>2:19.984</u>	
2	56.381		1:00.796		26.838			2:24.015		8	<u>54.525</u>		59.653		26.596				2:20.774	
3	55.000		1:01.046		26.592			2:22.638		9	54.877		59.687		26.322				2:20.886	
4	55.984		1:00.038		26.426			2:22.448		10	54.768		1:00.492		26.257				2:21.517	
5	55.597		1:00.391		27.382			2:23.370		11	54.875		<u>58.928</u>		26.459				2:20.262	
6	55.519		1:00.109		26.592			2:22.220		12										

40 Sidney Hoole										Cooper T41										
lap	Sect-1	Speed	Sect-2	Speed	Sect-3	Speed	TopSpeed	laptime	pit	lap	Sect-1	Speed	Sect-2	Speed	Sect-3	Speed	Top speed	laptime	pit	
1	Out		1:01.328		26.120			2:23.311		7	51.435		55.061		23.949				2:10.445	
2	54.197		56.622		24.446			2:15.265		8	51.451		55.299		24.475				2:11.225	
3	54.007		56.258		24.311			2:14.576		9	51.094		55.583		23.969				2:10.646	
4	51.803		55.779		24.544			2:12.126		10	50.945		55.108		23.910				2:09.963	
5	51.744		55.736		24.087			2:11.567		11	<u>50.689</u>		<u>54.592</u>		23.980				<u>2:09.261</u>	
6	51.666		56.215		24.245			2:12.126		12	50.978		54.646		<u>23.682</u>				2:09.306	

41 Brian Maile										Cooper T41										
lap	Sect-1	Speed	Sect-2	Speed	Sect-3	Speed	TopSpeed	laptime	pit	lap	Sect-1	Speed	Sect-2	Speed	Sect-3	Speed	Top speed	laptime	pit	
1	Out		1:05.652		29.765			2:35.563		6	58.666		1:02.264		<u>26.680</u>				2:27.610	
2	59.803		1:03.549		27.627			2:30.979		7	56.488		1:01.704		27.095				2:25.287	
3	57.244		1:03.797		27.147			2:28.188		8	56.502		1:01.866		27.084				2:25.452	
4	58.441		1:02.275		27.146			2:27.862		9	56.349		1:01.663		27.002				2:25.014	
5	56.878		1:02.422		26.878			2:26.178		10	<u>56.277</u>		<u>1:01.454</u>		27.135				<u>2:24.866</u>	

45 Scotty Taylor										Cooper T45										
lap	Sect-1	Speed	Sect-2	Speed	Sect-3	Speed	TopSpeed	laptime	pit	lap	Sect-1	Speed	Sect-2	Speed	Sect-3	Speed	Top speed	laptime	pit	
1	56.282		<u>59.801</u>		26.206			2:22.289		4	55.601		1:00.434		27.242				2:23.277	
2	54.781		1:00.589		<u>26.160</u>			2:21.530		5	1:03.651		1:10.483						2:53.441	
3	54.744		59.876		26.460			2:21.080		6										

## 44. AvD-Oldtimer-Grand-Prix 2016

Lyoner Straße 16, 60528 Frankfurt/Main

### R6 - Historische Grand Prix Fahrzeuge bis 1960 - qualifying

12 - 14 August 2016

### Laps and Sector Times

Nürburgring GP Circuit - 4638 mtr.

56 Halusa-Halusa								Maserati 250F 2521											
lap	Sect-1	Speed	Sect-2	Speed	Sect-3	Speed	TopSpeed	laptime	pit	lap	Sect-1	Speed	Sect-2	Speed	Sect-3	Speed	Top speed	laptime	pit
1	Out		1:05.568		26.976			2:32.233		7	52.042		55.600		24.414			2:12.056	
2	54.224		59.213		26.187			2:19.624		8	50.763		54.886		25.052			2:10.701	
3	52.914		59.129		25.885			2:17.928		9	51.471		<u>54.334</u>		24.326			2:10.131	
4	53.243		58.305		26.059			2:17.607		10	50.857		56.153		24.412			2:11.422	
5	54.601		59.106		In			2:27.407	P	11	<u>50.280</u>		55.190		<u>24.275</u>			<u>2:09.745</u>	
6	Out		59.431		25.650			3:19.289		12									

75 Wood-McGuire								Cooper Bristol 8/52											
lap	Sect-1	Speed	Sect-2	Speed	Sect-3	Speed	TopSpeed	laptime	pit	lap	Sect-1	Speed	Sect-2	Speed	Sect-3	Speed	Top speed	laptime	pit
1	Out		1:02.597		26.889			2:27.287		6	54.464		58.202		25.476			2:18.142	
2	56.167		1:00.474		25.713			2:22.354		7	54.697		58.424		In			2:31.364	P
3	55.399		1:00.455		26.348			2:22.202		8	Out		59.663		25.353			4:12.638	
4	56.551		59.301		25.654			2:21.506		9	<u>53.088</u>		58.060		<u>25.034</u>			2:16.182	
5	55.337		58.871		25.704			2:19.912		10	53.862		<u>57.140</u>		25.158			<u>2:16.160</u>	

248 Klaus Lehr								Maserati 250F CM5											
lap	Sect-1	Speed	Sect-2	Speed	Sect-3	Speed	TopSpeed	laptime	pit	lap	Sect-1	Speed	Sect-2	Speed	Sect-3	Speed	Top speed	laptime	pit
1	Out		58.877		<u>25.211</u>			2:21.095		5	54.373		56.836		25.950			2:17.159	
2	<u>51.790</u>		<u>56.521</u>		26.008			<u>2:14.319</u>		6	52.007		56.726		25.715			2:14.448	
3	52.776		58.490		In			2:24.828	P	7	52.445		1:02.041		In			2:32.121	P
4	Out		59.192		27.126			3:22.772		8									



## 44. AvD-Oldtimer-Grand-Prix 2016

Lyoner Straße 16, 60528 Frankfurt/Main

Revision 1

12 - 14 August 2016

Nürburgring GP Circuit - 4638 mtr.

### Startgrid - R6 - Historische Grand Prix Fahrzeuge bis 1960 - race 1

Start Time : 16:00 - Heat Duration : 25 Minutes

Pos	Nbr	Name	time
24	6	William Nutham	
22	12	St ephan Ret tenmaier	2: 25.285
20	17	Marc Valverkens	2: 23.236
18	45	Scotty Taylor	2: 21.080
16	23	Barry Wood	2: 18.572
14	75	Niamh Wood	2: 16.160
12	4	Wolfgang Friedrichs	2: 15.306
10	21	Ian Nuthall	2: 13.502
8	11	Michael Gans	2: 10.885
6	56	Mart in Halusa	2: 09.745
4	3	Tony Smith	2: 09.006
2	27	Tony W ood	2: 04.022

Row 12

Row 11

Row 10

Row 9

Row 8

Row 7

Row 6

Row 5

Row 4

Row 3


Row 2

Row 1

Pos	Nbr	Name	time
23	5	Richard Pilkington	
21	41	Brian Maile	2: 24.866
19	26	Helmut Gassmann	2: 21.923
17	36	Heinz Bachmann	2: 19.984
15	32	Guy Plante	2: 17.306
13	19	Paul Grant	2: 15.733
11	248	Klaus Lehr	2: 14.319
9	28	Graham A del man	2: 12.796
7	2	Rod Jolley	2: 10.552
5	40	Sidney Hoole	2: 09.261
3	34	Josef Otto Rettenmaier	2: 08.010
1	30	Julian Bronson	2: 03.577

Pole Left

----- STARTLINE -----

Results and Laptimes : <a href="http://www.tracktime.info">www.tracktime.info</a>		Official Timekeeper: Junghans, AvD-Oldtimer-Grand-Prix		Publication-time
Clerk of the Course	Steward	Timekeeper		 DMSB-No: 119/2016
Page 1 of 1		Inge Kühn, Köln		

## 44. AvD-Oldtimer-Grand-Prix 2016

Lyoner Straße 16, 60528 Frankfurt/Main

### R6 - Historische Grand Prix Fahrzeuge bis 1960 - race 1

**12 - 14 August 2016**  
**Nürburgring GP Circuit - 4638 mtr.**

Pos	Nbr	Name	Car	Cls	PIC	Gap	Total time	Fastest	In	Avg. Speed
1	30	Julian Bronson	Scarab Offenhauser	8	1	-- 12 laps --	25:37.915	2:05.278	4	130.28
2	27	Tony Wood	Maserati TecMec	7a	1	13.482	25:51.397	2:05.730	3	129.14
3	3	Tony Smith	Ferrari 246 Dino	7a	2	16.198	25:54.113	2:07.094	3	128.92
4	34	Josef Otto Rettenmaier	Maserati 250F 2533	6	1	24.952	26:02.867	2:07.886	9	128.20
5	2	Rod Jolley	Lister Monzanapolis	8	2	27.650	26:05.565	2:08.678	7	127.98
6	40	Sidney Hoole	Cooper T41	7c	1	28.747	26:06.662	2:08.777	7	127.89
7	28	Graham Adelman	Maserati 250F 2526	6	2	1:17.322	26:55.237	2:11.571	5	124.04
8	6	William Nutham	Cooper Bristol 8/53	5	1	1:19.127	26:57.042	2:12.123	7	123.90
9	21	Ian Nuthall	Alta Formula 2	5	2	1:30.826	27:08.741	2:13.228	6	123.01
10	19	Paul Grant	Cooper Bristol 3/53	5	3	1:31.136	27:09.051	2:13.340	7	122.99
11	56	Martin Halusa	Maserati 250F 2521	6	3	1:55.483	27:33.398	2:14.195	7	121.18
12	32	Guy Plante	Cooper Bristol 9/53	5	4	2:12.547	27:50.462	2:17.588	8	119.94
13	4	Wolfgang Friedrichs	Aston Martin DBR 4	7a	3	2:52.076	28:29.991	2:17.166	11	117.17
14	248	Klaus Lehr	Maserati 250F CM5	6	4	2:56.617	28:34.532	2:15.296	11	116.86
15	75	Niamh Wood	Cooper Bristol 8/52	5	5	-- 11 laps --	25:56.420	2:16.282	11	118.00
16	17	Marc Valverkens	Gordini 16	6	5	7.159	26:03.579	2:18.279	10	117.46
17	36	Heinz Bachmann	ERA R9B	3	1	12.977	26:09.397	2:20.121	7	117.02
18	26	Helmut Gassmann	Connaught B	6	6	21.392	26:17.812	2:20.192	7	116.40
19	23	Barry Wood	Cooper Bristol 6/52	5	6	21.983	26:18.403	2:18.534	9	116.36
20	45	Scotty Taylor	Cooper T45	7c	2	42.723	26:39.143	2:22.100	11	114.85
21	41	Brian Maile	Cooper T41	7c	3	48.233	26:44.653	2:23.288	10	114.45
22	5	Richard Pilkington	Talbot T 26 SS	2	1	-- 10 laps --	26:09.857	2:35.049	10	106.35
23	12	Stephan Rettenmaier	Alfa Romeo P3	1	1	1:23.858	27:33.715	2:28.543	10	100.96

NOT CLASSIFIED IN CLASS 3

Classification Limit (70% of 11 Laps) = 8 Laps


DNC 11	Michael Gans	ERA R1B	3	-- 7 laps --	15:55.105	2:12.518	6	122.37
--------	--------------	---------	---	--------------	-----------	----------	---	--------

CAR # 23 - 30 SEC. DRIVE THROUGH SUBSTITUTE PENALTY - INCORRECT GRID POSITION

Fastest time: 2:05.278 in lap 4 by nbr. 30: Julian Bronson ()

Results and Laptimes: [www.tracktime.info](http://www.tracktime.info)

AvD-Oldtimer-Grand-Prix

Clerk of the Course	Steward	Timekeeper	 DMSB-No: 119/2016
		Inge Kühn, Köln	
Page 1 of 1			



## 44. AvD-Oldtimer-Grand-Prix 2016

Lyoner Straße 16, 60528 Frankfurt/Main

### R6 - Historische Grand Prix Fahrzeuge bis 1960 - race 1

12 - 14 August 2016  
 Nürburgring GP Circuit - 4638 mtr.

#### Class = 1

Pos	Nbr	Name	Car	Gap	Diff	Total time	Fastest	In
1	12	Stephan Rettenmaier	Alfa Romeo P3	-- 10 laps --		27:33.715	2:28.543	10

#### Class = 2

Pos	Nbr	Name	Car	Gap	Diff	Total time	Fastest	In
1	5	Richard Pilkington	Talbot T 26 SS	-- 10 laps --		26:09.857	2:35.049	10

#### Class = 3

Pos	Nbr	Name	Car	Gap	Diff	Total time	Fastest	In
1	36	Heinz Bachmann	ERA R9B	-- 11 laps --		26:09.397	2:20.121	7

NOT CLASSIFIED IN CLASS 3			Classification Limit (70% of 11 Laps) = 8 Laps					
DNC	11	Michael Gans	ERA R1B	-- 7 laps --		15:55.105	2:12.518	6

#### Class = 5

Pos	Nbr	Name	Car	Gap	Diff	Total time	Fastest	In
1	6	William Nutham	Cooper Bristol 8/53	-- 12 laps --		26:57.042	2:12.123	7
2	21	Ian Nuthall	Alta Formula 2	11.699	11.699	27:08.741	2:13.228	6
3	19	Paul Grant	Cooper Bristol 3/53	12.009	0.310	27:09.051	2:13.340	7
4	32	Guy Plante	Cooper Bristol 9/53	53.420	41.411	27:50.462	2:17.588	8
5	75	Niamh Wood	Cooper Bristol 8/52	-- 11 laps --		25:56.420	2:16.282	11
6	23	Barry Wood	Cooper Bristol 6/52	21.983	21.983	26:18.403	2:18.534	9

#### Class = 6

Pos	Nbr	Name	Car	Gap	Diff	Total time	Fastest	In
-----	-----	------	-----	-----	------	------------	---------	----

Fastest time : 2:05.278 in lap 4 by nbr. 30: Julian Bronson ()

Publication-time

Results and Lap times : [www.tracktime.info](http://www.tracktime.info)

Official Timekeeper: Junghans, AvD-Oldtimer-Grand-Prix

Clerk of the Course	Steward	Timekeeper	 <b>DMSB</b> DMSB-No: 119/2016
		Inge Kühn, Köln	
Page 1 of 3			



## 44. AvD-Oldtimer-Grand-Prix 2016

Lyoner Straße 16, 60528 Frankfurt/Main

### R6 - Historische Grand Prix Fahrzeuge bis 1960 - race 1

12 - 14 August 2016  
 Nürburgring GP Circuit - 4638 mtr.

Pos	Nbr	Name	Car	Gap	Diff	Total time	Fastest	In
1	34	Josef Otto Rettenmaier	Maserati 250F 2533	-- 12 laps --		26:02.867	2:07.886	9
2	28	Graham Adelman	Maserati 250F 2526	52.370	52.370	26:55.237	2:11.571	5
3	56	Martin Halusa	Maserati 250F 2521	1:30.531	38.161	27:33.398	2:14.195	7
4	248	Klaus Lehr	Maserati 250F CM5	2:31.665	1:01.134	28:34.532	2:15.296	11
5	17	Marc Valverkens	Gordini 16	-- 11 laps --		26:03.579	2:18.279	10
6	26	Helmut Gassmann	Connaught B	14.233	14.233	26:17.812	2:20.192	7

#### Class = 7a

Pos	Nbr	Name	Car	Gap	Diff	Total time	Fastest	In
1	27	Tony Wood	Maserati TecMec	-- 12 laps --		25:51.397	2:05.730	3
2	3	Tony Smith	Ferrari 246 Dino	2.716	2.716	25:54.113	2:07.094	3
3	4	Wolfgang Friedrichs	Aston Martin DBR 4	2:38.594	2:35.878	28:29.991	2:17.166	11

#### Class = 7c

Pos	Nbr	Name	Car	Gap	Diff	Total time	Fastest	In
1	40	Sidney Hoole	Cooper T41	-- 12 laps --		26:06.662	2:08.777	7
2	45	Scotty Taylor	Cooper T45	-- 11 laps --		26:39.143	2:22.100	11
3	41	Brian Maile	Cooper T41	5.510	5.510	26:44.653	2:23.288	10

#### Class = 8

Pos	Nbr	Name	Car	Gap	Diff	Total time	Fastest	In
1	30	Julian Bronson	Scarab Offenhauser	-- 12 laps --		25:37.915	2:05.278	4
2	2	Rod Jolley	Lister Monzanapolis	27.650	27.650	26:05.565	2:08.678	7

The max Qualification Time (0% of 0.000 = 0.000) was not exceeded.

All participants are qualified in class : 1

Fastest time : 2:05.278 in lap 4 by nbr. 30: Julian Bronson ()

Publication-time

Results and Lap times : [www.tracktime.info](http://www.tracktime.info)

Official Timekeeper: Junghans, AvD-Oldtimer-Grand-Prix

Clerk of the Course	Steward	Timekeeper	 <b>DMSB</b> DMSB-No: 119/2016
		Inge Kühn, Köln	
Page 2 of 3			



## 44. AvD-Oldtimer-Grand-Prix 2016

Lyoner Straße 16, 60528 Frankfurt/Main


### R6 - Historische Grand Prix Fahrzeuge bis 1960 - race 1

**12 - 14 August 2016**  
**Nürburgring GP Circuit - 4638 mtr.**

The max Qualification Time (0% of 0.000 = 0.000) was not exceeded.  
 The max Qualification Time (0% of 0.000 = 0.000) was not exceeded.  
 The max Qualification Time (0% of 0.000 = 0.000) was not exceeded.  
 The max Qualification Time (0% of 0.000 = 0.000) was not exceeded.  
 The max Qualification Time (0% of 0.000 = 0.000) was not exceeded.  
 The max Qualification Time (0% of 0.000 = 0.000) was not exceeded.

All participants are qualified in class : 2  
 All participants are qualified in class : 5  
 All participants are qualified in class : 6  
 All participants are qualified in class : 7a  
 All participants are qualified in class : 7c  
 All participants are qualified in class : 8

CAR# 23 - 30 SEC. DRIVE THROUGH SUBSTITUTE PENALTY - INCORRECT GRID POSITION

Fastest time : 2:05.278 in lap 4 by nbr. 30 : Julian Bronson ()			<b>Publication-time</b>
Results and Lap times : <a href="http://www.tracktime.info">www.tracktime.info</a>			
Official Timekeeper: Junghans, AvD-Oldtimer-Grand-Prix			 <b>DMSB</b> DMSB-No: 119/2016
Clerk of the Course	Steward	Timekeeper	
		Inge Kühn, Köln	
Page 3 of 3			

## 44. AvD-Oldtimer-Grand-Prix 2016

Lyoner Straße 16, 60528 Frankfurt/Main

### R6 - Historische Grand Prix Fahrzeuge bis 1960 - race 1

12 - 14 August 2016

#### SECTOR ANALYSIS

Nürburgring GP Circuit - 4638 mtr.

Pos	Nbr	Name / Team name	Sector 1			Sector 2			Sector 3			Theoretical best	Actual best	In
			time	Lap	pos	time	Lap	pos	time	Lap	pos			
1	30	Julian Bronson	48.726	5	2	52.461	1	1	23.316	1	2	2:04.503	<b>2:05.278</b>	<b>4</b>
2	27	Tony Wood	48.678	3	1	52.921	2	2	23.073	1	1	2:04.672	<b>2:05.730</b>	<b>3</b>
3	3	Tony Smith	49.386	4	3	53.690	3	3	23.445	2	3	2:06.521	<b>2:07.094</b>	<b>3</b>
4	34	Josef Otto Rettenmaier	49.760	8	4	54.125	9	4	23.989	9	6	2:07.874	<b>2:07.886</b>	<b>9</b>
5	2	Rod Jolley	49.991	7	5	54.266	6	5	23.969	9	5	2:08.226	<b>2:08.678</b>	<b>7</b>
6	40	Sidney Hoole	50.094	7	6	54.455	4	6	23.728	9	4	2:08.277	<b>2:08.777</b>	<b>7</b>
7	28	Graham Adelman	51.007	7	7	55.294	5	7	24.615	9	11	2:10.916	<b>2:11.571</b>	<b>5</b>
8	6	William Nutham	51.605	8	9	55.837	7	8	24.381	12	8	2:11.823	<b>2:12.123</b>	<b>7</b>
9	21	Ian Nuthall	52.281	6	11	56.474	7	11	24.332	6	7	2:13.087	<b>2:13.228</b>	<b>6</b>
10	19	Paul Grant	52.459	7	12	56.373	7	9	24.420	5	9	2:13.252	<b>2:13.340</b>	<b>7</b>
11	56	Martin Halusa	52.185	7	10	56.496	7	12	25.286	6	15	2:13.967	<b>2:14.195</b>	<b>7</b>
12	32	Guy Plante	53.458	12	14	58.037	6	17	25.288	6	16	2:16.783	<b>2:17.588</b>	<b>8</b>
13	4	Wolfgang Friedrichs	53.541	11	15	57.513	6	16	25.274	4	14	2:16.328	<b>2:17.166</b>	<b>11</b>
14	248	Klaus Lehr	52.524	2	13	56.953	6	13	25.156	10	13	2:14.633	<b>2:15.296</b>	<b>11</b>
15	75	Niamh Wood	53.544	11	16	57.422	7	15	25.122	7	12	2:16.088	<b>2:16.282</b>	<b>11</b>
16	17	Marc Valverkens	54.104	10	19	57.330	8	14	25.580	7	18	2:17.014	<b>2:18.279</b>	<b>10</b>
17	36	Heinz Bachmann	54.073	11	18	59.272	5	20	26.021	6	19	2:19.366	<b>2:20.121</b>	<b>7</b>
18	26	Helmut Gassmann	54.581	6	20	58.371	7	18	26.175	7	20	2:19.127	<b>2:20.192</b>	<b>7</b>
19	23	Barry Wood	53.915	9	17	58.444	6	19	25.510	6	17	2:17.869	<b>2:18.534</b>	<b>9</b>
20	45	Scotty Taylor	54.661	11	21	1:00.367	10	21	26.553	5	22	2:21.581	<b>2:22.100</b>	<b>11</b>
21	41	Brian Maile	55.743	5	22	1:00.409	9	22	26.536	10	21	2:22.688	<b>2:23.288</b>	<b>10</b>
22	5	Richard Pilkington	59.739	8	24	1:05.115	1	24	28.570	10	24	2:33.424	<b>2:35.049</b>	<b>10</b>
23	12	Stephan Rettenmaier	57.443	1	23	1:02.140	10	23	27.269	9	23	2:26.852	<b>2:28.543</b>	<b>10</b>
24	11	Michael Gans	51.467	6	8	56.414	6	10	24.497	4	10	2:12.378	<b>2:12.518</b>	<b>6</b>



## 44. AvD-Oldtimer-Grand-Prix 2016

Lyoner Straße 16, 60528 Frankfurt/Main

### R6 - Historische Grand Prix Fahrzeuge bis 1960 - race 1 Laptimes

12 - 14 August 2016  
 Nürburgring GP Circuit - 4638 mtr.

Nbr	Name	Laps	lap	Lap ..1	Lap ..2	Lap ..3	Lap ..4	Lap ..5	Lap ..6	Lap ..7	Lap ..8	Lap ..9	Lap ..0
30	Julian Bronson	12	1 - 10	2:06.222	2:09.287	2:06.412	2:05.278	2:07.089	2:07.763	2:08.879	2:08.657	2:09.787	2:09.968
			11 - 20	2:08.321	2:10.252								
27	Tony Wood	12	1 - 10	2:07.159	2:05.912	2:05.730	2:06.357	2:11.585	2:14.241	2:08.683	2:07.790	2:10.283	2:09.499
			11 - 20	2:11.329	2:12.829								
3	Tony Smith	12	1 - 10	2:13.042	2:07.978	2:07.094	2:07.878	2:08.416	2:08.274	2:08.141	2:09.334	2:09.625	2:11.840
			11 - 20	2:11.372	2:11.119								
34	Josef Otto Rettenmaier	12	1 - 10	2:15.042	2:11.208	2:10.263	2:09.957	2:09.778	2:09.480	2:08.941	2:09.191	2:07.886	2:10.235
			11 - 20	2:10.741	2:10.145								
2	Rod Jolley	12	1 - 10	2:16.033	2:10.685	2:10.895	2:10.106	2:09.834	2:09.084	2:08.678	2:09.372	2:09.053	2:10.436
			11 - 20	2:10.455	2:10.934								
40	Sidney Hoole	12	1 - 10	2:15.556	2:11.560	2:11.433	2:09.670	2:09.802	2:08.850	2:08.777	2:09.386	2:09.274	2:10.248
			11 - 20	2:10.361	2:11.745								
28	Graham Adelman	12	1 - 10	2:18.483	2:12.704	2:12.434	2:12.720	2:11.571	2:30.190	2:12.126	2:12.223	2:11.839	2:13.020
			11 - 20	2:14.313	2:13.614								
6	William Nutham	12	1 - 10	2:29.307	2:15.319	2:13.866	2:15.181	2:12.713	2:12.593	2:12.123	2:12.155	2:13.574	2:14.910
			11 - 20	2:12.813	2:12.488								
21	Ian Nuthall	12	1 - 10	2:24.489	2:16.435	2:16.264	2:16.185	2:14.088	2:13.228	2:13.492	2:14.531	2:14.843	2:14.533
			11 - 20	2:15.928	2:14.725								
19	Paul Grant	12	1 - 10	2:24.968	2:16.757	2:16.062	2:16.572	2:13.666	2:13.754	2:13.340	2:15.050	2:14.628	2:14.133
			11 - 20	2:15.274	2:14.847								
56	Martin Halusa	12	1 - 10	2:27.110	2:21.612	2:18.087	2:19.352	2:18.053	2:16.767	2:14.195	2:15.350	2:15.314	2:16.237
			11 - 20	2:16.310	2:15.011								
32	Guy Plante	12	1 - 10	2:27.294	2:19.214	2:18.650	2:18.625	2:18.840	2:17.741	2:17.931	2:17.588	2:19.029	2:18.637
			11 - 20	2:17.780	2:19.133								
4	Wolfgang Friedrichs	12	1 - 10	2:27.776	2:21.040	2:18.216	2:17.246	2:19.091	2:18.503	2:18.999	2:17.630	2:19.380	2:19.036
			11 - 20	2:17.166	2:55.908								
248	Klaus Lehr	12	1 - 10	2:48.024	2:17.238	2:17.298	2:21.556	2:17.142	2:15.883	2:15.441	2:18.093	2:16.006	2:15.599
			11 - 20	2:15.296	2:56.956								
75	Niamh Wood	11	1 - 10	2:24.323	2:25.765	2:20.035	2:20.609	2:19.795	2:20.331	2:16.898	2:17.633	2:19.868	2:17.547
			11 - 20	2:16.282									
17	Marc Valverkens	11	1 - 10	2:34.984	2:23.570	2:23.362	2:22.924	2:19.677	2:20.051	2:19.117	2:18.360	2:21.017	2:18.279
			11 - 20	2:22.238									
36	Heinz Bachmann	11	1 - 10	2:32.788	2:22.758	2:23.654	2:22.628	2:20.972	2:20.171	2:20.121	2:22.135	2:20.783	2:21.523
			11 - 20	2:21.864									
26	Helmut Gassmann	11	1 - 10	2:33.873	2:22.943	2:23.714	2:23.604	2:23.272	2:20.204	2:20.192	2:22.647	2:22.706	2:22.714

## 44. AvD-Oldtimer-Grand-Prix 2016

Lyoner Straße 16, 60528 Frankfurt/Main

### R6 - Historische Grand Prix Fahrzeuge bis 1960 - race 1 Laptimes

12 - 14 August 2016  
 Nürburgring GP Circuit - 4638 mtr.

Nbr	Name	Laps	lap	Lap ..1	Lap ..2	Lap ..3	Lap ..4	Lap ..5	Lap ..6	Lap ..7	Lap ..8	Lap ..9	Lap ..0
			11 - 20	2:21.943									
23	Barry Wood	11	1 - 10	2:31.750	2:20.272	2:19.558	2:20.750	2:19.895	2:18.614	2:20.104	2:20.567	2:18.534	2:19.534
			11 - 20	2:18.825									
45	Scotty Taylor	11	1 - 10	2:34.261	2:23.640	2:23.820	2:25.380	2:23.111	2:23.407	2:25.447	2:28.288	2:27.140	2:22.549
			11 - 20	2:22.100									
41	Brian Maile	11	1 - 10	2:36.705	2:24.767	2:25.436	2:24.275	2:24.105	2:24.369	2:25.273	2:25.671	2:27.361	2:23.288
			11 - 20	2:23.403									
5	Richard Pilkington	10	1 - 10	2:43.740	2:35.777	2:36.741	2:37.423	2:37.233	2:35.457	2:36.133	2:36.109	2:36.195	2:35.049
12	Stephan Rettenmaier	10	1 - 10	2:29.235	2:29.119	2:29.812	2:30.400	2:30.576	2:29.766	2:28.836	2:29.459	2:28.680	2:28.543
11	Michael Gans	7	1 - 10	2:18.092	2:14.464	2:14.176	2:13.141	2:14.655	2:12.518	2:28.059			

## 44. AvD-Oldtimer-Grand-Prix 2016

Lyoner Straße 16, 60528 Frankfurt/Main

### R6 - Historische Grand Prix Fahrzeuge bis 1960 - race 1

12 - 14 August 2016

#### Laps and Sector Times

Nürburgring GP Circuit - 4638 mtr.

2 Rod Jolley										Lister Monzanapolis										
lap	Sect-1	Speed	Sect-2	Speed	Sect-3	Speed	TopSpeed	laptime	pit	lap	Sect-1	Speed	Sect-2	Speed	Sect-3	Speed	Top speed	laptime	pit	
1			55.975		24.866			2:16.033		7	49.991		54.461		24.226				2:08.678	
2	50.574		55.212		24.899			2:10.685		8	50.384		54.399		24.589				2:09.372	
3	51.306		55.382		24.207			2:10.895		9	50.714		54.370		23.969				2:09.053	
4	50.674		54.942		24.490			2:10.106		10	51.012		55.093		24.331				2:10.436	
5	51.167		54.557		24.110			2:09.834		11	50.928		54.428		25.099				2:10.455	
6	50.441		54.266		24.377			2:09.084		12	50.188		55.923		24.823				2:10.934	

3 Tony Smith										Ferrari 246 Dino										
lap	Sect-1	Speed	Sect-2	Speed	Sect-3	Speed	TopSpeed	laptime	pit	lap	Sect-1	Speed	Sect-2	Speed	Sect-3	Speed	Top speed	laptime	pit	
1			55.284		23.535			2:13.042		7	49.700		54.946		23.495				2:08.141	
2	50.094		54.439		23.445			2:07.978		8	49.745		55.799		23.790				2:09.334	
3	49.793		53.690		23.611			2:07.094		9	49.991		55.883		23.751				2:09.625	
4	49.386		54.738		23.754			2:07.878		10	51.369		56.042		24.429				2:11.840	
5	49.981		54.640		23.795			2:08.416		11	51.085		55.969		24.318				2:11.372	
6	49.868		54.849		23.557			2:08.274		12	51.130		55.974		24.015				2:11.119	

4 Wolfgang Friedrichs										Aston Martin DBR 4										
lap	Sect-1	Speed	Sect-2	Speed	Sect-3	Speed	TopSpeed	laptime	pit	lap	Sect-1	Speed	Sect-2	Speed	Sect-3	Speed	Top speed	laptime	pit	
1			59.348		26.796			2:27.776		7	54.566		58.627		25.806				2:18.999	
2	55.770		59.114		26.156			2:21.040		8	53.566		58.535		25.529				2:17.630	
3	54.641		57.840		25.735			2:18.216		9	53.721		58.134		27.525				2:19.380	
4	54.222		57.750		25.274			2:17.246		10	54.373		58.872		25.791				2:19.036	
5	55.273		58.266		25.552			2:19.091		11	53.541		58.081		25.544				2:17.166	
6	55.592		57.513		25.398			2:18.503		12	1:03.808		1:10.302		In				2:55.908	P

5 Richard Pilkington										Talbot T 26 SS										
lap	Sect-1	Speed	Sect-2	Speed	Sect-3	Speed	TopSpeed	laptime	pit	lap	Sect-1	Speed	Sect-2	Speed	Sect-3	Speed	Top speed	laptime	pit	
1			1:05.115		29.479			2:43.740		6	1:00.454		1:06.229		28.774				2:35.457	
2	1:00.387		1:06.399		28.991			2:35.777		7	59.803		1:07.399		28.931				2:36.133	
3	1:00.469		1:07.015		29.257			2:36.741		8	59.739		1:07.543		28.827				2:36.109	
4	1:00.463		1:07.541		29.419			2:37.423		9	59.825		1:07.338		29.032				2:36.195	
5	1:01.070		1:07.556		28.607			2:37.233		10	1:00.115		1:06.364		28.570				2:35.049	

6 William Nutham										Cooper Bristol 8/53										
lap	Sect-1	Speed	Sect-2	Speed	Sect-3	Speed	TopSpeed	laptime	pit	lap	Sect-1	Speed	Sect-2	Speed	Sect-3	Speed	Top speed	laptime	pit	
1			59.839		25.244			2:29.307		7	51.817		55.837		24.469				2:12.123	
2	53.608		56.964		24.747			2:15.319		8	51.605		55.874		24.676				2:12.155	
3	52.433		55.995		25.438			2:13.866		9	52.283		56.433		24.858				2:13.574	
4	52.895		57.724		24.562			2:15.181		10	52.837		57.492		24.581				2:14.910	
5	52.041		56.094		24.578			2:12.713		11	51.932		56.332		24.549				2:12.813	
6	51.795		55.912		24.886			2:12.593		12	51.833		56.274		24.381				2:12.488	

11 Michael Gans										ERA R1B										
lap	Sect-1	Speed	Sect-2	Speed	Sect-3	Speed	TopSpeed	laptime	pit	lap	Sect-1	Speed	Sect-2	Speed	Sect-3	Speed	Top speed	laptime	pit	
1			57.045		25.227			2:18.092		5	53.414		56.697		24.544				2:14.655	
2	52.453		57.052		24.959			2:14.464		6	51.462		56.414		24.637				2:12.518	
3	52.335		56.870		24.971			2:14.176		7	53.879		57.593		In				2:28.059	P
4	52.228		56.416		24.497			2:13.141		8										

12 Stephan Rettenmaier										Alfa Romeo P3										
lap	Sect-1	Speed	Sect-2	Speed	Sect-3	Speed	TopSpeed	laptime	pit	lap	Sect-1	Speed	Sect-2	Speed	Sect-3	Speed	Top speed	laptime	pit	
1	57.443		1:03.627		28.165			2:29.235		6	59.415		1:02.760		27.591				2:29.766	
2	58.706		1:02.854		27.559			2:29.119		7	58.392		1:02.727		27.717				2:28.836	
3	58.336		1:03.745		27.731			2:29.812		8	58.134		1:03.919		27.406				2:29.459	
4	58.684		1:03.902		27.814			2:30.400		9	58.892		1:02.519		27.269				2:28.680	
5	58.814		1:04.045		27.717			2:30.576		10	58.246		1:02.140		28.157				2:28.543	

## 44. AvD-Oldtimer-Grand-Prix 2016

Lyoner Straße 16, 60528 Frankfurt/Main

### R6 - Historische Grand Prix Fahrzeuge bis 1960 - race 1

12 - 14 August 2016

### Laps and Sector Times

Nürburgring GP Circuit - 4638 mtr.

17 Marc Valverkens							Gordini 16												
lap	Sect-1	Speed	Sect-2	Speed	Sect-3	Speed	TopSpeed	laptime	pit	lap	Sect-1	Speed	Sect-2	Speed	Sect-3	Speed	Top speed	laptime	pit
1			1:01.299		27.309			2:34.984		7	55.563		57.974		25.580			2:19.117	
2	56.880		1:00.409		26.281			2:23.570		8	54.989		<u>57.330</u>		26.041			2:18.360	
3	56.955		59.741		26.666			2:23.362		9	54.692		59.639		26.686			2:21.017	
4	55.998		1:00.778		26.148			2:22.924		10	<u>54.104</u>		58.236		25.939			<u>2:18.279</u>	
5	54.778		58.851		26.048			2:19.677		11	56.556		58.858		26.824			2:22.238	
6	55.213		58.861		25.977			2:20.051		12									

19 Paul Grant							Cooper Bristol 3/53												
lap	Sect-1	Speed	Sect-2	Speed	Sect-3	Speed	TopSpeed	laptime	pit	lap	Sect-1	Speed	Sect-2	Speed	Sect-3	Speed	Top speed	laptime	pit
1			58.776		25.406			2:24.968		7	<u>52.459</u>		<u>56.373</u>		24.508			2:13.340	
2	54.193		57.480		25.084			2:16.757		8	52.996		57.175		24.879			2:15.050	
3	54.099		57.136		24.827			2:16.062		9	53.526		56.517		24.585			2:14.628	
4	53.164		58.273		25.135			2:16.572		10	53.245		56.398		24.490			2:14.133	
5	52.507		56.739		<u>24.420</u>			2:13.666		11	53.476		56.536		25.262			2:15.274	
6	52.551		56.576		24.627			2:13.754		12	53.260		56.841		24.746			2:14.847	

21 Ian Nuthall							Alta Formula 2												
lap	Sect-1	Speed	Sect-2	Speed	Sect-3	Speed	TopSpeed	laptime	pit	lap	Sect-1	Speed	Sect-2	Speed	Sect-3	Speed	Top speed	laptime	pit
1			58.886		25.538			2:24.489		7	52.362		<u>56.474</u>		24.656			2:13.492	
2	53.538		57.912		24.985			2:16.435		8	52.505		57.234		24.792			2:14.531	
3	53.630		57.783		24.851			2:16.264		9	52.806		57.352		24.685			2:14.843	
4	53.059		58.290		24.836			2:16.185		10	52.688		56.928		24.917			2:14.533	
5	52.766		56.824		24.498			2:14.088		11	53.406		57.362		25.160			2:15.928	
6	52.281		56.615		<u>24.332</u>			2:13.228		12	53.185		57.006		24.534			2:14.725	

23 Barry Wood							Cooper Bristol 6/52												
lap	Sect-1	Speed	Sect-2	Speed	Sect-3	Speed	TopSpeed	laptime	pit	lap	Sect-1	Speed	Sect-2	Speed	Sect-3	Speed	Top speed	laptime	pit
1			1:01.437		27.032			2:31.750		7	54.443		59.367		26.294			2:20.104	
2	54.443		59.662		26.167			2:20.272		8	54.123		1:00.261		26.183			2:20.567	
3	54.278		59.084		26.196			2:19.558		9	<u>53.915</u>		58.722		25.897			<u>2:18.534</u>	
4	54.753		59.503		26.494			2:20.750		10	54.239		59.134		26.161			2:19.534	
5	54.363		59.589		25.943			2:19.895		11	54.296		58.896		25.633			2:18.825	
6	54.660		<u>58.444</u>		<u>25.510</u>			2:18.614		12									

26 Helmut Gassmann							Connaught B												
lap	Sect-1	Speed	Sect-2	Speed	Sect-3	Speed	TopSpeed	laptime	pit	lap	Sect-1	Speed	Sect-2	Speed	Sect-3	Speed	Top speed	laptime	pit
1			1:01.041		27.952			2:33.873		7	55.646		<u>58.371</u>		<u>26.175</u>			2:20.192	
2	56.023		1:00.121		26.799			2:22.943		8	55.017		1:00.485		27.145			2:22.647	
3	56.025		1:00.139		27.550			2:23.714		9	55.390		1:00.232		27.084			2:22.706	
4	55.482		1:00.327		27.795			2:23.604		10	55.480		59.548		27.686			2:22.714	
5	57.005		59.606		26.661			2:23.272		11	55.477		59.920		26.546			2:21.943	
6	<u>54.581</u>		59.313		26.310			2:20.204		12									

27 Tony Wood							Maserati TecMec												
lap	Sect-1	Speed	Sect-2	Speed	Sect-3	Speed	TopSpeed	laptime	pit	lap	Sect-1	Speed	Sect-2	Speed	Sect-3	Speed	Top speed	laptime	pit
1			53.202		<u>23.073</u>			2:07.159		7	50.577		54.217		23.889			2:08.683	
2	49.237		<u>52.921</u>		23.754			2:05.912		8	49.786		53.803		24.201			2:07.790	
3	<u>48.678</u>		53.501		23.551			<u>2:05.730</u>		9	50.967		55.540		23.776			2:10.283	
4	49.449		53.385		23.523			2:06.357		10	50.385		54.632		24.482			2:09.499	
5	48.953		56.971		25.661			2:11.585		11	51.618		55.494		24.217			2:11.329	
6	53.280		56.417		24.544			2:14.241		12	51.408		55.563		25.858			2:12.829	

## 44. AvD-Oldtimer-Grand-Prix 2016

Lyoner Straße 16, 60528 Frankfurt/Main

### R6 - Historische Grand Prix Fahrzeuge bis 1960 - race 1

12 - 14 August 2016

#### Laps and Sector Times

Nürburgring GP Circuit - 4638 mtr.

28		Graham Adelman						Maserati 250F 2526											
lap	Sect-1	Speed	Sect-2	Speed	Sect-3	Speed	TopSpeed	laptime	pit	lap	Sect-1	Speed	Sect-2	Speed	Sect-3	Speed	Tops peed	laptime	pit
1			56.429		25.425			2:18.483		7	<u>51.007</u>		56.004		25.115			2:12.126	
2	51.392		56.287		25.025			2:12.704		8	51.702		55.667		24.854			2:12.223	
3	51.539		55.997		24.898			2:12.434		9	51.377		55.847		<u>24.615</u>			2:11.839	
4	51.750		56.281		24.689			2:12.720		10	51.061		56.505		25.454			2:13.020	
5	51.323		<u>55.294</u>		24.954			<u>2:11.571</u>		11	52.349		56.920		25.044			2:14.313	
6	51.130		1:13.840		25.220			2:30.190		12	51.924		56.805		24.885			2:13.614	

30		Julian Bronson						Scarab Offenhauser											
lap	Sect-1	Speed	Sect-2	Speed	Sect-3	Speed	TopSpeed	laptime	pit	lap	Sect-1	Speed	Sect-2	Speed	Sect-3	Speed	Tops peed	laptime	pit
1			<u>52.461</u>		<u>23.316</u>			2:06.222		7	50.677		54.258		23.944			2:08.879	
2	49.866		52.575		26.846			2:09.287		8	50.435		54.212		24.010			2:08.657	
3	49.973		52.980		23.459			2:06.412		9	50.476		54.009		25.302			2:09.787	
4	48.874		52.887		23.517			<u>2:05.278</u>		10	50.289		55.657		24.022			2:09.968	
5	<u>48.726</u>		54.321		24.042			2:07.089		11	49.502		54.496		24.323			2:08.321	
6	50.384		53.549		23.830			2:07.763		12	50.692		54.855		24.705			2:10.252	

32		Guy Plante						Cooper Bristol 9/53											
lap	Sect-1	Speed	Sect-2	Speed	Sect-3	Speed	TopSpeed	laptime	pit	lap	Sect-1	Speed	Sect-2	Speed	Sect-3	Speed	Tops peed	laptime	pit
1			59.762		26.559			2:27.294		7	54.019		58.484		25.428			2:17.931	
2	54.489		59.249		25.476			2:19.214		8	54.017		58.190		25.381			<u>2:17.588</u>	
3	54.431		58.726		25.493			2:18.650		9	54.083		59.520		25.426			2:19.029	
4	54.028		59.046		25.551			2:18.625		10	53.865		59.327		25.445			2:18.637	
5	55.066		58.299		25.475			2:18.840		11	54.315		58.175		25.290			2:17.780	
6	54.416		<u>58.037</u>		<u>25.288</u>			2:17.741		12	<u>53.458</u>		59.533		26.142			2:19.133	

34		Josef Otto Rettenmaier						Maserati 250F 2533											
lap	Sect-1	Speed	Sect-2	Speed	Sect-3	Speed	TopSpeed	laptime	pit	lap	Sect-1	Speed	Sect-2	Speed	Sect-3	Speed	Tops peed	laptime	pit
1			56.411		24.570			2:15.042		7	50.238		54.688		24.015			2:08.941	
2	50.891		55.579		24.738			2:11.208		8	<u>49.760</u>		55.382		24.049			2:09.191	
3	50.903		55.095		24.265			2:10.263		9	49.772		<u>54.125</u>		<u>23.989</u>			<u>2:07.886</u>	
4	50.789		54.963		24.205			2:09.957		10	50.642		55.119		24.474			2:10.235	
5	50.298		55.010		24.470			2:09.778		11	50.344		55.827		24.570			2:10.741	
6	50.139		55.215		24.126			2:09.480		12	50.367		55.110		24.668			2:10.145	

36		Heinz Bachmann						ERA R9B											
lap	Sect-1	Speed	Sect-2	Speed	Sect-3	Speed	TopSpeed	laptime	pit	lap	Sect-1	Speed	Sect-2	Speed	Sect-3	Speed	Tops peed	laptime	pit
1			1:01.758		27.412			2:32.788		7	54.707		59.366		26.048			2:20.121	
2	55.163		1:01.083		26.512			2:22.758		8	56.448		59.285		26.402			2:22.135	
3	55.630		1:01.473		26.551			2:23.654		9	55.009		59.715		26.059			2:20.783	
4	54.862		1:01.290		26.476			2:22.628		10	55.372		59.985		26.166			2:21.523	
5	54.924		<u>59.222</u>		26.776			2:20.972		11	<u>54.073</u>		1:01.350		26.441			2:21.864	
6	54.394		59.756		<u>26.021</u>			2:20.171		12									

40		Sidney Hoole						Cooper T41											
lap	Sect-1	Speed	Sect-2	Speed	Sect-3	Speed	TopSpeed	laptime	pit	lap	Sect-1	Speed	Sect-2	Speed	Sect-3	Speed	Tops peed	laptime	pit
1			56.173		24.551			2:15.556		7	<u>50.094</u>		54.742		23.941			2:08.777	
2	51.354		55.787		24.419			2:11.560		8	50.652		54.557		24.177			2:09.386	
3	51.226		56.268		23.939			2:11.433		9	50.593		54.953		<u>23.728</u>			2:09.274	
4	50.980		<u>54.455</u>		24.235			2:09.670		10	51.107		55.171		23.970			2:10.248	
5	51.245		54.648		23.909			2:09.802		11	50.700		54.910		24.751			2:10.361	
6	50.276		54.456		24.118			2:08.850		12	52.400		54.638		24.707			2:11.745	

41		Brian Maile						Cooper T41											
lap	Sect-1	Speed	Sect-2	Speed	Sect-3	Speed	TopSpeed	laptime	pit	lap	Sect-1	Speed	Sect-2	Speed	Sect-3	Speed	Tops peed	laptime	pit
1			1:02.125		27.798			2:36.705		7	56.590		1:01.938		26.745			2:25.273	
2	56.614		1:01.268		26.885			2:24.767		8	57.769		1:00.802		27.100			2:25.671	

## 44. AvD-Oldtimer-Grand-Prix 2016

Lyoner Straße 16, 60528 Frankfurt/Main

### R6 - Historische Grand Prix Fahrzeuge bis 1960 - race 1

12 - 14 August 2016

#### Laps and Sector Times

Nürburgring GP Circuit - 4638 mtr.

3	56.884	1:01.857	26.695	2:25.436	9	1:00.237	<u>1:00.409</u>	26.715	2:27.361
4	55.877	1:01.263	27.135	2:24.275	10	55.920	1:00.832	<u>26.536</u>	<u>2:23.288</u>
5	<u>55.743</u>	1:01.024	27.338	2:24.105	11	55.794	1:00.734	26.875	2:23.403
6	56.588	1:01.066	26.715	2:24.369	12				

45 Scotty Taylor										Cooper T45										
lap	Sect-1	Speed	Sect-2	Speed	Sect-3	Speed	TopSpeed	laptime	pit	lap	Sect-1	Speed	Sect-2	Speed	Sect-3	Speed	Top speed	laptime	pit	
1			1:01.524		27.284			2:34.261		7	55.577		1:02.348		27.522				2:25.447	
2	56.381		1:00.407		26.852			2:23.640		8	57.124		1:03.424		27.740				2:28.288	
3	55.694		1:01.054		27.072			2:23.820		9	57.428		1:02.517		27.195				2:27.140	
4	55.420		1:01.532		28.428			2:25.380		10	55.482		<u>1:00.367</u>		26.700				2:22.549	
5	55.413		1:01.145		<u>26.553</u>			2:23.111		11	<u>54.661</u>		1:00.628		26.811				<u>2:22.100</u>	
6	55.142		1:01.072		27.193			2:23.407		12										

56 Martin Halusa										Maserati 250F 2521										
lap	Sect-1	Speed	Sect-2	Speed	Sect-3	Speed	TopSpeed	laptime	pit	lap	Sect-1	Speed	Sect-2	Speed	Sect-3	Speed	Top speed	laptime	pit	
1			59.756		27.564			2:27.110		7	<u>52.185</u>		<u>56.496</u>		25.514				<u>2:14.195</u>	
2	55.945		59.344		26.323			2:21.612		8	52.383		57.165		25.802				2:15.350	
3	54.108		58.029		25.950			2:18.087		9	52.507		57.180		25.627				2:15.314	
4	54.772		58.733		25.847			2:19.352		10	52.966		57.538		25.733				2:16.237	
5	54.028		58.188		25.837			2:18.053		11	53.549		57.223		25.538				2:16.310	
6	54.054		57.427		<u>25.286</u>			2:16.767		12	52.187		56.926		25.898				2:15.011	

75 Niamh Wood										Cooper Bristol 8/52										
lap	Sect-1	Speed	Sect-2	Speed	Sect-3	Speed	TopSpeed	laptime	pit	lap	Sect-1	Speed	Sect-2	Speed	Sect-3	Speed	Top speed	laptime	pit	
1	Out		1:00.940		27.305			2:24.323		7	54.354		<u>57.422</u>		<u>25.122</u>				2:16.898	
2	57.032		1:01.914		26.819			2:25.765		8	54.382		57.655		25.596				2:17.633	
3	55.455		58.992		25.588			2:20.035		9	55.035		59.028		25.805				2:19.868	
4	55.766		59.084		25.759			2:20.609		10	53.915		57.942		25.690				2:17.547	
5	54.729		59.405		25.661			2:19.795		11	<u>53.544</u>		57.586		25.152				<u>2:16.282</u>	
6	54.806		59.307		26.218			2:20.331		12										

248 Klaus Lehr										Maserati 250F CM5										
lap	Sect-1	Speed	Sect-2	Speed	Sect-3	Speed	TopSpeed	laptime	pit	lap	Sect-1	Speed	Sect-2	Speed	Sect-3	Speed	Top speed	laptime	pit	
1			57.077		53.467			2:48.024		7	52.647		57.093		25.701				2:15.441	
2	<u>52.524</u>		58.762		25.952			2:17.238		8	53.245		59.158		25.690				2:18.093	
3	52.918		57.508		26.872			2:17.298		9	53.002		57.755		25.249				2:16.006	
4	55.311		58.645		27.600			2:21.556		10	52.906		57.537		<u>25.156</u>				2:15.599	
5	53.083		58.811		25.248			2:17.142		11	52.582		57.286		25.428				<u>2:15.296</u>	
6	53.031		<u>56.953</u>		25.899			2:15.883		12	1:01.724		1:10.690		In				2:56.956	P



## 44. AvD-Oldtimer-Grand-Prix 2016

Lyoner Straße 16, 60528 Frankfurt/Main

Revision 1

12 - 14 August 2016

Nürburgring GP Circuit - 4638 mtr.

### Startgrid - R6 - Historische Grand Prix Fahrzeuge bis 1960 - race 2

Start Time : 11:20 - Heat Duration : 25 Minutes

Pos	Nbr	Name	time
22	12	St ephan Ret tenmaier	
20	41	Brian Maile	
18	23	Barry Wood	
16	36	Heinz Bachmann	
14	75	Eddie McGuire	
12	4	Wolfgang Friedrichs	
10	56	Niklas Halusa	
8	21	Ian Nuthall	
6	40	Sidney Hoole	
4	34	Josef Otto Rettenmaier	
2	27	Tony Wood	

Row 11

Row 10

Row 9

Row 8

Row 7

Row 6

Row 5

Row 4

Row 3


Row 2

Row 1

Pos	Nbr	Name	time
21	5	Richard Pilkington	
19	45	Scotty Taylor	
17	26	Helmut Gassmann	
15	17	Marc Valverkens	
13	248	Klaus Lehr	
11	32	Guy Plante	
9	19	Paul Grant	
7	6	William Nutham	
5	2	Rod Jolley	
3	3	Tony Smith	
1	30	Julian Bronson	

Pole Left

----- STARTLINE -----

Results and Laptimes : <a href="http://www.tracktime.info">www.tracktime.info</a>		Official Timekeeper: Junghans, AvD-Oldtimer-Grand-Prix		Publication-time
Clerk of the Course	Steward	Timekeeper		 <b>DMSB</b> DMSB-No: 119/2016
Page 1 of 1		Inge Kühn, Köln		

## 44. AvD-Oldtimer-Grand-Prix 2016

Lyoner Straße 16, 60528 Frankfurt/Main

### R6 - Historische Grand Prix Fahrzeuge bis 1960 - race 2

12 - 14 August 2016  
 Nürburgring GP Circuit - 4638 mtr.

Pos	Nbr	Name	Car	Cls	PIC	Gap	Total time	Fastest	In	Avg. Speed
1	30	Julian Bronson	Scarab Offenhauser	8	1	-- 12 laps --	25:09.417	2:04.626	9	132.74
2	27	Tony Wood	Maserati TecMec	7a	1	16.553	25:25.970	2:04.749	6	131.30
3	34	Josef Otto Rettenmaier	Maserati 250F 2533	6	1	56.484	26:05.901	2:09.348	11	127.95
4	40	Sidney Hoole	Cooper T41	7c	1	56.794	26:06.211	2:09.391	11	127.92
5	2	Rod Jolley	Lister Monzanapolis	8	2	1:01.210	26:10.627	2:09.529	8	127.56
6	6	William Nutham	Cooper Bristol 8/53	5	1	1:14.443	26:23.860	2:10.583	8	126.50
7	56	Niklas Halusa	Maserati 250F 2521	6	2	1:17.015	26:26.432	2:08.389	6	126.29
8	248	Klaus Lehr	Maserati 250F CM5	6	3	1:52.483	27:01.900	2:11.939	10	123.53
9	19	Paul Grant	Cooper Bristol 3/53	5	2	1:52.996	27:02.413	2:13.144	12	123.49
10	75	Eddie McGuire	Cooper Bristol 8/52	5	3	3:10.514	28:19.931	2:12.880	2	117.86
11	4	Wolfgang Friedrichs	Aston Martin DBR 4	7a	2	-- 11 laps --	25:22.234	2:16.031	5	120.65
12	36	Heinz Bachmann	ERA R9B	3	1	16.509	25:38.743	2:17.876	8	119.36
13	32	Guy Plante	Cooper Bristol 9/53	5	4	17.196	25:39.430	2:18.383	7	119.30
14	23	Barry Wood	Cooper Bristol 6/52	5	5	18.380	25:40.614	2:18.056	9	119.21
15	26	Helmut Gassmann	Connaught B	6	4	40.402	26:02.636	2:17.163	6	117.53
16	45	Scotty Taylor	Cooper T45	7c	2	54.734	26:16.968	2:19.887	4	116.46
17	41	Brian Maile	Cooper T41	7c	3	1:11.421	26:33.655	2:22.130	4	115.24
18	12	Stephan Rettenmaier	Alfa Romeo P3	1	1	1:47.678	27:09.912	2:25.763	10	112.68
19	5	Richard Pilkington	Talbot T 26 SS	2	1	-- 10 laps --	26:13.079	2:36.293	10	106.14
20	3	Tony Smith	Ferrari 246 Dino	7a	3	-- 9 laps --	19:54.244	2:06.392	3	125.82

NOT CLASSIFIED IN CLASS 6 Classification Limit (70% of 12 Laps) = 9 Laps

DNC 17 Marc Valverkens Gordini 16 6 -- 5 laps -- 12:39.967 2:19.565 4 109.85

NOT CLASSIFIED IN CLASS 5 Classification Limit (70% of 12 Laps) = 9 Laps


DNC 21 Ian Nuthall Alta Formula 2 5 -- 4 laps -- 9:04.006 2:14.521 2 122.76

Fastest time : 2:04.626 in lap 9 by nbr. 30 : Julian Bronson ()

**Publication-time**

Results and Laptimes : [www.tracktime.info](http://www.tracktime.info)

Official Timekeeper: Junghans, AvD-Oldtimer-Grand-Prix

Clerk of the Course	Steward	Timekeeper	 <b>DMSB</b> DMSB-No: 119/2016
		Inge Kühn, Köln	
Page 1 of 1			printed: 14-08-2016 - 11:59





## 44. AvD-Oldtimer-Grand-Prix 2016

Lyoner Straße 16, 60528 Frankfurt/Main

### R6 - Historische Grand Prix Fahrzeuge bis 1960 - race 2

12 - 14 August 2016  
 Nürburgring GP Circuit - 4638 mtr.

#### Class = 1

Pos	Nbr	Name	Car	Gap	Diff	Total time	Fastest	In
1	12	Stephan Rettenmaier	Alfa Romeo P3	-- 11 laps --		27:09.912	2:25.763	10

#### Class = 2

Pos	Nbr	Name	Car	Gap	Diff	Total time	Fastest	In
1	5	Richard Pilkington	Talbot T 26 SS	-- 10 laps --	1:30.244	26:13.079	2:36.293	10

#### Class = 3

Pos	Nbr	Name	Car	Gap	Diff	Total time	Fastest	In
1	36	Heinz Bachmann	ERA R9B	-- 11 laps --		25:38.743	2:17.876	8

#### Class = 5

Pos	Nbr	Name	Car	Gap	Diff	Total time	Fastest	In
1	6	William Nutham	Cooper Bristol 8/53	-- 12 laps --		26:23.860	2:10.583	8
2	19	Paul Grant	Cooper Bristol 3/53	38.553	38.553	27:02.413	2:13.144	12
3	75	Eddie McGuire	Cooper Bristol 8/52	1:56.071	1:17.518	28:19.931	2:12.880	2
4	32	Guy Plante	Cooper Bristol 9/53	-- 11 laps --		25:39.430	2:18.383	7
5	23	Barry Wood	Cooper Bristol 6/52	1.184	1.184	25:40.614	2:18.056	9

NOT CLASSIFIED IN CLASS 5			Classification Limit (70% of 12 Laps) = 9 Laps					
DNC	21	Ian Nuthall	Alta Formula 2	-- 4 laps --		9:04.006	2:14.521	2

#### Class = 6


Pos	Nbr	Name	Car	Gap	Diff	Total time	Fastest	In
1	34	Josef Otto Rettenmaier	Maserati 250F 2533	-- 12 laps --		26:05.901	2:09.348	11

Fastest time : 2:04.626 in lap 9 by nbr. 30 : Julian Bronson ()

Publication-time

Results and Laptimes : [www.tracktime.info](http://www.tracktime.info)

Official Timekeeper: Junghans, AvD-Oldtimer-Grand-Prix

Clerk of the Course	Steward	Timekeeper	 DMSB-No: 119/2016
		Inge Kühn, Köln	
Page 1 of 3			printed: 14-08-2016 - 11:59



## 44. AvD-Oldtimer-Grand-Prix 2016

Lyoner Straße 16, 60528 Frankfurt/Main

### R6 - Historische Grand Prix Fahrzeuge bis 1960 - race 2

**12 - 14 August 2016**  
**Nürburgring GP Circuit - 4638 mtr.**

2	56	Niklas Halusa	Maserati 250F 2521	20.531	20.531	26:26.432	2:08.389	6
3	248	Klaus Lehr	Maserati 250F CM5	55.999	35.468	27:01.900	2:11.939	10
4	26	Helmut Gassmann	Connaught B	-- 11 laps --		26:02.636	2:17.163	6

NOT CLASSIFIED IN CLASS 6			Classification Limit (70% of 12 Laps) = 9 Laps					
DNC	17	Marc Valverkens	Gordini 16	-- 5 laps --		12:39.967	2:19.565	4

#### Class = 7a

Pos	Nbr	Name	Car	Gap	Diff	Total time	Fastest	In
1	27	Tony Wood	Maserati TecMec	-- 12 laps --		25:25.970	2:04.749	6
2	4	Wolfgang Friedrichs	Aston Martin DBR 4	-- 11 laps --		25:22.234	2:16.031	5
3	3	Tony Smith	Ferrari 246 Dino	-- 9 laps --		19:54.244	2:06.392	3

#### Class = 7c

Pos	Nbr	Name	Car	Gap	Diff	Total time	Fastest	In
1	40	Sidney Hoole	Cooper T41	-- 12 laps --		26:06.211	2:09.391	11
2	45	Scotty Taylor	Cooper T45	-- 11 laps --		26:16.968	2:19.887	4
3	41	Brian Maile	Cooper T41	16.687	16.687	26:33.655	2:22.130	4

#### Class = 8

Pos	Nbr	Name	Car	Gap	Diff	Total time	Fastest	In
1	30	Julian Bronson	Scarab Offenhauser	-- 12 laps --		25:09.417	2:04.626	9
2	2	Rod Jolley	Lister Monzanapolis	1:01.210	1:01.210	26:10.627	2:09.529	8

The max Qualification Time (0% of 0.000 = 0.000) was not exceeded.  
 The max Qualification Time (0% of 0.000 = 0.000) was not exceeded.  
 The max Qualification Time (0% of 0.000 = 0.000) was not exceeded.  
 The max Qualification Time (0% of 0.000 = 0.000) was not exceeded.  
 The max Qualification Time (0% of 0.000 = 0.000) was not exceeded.


All participants are qualified in class : 1  
 All participants are qualified in class : 2  
 All participants are qualified in class : 3  
 All participants are qualified in class : 7a  
 All participants are qualified in class : 7c

Fastest time : 2:04.626 in lap 9 by nbr. 30 : Julian Bronson ()

**Publication-time**

Results and Laptimes : [www.tracktime.info](http://www.tracktime.info)

Official Timekeeper: Junghans, AvD-Oldtimer-Grand-Prix

Clerk of the Course	Steward	Timekeeper	 DMSB-No: 119/2016
		Inge Kühn, Köln	
Page 2 of 3			printed: 14-08-2016 - 11:59



**44. AvD-Oldtimer-Grand-Prix 2016**


Lyoner Straße 16, 60528 Frankfurt/Main

**R6 - Historische Grand Prix Fahrzeuge bis 1960 - race 2**

**12 - 14 August 2016**  
**Nürburgring GP Circuit - 4638 mtr.**

The max Qualification Time (0% of 0.000 = 0.000) was not exceeded.

All participants are qualified in class : 8

Fastest time : 2:04.626 in lap 9 by nbr. 30 : Julian Bronson ()			<b>Publication-time</b>
Results and Laptimes : <a href="http://www.tracktime.info">www.tracktime.info</a>		Official Timekeeper: Junghans, AvD-Oldtimer-Grand-Prix	
Clerk of the Course	Steward	Timekeeper	 <b>DMSB</b> DMSB-No: 119/2016
		Inge Kühn, Köln	
Page 3 of 3			printed: 14-08-2016 - 11:59



## 44. AvD-Oldtimer-Grand-Prix 2016

Lyoner Straße 16, 60528 Frankfurt/Main

### R6 - Historische Grand Prix Fahrzeuge bis 1960 - race 2

12 - 14 August 2016

#### SECTOR ANALYSIS

Nürburgring GP Circuit - 4638 mtr.

Pos	Nbr	Name / Team name	Sector 1			Sector 2			Sector 3			Theoretical best	Actual best	In
			time	Lap	pos	time	Lap	pos	time	Lap	pos			
1	30	Julian Bronson	48.568	9	2	52.485	7	1	23.396	9	2	2:04.449	<b>2:04.626</b>	<b>9</b>
2	27	Tony Wood	48.273	4	1	52.667	9	2	23.114	6	1	2:04.054	<b>2:04.749</b>	<b>6</b>
3	34	Josef Otto Rettenmaier	50.032	8	6	54.803	11	7	24.191	11	6	2:09.026	<b>2:09.348</b>	<b>11</b>
4	40	Sidney Hoole	49.926	8	4	54.595	11	6	24.116	11	5	2:08.637	<b>2:09.391</b>	<b>11</b>
5	2	Rod Jolley	50.180	5	7	54.386	10	5	24.303	11	8	2:08.869	<b>2:09.529</b>	<b>8</b>
6	6	William Nutham	50.674	8	8	55.448	7	8	24.196	11	7	2:10.318	<b>2:10.583</b>	<b>8</b>
7	56	Niklas Halusa	49.938	6	5	54.007	11	4	24.017	7	4	2:07.962	<b>2:08.389</b>	<b>6</b>
8	248	Klaus Lehr	51.051	10	9	56.156	10	9	24.617	11	10	2:11.824	<b>2:11.939</b>	<b>10</b>
9	19	Paul Grant	52.150	12	11	56.514	12	11	24.480	12	9	2:13.144	<b>2:13.144</b>	<b>12</b>
10	75	Eddie McGuire	51.286	3	10	56.208	2	10	24.824	6	11	2:12.318	<b>2:12.880</b>	<b>2</b>
11	4	Wolfgang Friedrichs	52.857	5	14	57.611	5	13	25.366	3	14	2:15.834	<b>2:16.031</b>	<b>5</b>
12	36	Heinz Bachmann	53.035	9	15	58.676	7	16	25.769	11	16	2:17.480	<b>2:17.876</b>	<b>8</b>
13	32	Guy Plante	53.471	8	17	58.658	7	15	25.782	11	17	2:17.911	<b>2:18.383</b>	<b>7</b>
14	23	Barry Wood	53.187	9	16	59.065	11	18	25.341	9	13	2:17.593	<b>2:18.056</b>	<b>9</b>
15	26	Helmut Gassmann	52.791	7	13	57.827	6	14	25.582	6	15	2:16.200	<b>2:17.163</b>	<b>6</b>
16	45	Scotty Taylor	54.144	4	19	59.068	3	19	26.466	5	20	2:19.678	<b>2:19.887</b>	<b>4</b>
17	41	Brian Maile	55.186	4	20	1:00.297	2	20	26.362	10	19	2:21.845	<b>2:22.130</b>	<b>4</b>
18	12	Stephan Rettenmaier	56.369	10	21	1:02.002	9	21	27.261	10	21	2:25.632	<b>2:25.763</b>	<b>10</b>
19	5	Richard Pilkington	59.615	8	22	1:05.554	1	22	28.598	1	22	2:33.767	<b>2:36.293</b>	<b>10</b>
20	3	Tony Smith	48.842	4	3	53.826	3	3	23.454	3	3	2:06.122	<b>2:06.392</b>	<b>3</b>
21	17	Marc Valverkens	54.132	4	18	58.712	3	17	25.925	3	18	2:18.769	<b>2:19.565</b>	<b>4</b>
22	21	Ian Nuthall	52.293	5	12	56.973	2	12	24.866	2	12	2:14.132	<b>2:14.521</b>	<b>2</b>

## 44. AvD-Oldtimer-Grand-Prix 2016

Lyoner Straße 16, 60528 Frankfurt/Main

### R6 - Historische Grand Prix Fahrzeuge bis 1960 - race 2

#### Laptimes

12 - 14 August 2016

Nürburgring GP Circuit - 4638 mtr.

Nbr	Name	Laps	lap	Lap ..1	Lap ..2	Lap ..3	Lap ..4	Lap ..5	Lap ..6	Lap ..7	Lap ..8	Lap ..9	Lap ..0
30	Julian Bronson	12	1 - 10	2:06.804	2:06.035	2:05.004	2:05.298	2:06.264	2:04.879	2:05.953	2:05.904	2:04.626	2:06.177
			11 - 20	2:05.789	2:06.684								
27	Tony Wood	12	1 - 10	2:08.378	2:04.827	2:05.550	2:04.790	2:06.296	2:04.749	2:05.396	2:06.644	2:04.760	2:06.049
			11 - 20	2:05.719	2:22.812								
34	Josef Otto Rettenmaier	12	1 - 10	2:13.573	2:10.711	2:11.094	2:10.161	2:10.106	2:10.905	2:10.218	2:09.512	2:11.088	2:09.504
			11 - 20	2:09.348	2:09.681								
40	Sidney Hoole	12	1 - 10	2:13.969	2:10.661	2:11.098	2:09.978	2:10.017	2:10.642	2:10.797	2:09.510	2:11.072	2:09.459
			11 - 20	2:09.391	2:09.617								
2	Rod Jolley	12	1 - 10	2:14.556	2:10.592	2:11.213	2:10.346	2:10.121	2:10.790	2:10.445	2:09.529	2:11.285	2:10.387
			11 - 20	2:09.854	2:11.509								
6	William Nutham	12	1 - 10	2:17.775	2:12.571	2:13.408	2:11.396	2:11.169	2:11.018	2:10.991	2:10.583	2:11.555	2:10.697
			11 - 20	2:10.811	2:11.886								
56	Niklas Halusa	12	1 - 10	2:19.968	2:10.906	2:10.341	2:10.567	2:09.444	2:08.389	2:12.461	2:12.547	2:12.759	2:13.071
			11 - 20	2:09.445	2:16.534								
248	Klaus Lehr	12	1 - 10	2:23.641	2:16.272	2:13.851	2:14.801	2:15.630	2:13.843	2:14.549	2:15.084	2:14.294	2:11.939
			11 - 20	2:14.136	2:13.860								
19	Paul Grant	12	1 - 10	2:21.795	2:15.186	2:15.569	2:15.433	2:14.616	2:14.726	2:14.660	2:14.795	2:14.932	2:13.756
			11 - 20	2:13.801	2:13.144								
75	Eddie McGuire	12	1 - 10	2:23.165	2:12.880	2:13.087	2:14.346	2:13.513	2:13.214	2:14.397	2:15.148	2:15.571	2:17.925
			11 - 20	2:33.474	3:13.211								
4	Wolfgang Friedrichs	11	1 - 10	2:26.156	2:19.205	2:17.892	2:16.089	2:16.031	2:18.227	2:17.599	2:17.453	2:17.907	2:17.446
			11 - 20	2:18.229									
36	Heinz Bachmann	11	1 - 10	2:28.216	2:20.195	2:18.843	2:19.596	2:19.540	2:18.571	2:18.630	2:17.876	2:19.526	2:19.364
			11 - 20	2:18.386									
32	Guy Plante	11	1 - 10	2:24.675	2:21.526	2:20.732	2:20.617	2:19.482	2:18.834	2:18.383	2:18.730	2:18.483	2:18.661
			11 - 20	2:19.307									
23	Barry Wood	11	1 - 10	2:29.694	2:19.249	2:19.071	2:20.025	2:19.717	2:18.356	2:19.516	2:18.640	2:18.056	2:18.885
			11 - 20	2:19.405									
26	Helmut Gassmann	11	1 - 10	2:33.475	2:22.727	2:20.817	2:17.246	2:18.647	2:17.163	2:34.184	2:22.097	2:18.509	2:18.840
			11 - 20	2:18.931									
45	Scotty Taylor	11	1 - 10	2:32.220	2:21.285	2:20.369	2:19.887	2:22.107	2:22.640	2:23.537	2:24.805	2:22.532	2:22.971
			11 - 20	2:24.615									
41	Brian Maile	11	1 - 10	2:31.809	2:23.407	2:23.899	2:22.130	2:26.770	2:23.115	2:25.568	2:24.949	2:22.544	2:23.641
			11 - 20	2:25.823									
12	Stephan Rettenmaier	11	1 - 10	2:36.060	2:27.375	2:27.404	2:28.580	2:27.818	2:28.068	2:26.711	2:28.242	2:26.814	2:25.763

## 44. AvD-Oldtimer-Grand-Prix 2016

Lyoner Straße 16, 60528 Frankfurt/Main

### R6 - Historische Grand Prix Fahrzeuge bis 1960 - race 2

#### Laptimes

12 - 14 August 2016  
 Nürburgring GP Circuit - 4638 mtr.

Nbr	Name	Laps	lap	Lap ..1	Lap ..2	Lap ..3	Lap ..4	Lap ..5	Lap ..6	Lap ..7	Lap ..8	Lap ..9	Lap ..0
			11 - 20	2:27.077									
5	Richard Pilkington	10	1 - 10	2:42.136	2:36.323	2:37.027	2:36.755	2:36.974	2:37.073	2:37.352	2:36.792	2:36.354	2:36.293
3	Tony Smith	9	1 - 10	2:09.478	2:06.901	2:06.392	2:06.638	2:07.312	2:07.933	2:07.373	2:07.181	2:55.036	
17	Marc Valverkens	5	1 - 10	2:26.984	2:19.619	2:19.702	2:19.565	3:14.097					
21	Ian Nuthall	4	1 - 10	2:19.223	2:14.521	2:15.676	2:14.586						

## 44. AvD-Oldtimer-Grand-Prix 2016

Lyoner Straße 16, 60528 Frankfurt/Main

### R6 - Historische Grand Prix Fahrzeuge bis 1960 - race 2

12 - 14 August 2016

#### Laps and Sector Times

Nürburgring GP Circuit - 4638 mtr.

2 Rod Jolley										Lister Monzanapolis										
lap	Sect-1	Speed	Sect-2	Speed	Sect-3	Speed	TopSpeed	laptime	pit	lap	Sect-1	Speed	Sect-2	Speed	Sect-3	Speed	Top speed	laptime	pit	
1			55.322		24.784			2:14.556		7	50.625		54.777		25.043				2:10.445	
2	51.202		54.671		24.719			2:10.592		8	50.203		54.765		24.561				2:09.529	
3	50.955		55.407		24.851			2:11.213		9	51.662		54.905		24.718				2:11.285	
4	51.407		54.591		24.348			2:10.346		10	51.150		<u>54.386</u>		24.851				2:10.387	
5	<u>50.180</u>		55.261		24.680			2:10.121		11	50.984		54.567		<u>24.303</u>				2:09.854	
6	50.286		55.039		25.465			2:10.790		12	51.352		55.523		24.634				2:11.509	

3 Tony Smith										Ferrari 246 Dino										
lap	Sect-1	Speed	Sect-2	Speed	Sect-3	Speed	TopSpeed	laptime	pit	lap	Sect-1	Speed	Sect-2	Speed	Sect-3	Speed	Top speed	laptime	pit	
1			53.890		23.814			2:09.478		6	49.581		54.744		23.608				2:07.933	
2	49.288		54.050		23.563			2:06.901		7	49.474		53.919		23.980				2:07.373	
3	49.112		<u>53.826</u>		<u>23.454</u>			<u>2:06.392</u>		8	49.250		54.248		23.683				2:07.181	
4	<u>48.842</u>		54.130		23.666			2:06.638		9	49.450		1:25.675		In				2:55.036	P
5	49.631		53.841		23.840			2:07.312		10										

4 Wolfgang Friedrichs										Aston Martin DBR 4										
lap	Sect-1	Speed	Sect-2	Speed	Sect-3	Speed	TopSpeed	laptime	pit	lap	Sect-1	Speed	Sect-2	Speed	Sect-3	Speed	Top speed	laptime	pit	
1			59.491		26.008			2:26.156		7	53.746		58.116		25.737				2:17.599	
2	53.415		59.896		25.894			2:19.205		8	53.652		58.012		25.789				2:17.453	
3	53.796		58.730		<u>25.366</u>			2:17.892		9	54.403		58.045		25.459				2:17.907	
4	52.871		57.640		25.578			2:16.089		10	53.866		57.626		25.954				2:17.446	
5	<u>52.857</u>		<u>57.611</u>		25.563			<u>2:16.031</u>		11	54.813		57.649		25.767				2:18.229	
6	53.857		58.254		26.116			2:18.227		12										

5 Richard Pilkington										Talbot T 26 SS										
lap	Sect-1	Speed	Sect-2	Speed	Sect-3	Speed	TopSpeed	laptime	pit	lap	Sect-1	Speed	Sect-2	Speed	Sect-3	Speed	Top speed	laptime	pit	
1			1:05.554		28.598			2:42.136		6	1:00.301		1:07.273		29.499				2:37.073	
2	59.722		1:07.239		29.362			2:36.323		7	1:00.238		1:08.157		28.957				2:37.352	
3	1:00.136		1:07.809		29.082			2:37.027		8	<u>59.615</u>		1:07.355		29.822				2:36.792	
4	1:00.137		1:07.250		29.368			2:36.755		9	1:00.271		1:07.362		28.721				2:36.354	
5	1:00.892		1:06.384		29.698			2:36.974		10	1:00.109		1:07.113		29.071				<u>2:36.293</u>	

6 William Nutham										Cooper Bristol 8/53										
lap	Sect-1	Speed	Sect-2	Speed	Sect-3	Speed	TopSpeed	laptime	pit	lap	Sect-1	Speed	Sect-2	Speed	Sect-3	Speed	Top speed	laptime	pit	
1			56.427		24.860			2:17.775		7	51.142		<u>55.448</u>		24.401				2:10.991	
2	51.694		55.997		24.880			2:12.571		8	<u>50.674</u>		55.563		24.346				<u>2:10.583</u>	
3	52.183		56.334		24.891			2:13.408		9	51.427		55.502		24.626				2:11.555	
4	51.263		55.683		24.450			2:11.396		10	50.928		55.527		24.242				2:10.697	
5	51.201		55.483		24.485			2:11.169		11	51.082		55.533		<u>24.196</u>				2:10.811	
6	51.256		55.471		24.291			2:11.018		12	51.375		56.282		24.229				2:11.886	

12 Stephan Rettenmaier										Alfa Romeo P3										
lap	Sect-1	Speed	Sect-2	Speed	Sect-3	Speed	TopSpeed	laptime	pit	lap	Sect-1	Speed	Sect-2	Speed	Sect-3	Speed	Top speed	laptime	pit	
1			1:02.619		27.518			2:36.060		7	56.945		1:02.433		27.333				2:26.711	
2	57.256		1:02.561		27.558			2:27.375		8	58.256		1:02.164		27.822				2:28.242	
3	56.620		1:02.616		28.168			2:27.404		9	57.471		<u>1:02.002</u>		27.341				2:26.814	
4	57.491		1:03.111		27.978			2:28.580		10	<u>56.369</u>		1:02.133		<u>27.261</u>				<u>2:25.763</u>	
5	57.496		1:02.712		27.610			2:27.818		11	56.865		1:02.724		27.488				2:27.077	
6	57.951		1:02.280		27.837			2:28.068		12										

17 Marc Valverkens										Gordini 16										
lap	Sect-1	Speed	Sect-2	Speed	Sect-3	Speed	TopSpeed	laptime	pit	lap	Sect-1	Speed	Sect-2	Speed	Sect-3	Speed	Top speed	laptime	pit	
1			58.844		26.323			2:26.984		4	<u>54.132</u>		58.795		26.638				<u>2:19.565</u>	
2	54.623		58.865		26.131			2:19.619		5	1:01.883		1:22.216		In				3:14.097	P
3	55.065		<u>58.712</u>		<u>25.925</u>			2:19.702		6										

## 44. AvD-Oldtimer-Grand-Prix 2016

Lyoner Straße 16, 60528 Frankfurt/Main

### R6 - Historische Grand Prix Fahrzeuge bis 1960 - race 2

12 - 14 August 2016

#### Laps and Sector Times

Nürburgring GP Circuit - 4638 mtr.

19 Paul Grant										Cooper Bristol 3/53										
lap	Sect-1	Speed	Sect-2	Speed	Sect-3	Speed	TopSpeed	laptime	pit	lap	Sect-1	Speed	Sect-2	Speed	Sect-3	Speed	Topspeed	laptime	pit	
1			57.664		25.365			2:21.795		7	52.621		56.938		25.101				2:14.660	
2	52.992		56.947		25.247			2:15.186		8	52.594		57.311		24.890				2:14.795	
3	53.185		57.275		25.109			2:15.569		9	53.090		56.811		25.031				2:14.932	
4	53.048		57.466		24.919			2:15.433		10	52.529		56.662		24.565				2:13.756	
5	52.751		56.929		24.936			2:14.616		11	52.165		56.898		24.738				2:13.801	
6	52.746		56.853		25.127			2:14.726		12	52.150		56.514		24.480				2:13.144	

21 Ian Nuthall										Alta Formula 2										
lap	Sect-1	Speed	Sect-2	Speed	Sect-3	Speed	TopSpeed	laptime	pit	lap	Sect-1	Speed	Sect-2	Speed	Sect-3	Speed	Topspeed	laptime	pit	
1			57.321		25.405			2:19.223		3	52.465		57.555		25.656				2:15.676	
2	52.682		56.973		24.866			2:14.521		4	52.483		57.156		24.947				2:14.586	

23 Barry Wood										Cooper Bristol 6/52										
lap	Sect-1	Speed	Sect-2	Speed	Sect-3	Speed	TopSpeed	laptime	pit	lap	Sect-1	Speed	Sect-2	Speed	Sect-3	Speed	Topspeed	laptime	pit	
1			1:00.066		26.071			2:29.694		7	53.990		59.543		25.983				2:19.516	
2	53.594		59.463		26.192			2:19.249		8	53.602		59.638		25.400				2:18.640	
3	53.822		59.447		25.802			2:19.071		9	<u>53.187</u>		59.528		<u>25.341</u>				<u>2:18.056</u>	
4	54.305		59.847		25.873			2:20.025		10	53.875		59.164		25.846				2:18.885	
5	54.246		59.396		26.075			2:19.717		11	54.526		<u>59.065</u>		25.814				2:19.405	
6	53.257		59.155		25.944			2:18.356		12										

26 Helmut Gassmann										Connaught B										
lap	Sect-1	Speed	Sect-2	Speed	Sect-3	Speed	TopSpeed	laptime	pit	lap	Sect-1	Speed	Sect-2	Speed	Sect-3	Speed	Topspeed	laptime	pit	
1			1:00.396		27.981			2:33.475		7	<u>52.791</u>		1:14.725		26.668				2:34.184	
2	56.132		59.833		26.762			2:22.727		8	55.347		59.974		26.776				2:22.097	
3	55.229		59.242		26.346			2:20.817		9	53.663		58.982		25.864				2:18.509	
4	53.226		58.205		25.815			2:17.246		10	53.658		58.881		26.301				2:18.840	
5	54.262		58.529		25.856			2:18.647		11	53.409		59.168		26.354				2:18.931	
6	53.754		<u>57.827</u>		<u>25.582</u>			<u>2:17.163</u>		12										

27 Tony Wood										Maserati TecMec										
lap	Sect-1	Speed	Sect-2	Speed	Sect-3	Speed	TopSpeed	laptime	pit	lap	Sect-1	Speed	Sect-2	Speed	Sect-3	Speed	Topspeed	laptime	pit	
1			53.622		23.617			2:08.378		7	48.759		52.782		23.855				2:05.396	
2	48.481		52.884		23.462			2:04.827		8	49.339		53.265		24.040				2:06.644	
3	48.645		53.384		23.521			2:05.550		9	48.759		<u>52.667</u>		23.334				2:04.760	
4	<u>48.273</u>		53.151		23.366			2:04.790		10	48.505		54.299		23.245				2:06.049	
5	48.610		53.247		24.439			2:06.296		11	48.727		53.404		23.588				2:05.719	
6	48.615		53.020		<u>23.114</u>			<u>2:04.749</u>		12	1:05.107		53.490		24.215				2:22.812	

30 Julian Bronson										Scarab Offenhauser										
lap	Sect-1	Speed	Sect-2	Speed	Sect-3	Speed	TopSpeed	laptime	pit	lap	Sect-1	Speed	Sect-2	Speed	Sect-3	Speed	Topspeed	laptime	pit	
1			52.695		23.652			2:06.804		7	49.441		<u>52.485</u>		24.027				2:05.953	
2	49.394		52.804		23.837			2:06.035		8	49.432		53.016		23.456				2:05.904	
3	48.624		52.870		23.510			2:05.004		9	<u>48.568</u>		52.662		<u>23.396</u>				<u>2:04.626</u>	
4	49.064		52.773		23.461			2:05.298		10	48.611		53.703		23.863				2:06.177	
5	48.758		52.869		24.637			2:06.264		11	48.848		53.197		23.744				2:05.789	
6	48.723		52.747		23.409			2:04.879		12	48.933		53.874		23.877				2:06.684	

32 Guy Plante										Cooper Bristol 9/53										
lap	Sect-1	Speed	Sect-2	Speed	Sect-3	Speed	TopSpeed	laptime	pit	lap	Sect-1	Speed	Sect-2	Speed	Sect-3	Speed	Topspeed	laptime	pit	
1			59.156		26.774			2:24.675		7	53.749		58.658		25.976				2:18.383	
2	54.036		1:01.290		26.200			2:21.526		8	<u>53.471</u>		58.996		26.263				2:18.730	
3	54.886		59.394		26.452			2:20.732		9	53.930		58.665		25.888				2:18.483	
4	55.049		59.699		25.869			2:20.617		10	53.867		58.798		25.996				2:18.661	
5	54.293		58.951		26.238			2:19.482		11	54.714		58.811		<u>25.782</u>				2:19.307	
6	53.501		58.793		26.540			2:18.834		12										



## 44. AvD-Oldtimer-Grand-Prix 2016

Lyoner Straße 16, 60528 Frankfurt/Main

### R6 - Historische Grand Prix Fahrzeuge bis 1960 - race 2

12 - 14 August 2016

### Laps and Sector Times

Nürburgring GP Circuit - 4638 mtr.

34 Josef Otto Rettenmaier										Maserati 250F 2533									
lap	Sect-1	Speed	Sect-2	Speed	Sect-3	Speed	TopSpeed	laptime	pit	lap	Sect-1	Speed	Sect-2	Speed	Sect-3	Speed	Top speed	laptime	pit
1			55.460		24.730			2:13.573		7	50.753		55.198		24.267			2:10.218	
2	50.299		55.857		24.555			2:10.711		8	<u>50.032</u>		55.230		24.250			2:09.512	
3	50.990		55.683		24.421			2:11.094		9	50.459		56.003		24.626			2:11.088	
4	50.110		55.197		24.854			2:10.161		10	50.059		55.214		24.231			2:09.504	
5	50.182		55.191		24.733			2:10.106		11	50.354		<u>54.803</u>		<u>24.191</u>			<u>2:09.348</u>	
6	50.228		55.771		24.906			2:10.905		12	50.254		54.907		24.520			2:09.681	

36 Heinz Bachmann										ERA R9B									
lap	Sect-1	Speed	Sect-2	Speed	Sect-3	Speed	TopSpeed	laptime	pit	lap	Sect-1	Speed	Sect-2	Speed	Sect-3	Speed	Top speed	laptime	pit
1			59.578		26.307			2:28.216		7	54.107		<u>58.676</u>		25.847			2:18.630	
2	54.137		59.623		26.435			2:20.195		8	53.248		58.804		25.824			<u>2:17.876</u>	
3	53.830		59.205		25.808			2:18.843		9	<u>53.035</u>		1:00.512		25.979			2:19.526	
4	53.978		59.806		25.812			2:19.596		10	53.867		58.953		26.544			2:19.364	
5	54.331		59.050		26.159			2:19.540		11	53.754		58.863		<u>25.769</u>			2:18.386	
6	53.501		58.858		26.212			2:18.571		12									

40 Sidney Hoole										Cooper T41									
lap	Sect-1	Speed	Sect-2	Speed	Sect-3	Speed	TopSpeed	laptime	pit	lap	Sect-1	Speed	Sect-2	Speed	Sect-3	Speed	Top speed	laptime	pit
1			55.497		24.518			2:13.969		7	51.253		55.289		24.255			2:10.797	
2	50.450		55.622		24.589			2:10.661		8	<u>49.926</u>		55.405		24.179			2:09.510	
3	50.894		55.752		24.452			2:11.098		9	51.036		55.196		24.840			2:11.072	
4	50.419		54.944		24.615			2:09.978		10	50.280		54.953		24.226			2:09.459	
5	50.368		55.111		24.538			2:10.017		11	50.680		<u>54.595</u>		<u>24.116</u>			<u>2:09.391</u>	
6	50.350		55.771		24.521			2:10.642		12	50.651		54.667		24.299			2:09.617	

41 Brian Maile										Cooper T41									
lap	Sect-1	Speed	Sect-2	Speed	Sect-3	Speed	TopSpeed	laptime	pit	lap	Sect-1	Speed	Sect-2	Speed	Sect-3	Speed	Top speed	laptime	pit
1			1:01.610		26.827			2:31.809		7	56.105		1:02.984		26.479			2:25.568	
2	56.240		1:00.297		26.870			2:23.407		8	57.140		1:01.282		26.527			2:24.949	
3	55.556		1:01.390		26.953			2:23.899		9	55.640		1:00.428		26.476			2:22.544	
4	<u>55.186</u>		1:00.350		26.594			<u>2:22.130</u>		10	56.412		1:00.867		<u>26.362</u>			2:23.641	
5	55.616		1:04.448		26.706			2:26.770		11	57.579		1:01.519		26.725			2:25.823	
6	55.581		1:00.788		26.746			2:23.115		12									

45 Scotty Taylor										Cooper T45									
lap	Sect-1	Speed	Sect-2	Speed	Sect-3	Speed	TopSpeed	laptime	pit	lap	Sect-1	Speed	Sect-2	Speed	Sect-3	Speed	Top speed	laptime	pit
1			1:01.000		26.986			2:32.220		7	55.288		1:01.429		26.820			2:23.537	
2	54.215		1:00.015		27.055			2:21.285		8	56.723		1:00.721		27.361			2:24.805	
3	54.619		<u>59.068</u>		26.682			2:20.369		9	55.029		1:00.701		26.802			2:22.532	
4	<u>54.144</u>		59.162		26.581			<u>2:19.887</u>		10	55.251		1:00.850		26.870			2:22.971	
5	55.639		1:00.002		<u>26.466</u>			2:22.107		11	56.584		1:01.139		26.892			2:24.615	
6	55.719		59.992		26.929			2:22.640		12									

56 Niklas Halusa										Maserati 250F 2521									
lap	Sect-1	Speed	Sect-2	Speed	Sect-3	Speed	TopSpeed	laptime	pit	lap	Sect-1	Speed	Sect-2	Speed	Sect-3	Speed	Top speed	laptime	pit
1			56.847		25.125			2:19.968		7	52.665		55.779		<u>24.017</u>			2:12.461	
2	50.946		55.113		24.847			2:10.906		8	52.067		55.679		24.801			2:12.547	
3	51.031		54.925		24.385			2:10.341		9	52.241		55.490		25.028			2:12.759	
4	51.445		54.620		24.502			2:10.567		10	51.549		56.575		24.947			2:13.071	
5	50.698		54.400		24.346			2:09.444		11	50.938		<u>54.007</u>		24.500			2:09.445	
6	49.938		54.151		24.300			2:08.389		12	50.942		1:00.176		25.416			2:16.534	



## 44. AvD-Oldtimer-Grand-Prix 2016

Lyoner Straße 16, 60528 Frankfurt/Main

### R6 - Historische Grand Prix Fahrzeuge bis 1960 - race 2

12 - 14 August 2016

### Laps and Sector Times

Nürburgring GP Circuit - 4638 mtr.

75 Eddie McGuire									Cooper Bristol 8/52								
lap	Sect-1	Speed	Sect-2	Speed	Sect-3	Speed	TopSpeed	laptime pit	lap	Sect-1	Speed	Sect-2	Speed	Sect-3	Speed	Top speed	laptime pit
1			57.564		25.236			2:23.165	7	52.721		56.485		25.191			2:14.397
2	51.674		56.208		24.998			2:12.880	8	52.452		57.769		24.927			2:15.148
3	51.286		56.471		25.330			2:13.087	9	52.592		57.896		25.083			2:15.571
4	52.187		56.852		25.307			2:14.346	10	52.725		56.479		28.721			2:17.925
5	51.756		56.703		25.054			2:13.513	11	59.598		1:06.160		27.716			2:33.474
6	51.905		56.485		24.824			2:13.214	12	1:05.495		1:16.901		In			3:13.211 P

248 Klaus Lehr									Maserati 250F CM5								
lap	Sect-1	Speed	Sect-2	Speed	Sect-3	Speed	TopSpeed	laptime pit	lap	Sect-1	Speed	Sect-2	Speed	Sect-3	Speed	Top speed	laptime pit
1			58.932		25.639			2:23.641	7	52.367		57.042		25.140			2:14.549
2	52.818		57.632		25.822			2:16.272	8	52.594		57.293		25.197			2:15.084
3	52.111		56.688		25.052			2:13.851	9	52.547		56.524		25.223			2:14.294
4	52.406		57.062		25.333			2:14.801	10	51.051		56.156		24.732			2:11.939
5	52.627		57.859		25.144			2:15.630	11	52.784		56.735		24.617			2:14.136
6	51.927		56.666		25.250			2:13.843	12	51.443		57.253		25.164			2:13.860