

HGPCA GRAND PRIX DE L'AGE D'OR QUALIFYING

Final Classification

Nr. Drivers	Car	Cl	Time	Lap	Total	Gap	Kph		
1	10 Will NUTHALL	Cooper T53 1960	7b	1:31.366	2	7	-	149.8	
2	40 Andy WILLIS	Cooper Maserati T51 1959	7b	1:31.915	6	7	+0.549	148.9	
3	12 Rudi FRIEDRICH	Cooper T53 1960	7b	1:32.282	6	8	+0.916	148.3	
4	49 Andrew BEAUMONT	Lotus 18 915 1961	12	1:33.431	13	16	+2.065	146.5	
5	15 Thomas MATZELBERGER	Cooper T45/51 1960	7b	1:34.443	15	15	+3.077	144.9	
6	99 Mark SHAW	Lotus 21 937 1961	10a	1:35.023	3	6	+3.657	144.0	
7	50 Philipp BUHOFER	Lotus 24 950 1962	10a	1:35.887	15	16	+4.521	142.7	
8	7 Max BLEES	Brabham BT7A 1963	12	1:35.950	10	14	+4.584	142.6	
9	24 Ingo STROLZ	Cooper T51 1959	7b	1:35.984	3	10	+4.618	142.6	
10	31 Guillermo FIERRO	Maserati 250F 2501/2523 1954	6	1:38.078	3	3	+6.712	139.5	
11	248 Klaus LEHR	Maserati 250F CM5 1957	6	1:38.096	13	15	+6.730	139.5	
12	69 Mr. JOHN OF B	Lola Mk 4 1962	11	1:38.209	9	10	+6.843	139.3	
13	22 Steve HART	Maserati 250F CM7 1958	6	1:38.340	13	16	+6.974	139.1	
14	11 Albert STREMINSKI	Emeryson 1960/61	7c	1:40.941	6	6	+9.575	135.6	
15	92 Stephan JÖBSTL	Lotus 24 947 1962	11	1:41.767	11	15	+10.401	134.5	
16	19 Paul GRANT	Cooper Bristol Mk 2 1953	5	1:42.219	15	15	+10.853	133.9	
17	4 Josef Otto RETTENMAIER	Maserati 250F	6	1:43.165	5	6	+11.799	132.6	
18	36 Erik STAES	Lotus 18/21 P2 1962	10a	1:43.359	11	14	+11.993	132.4	
19	27 Christian DUMOLIN	Maserati 250F 2522 1954	6	1:43.644	11	15	+12.278	132.0	
20	14 Michel BAUDOIN	Cooper T45 1958	9	1:44.512	7	10	+13.146	130.9	
21	9 Arnold HERREMAN	LDS F1 1961	10a	1:50.917	12	12	+19.551	123.4	
22	25 Francesco BALDANZA	Gilby F1 1961	10a	1:51.295	13	13	+19.929	122.9	
23	21 Jakob RETTENMAIER	Alfa F2 1952	5	1:53.202	9	13	+21.836	120.9	
24	2 Stephan RETTENMAIER	Oscar F2 1952	5	1:56.341	13	13	+24.975	117.6	
25	51 Fritz BURKHARD	Bugatti T51 1932	1	2:05.535	10	10	+34.169	109.0	
26	6 Klara RETTENMAIER	Cooper Bristol Mk II 1953	5	2:15.927	8	11	+44.561	100.7	
27	38 Rebeca RETTENMAIER	Alfa Romeo 8C Monza 1932	1	3:12.130	7	9	-1:40.764	56.203	71.2
28	5 Patrick JAMIN	Lola T54 1964	10b		7		+6.952	0.109	
29	63 Michel KUIPER	Brabham BT4 1963	12						

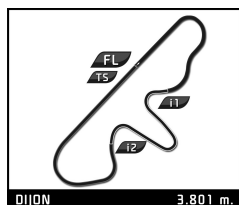
Fastest Lap	Lap 2	Will NUTHALL	1:31.366	149.8 Kph
--------------------	-------	--------------	-----------------	-----------

CARS #5, 10, 40, 49, 50, 92 AND 248 - SOME LAPTIMES DELETED DUE TO TRACKLIMITS
 CARS # 11 AND 63 WITHOUT TRANSPONDERS
 CAR #5 - ALL LAPTIMES DELETED DUE TO STEWARDS DECISION

Published at:

Track Status: **DRY**

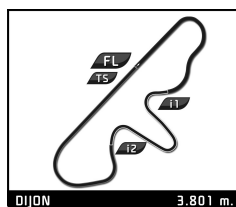
Stewards: Emile Prades Arnaud Vercauteren Jacques Tromas	Timekeeper: Xavier Lozano
--	-------------------------------------



HGPCA GRAND PRIX DE L'AGE D'OR QUALIFYING

Best Top Speeds

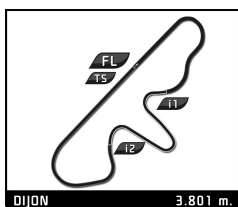
No Car	Class	Top Speed Driver	Top 1		Top 2		Top 3		Top 4		Top 5		Avg
			Kph	Lap	Kph	Lap	Kph	Lap	Kph	Lap	Kph	Lap	
10 Cooper T53 1960	7b	W. NUTHALL	245.5	2	243.8	3	242.7	1	242.7	6	242.2	7	243,4
12 Cooper T53 1960	7b	R. FRIEDRICHS	243.8	2	243.8	4	243.2	6	242.7	8	242.2	3	243,1
15 Cooper T45/51 1960	7b	T. MATZELBERGER	242.2	2	241.6	14	241.1	15	239.5	13	238.9	6	240,7
22 Maserati 250F CM7 1958	6	S. HART	239.5	2	237.9	3	237.4	8	236.8	6	235.8	14	237,5
24 Cooper T51 1959	7b	I. STROLZ	238.9	2	238.4	3	235.8	1	234.8	5	232.3	9	236,0
49 Lotus 18 915 1961	12	A. BEAUMONT	229.8	2	227.8	1	227.4	3	225.0	13	224.5	6	226,9
248 Maserati 250F CM5 1957	6	K. LEHR	229.8	14	228.3	13	227.8	15	226.9	9	226.4	12	227,8
5 Lola T54 1964	10b	P. JAMIN	227.8	4	227.4	3	226.9	5	226.4	1	225.9	6	226,9
31 Maserati 250F 2501/2523 1954	6	G. FIERRO	227.8	3	226.4	1	222.7	2					225,6
4 Maserati 250F	6	J. RETTENMAIER	225.0	5	223.6	4	221.8	2	217.3	1	180.0	6	213,5
7 Brabham BT7A 1963	12	M. BLEES	223.6	10	218.2	12	217.3	13	216.9	14	215.1	11	218,2
40 Cooper Maserati T51 1959	7b	A. WILLIS	221.3	2	221.3	3	220.4	5	219.1	1	217.3	6	219,9
99 Lotus 21 937 1961	10a	M. SHAW	220.9	2	220.9	6	220.4	4	219.1	3	217.3	1	219,7
27 Maserati 250F 2522 1954	6	C. DUMOLIN	216.0	14	216.0	11	214.7	9	213.9	13	213.0	3	214,7
92 Lotus 24 947 1962	11	S. JÖBSTL	213.0	10	213.0	3	212.6	11	212.2	15	212.2	9	212,6
50 Lotus 24 950 1962	10a	P. BUHOFFER	209.7	2	209.3	3	208.1	15	207.7	7	207.3	11	208,4
14 Cooper T45 1958	9	M. BAUDOIN	208.1	8	203.0	2	199.6	6	197.8	9	197.8	1	201,3
9 LDS F1 1961	10a	A. HERREMAN	203.8	11	202.6	9	201.5	12	199.6	10	196.4	8	200,8
69 Lola Mk 4 1962	11	Mr. JOHN OF B	202.6	6	201.9	9	198.9	8	193.2	2	192.9	3	197,9
19 Cooper Bristol Mk 2 1953	5	P. GRANT	200.7	15	199.6	13	199.3	10	198.5	9	198.2	12	199,3
36 Lotus 18/21 P2 1962	10a	E. STAES	194.2	11	193.2	10	191.2	9	190.5	1	189.8	2	191,8
21 Alta F2 1952	5	J. RETTENMAIER	189.5	13	188.5	12	187.8	6	187.8	5	186.2	4	188,0
25 Gilby F1 1961	10a	F. BALDANZA	180.3	5	180.0	13	177.9	3	177.3	12	173.6	9	177,8
2 Osca F2 1952	5	S. RETTENMAIER	163.9	9	162.4	8	159.3	13	159.1	12	158.6	11	160,7
51 Bugatti T51 1932	1	F. BURKHARD	163.6	10	161.9	8	161.4	7	161.0	3	160.7	9	161,7
6 Cooper Bristol Mk II 1953	5	K. RETTENMAIER	159.1	11	152.1	9	151.5	7	150.8	10	148.6	8	152,4
38 Alfa Romeo 8C Monza 1932	1	R. RETTENMAIER	129.2	1	128.6	3	125.0	9	124.3	6	124.3	8	126,3
11 Emeryson 1960/61	7c	A. STREMINSKI											
63 Brabham BT4 1963	12												



HGPCA GRAND PRIX DE L'AGE D'OR QUALIFYING

Best Sector Times

SECTOR 1			SECTOR 2			SECTOR 3			Pos	Car	Cl	Ideal Lap	Best Lap
Pos	Driver	Time	Driver	Time	Driver	Time	Pos	Car					
1	10 W.NUTHALL	24.761	10 W.NUTHALL	32.651	10 W.NUTHALL	31.489	1	10 Cooper T53 1960	7b	1:28.901	1:31.366	(1)	
2	40 A.WILLIS	25.424	40 A.WILLIS	33.313	49 A.BEAUMONT	32.053	2	40 Cooper Maserati T51 1959	7b	1:31.915	1:31.915	(2)	
3	99 M.SHAW	25.469	49 A.BEAUMONT	33.652	12 R.FRIEDRICHS	32.451	3	49 Lotus 18 915 1961	12	1:32.204	1:33.431	(4)	
4	12 R.FRIEDRICHS	25.934	12 R.FRIEDRICHS	33.897	24 I.STROLZ	33.026	4	12 Cooper T53 1960	7b	1:32.282	1:32.282	(3)	
5	7 M.BLEES	26.374	99 M.SHAW	34.135	15 T.MATZELBERGER	33.137	5	99 Lotus 21 937 1961	10a	1:33.078	1:35.023	(6)	
6	49 A.BEAUMONT	26.499	15 T.MATZELBERGER	34.401	40 A.WILLIS	33.178	6	15 Cooper T45/51 1960	7b	1:34.240	1:34.443	(5)	
7	50 P.BUHOFFER	26.607	50 P.BUHOFFER	34.441	99 M.SHAW	33.474	7	24 Cooper T51 1959	7b	1:34.554	1:35.984	(9)	
8	15 T.MATZELBERGER	26.702	7 M.BLEES	34.449	50 P.BUHOFFER	33.964	8	50 Lotus 24 950 1962	10a	1:35.012	1:35.887	(7)	
9	24 I.STROLZ	26.855	24 I.STROLZ	34.673	22 S.HART	34.014	9	7 Brabham BT7A 1963	12	1:35.247	1:35.950	(8)	
10	5 P.JAMIN	26.991	69 Mr. JOHN OF B	35.193	31 G.FIERRO	34.098	10	22 Maserati 250F CM7 1958	6	1:36.750	1:38.340	(14)	
11	22 S.HART	27.499	22 S.HART	35.237	7 M.BLEES	34.424	11	5 Lola T54 1964	10b	1:36.824	1:38.318	(13)	
12	248 K.LEHR	27.615	5 P.JAMIN	35.249	248 K.LEHR	34.496	12	248 Maserati 250F CM5 1957	6	1:37.364	1:38.096	(11)	
13	69 Mr. JOHN OF B	27.659	248 K.LEHR	35.253	5 P.JAMIN	34.584	13	69 Lola Mk 4 1962	11	1:37.794	1:38.209	(12)	
14	31 G.FIERRO	28.091	31 G.FIERRO	35.651	69 Mr. JOHN OF B	34.942	14	31 Maserati 250F 2501/2523 1954	6	1:37.840	1:38.078	(10)	
15	19 P.GRANT	28.130	92 S.JÖBSTL	35.795	27 C.DUMOLIN	36.057	15	92 Lotus 24 947 1962	11	1:40.699	1:41.767	(16)	
16	27 C.DUMOLIN	28.524	36 E.STAES	36.553	92 S.JÖBSTL	36.127	16	27 Maserati 250F 2522 1954	6	1:41.442	1:43.644	(20)	
17	92 S.JÖBSTL	28.777	4 J.RETTENMAIER	36.725	4 J.RETTENMAIER	36.291	17	19 Cooper Bristol Mk 2 1953	5	1:41.956	1:42.219	(17)	
18	36 E.STAES	29.311	27 C.DUMOLIN	36.861	36 E.STAES	36.435	18	36 Lotus 18/21 P2 1962	10a	1:42.299	1:43.359	(19)	
19	4 J.RETTENMAIER	29.419	19 P.GRANT	36.999	14 M.BAUDOIN	36.812	19	4 Maserati 250F	6	1:42.435	1:43.165	(18)	
20	14 M.BAUDOIN	29.848	14 M.BAUDOIN	37.483	19 P.GRANT	36.827	20	14 Cooper T45 1958	9	1:44.143	1:44.512	(21)	
21	9 A.HERREMAN	31.338	9 A.HERREMAN	40.034	9 A.HERREMAN	38.163	21	9 LDS F1 1961	10a	1:49.535	1:50.917	(22)	
22	25 F.BALDANZA	31.399	25 F.BALDANZA	40.276	21 J.RETTENMAIER	39.385	22	25 Gilby F1 1961	10a	1:51.252	1:51.295	(23)	
23	21 J.RETTENMAIER	31.780	2 S.RETTENMAIER	40.958	25 F.BALDANZA	39.577	23	21 Alta F2 1952	5	1:52.662	1:53.202	(24)	
24	2 S.RETTENMAIER	33.560	21 J.RETTENMAIER	41.497	2 S.RETTENMAIER	41.669	24	2 Osca F2 1952	5	1:56.187	1:56.341	(25)	
25	51 F.BURKHARD	35.730	51 F.BURKHARD	44.921	51 F.BURKHARD	44.884	25	51 Bugatti T51 1932	1	2:05.535	2:05.535	(26)	
26	6 K.RETTENMAIER	39.309	6 K.RETTENMAIER	47.513	6 K.RETTENMAIER	47.801	26	6 Cooper Bristol Mk II 1953	5	2:14.623	2:15.927	(27)	
27	38 R.RETTENMAIER	55.165	38 R.RETTENMAIER	1:05.361	38 R.RETTENMAIER	1:07.389	27	38 Alfa Romeo 8C Monza 1932	1	3:07.915	3:12.130	(28)	

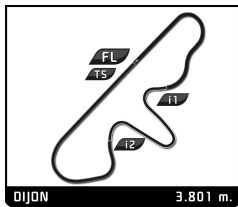


HGPCA GRAND PRIX DE L'AGE D'OR QUALIFYING

Sector Analysis

■ Personal Best ■ Session Best B Crossing the finish line in pit lane

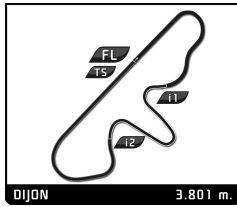
Lap	D	Time	Sector 1	Sector 2	Sector 3	T. Spd	Elapsed	Lap	D	Time	Sector 1	Sector 2	Sector 3	T. Spd	Elapsed
2 Osca F2 1952 1. Stephan RETTENMAIER 5								6	1	1:41.201	27.159	36.746	37.296	209.3	10:48.988
1	1	3:03.318	1:30.933	46.151	46.234	140.4	3:03.318	7	1	1:39.172	27.447	35.625	36.100	210.1	12:28.160
2	1	2:02.376	36.701	42.356	43.319	157.0	5:05.694	8	1	13:10.499 B	26.897	34.489	25:38.659
3	1	2:02.919	35.672	43.298	43.949	153.8	7:08.613	9	1	1:51.848	40.129	35.922	35.797	213.0	27:30.507
4	1	1:59.776	34.284	41.681	43.811	157.7	9:08.389	10	1	1:35.950	26.776	34.449	34.725	223.6	29:06.457
5	1	2:01.117	34.840	41.676	44.601	153.8	11:09.506	11	1	1:37.480	27.216	35.244	35.020	215.1	30:43.937
6	1	2:00.574	35.576	41.774	43.224	155.8	13:10.080	12	1	1:36.696	26.548	35.652	34.496	218.2	32:20.633
7	1	12:26.500 B	36.410	46.736	25:36.580	13	1	1:39.391	29.734	35.233	34.424	217.3	34:00.024
8	1	2:11.917	44.536	44.248	43.133	162.4	27:48.497	14	1	1:36.182	26.754	35.003	34.425	216.9	35:36.206
9	1	1:56.976	33.905	41.185	41.886	163.9	29:45.473	9 LDS F1 1961 1. Arnold HERREMAN 10a							
10	1	1:57.952	34.527	41.208	42.217	152.1	31:43.425	1	1	2:40.206	1:09.547	45.897	44.762	177.0	2:40.206
11	1	1:57.967	34.234	41.986	41.747	158.6	33:41.392	2	1	1:59.642	34.687	43.076	41.879	186.5	4:39.848
12	1	1:57.049	33.808	41.572	41.669	159.1	35:38.441	3	1	2:01.498	35.434	44.043	42.021	178.8	6:41.346
13	1	1:56.341	33.560	40.958	41.823	159.3	37:34.782	4	1	4:02.370 B	34.192	41.731	2:46.447	...	10:43.716
4 Maserati 250F 1. Josef Otto RETTENMAIER 6								5	1	2:00.568	39.172	40.578	40.818	184.6	12:44.284
1	1	4:27.468	3:06.700	40.670	40.098	217.3	4:27.468	6	1	12:59.767 B	32.260	47.819	25:44.051
2	1	1:45.831	31.243	37.832	36.756	221.8	6:13.299	7	1	1:59.531	37.665	42.369	39.497	196.4	27:43.582
3	1	2:16.544 B	30.060	37.029	1:09.455	...	8:29.843	8	1	1:51.779	32.714	40.034	39.031	196.4	29:35.361
4	1	1:54.872	36.677	39.958	38.237	223.6	10:24.715	9	1	1:53.519	31.338	41.881	40.300	202.6	31:28.880
5	1	1:43.165	29.751	37.123	36.291	225.0	12:07.880	10	1	1:52.682	32.677	40.948	39.057	199.6	33:21.562
6	1	1:44.490	29.419	36.725	38.346	180.0	13:52.370	11	1	1:52.672	33.940	40.311	38.421	203.8	35:14.234
5 Lola T54 1964 1. Patrick JAMIN 10b								12	1	1:50.917	32.647	40.107	38.163	201.5	37:05.151
1	1	27:38.632	...	37.474	35.503	226.4	27:38.632	10 Cooper T53 1960 1. Will NUTHALL 7b							
2	1	1:39.517	28.372	35.982	35.163	224.1	29:18.149	1	1	2:07.091	57.764	36.579	32.748	242.7	2:07.091
3	1	1:38.547	28.316	35.381	34.850	227.4	30:56.696	2	1	1:31.366	25.385	34.295	31.686	245.5	3:38.457
4	1	1:38.814	28.036	35.249	35.529	227.8	32:35.510	3	1	1:33.491	26.605	34.771	32.115	243.8	5:11.948
5	1	1:37.994	26.991	36.419	34.584	226.9	34:13.504	4	1	1:33.741	26.413	35.085	32.243	225.0	6:45.689
6	1	1:38.917	27.625	35.453	35.839	225.9	35:52.421	5	1	1:33.282	26.210	33.476	33.596	241.6	8:18.971
7	1	1:38.318	27.349	36.196	34.773	222.7	37:30.739	6	1	1:29.224	24.828	32.806	31.590	242.7	9:48.195
6 Cooper Bristol Mk II 1953 1. Klara RETTENMAIER 5								7	1	1:28.901	24.761	32.651	31.489	242.2	11:17.096
1	1	3:21.241	1:39.025	49.511	52.705	132.8	3:21.241	11 Emeryson 1960/61 1. Albert STREMINSKI 7c							
2	1	2:25.265	44.877	49.070	51.318	139.7	5:46.506	1	1	27:44.990	27:44.990
3	1	2:57.854 B	42.193	48.900	1:26.761	...	8:44.360	2	1	1:43.537	29:28.527
4	1	2:30.588	49.413	49.070	52.105	138.6	11:14.948	3	1	1:42.363	31:10.890
5	1	2:26.391	41.412	52.870	52.109	132.5	13:41.339	4	1	1:41.110	32:52.000
6	1	12:05.345 B	46.753	50.683	25:46.684	5	1	1:44.007	34:36.007
7	1	2:23.198	44.447	49.646	49.105	151.5	28:09.882	6	1	1:40.941	36:16.948
8	1	2:15.927	39.309	47.707	48.911	148.6	30:25.809	12 Cooper T53 1960 1. Rudi FRIEDRICH 7b							
9	1	2:18.619	40.649	48.657	49.313	152.1	32:44.428	1	1	2:00.677	51.083	36.353	33.241	239.5	2:00.677
10	1	2:16.810	39.817	47.513	49.480	150.8	35:01.238	2	1	1:35.274	26.976	35.315	32.983	243.8	3:35.951
11	1	2:16.800	41.403	47.596	47.801	159.1	37:18.038	3	1	1:34.913	27.379	34.594	32.940	242.2	5:10.864
7 Brabham BT7A 1963 1. Max BLEES 12								4	1	1:34.601	27.226	34.902	32.473	243.8	6:45.465
1	1	2:24.837	1:04.681	39.477	40.679	207.7	2:24.837	5	1	1:33.855	26.164	34.557	33.134	241.6	8:19.320
2	1	1:41.411	28.736	36.394	36.281	203.4	4:06.248	6	1	1:32.282	25.934	33.897	32.451	243.2	9:51.602
3	1	1:41.353	28.772	36.895	35.686	209.7	5:47.601	7	1	1:33.848	27.057	33.980	32.811	241.1	11:25.450
4	1	1:40.327	27.047	35.748	37.532	213.4	7:27.928	8	1	1:34.075	26.291	35.024	32.760	242.7	12:59.525
5	1	1:39.859	27.334	34.493	38.032	210.1	9:07.787	14 Cooper T45 1958 1. Michel BAUDOIN 9							



HGPCA GRAND PRIX DE L'AGE D'OR QUALIFYING

Sector Analysis

							■ Personal Best ■ Session Best ■ Crossing the finish line in pit lane								
Lap	D	Time	Sector 1	Sector 2	Sector 3	T. Spd	Elapsed	Lap	D	Time	Sector 1	Sector 2	Sector 3	T. Spd	Elapsed
1	1	2:06.560	49.521	39.177	37.862	197.8	2:06.560	9	1	1:53.202	31.780	41.511	39.911	184.6	29:38.737
2	1	1:47.292	30.189	39.136	37.967	203.0	3:53.852	10	1	1:55.683	31.843	41.866	41.974	179.7	31:34.420
3	1	1:49.659	30.545	40.141	38.973	193.2	5:43.511	11	1	1:55.666	33.429	41.875	40.362	184.3	33:30.086
4	1	1:49.165	30.469	39.495	39.201	194.9	7:32.676	12	1	1:55.852	32.668	42.493	40.691	188.5	35:25.938
5	1	17:31.946 B	31.380	39.688	25:04.622	13	1	1:53.834	32.097	42.352	39.385	189.5	37:19.772
6	1	1:57.119	40.923	38.393	37.803	199.6	27:01.741								
7	1	1:44.512	29.848	37.852	36.812	197.1	28:46.253								
8	1	1:45.989	30.761	37.864	37.364	208.1	30:32.242								
9	1	1:45.830	30.993	37.483	37.354	197.8	32:18.072								
10	1	1:48.744	33.408	37.775	37.561	184.3	34:06.816								
15	Cooper T45/51 1960 1. Thomas MATZELBERGER						7b								
1	1	1:49.699	38.338	37.248	34.113	236.3	1:49.699								
2	1	1:35.734	27.281	35.316	33.137	242.2	3:25.433								
3	1	1:34.920	26.877	34.570	33.473	238.4	5:00.353								
4	1	1:37.720	26.702	34.627	36.391	216.9	6:38.073								
5	1	1:40.813	27.360	36.478	36.975	227.8	8:18.886								
6	1	1:36.392	27.255	35.035	34.102	238.9	9:55.278								
7	1	1:38.027	27.425	35.661	34.941	236.8	11:33.305								
8	1	1:36.281	26.834	35.188	34.259	199.3	13:09.586								
9	1	13:10.604 B	30.104	40.334	26:20.190								
10	1	1:44.978	34.570	36.077	34.331	236.3	28:05.168								
11	1	1:36.167	26.796	34.601	34.770	233.3	29:41.335								
12	1	1:44.988	27.332	41.539	36.117	229.3	31:26.323								
13	1	1:35.273	27.083	34.715	33.475	239.5	33:01.596								
14	1	1:34.872	26.894	34.517	33.461	241.6	34:36.468								
15	1	1:34.443	26.881	34.401	33.161	241.1	36:10.911								
19	Cooper Bristol Mk 2 1953 1. Paul GRANT						5								
1	1	2:40.542	1:19.593	39.886	41.063	182.7	2:40.542								
2	1	1:47.978	29.666	38.356	39.956	193.2	4:28.520								
3	1	1:46.657	30.495	38.379	37.783	196.4	6:15.177								
4	1	1:45.922	29.274	37.493	39.155	188.8	8:01.099								
5	1	1:47.172	30.033	38.547	38.592	195.3	9:48.271								
6	1	1:47.655	30.680	38.310	38.665	197.1	11:35.926								
7	1	1:47.659	29.201	40.166	38.292	188.2	13:23.585								
8	1	11:52.683 B	32.363	46.009	25:16.268								
9	1	1:59.323	44.005	38.114	37.204	198.5	27:15.591								
10	1	1:44.504	30.233	37.294	36.977	199.3	29:00.095								
11	1	1:44.169	29.297	37.082	37.790	197.8	30:44.264								
12	1	1:43.628	28.512	37.921	37.195	198.2	32:27.892								
13	1	1:42.770	28.854	37.089	36.827	199.6	34:10.662								
14	1	1:42.543	28.273	37.000	37.270	195.3	35:53.205								
15	1	1:42.219	28.130	36.999	37.090	200.7	37:35.424								
21	Alfa F2 1952 1. Jakob RETTENMAIER						5								
1	1	3:01.446	1:31.460	46.363	43.623	167.4	3:01.446								
2	1	1:59.562	33.774	44.086	41.702	175.9	5:01.008								
3	1	2:00.382	33.330	43.340	43.712	180.9	7:01.390								
4	1	1:55.889	32.701	42.319	40.869	186.2	8:57.279								
5	1	1:54.749	32.682	41.497	40.570	187.8	10:52.028								
6	1	1:54.737	32.124	41.677	40.936	187.8	12:46.765								
7	1	12:48.036 B	32.147	46.469	25:34.801								
8	1	2:10.734	44.368	44.213	42.153	185.6	27:45.535								
22	Maserati 250F CM7 1958 1. Steve HART						6								
1	1	1:54.906	44.222	36.385	34.299	234.3	1:54.906								
2	1	1:41.087	29.336	37.647	34.104	239.5	3:35.993								
3	1	1:39.301	28.788	36.327	34.186	237.9	5:15.294								
4	1	1:41.951	27.499	36.377	38.075	227.4	6:57.245								
5	1	1:40.663	28.713	36.776	35.174	233.3	8:37.908								
6	1	1:42.463	29.240	38.035	35.188	236.8	10:20.371								
7	1	1:39.509	28.806	36.167	34.536	232.3	11:59.880								
8	1	1:38.502	28.532	35.441	34.529	237.4	13:38.382								
9	1	11:41.868 B	31.843	40.842	25:20.250								
10	1	1:53.660	41.207	37.309	35.144	235.8	27:13.910								
11	1	1:39.126	28.613	36.499	34.014	235.3	28:53.036								
12	1	1:38.626	28.914	35.237	34.475	231.8	30:31.662								
13	1	1:38.340	28.486	35.820	34.034	235.3	32:10.002								
14	1	1:39.157	29.056	35.947	34.154	235.8	33:49.159								
15	1	1:39.169	28.415	36.512	34.242	234.8	35:28.328								
16	1	1:41.131	29.677	36.424	35.030	225.9	37:09.459								
24	Cooper T51 1959 1. Ingo STROLZ						7b								
1	1	1:50.195	38.883	37.129	34.183	235.8	1:50.195								
2	1	1:36.529	27.397	35.737	33.395	238.9	3:26.724								
3	1	1:35.984	27.039	35.919	33.026	238.4	5:02.708								
4	1	1:36.302	27.037	35.686	33.579	230.8	6:39.010								
5	1	1:40.777	27.177	37.575	36.025	234.8	8:19.787								
6	1	1:37.537	27.191	35.751	34.595	214.7	9:57.324								
7	1	16:21.715 B	28.005	35.101	26:19.039								
8	1	1:44.024	34.275	35.285	34.464	232.3	28:03.063								
9	1	1:37.077	28.028	34.673	34.376	232.3	29:40.140								
10	1	1:59.421	26.855	58.780	33.786	204.5	31:39.561								
25	Gilby F1 1961 1. Francesco BALDANZA						10a								
1	1	2:29.158	57.428	45.286	46.444	152.3	2:29.158								
2	1	1:59.658	35.043	41.647	42.968	169.8	4:28.816								
3	1	1:59.026	34.578	43.071	41.377	177.9	6:27.842								
4	1	2:05.618	32.861	44.217	48.540	167.4	8:33.460								
5	1	1:58.118	32.569	43.576	41.973	180.3	10:31.578								
6	1	1:56.613	33.303	41.835	41.475	173.4	12:28.191								
7	1	12:58.647 B	32.292	41.625	25:26.838								
8	1	2:13.693	44.011	45.077	44.605	157.9	27:40.531								
9	1	2:00.524	36.498	42.878	41.148	173.6	29:41.055								
10	1	1:57.630	33.103	41.273	43.254	152.1	31:38.685								
11	1	1:58.636	34.666	42.025	41.945	170.6	33:37.321								
12	1	1:52.432	32.081	40.276	40.075	177.3	35:29.753								
13	1	1:51.295	31.399	40.319	39.577	180.0	37:21.048								
27	Maserati 250F 2522 1954 1. Christian DUMOLIN						6								
1	1	2:19.788	1:00.325	42.236	37.227	211.8	2:19.788								

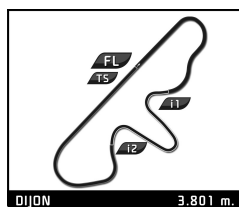


HGPCA
GRAND PRIX DE L'AGE D'OR
QUALIFYING

Sector Analysis

Personal Best Session Best B Crossing the finish line in pit lane

Lap	D	Time	Sector 1	Sector 2	Sector 3	T. Spd	Elapsed	Lap	D	Time	Sector 1	Sector 2	Sector 3	T. Spd	Elapsed							
2	1	1:44.846	28.524	38.057	38.265	212.6	4:04.634	6	1	1:31.915	25.424	33.313	33.178	217.3	28:32.293							
3	1	1:45.297	29.468	39.157	36.672	213.0	5:49.931	7	1	1:32.486	25.536	33.682	33.268	214.3	30:04.779							
4	1	1:46.247	30.369	37.790	38.088	212.2	7:36.178	49 Lotus 18 915 1961 1. Andrew BEAUMONT 12														
5	1	1:47.816	30.266	38.107	39.443	211.8	9:23.994	1	1	1:51.779	40.333	37.431	34.015	227.8	1:51.779							
6	1	1:45.432	30.021	37.326	38.085	210.1	11:09.426	2	1	1:36.272	27.556	36.181	32.535	229.8	3:28.051							
7	1	1:48.315	31.539	38.927	37.849	208.5	12:57.741	3	1	1:34.980	27.347	34.683	32.950	227.4	5:03.031							
8	1	12:26.609 B	30.307	42.056	25:24.350	4	1	1:34.848	27.038	34.715	33.095	223.6	6:37.879							
9	1	1:55.873	41.135	38.171	36.567	214.7	27:20.223	5	1	1:37.711	26.499	37.155	34.057	221.8	8:15.590							
10	1	1:43.871	30.504	37.310	36.057	212.2	29:04.094	6	1	1:34.619	26.780	35.687	32.152	224.5	9:50.209							
11	1	1:43.644	29.387	37.598	36.659	216.0	30:47.738	7	1	1:33.979	27.131	34.454	32.394	223.1	11:24.188							
12	1	1:44.313	30.096	37.748	36.469	209.7	32:32.051	8	1	1:36.052	27.147	35.587	33.318	223.1	13:00.240							
13	1	1:43.999	29.368	38.144	36.487	213.9	34:16.050	9	1	12:29.977 B	27.982	40.423	25:30.217							
14	1	1:43.777	29.613	37.673	36.491	216.0	35:59.827	10	1	1:45.070	36.793	35.466	32.811	223.1	27:15.287							
15	1	1:44.583	29.468	36.861	38.254	168.2	37:44.410	11	1	1:35.660	28.130	35.312	32.218	221.8	28:50.947							
31 Maserati 250F 2501/2523 1954 1. Guillermo FIERRO 6								50 Lotus 24 950 1962 1. Philipp BUHOFER 10a														
1	1	1:56.069	46.074	35.897	34.098	226.4	1:56.069	1	1	1:49.968	37.267	36.872	35.829	202.2	1:49.968							
2	1	1:38.845	28.322	35.854	34.669	222.7	3:34.914	2	1	1:40.972	28.726	37.331	34.915	209.7	3:30.940							
3	1	1:38.078	28.125	35.651	34.302	227.8	5:12.992	3	1	1:40.916	29.284	36.036	35.596	209.3	5:11.856							
36 Lotus 18/21 P2 1962 1. Erik STAES 10a								4								1	1:44.233	28.255	36.756	39.222	202.2	6:56.089
1	1	2:37.223	1:13.255	43.785	40.183	190.5	2:37.223	5	1	1:44.598	29.438	38.269	36.891	205.3	8:40.687							
2	1	1:47.240	30.755	39.581	36.904	189.8	4:24.463	6	1	1:44.971	27.997	38.294	38.680	200.7	10:25.658							
3	1	1:44.959	30.773	37.751	36.435	185.9	6:09.422	7	1	1:42.487	28.907	37.394	36.186	207.7	12:08.145							
4	1	4:00.305 B	29.632	37.913	2:52.760	...	10:09.727	8	1	1:39.087	27.267	35.621	36.199	205.3	13:47.232							
5	1	1:51.627	36.555	36.957	38.115	180.3	12:01.354	9	1	11:25.384 B	38.305	44.684	25:12.616							
6	1	1:46.279	31.146	36.989	38.144	181.5	13:47.633	10	1	1:52.369	42.367	35.271	34.731	206.1	27:04.985							
7	1	11:26.427 B	41.455	50.645	9:54.327	...	25:14.060	11	1	1:35.753	26.765	35.024	33.964	207.3	28:40.738							
8	1	1:59.973	44.333	37.487	38.153	188.8	27:14.033	12	1	1:36.757	27.307	34.705	34.745	204.5	30:17.495							
9	1	1:46.771	32.776	37.228	36.767	191.2	29:00.804	13	1	1:36.101	27.251	34.764	34.086	205.3	31:53.596							
10	1	1:43.818	29.987	37.295	36.536	193.2	30:44.622	14	1	1:38.124	27.541	35.504	35.079	206.5	33:31.720							
11	1	1:43.359	29.377	37.422	36.560	194.2	32:27.981	15	1	1:35.887	26.607	35.086	34.194	208.1	35:07.607							
12	1	1:43.519	29.755	37.252	36.512	187.8	34:11.500	16	1	1:36.859	27.432	34.441	34.986	205.3	36:44.466							
13	1	1:45.104	29.311	37.812	37.981	179.1	35:56.604	51 Bugatti T51 1932 1. Fritz BURKHARD 1														
14	1	1:46.973	30.690	36.553	39.730	170.9	37:43.577	1	1	3:20.341	1:39.571	50.349	50.421	157.2	3:20.341							
38 Alfa Romeo BC Monza 1932 1. Rebeca RETTENMAIER 1								2								1	2:13.898	39.704	47.770	46.424	158.1	5:34.239
1	1	4:21.038	2:03.780	1:08.394	1:08.864	129.2	4:21.038	3	1	2:07.593	35.995	45.079	46.519	161.0	7:41.832							
2	1	3:17.777	58.219	1:08.897	1:10.661	120.7	7:38.815	4	1	2:10.011	37.239	46.756	46.016	157.2	9:51.843							
3	1	3:14.888	57.599	1:08.058	1:09.231	128.6	10:53.703	5	1	17:12.394 B	38.647	46.303	27:04.237							
4	1	3:15.174	56.783	1:05.361	1:13.030	78.0	14:08.877	6	1	2:22.508	48.990	47.224	46.294	160.5	29:26.745							
5	1	11:01.443 B	1:04.472	1:08.330	8:48.641	...	25:10.320	7	1	2:10.681	36.695	47.275	46.711	161.4	31:37.426							
6	1	3:20.556	1:06.544	1:06.623	1:07.389	124.3	28:30.876	8	1	2:12.473	39.481	47.787	45.205	161.9	33:49.899							
7	1	3:12.130	56.958	1:06.751	1:08.421	122.0	31:43.006	9	1	2:09.009	36.063	47.179	45.767	160.7	35:58.908							
8	1	3:12.937	57.087	1:08.029	1:07.821	124.3	34:55.943	10	1	2:05.535	35.730	44.921	44.884	163.6	38:04.443							
9	1	3:13.149	55.165	1:09.317	1:08.667	125.0	38:09.092	69 Lola Mk 4 1962 1. Mr. JOHN OF B 11														
40 Cooper Maserati T51 1959 1. Andy WILLIS 7b								1								1	2:40.308	1:21.137	38.706	40.465	188.2	2:40.308
1	1	2:16.686	1:06.185	36.558	33.943	219.1	2:16.686															
2	1	1:34.724	26.194	33.980	34.550	221.3	3:51.410															
3	1	1:32.662	25.644	33.602	33.416	221.3	5:24.072															
4	1	19:47.450 B	25.675	34.286	25:11.522															
5	1	1:48.856	41.960	33.692	33.204	220.4	27:00.378															



HGPCA GRAND PRIX DE L'AGE D'OR QUALIFYING

Sector Analysis

Lap	D	Time	Sector 1	Sector 2	Sector 3	T. Spd	Elapsed	Lap	D	Time	Sector 1	Sector 2	Sector 3	T. Spd	Elapsed
2	1	1:44.827	29.165	38.249	37.413	193.2	4:25.135								
3	1	1:42.483	30.214	36.343	35.926	192.9	6:07.618								
4	1	1:41.840	28.425	36.274	37.141	190.8	7:49.458								
5	1	2:56.780 B	30.642	39.078	1:47.060		10:46.238								
6	1	1:48.011	36.350	36.182	35.479	202.6	12:34.249								
7	1	12:44.250 B	27.659	37.839	...		25:18.499								
8	1	1:54.446	41.278	36.279	36.889	198.9	27:12.945								
9	1	1:38.209	28.074	35.193	34.942	201.9	28:51.154								
10	1	1:45.795	28.775	36.168	40.852	149.6	30:36.949								

92 Lotus 24 947 1962
1. Stephan JÖBSTL 11

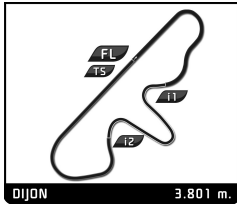
1	1	2:24.067	1:07.464	37.349	39.254	209.3	2:24.067								
2	1	1:41.772	28.777	36.491	36.504	211.8	4:05.839								
3	1	1:43.264	28.931	36.993	37.340	213.0	5:49.103								
4	1	1:45.440	29.723	37.054	38.663	210.5	7:34.543								
5	1	1:47.386	30.425	38.170	38.791	209.3	9:21.929								
6	1	1:46.087	30.451	36.667	38.969	208.9	11:08.016								
7	1	1:47.453	31.898	38.209	37.346	210.9	12:55.469								
8	1	12:19.853 B	29.444	42.808	...		25:15.322								
9	1	1:58.825	44.444	37.435	36.946	212.2	27:14.147								
10	1	1:42.073	30.033	35.795	36.245	213.0	28:56.220								
11	1	1:41.767	29.265	36.375	36.127	212.6	30:37.987								
12	1	1:41.950	29.189	36.374	36.387	211.8	32:19.937								
13	1	1:44.763	30.183	37.617	36.963	211.4	34:04.700								
14	1	1:43.016	29.406	37.132	36.478	211.4	35:47.716								
15	1	1:42.850	29.022	36.924	36.904	212.2	37:30.566								

99 Lotus 21 937 1961
1. Mark SHAW 10a

1	1	1:51.599	40.034	36.390	35.175	217.3	1:51.599								
2	1	1:35.973	27.041	35.207	33.725	220.9	3:27.572								
3	1	1:35.023	26.627	34.922	33.474	219.1	5:02.595								
4	1	1:42.182	30.048	37.105	35.029	220.4	6:44.777								
5	1	4:18.176 B	25.469	34.135	3:18.572		11:02.953								
6	1	1:52.182	40.241	37.107	34.834	220.9	12:55.135								

248 Maserati 250F CMS 1957
1. Klaus LEHR 6

1	1	2:00.865	47.658	37.488	35.719	220.0	2:00.865								
2	1	1:38.643	27.836	36.020	34.787	225.0	3:39.508								
3	1	1:38.177	27.722	35.708	34.747	225.9	5:17.685								
4	1	3:06.046 B	27.982	36.060	2:02.004		8:23.731								
5	1	1:50.960	37.599	37.654	35.707	223.1	10:14.691								
6	1	1:43.086	29.386	36.987	36.713	220.0	11:57.777								
7	1	1:41.161	27.833	36.301	37.027	219.5	13:38.938								
8	1	11:43.259 B	32.696	40.676	...		25:22.197								
9	1	1:52.735	40.875	36.469	35.391	226.9	27:14.932								
10	1	1:40.697	29.432	35.948	35.317	223.1	28:55.629								
11	1	1:37.952	28.031	35.253	34.668	225.9	30:33.581								
12	1	1:39.395	28.892	36.007	34.496	226.4	32:12.976								
13	1	1:38.096	27.615	35.683	34.798	228.3	33:51.072								
14	1	1:38.548	28.187	35.632	34.729	229.8	35:29.620								
15	1	1:40.887	28.821	36.778	35.288	227.8	37:10.507								



HGPCA GRAND PRIX DE L'AGE D'OR RACE 1 (25')

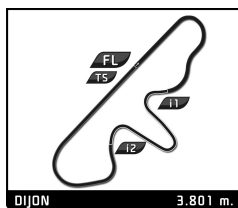
Starting Grid

			- 15 -	5	Lola T54 1964	Patrick JAMIN
Michel KUIPER	Brabham BT4 1963	63				
			- 14 -	38	Alfa Romeo 8C Monza 1932	3:12.130 Rebeca RETTENMAIER
2:15.927 Klara RETTENMAIER	Cooper Bristol Mk II 1953	6				
			- 13 -	51	Bugatti T51 1932	2:05.535 Fritz BURKHARD
1:56.341 Stephan RETTENMAIER	Osca F2 1952	2				
			- 12 -	21	Alta F2 1952	1:53.202 Jakob RETTENMAIER
1:51.295 Francesco BALDANZA	Gilby F1 1961	25				
			- 11 -	9	LDS F1 1961	1:50.917 Arnold HERREMAN
1:44.512 Michel BAUDOIN	Cooper T45 1958	14				
			- 10 -	27	Maserati 250F 2522 1954	1:43.644 Christian DUMOLIN
1:43.359 Erik STAES	Lotus 18/21 P2 1962	36				
			- 9 -	4	Maserati 250F	1:43.165 Josef Otto RETTENMAIER
1:42.219 Paul GRANT	Cooper Bristol Mk 2 1953	19				
			- 8 -	92	Lotus 24 947 1962	1:41.767 Stephan JÖBSTL
1:40.941 Albert STREMINSKI	Emeryson 1960/61	11				
			- 7 -	22	Maserati 250F CM7 1958	1:38.340 Steve HART
1:38.209 Mr. JOHN OF B	Lola Mk 4 1962	69				
			- 6 -	248	Maserati 250F CM5 1957	1:38.096 Klaus LEHR
1:38.078 Guillermo FIERRO	Maserati 250F 2501/2523 1954	31				
			- 5 -	24	Cooper T51 1959	1:35.984 Ingo STROLZ
1:35.950 Max BLEES	Brabham BT7A 1963	7				
			- 4 -	50	Lotus 24 950 1962	1:35.887 Philipp BUHOFER
1:35.023 Mark SHAW	Lotus 21 937 1961	99				
			- 3 -	15	Cooper T45/51 1960	1:34.443 Thomas MATZELBERGER
1:33.431 Andrew BEAUMONT	Lotus 18 915 1961	49				
			- 2 -	12	Cooper T53 1960	1:32.282 Rudi FRIEDRICH
1:31.915 Andy WILLIS	Cooper Maserati T51 1959	40				
			- 1 -	10	Cooper T53 1960	1:31.366 Will NUTHALL



Pole

Stewards: Emile Prades Arnaud Vercauteren Jacques Tromas	Timekeeper: Xavier Lozano
--	-------------------------------------



HGPCA GRAND PRIX DE L'AGE D'OR RACE 1 (25')

Final Classification

Nr. Drivers	Car	Class	Laps	Total Time	Gap	Kph	Best Lap		
							Lap	Time Kph	
1	10 Will NUTHALL	Cooper T53 1960	7b	17	26:19.441	-	147.3	14	1:30.548 151.1
2	12 Rudi FRIEDRICH	Cooper T53 1960	7b	17	26:52.040	+32.599	144.3	12	1:32.811 147.4
3	40 Andy WILLIS	Cooper Maserati T51 1959	7b	17	27:25.761	+1:06.320	141.3	12	1:34.031 145.5
4	99 Mark SHAW	Lotus 21 937 1961	10a	17	27:37.158	+1:17.717	140.4	9	1:34.082 145.4
5	7 Max BLEES	Brabham BT7A 1963	12	17	27:46.612	+1:27.171	139.6	14	1:34.239 145.2
6	50 Philipp BUHOFFER	Lotus 24 950 1962	10a	17	27:46.941	+1:27.500	139.5	14	1:34.082 145.4
7	31 Guillermo FIERRO	Maserati 250F 2501/2523 1954	6	16	26:29.674	1 Lap	137.7	14	1:36.545 141.7
8	22 Steve HART	Maserati 250F CM7 1958	6	16	26:31.830	1 Lap	137.5	15	1:36.941 141.2
9	63 Michel KUIPER	Brabham BT4 1963	12	16	26:54.488	1 Lap	135.6	11	1:34.635 144.6
10	15 Thomas MATZELBERGER	Cooper T45/51 1960	7b	16	27:00.341	1 Lap	135.1	13	1:37.200 140.8
11	69 Mr. JOHN OF B	Lola Mk 4 1962	11	16	27:04.430	1 Lap	134.8	15	1:38.832 138.5
12	24 Ingo STROLZ	Cooper T51 1959	7b	16	27:31.957	1 Lap	132.5	13	1:39.006 138.2
13	4 Josef Otto RETTENMAIER	Maserati 250F	6	16	27:32.227	1 Lap	132.5	8	1:39.559 137.4
14	36 Erik STAES	Lotus 18/21 P2 1962	10a	16	27:34.254	1 Lap	132.3	14	1:39.196 137.9
15	248 Klaus LEHR	Maserati 250F CM5 1957	6	16	28:14.815	1 Lap	129.2	15	1:39.120 138.1
16	11 Albert STREMINSKI	Emeryson 1960/61	7c	15	26:24.860	2 Laps	129.5	9	1:41.324 135.0
17	92 Stephan JÖBSTL	Lotus 24 947 1962	11	15	26:57.503	2 Laps	126.9	14	1:44.581 130.8
18	19 Paul GRANT	Cooper Bristol Mk 2 1953	5	15	26:58.851	2 Laps	126.8	15	1:44.318 131.2
19	5 Patrick JAMIN	Lola T54 1964	10b	15	28:06.689	2 Laps	121.7	8	1:37.434 140.4
20	9 Arnold HERREMAN	LDS F1 1961	10a	14	26:18.270	3 Laps	121.4	12	1:47.714 127.0
21	21 Jakob RETTENMAIER	Alfa F2 1952	5	14	26:24.489	3 Laps	120.9	9	1:49.435 125.0
22	25 Francesco BALDANZA	Gilby F1 1961	10a	14	27:49.689	3 Laps	114.7	11	1:51.306 122.9
23	49 Andrew BEAUMONT	Lotus 18 915 1961	12	13	21:05.880	4 Laps	140.5	10	1:32.716 147.6
24	2 Stephan RETTENMAIER	Osca F2 1952	5	13	26:45.134	4 Laps	110.8	9	1:55.111 118.9
25	51 Fritz BURKHARD	Bugatti T51 1932	1	13	28:21.596	4 Laps	104.5	10	2:01.295 112.8
26	6 Klara RETTENMAIER	Cooper Bristol Mk II 1953	5	12	26:50.768	5 Laps	101.9	9	2:07.511 107.3

Not classified:

38	Rebeca RETTENMAIER	Alfa Romeo 8C Monza 1932	1	9	27:51.344			6	3:00.592 75.8
14	Michel BAUDOIN	Cooper T45 1958	9	2	4:31.263			2	2:10.517 104.8

Not started

27	Christian DUMOLIN	Maserati 250F 2522 1954	6						
----	-------------------	-------------------------	---	--	--	--	--	--	--

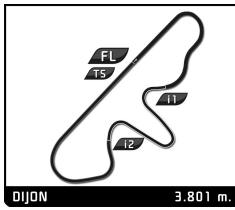
Pole Position	W. NUTHALL	1:31.366	149.8 Kph
Fastest Lap	Lap 14 Will NUTHALL	1:30.548	151.1 Kph

CAR #248 - PENALTY OF 45 SECONDS FOR UNSERVED DRIVE-THROUGH
 CAR # 5 - PENALTY OF 45 SECONDS DUE TO STEWARDS DECISION
 CAR # 5 - PENALTY OF 60 SECONDS DUE TO STEWARDS DECISION

Published at:

Track Status: **DRY**

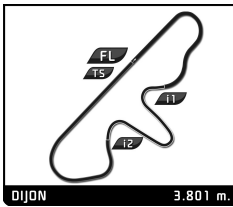
Stewards: Emile Prades Denis Duroc Véronique Douet	Timekeeper: Xavier Lozano
--	-------------------------------------



HGPCA GRAND PRIX DE L'AGE D'OR RACE 1

Lap Chart

		LAP																		
Nr	Pos	Grid	1	2	3	4	5	6	7	8	9	10	11	12	13	14	15	16	17	
10	1	10	10	10	10	10	10	10	10	10	10	10	10	10	10	10	10	10	10	10
40	2	40	12	12	12	12	12	12	12	12	12	12	12	12	12	12	12	12	12	12
12	3	12	40	40	40	40	40	40	40	40	40	40	40	40	40	40	40	40	40	40
49	4	49	99	99	99	99	99	7	99	99	99	49	49	49	49	99	99	99	99	99
15	5	15	50	7	7	7	99	7	7	7	99	99	99	99	99	7	7	7	7	7
99	6	99	7	50	50	50	50	50	50	49	7	7	7	7	7	50	50	50	50	50
50	7	50	31	22	31	31	31	49	49	50	50	50	50	50	50	31	31	31	31	31
7	8	7	49	31	22	22	49	31	31	31	31	31	31	31	31	22	22	22	22	22
24	9	24	248	49	49	49	22	22	22	22	22	22	22	22	22	22	63	63	63	63
31	10	31	22	248	15	248	248	248	248	248	248	248	248	15	15	15	248	15	15	15
248	11	248	15	15	248	15	15	15	15	15	15	15	15	248	248	248	15	69	69	69
69	12	69	69	69	69	69	69	69	69	69	69	69	63	63	63	69	69	248	248	248
22	13	22	24	19	4	5	63	63	63	63	63	63	69	69	69	4	24	24	24	24
11	14	11	19	11	5	63	5	5	5	5	5	5	5	5	5	24	4	4	4	4
92	15	92	11	4	63	4	4	4	4	4	4	4	4	4	4	36	36	36	36	36
19	16	19	92	92	19	24	24	24	24	24	24	24	24	24	24	5	5	5	5	5
4	17	4	4	63	11	19	36	36	36	36	36	36	36	36	36	11	11	11	11	11
36	18	36	36	5	24	11	19	92	11	11	11	11	11	11	11	92	92	92	92	92
27	19	27	63	36	92	36	92	19	92	92	92	92	92	92	92	19	19	19	19	19
14	20	14	5	24	36	92	11	11	19	19	19	19	19	19	19	9	9	9	9	9
9	21	9	9	9	9	9	9	9	21	21	21	21	9	9	9	9	21	21	21	21
25	22	25	21	21	21	21	21	9	9	9	9	9	21	21	21	25	25	25	25	25
21	23	21	14	2	2	2	2	2	2	2	2	25	25	25	25	25	25	25	25	25
2	24	2	25	14	25	25	25	25	25	25	25	2	2	2	2	2	2	2	2	2
51	25	51	2	25	51	51	51	51	51	51	51	51	51	51	51	51	51	51	51	51
6	26	6	51	51	6	6	6	6	6	6	6	6	6	6	6	6	6	6	6	6
38	27	38	6	6	38	38	38	38	38	38	38	38	38	38	38	38	38	38	38	38
63	28	63	38	38	38	38	38	38	38	38	38	38	38	38	38	38	38	38	38	38
5	29	5	5	5	5	5	5	5	5	5	5	5	5	5	5	5	5	5	5	5

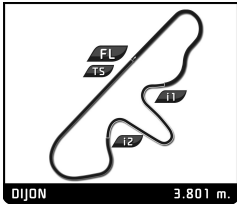


HGPCA GRAND PRIX DE L'AGE D'OR RACE 1

Analysis by lap

■ Lapped

Nr	Lap Time	Gap	Nr	Lap Time	Gap	Nr	Lap Time	Gap	Nr	Lap Time	Gap	Nr	Lap Time	Gap			
248	1:40.736	1:30.369	38	3:01.538	7 Laps	15	1:39.468	1 Lap	69	1:38.832	1 Lap						
Lap 12																	
10	1:31.144		63	1:39.619	1 Lap	40	1:34.306	52.636	24	1:40.660	1 Lap						
15	1:39.004	1 Lap	69	1:39.257	1 Lap	4	1:42.337	1 Lap	36	1:41.000	1 Lap						
63	1:34.635	1 Lap	12	1:32.922	26.411	99	1:35.878	1:09.007	25	1:52.394	3 Laps						
69	1:39.857	1 Lap	25	1:51.306	3 Laps	7	1:35.572	1:13.703	50	1:36.329	1:15.440						
38	3:00.592	6 Laps	5	1:39.148	1 Lap	51	2:17.066	4 Laps	9	1:48.895	2 Laps						
5	1:39.847	1 Lap	4	1:42.331	1 Lap												
4	1:40.366	1 Lap	24	1:39.006	1 Lap												
21	1:50.070	2 Laps	40	1:35.440	47.634												
12	1:32.811	24.386	6	2:08.107	4 Laps												
9	1:49.250	2 Laps	36	1:39.544	1 Lap												
24	1:39.471	1 Lap	9	1:47.714	2 Laps												
36	1:39.430	1 Lap	99	1:35.096	1:00.462												
40	1:34.031	42.291	21	1:50.826	2 Laps												
49	1:34.267	51.597	7	1:34.239	1:06.273												
99	1:34.587	54.913	50	1:34.082	1:07.096												
11	1:42.311	1 Lap	2	2:02.801	3 Laps												
7	1:34.515	1:00.156	11	1:42.305	1 Lap												
50	1:35.510	1:01.221	31	1:36.545	1:32.338												
51	2:06.660	3 Laps															
92	1:47.849	1 Lap															
19	1:46.781	1 Lap															
31	1:38.006	1:21.133															
22	1:38.036	1:22.939															
Lap 13																	
10	1:33.814																
15	1:38.423	1 Lap															
248	1:41.785	1 Lap															
25	1:54.177	3 Laps															
63	1:35.447	1 Lap															
6	2:07.511	4 Laps															
69	1:40.433	1 Lap															
5	1:40.422	1 Lap															
12	1:33.465	24.037															
4	1:41.843	1 Lap															
2	2:30.245	3 Laps															
24	1:41.276	1 Lap															
36	1:42.924	1 Lap															
9	1:49.626	2 Laps															
21	1:50.780	2 Laps															
40	1:34.265	42.742															
49	1:36.940	54.723															
99	1:34.815	55.914															
7	1:36.240	1:02.582															
50	1:36.155	1:03.562															
11	1:44.504	1 Lap															
31	1:39.022	1:26.341															
22	1:37.868	1:26.993															
92	1:46.951	1 Lap															
51	2:01.295	3 Laps															
Lap 14																	
10	1:30.548																
19	1:46.070	2 Laps															
Lap 15																	
10	1:32.672																
22	1:37.639	1 Lap															
92	1:47.085	2 Laps															
19	1:46.498	2 Laps															
63	1:38.989	1 Lap															
15	1:45.404	1 Lap															
248	1:43.305	1 Lap															
12	1:36.414	30.153															
69	1:39.708	1 Lap															
51	2:12.102	4 Laps															
25	1:52.901	3 Laps															
40	1:34.870	49.832															
4	1:42.459	1 Lap															
24	1:41.407	1 Lap															
36	1:39.196	1 Lap															
99	1:36.841	1:04.631															
5	2:08.460	1 Lap															
7	1:36.032	1:09.633															
50	1:36.189	1:10.613															
9	1:49.910	2 Laps															
21	1:50.977	2 Laps															
6	2:12.416	4 Laps															
11	1:42.380	1 Lap															
Lap 16																	
10	1:31.502																
2	1:56.578	4 Laps															
38	3:01.565	8 Laps															
31	1:37.016	1 Lap															
22	1:36.941	1 Lap															
92	1:44.581	2 Laps															
19	1:44.727	2 Laps															
63	1:38.381	1 Lap															
12	1:33.694	32.345															
248	1:39.120	1 Lap															

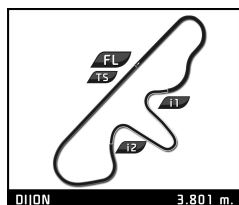


HGPCA GRAND PRIX DE L'AGE D'OR RACE 1

Analysis by lap

Lapped

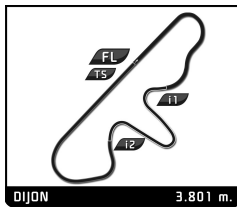
Nr	Lap Time	Gap	Nr	Lap Time	Gap	Nr	Lap Time	Gap	Nr	Lap Time	Gap
----	----------	-----	----	----------	-----	----	----------	-----	----	----------	-----



HGPCA GRAND PRIX DE L'AGE D'OR RACE 1

Best Top Speeds

No Car	Class	Top Speed Driver	Top 1		Top 2		Top 3		Top 4		Top 5		Avg
			Kph	Lap	Kph	Lap	Kph	Lap	Kph	Lap	Kph	Lap	
10 Cooper T53 1960	7b	W. NUTHALL	244.9	15	242.7	11	242.7	9	241.6	14	241.1	12	242,6
12 Cooper T53 1960	7b	R. FRIEDRICHS	239.5	11	239.5	8	238.9	16	238.4	14	237.9	12	238,8
22 Maserati 250F CM7 1958	6	S. HART	237.4	7	234.8	4	234.3	6	233.8	1	232.3	9	234,5
15 Cooper T45/51 1960	7b	T. MATZELBERGER	236.3	15	235.8	9	234.8	13	234.3	12	231.8	11	234,6
63 Brabham BT4 1963	12	M. KUIPER	234.8	11	234.3	7	232.8	16	232.8	9	232.8	8	233,5
49 Lotus 18 915 1961	12	A. BEAUMONT	231.8	5	228.8	8	227.4	6	227.4	4	226.4	12	228,4
24 Cooper T51 1959	7b	I. STOLZ	229.3	4	228.8	13	227.4	6	225.5	16	225.0	9	227,2
4 Maserati 250F	6	J. RETTENMAIER	228.3	15	226.4	10	225.9	12	225.9	5	225.5	14	226,4
5 Lola T54 1964	10b	P. JAMIN	227.4	7	227.4	5	225.5	6	225.0	10	224.5	12	226,0
31 Maserati 250F 2501/2523 1954	6	G. FIERRO	224.5	12	224.1	5	223.1	11	222.7	14	222.2	10	223,3
7 Brabham BT7A 1963	12	M. BLEES	223.6	10	223.6	6	222.7	16	221.3	9	221.3	1	222,5
248 Maserati 250F CM5 1957	6	K. LEHR	223.1	1	222.2	15	220.9	2	220.4	13	220.0	8	221,3
99 Lotus 21 937 1961	10a	M. SHAW	221.3	10	221.3	4	220.4	2	220.0	8	219.5	13	220,5
40 Cooper Maserati T51 1959	7b	A. WILLIS	220.0	16	218.2	14	217.7	13	217.7	2	217.3	15	218,2
50 Lotus 24 950 1962	10a	P. BUHOFER	213.0	6	212.2	9	211.4	14	210.9	15	210.9	12	211,7
92 Lotus 24 947 1962	11	S. JÖBSTL	210.5	4	210.1	15	208.9	1	208.1	10	207.7	9	209,1
36 Lotus 18/21 P2 1962	10a	E. STAES	206.5	13	205.7	9	205.3	14	205.3	8	204.2	5	205,4
69 Lola Mk 4 1962	11	Mr. JOHN OF B	200.0	13	199.3	9	199.3	1	198.9	2	198.5	10	199,2
11 Emeryson 1960/61	7c	A. STREMINSKI	197.1	12	196.4	11	196.0	6	194.9	4	194.9	1	195,9
19 Cooper Bristol Mk 2 1953	5	P. GRANT	196.7	13	196.0	4	195.7	6	194.9	14	194.9	11	195,6
21 Alta F2 1952	5	J. RETTENMAIER	191.2	12	191.2	11	190.8	8	190.1	10	189.8	7	190,6
14 Cooper T45 1958	9	M. BAUDOIN	184.0	1	123.6	2							153,8
25 Gilby F1 1961	10a	F. BALDANZA	182.7	9	181.5	10	180.9	11	180.0	8	177.3	13	180,5
6 Cooper Bristol Mk II 1953	5	K. RETTENMAIER	166.7	8	164.6	7	161.4	6	159.1	9	157.2	5	161,8
51 Bugatti T51 1932	1	F. BURKHARD	165.1	9	164.1	10	162.7	1	157.9	7	157.0	3	161,4
2 Osca F2 1952	5	S. RETTENMAIER	157.7	7	157.4	8	154.9	2	154.7	11	151.7	3	155,3
38 Alfa Romeo 8C Monza 1932	1	R. RETTENMAIER	139.0	8	135.7	7	135.2	9	134.0	5	131.9	3	135,2
9 LDS F1 1961	10a	A. HERREMAN											
27 Maserati 250F 2522 1954	6												

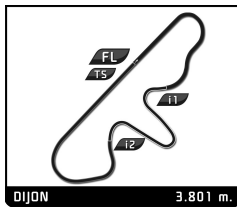


HGPCA GRAND PRIX DE L'AGE D'OR RACE 1

Sector Analysis

■ Personal Best
 ■ Session Best
 ■ Crossing the finish line in pit lane

Lap	D	Time	Sector 1	Sector 2	Sector 3	T. Spd	Elapsed	Lap	D	Time	Sector 1	Sector 2	Sector 3	T. Spd	Elapsed
2 Osca F2 1952 5															
1. Stephan RETTENMAIER															
1	1	2:23.277	50.659	45.492	47.126	149.2	2:23.277	2	1	2:19.868	41.063	46.863	51.942	142.9	4:51.029
2	1	2:06.194	35.794	44.053	46.347	154.9	4:29.471	3	1	2:19.468	40.959	49.925	48.584	126.3	7:10.497
3	1	2:00.736	35.576	41.991	43.169	151.7	6:30.207	4	1	2:16.717	41.127	46.383	49.207	145.4	9:27.214
4	1	2:00.542	35.629	41.829	43.084	150.6	8:30.749	5	1	2:12.303	39.163	45.675	47.465	157.2	11:39.517
5	1	1:59.110	35.032	41.408	42.670	151.3	10:29.859	6	1	2:12.430	39.429	45.734	47.267	161.4	13:51.947
6	1	2:00.248	35.832	41.340	43.076	149.0	12:30.107	7	1	2:10.131	37.496	45.856	46.779	164.6	16:02.078
7	1	1:56.095	33.496	40.259	42.340	157.7	14:26.202	8	1	2:12.552	38.271	48.555	45.726	166.7	18:14.630
8	1	1:55.787	33.294	41.195	41.298	157.4	16:21.989	9	1	2:07.511	35.775	45.103	46.633	159.1	20:22.141
9	1	1:55.111	34.181	40.049	40.881	145.2	18:17.100	10	1	2:08.107	37.412	44.714	45.981	156.5	22:30.248
10	1	2:30.245 B	38.108	41.528	1:10.609		20:47.345	11	1	2:12.416	37.296	45.975	49.145	155.8	24:42.664
11	1	2:02.801	39.228	40.440	43.133	154.7	22:50.146	12	1	2:08.104	36.305	45.412	46.387	147.7	26:50.768
12	1	1:56.578	33.226	39.697	43.655	150.8	24:46.724								
13	1	1:58.410	34.216	40.574	43.620	140.4	26:45.134								
4 Maserati 250F 6															
1. Josef Otto RETTENMAIER															
1	1	1:58.785	42.898	38.265	37.622	213.4	1:58.785								
2	1	1:45.641	31.190	37.310	37.141	222.7	3:44.426								
3	1	1:46.128	31.072	37.380	37.676	221.8	5:30.554								
4	1	1:43.227	30.533	36.681	36.013	224.1	7:13.781								
5	1	1:43.915	30.137	37.785	35.993	225.9	8:57.696								
6	1	1:40.641	29.588	35.386	35.667	225.5	10:38.337								
7	1	1:41.363	29.442	35.754	36.167	225.5	12:19.700								
8	1	1:39.559	28.877	35.310	35.372	225.5	13:59.259								
9	1	1:40.893	29.740	35.956	35.197	225.0	15:40.152								
10	1	1:40.179	28.461	36.264	35.454	226.4	17:20.331								
11	1	1:40.366	28.418	36.234	35.714	225.0	19:00.697								
12	1	1:41.843	30.559	35.658	35.626	225.9	20:42.540								
13	1	1:42.331	29.114	35.847	37.370	225.5	22:24.871								
14	1	1:42.459	29.239	36.838	36.382	225.5	24:07.330								
15	1	1:42.337	29.098	37.660	35.579	228.3	25:49.667								
16	1	1:42.560	28.734	35.586	38.240	218.6	27:32.227								
7 Brabham BT7A 1963 12															
1. Max BLEES															
1	1	1:49.701	37.745	36.084	35.872	221.3	1:49.701								
2	1	1:38.724	28.522	35.154	35.048	218.2	3:28.425								
3	1	1:37.241	27.782	34.406	35.053	211.8	5:05.666								
4	1	1:36.823	27.550	34.549	34.724	191.8	6:42.489								
5	1	1:44.097	34.065	34.849	35.183	220.0	8:26.586								
6	1	1:36.174	27.531	34.316	34.327	223.6	10:02.760								
7	1	1:37.005	27.431	34.083	35.491	213.4	11:39.765								
8	1	1:35.055	26.941	33.826	34.288	216.9	13:14.820								
9	1	1:34.960	26.577	34.804	33.579	221.3	14:49.780								
10	1	1:35.258	26.581	34.134	34.543	223.6	16:25.038								
11	1	1:37.946	27.367	36.185	34.394	216.4	18:02.984								
12	1	1:34.515	26.525	33.857	34.133	218.2	19:37.499								
13	1	1:36.240	26.433	35.563	34.244	220.4	21:13.739								
14	1	1:34.239	26.208	33.919	34.112	220.9	22:47.978								
15	1	1:36.032	26.105	34.375	35.552	218.6	24:24.010								
16	1	1:35.572	26.990	34.234	34.348	222.7	25:59.582								
17	1	1:47.030	27.735	34.323	44.972	171.2	27:46.612								
9 LDS F1 1961 10a															
1. Arnold HERREMAN															
1	1	2:07.595	46.812				2:07.595								
2	1	1:55.987					4:03.582								
3	1	1:57.113					6:00.695								
4	1	1:55.839					7:56.534								
5	1	1:51.627					9:48.161								
6	1	1:52.651					11:40.812								
7	1	1:52.197					13:33.009								
8	1	1:50.152					15:23.161								
9	1	1:49.714					17:12.875								
10	1	1:49.250					19:02.125								
11	1	1:49.626					20:51.751								
12	1	1:47.714					22:39.465								
13	1	1:49.910					24:29.375								
14	1	1:48.895					26:18.270								
10 Cooper T53 1960 7b															
1. Will NUTHALL															
1	1	1:39.755	32.604	33.913	33.238	236.3	1:39.755								
2	1	1:33.237	26.841	33.034	33.362	234.3	3:12.992								
3	1	1:33.005	26.454	33.166	33.385	235.8	4:45.997								
4	1	1:34.613	26.500	34.662	33.451	236.8	6:20.610								
5	1	1:33.658	26.649	33.146	33.863	235.8	7:54.268								
6	1	1:31.046	25.647	32.626	32.773	236.8	9:25.314								
6 Cooper Bristol Mk II 1953 5															
1. Klara RETTENMAIER															
1	1	2:31.161	56.238	47.245	47.678	142.7	2:31.161								

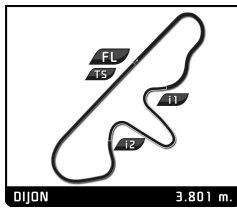


HGPCA GRAND PRIX DE L'AGE D'OR RACE 1

Sector Analysis

■ Personal Best
 ■ Session Best
 ■ Crossing the finish line in pit lane

Lap	D	Time	Sector 1	Sector 2	Sector 3	T. Spd	Elapsed	Lap	D	Time	Sector 1	Sector 2	Sector 3	T. Spd	Elapsed
11 Emeryson 1960/61 1. Albert STREMSKI 7c															
7	1	1:31.518	25.650	32.659	33.209	239.5	10:56.832	1	1	1:52.733	39.832	37.551	35.350	228.8	1:52.733
8	1	1:31.669	25.330	32.768	33.571	240.5	12:28.501	2	1	1:40.440	28.787	36.447	35.206	216.4	3:33.173
9	1	1:31.937	27.041	32.819	32.077	242.7	14:00.438	3	1	1:39.373	28.816	36.010	34.547	214.7	5:12.546
10	1	1:33.071	26.936	33.028	33.107	237.4	15:33.509	4	1	1:42.197	30.279	37.006	34.912	227.4	6:54.743
11	1	1:32.690	25.955	33.968	32.767	242.7	17:06.199	5	1	1:44.348	30.586	38.322	35.440	226.4	8:39.091
12	1	1:31.144	25.884	32.919	32.341	241.1	18:37.343	6	1	1:40.908	28.602	36.557	35.749	228.3	10:19.999
13	1	1:33.814	27.240	33.011	33.563	240.5	20:11.157	7	1	1:40.939	28.295	37.492	35.152	227.8	12:00.938
14	1	1:30.548	25.684	32.813	32.051	241.6	21:41.705	8	1	1:40.868	28.422	36.375	36.071	226.4	13:41.806
15	1	1:32.672	26.575	33.067	33.030	244.9	23:14.377	9	1	1:40.428	28.528	36.727	35.173	235.8	15:22.234
16	1	1:31.502	25.219	32.944	33.339	225.0	24:45.879	10	1	1:38.604	27.933	36.087	34.584	231.8	17:00.838
17	1	1:33.562	26.620	33.221	33.721	199.3	26:19.441	11	1	1:39.004	27.460	36.567	34.977	231.8	18:39.842
12 Cooper T53 1960 1. Rudi FRIEDRICHS 7b															
1	1	1:57.695	41.881	37.985	37.829	194.9	1:57.695	12	1	1:38.423	27.907	36.155	34.361	234.3	20:18.265
2	1	1:45.591	28.685	37.958	38.948	191.5	3:43.286	13	1	1:37.200	26.871	36.243	34.086	234.8	21:55.465
3	1	1:48.638	29.903	39.396	39.339	191.8	5:31.924	14	1	1:45.404	29.647	37.546	38.211	196.0	23:40.869
4	1	1:47.977	31.323	38.457	38.197	194.9	7:19.901	15	1	1:39.468	28.787	36.019	34.662	236.3	25:20.337
5	1	1:50.139	31.255	40.110	38.774	190.1	9:10.040	16	1	1:40.004	28.410	35.991	35.603	214.3	27:00.341
6	1	1:47.324	29.617	38.635	39.072	196.0	10:57.364								
7	1	1:42.222	29.299	35.859	37.064	190.5	12:39.586								
8	1	1:44.800	30.225	36.565	38.010	187.5	14:24.386								
9	1	1:41.324	28.025	36.411	36.888	189.8	16:05.710								
10	1	1:45.599	31.082	37.217	37.300	191.5	17:51.309								
11	1	1:42.311	28.391	36.747	37.173	196.4	19:33.620								
12	1	1:44.504	28.368	39.563	36.573	197.1	21:18.124								
13	1	1:42.305	28.371	36.847	37.087	189.1	23:00.429								
14	1	1:42.380	28.171	36.223	37.986	191.8	24:42.809								
15	1	1:42.051	28.509	36.472	37.070	194.6	26:24.860								
19 Cooper Bristol Mk 2 1953 1. Paul GRANT 5															
1	1	1:56.742	40.095	38.265	38.382	193.2	1:56.742	1	1	1:56.742	40.095	38.265	38.382	193.2	1:56.742
2	1	1:45.738	29.323	37.925	38.490	191.2	3:42.480	2	1	1:45.738	29.323	37.925	38.490	191.2	3:42.480
3	1	1:48.778	30.392	39.250	39.136	192.5	5:31.258	3	1	1:48.778	30.392	39.250	39.136	192.5	5:31.258
4	1	1:48.128	31.663	38.258	38.207	196.0	7:19.386	4	1	1:48.128	31.663	38.258	38.207	196.0	7:19.386
5	1	1:49.130	30.826	39.697	38.607	190.8	9:08.516	5	1	1:49.130	30.826	39.697	38.607	190.8	9:08.516
6	1	1:48.762	30.825	38.596	39.341	195.7	10:57.278	6	1	1:48.762	30.825	38.596	39.341	195.7	10:57.278
7	1	1:48.055	30.563	38.504	38.988	188.8	12:45.333	7	1	1:48.055	30.563	38.504	38.988	188.8	12:45.333
8	1	1:49.350	30.944	39.111	39.295	190.1	14:34.683	8	1	1:49.350	30.944	39.111	39.295	190.1	14:34.683
9	1	1:47.247	29.994	38.811	38.442	190.1	16:21.930	9	1	1:47.247	29.994	38.811	38.442	190.1	16:21.930
10	1	1:48.527	30.168	39.114	39.245	188.8	18:10.457	10	1	1:48.527	30.168	39.114	39.245	188.8	18:10.457
11	1	1:46.781	30.110	38.595	38.076	194.9	19:57.238	11	1	1:46.781	30.110	38.595	38.076	194.9	19:57.238
12	1	1:46.070	30.173	37.950	37.947	192.5	21:43.308	12	1	1:46.070	30.173	37.950	37.947	192.5	21:43.308
13	1	1:46.498	30.868	37.812	37.818	196.7	23:29.806	13	1	1:46.498	30.868	37.812	37.818	196.7	23:29.806
14	1	1:44.727	29.849	37.155	37.723	194.9	25:14.533	14	1	1:44.727	29.849	37.155	37.723	194.9	25:14.533
15	1	1:44.318	29.573	37.802	36.943	193.9	26:58.851	15	1	1:44.318	29.573	37.802	36.943	193.9	26:58.851
21 Alfa F2 1952 1. Jakob RETTENMAIER 5															
1	1	2:11.368	48.965	41.917	40.486	185.6	2:11.368	1	1	2:11.368	48.965	41.917	40.486	185.6	2:11.368
2	1	1:53.775	32.325	40.985	40.465	184.3	4:05.143	2	1	1:53.775	32.325	40.985	40.465	184.3	4:05.143
3	1	1:56.623	32.903	43.047	40.673	184.3	6:01.766	3	1	1:56.623	32.903	43.047	40.673	184.3	6:01.766
4	1	1:55.894	34.038	41.779	40.077	188.8	7:57.660	4	1	1:55.894	34.038	41.779	40.077	188.8	7:57.660
5	1	1:51.426	31.511	40.740	39.175	189.1	9:49.086	5	1	1:51.426	31.511	40.740	39.175	189.1	9:49.086
6	1	1:52.746	32.351	40.745	39.650	187.5	11:41.832	6	1	1:52.746	32.351	40.745	39.650	187.5	11:41.832
7	1	1:50.692	31.568	40.144	38.980	189.8	13:32.524	7	1	1:50.692	31.568	40.144	38.980	189.8	13:32.524
8	1	1:49.616	30.038	40.461	39.117	190.8	15:22.140	8	1	1:49.616	30.038	40.461	39.117	190.8	15:22.140
9	1	1:49.435	29.643	40.599	39.193	187.2	17:11.575	9	1	1:49.435	29.643	40.599	39.193	187.2	17:11.575
10	1	1:50.070	30.862	40.473	38.735	190.1	19:01.645	10	1	1:50.070	30.862	40.473	38.735	190.1	19:01.645
11	1	1:50.780	31.288	40.097	39.395	191.2	20:52.425	11	1	1:50.780	31.288	40.097	39.395	191.2	20:52.425
12	1	1:50.826	31.302	40.608	38.916	191.2	22:43.251	12	1	1:50.826	31.302	40.608	38.916	191.2	22:43.251
13	1	1:50.977	29.854	40.974	40.149	186.2	24:34.228	13	1	1:50.977	29.854	40.974	40.149	186.2	24:34.228
14	1	1:50.261	30.250	40.340	39.671	187.5	26:24.489	14	1	1:50.261	30.250	40.340	39.671	187.5	26:24.489
22 Maserati 250F CM7 1958 1. Steve HART 6															
1	1	1:51.085	39.097	37.137	34.851	233.8	1:51.085	1	1	1:51.085	39.097	37.137	34.851	233.8	1:51.085
2	1	1:40.225	28.345	36.441	35.439	232.3	3:31.310	2	1	1:40.225	28.345	36.441	35.439	232.3	3:31.310
3	1	1:38.540	28.558	35.520	34.462	228.8	5:09.850	3	1	1:38.540	28.558	35.520	34.462	228.8	5:09.850



HGPCA GRAND PRIX DE L'AGE D'OR RACE 1

Sector Analysis

■ Personal Best
 ■ Session Best
 ■ Crossing the finish line in pit lane

Lap	D	Time	Sector 1	Sector 2	Sector 3	T. Spd	Elapsed	Lap	D	Time	Sector 1	Sector 2	Sector 3	T. Spd	Elapsed
4	1	1:39.772	29.127	36.054	34.591	234.8	6:49.622	6	1	1:39.268	27.796	36.514	34.958	221.8	10:08.949
5	1	1:40.993	30.046	35.869	35.078	229.3	8:30.615	7	1	1:38.782	27.641	36.276	34.865	220.9	11:47.731
6	1	1:39.210	28.362	35.930	34.918	234.3	10:09.825	8	1	1:39.840	28.689	36.064	35.087	220.4	13:27.571
7	1	1:38.481	28.000	35.822	34.659	237.4	11:48.306	9	1	1:37.862	27.519	35.399	34.944	219.5	15:05.433
8	1	1:39.784	28.536	36.274	34.974	230.3	13:28.090	10	1	1:37.492	27.483	35.273	34.736	222.2	16:42.925
9	1	1:38.516	28.085	35.951	34.480	232.3	15:06.606	11	1	1:37.545	27.107	35.128	35.310	223.1	18:20.470
10	1	1:37.364	27.541	35.235	34.588	231.8	16:43.970	12	1	1:38.006	28.408	35.203	34.395	224.5	19:58.476
11	1	1:38.276	27.496	35.162	35.618	225.9	18:22.246	13	1	1:39.022	27.061	35.501	36.460	221.3	21:37.498
12	1	1:38.036	28.124	35.538	34.374	227.8	20:00.282	14	1	1:36.545	27.050	35.019	34.476	222.7	23:14.043
13	1	1:37.868	27.540	35.889	34.439	227.4	21:38.150	15	1	1:37.016	27.203	35.445	34.368	221.8	24:51.059
14	1	1:37.639	27.541	35.491	34.607	229.8	23:15.789	16	1	1:38.615	28.193	35.078	35.344	220.0	26:29.674
15	1	1:36.941	27.292	35.294	34.355	227.4	24:52.730								
16	1	1:39.100	28.288	35.927	34.885	227.8	26:31.830								

24		Cooper T51 1959		1.Ingo STROLZ		7b	
1	1	1:55.299	40.729	38.496	36.074	217.7	1:55.299
2	1	1:52.264	29.575	37.195	45.494	210.5	3:47.563
3	1	1:44.994	30.148	37.913	36.933	190.1	5:32.557
4	1	1:46.006	31.219	38.249	36.538	229.3	7:18.563
5	1	1:42.834	29.311	37.420	36.103	222.2	9:01.397
6	1	1:41.241	29.318	36.624	35.299	227.4	10:42.638
7	1	1:42.990	29.153	37.121	36.716	220.0	12:25.628
8	1	1:40.512	28.925	36.412	35.175	220.4	14:06.140
9	1	1:40.610	28.810	36.775	35.025	225.0	15:46.750
10	1	1:40.188	28.858	36.066	35.264	224.5	17:26.938
11	1	1:39.471	28.528	35.981	34.962	220.0	19:06.409
12	1	1:41.276	29.451	37.055	34.770	221.8	20:47.685
13	1	1:39.006	28.648	35.591	34.767	228.8	22:26.691
14	1	1:41.407	28.221	36.677	36.509	215.6	24:08.098
15	1	1:40.660	28.942	36.506	35.212	216.4	25:48.758
16	1	1:43.199	28.540	36.007	38.652	225.5	27:31.957

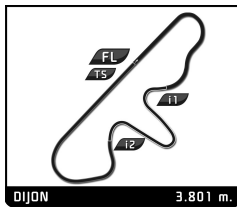
25		Gilby F1 1961		1.Francesco BALDANZA		10a	
1	1	2:21.895	49.955	45.785	46.155	171.7	2:21.895
2	1	2:09.563	36.228	44.771	48.564	136.7	4:31.458
3	1	2:04.515	36.029	43.255	45.231	159.8	6:35.973
4	1	2:03.350	35.021	43.716	44.613	172.8	8:39.323
5	1	1:58.773	34.130	42.507	42.136	175.0	10:38.096
6	1	1:58.890	33.125	42.456	43.309	173.1	12:36.986
7	1	1:58.466	33.424	43.024	42.018	171.2	14:35.452
8	1	1:56.070	31.981	41.007	43.082	180.0	16:31.522
9	1	1:53.397	31.930	39.731	41.736	182.7	18:24.919
10	1	1:54.177	32.354	39.932	41.891	181.5	20:19.096
11	1	1:51.306	30.773	39.954	40.579	180.9	22:10.402
12	1	1:52.901	31.944	39.565	41.392	173.1	24:03.303
13	1	1:52.394	31.817	40.691	39.886	177.3	25:55.697
14	1	1:53.992	31.963	39.590	42.439	165.9	27:49.689

31		Maserati 250F 2501/2523 1954		1.Guillermo FIERRO		6	
1	1	1:50.227	38.518	35.929	35.780	221.3	1:50.227
2	1	1:41.145	28.744	36.493	35.908	220.4	3:31.372
3	1	1:38.343	27.966	35.354	35.023	221.8	5:09.715
4	1	1:39.182	28.636	35.759	34.787	221.3	6:48.897
5	1	1:40.784	30.479	35.520	34.785	224.1	8:29.681

36		Lotus 18/21 P2 1962		1.Erik STAES		10a	
1	1	1:59.439	41.582	39.892	37.965	201.9	1:59.439
2	1	1:46.325	30.990	37.343	37.992	200.4	3:45.764
3	1	1:47.173	31.100	38.200	37.873	192.5	5:32.937
4	1	1:47.070	31.987	37.515	37.568	203.4	7:20.007
5	1	1:42.793	30.740	36.459	35.594	204.2	9:02.800
6	1	1:41.518	29.294	35.848	36.376	201.5	10:44.318
7	1	1:43.286	28.748	36.760	37.778	201.5	12:27.604
8	1	1:39.953	28.856	35.494	35.603	205.3	14:07.557
9	1	1:40.353	28.267	36.216	35.870	205.7	15:47.910
10	1	1:40.649	28.298	35.941	36.410	203.0	17:28.559
11	1	1:39.430	28.163	35.207	36.060	203.8	19:07.989
12	1	1:42.924	28.610	37.555	36.759	203.4	20:50.913
13	1	1:39.544	28.634	35.142	35.768	206.5	22:30.457
14	1	1:39.196	28.461	35.535	35.200	205.3	24:09.653
15	1	1:41.000	27.944	36.951	36.105	203.0	25:50.653
16	1	1:43.601	28.090	35.981	39.530	172.2	27:34.254

38		Alfa Romeo 8C Monza 1932		1.Rebecca RETTENMAIER		1	
1	1	3:23.784	1:14.922	1:02.014	1:06.848	130.0	3:23.784
2	1	3:10.156	1:01.533	1:03.160	1:05.463	131.1	6:33.940
3	1	3:04.641	56.262	1:02.806	1:05.573	131.9	9:38.581
4	1	3:03.416	54.222	1:01.902	1:07.292	126.6	12:41.997
5	1	3:04.242	53.097	1:03.291	1:07.854	134.0	15:46.239
6	1	3:00.592	51.928	1:02.869	1:05.795	131.5	18:46.831
7	1	3:01.538	54.007	1:02.605	1:04.926	135.7	21:48.369
8	1	3:01.565	53.850	1:02.054	1:05.661	139.0	24:49.934
9	1	3:01.410	51.078	1:02.858	1:07.474	135.2	27:51.344

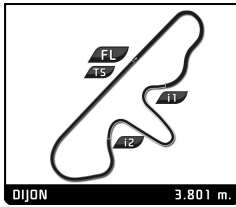
40		Cooper Maserati T51 1959		1.Andy WILLIS		7b	
1	1	1:47.075	35.371	35.625	36.079	216.4	1:47.075
2	1	1:38.210	27.943	35.379	34.888	217.7	3:25.285
3	1	1:36.389	27.055	34.704	34.630	216.0	5:01.674
4	1	1:36.049	27.669	34.328	34.052	217.3	6:37.723
5	1	1:36.950	27.919	34.697	34.334	216.0	8:14.673
6	1	1:34.380	26.451	34.014	33.915	216.0	9:49.053
7	1	1:36.422	27.208	34.899	34.315	213.4	11:25.475
8	1	1:35.427	26.554	34.769	34.104	214.7	13:00.902
9	1	1:34.735	26.958	33.827	33.950	215.6	14:35.637
10	1	1:34.734	26.445	34.379	33.910	214.7	16:10.371
11	1	1:35.232	27.280	34.140	33.812	213.9	17:45.603
12	1	1:34.031	25.900	34.641	33.490	215.1	19:19.634



HGPCA GRAND PRIX DE L'AGE D'OR RACE 1

Sector Analysis

								■ Personal Best ■ Session Best ■ Crossing the finish line in pit lane									
Lap	D	Time	Sector 1	Sector 2	Sector 3	T. Spd	Elapsed	Lap	D	Time	Sector 1	Sector 2	Sector 3	T. Spd	Elapsed		
49 Lotus 18 915 1961 1. Andrew BEAUMONT 12																	
1	1	1:50.779	38.422	37.103	35.254	218.2	1:50.779										
2	1	1:41.789	29.887	36.224	35.678	226.4	3:32.568										
3	1	1:38.348	28.264	35.400	34.684	221.8	5:10.916										
4	1	1:39.167	28.985	35.610	34.572	227.4	6:50.083										
5	1	1:40.510	30.204	35.556	34.750	231.8	8:30.593										
6	1	1:35.897	27.175	35.129	33.593	227.4	10:06.490										
7	1	1:35.194	27.057	34.170	33.967	217.3	11:41.684										
8	1	1:33.918	27.446	33.652	32.820	228.8	13:15.602										
9	1	1:32.934	26.492	33.716	32.726	225.5	14:48.536										
10	1	1:32.716	26.041	33.486	33.189	225.5	16:21.252										
11	1	1:33.421	26.359	34.046	33.016	222.7	17:54.673										
12	1	1:34.267	26.257	33.917	34.093	226.4	19:28.940										
13	1	1:36.940	28.018	34.717	34.205	220.9	21:05.880										
50 Lotus 24 950 1962 1. Philipp BUHOFER 10a																	
1	1	1:49.240	35.801	35.817	37.622	196.7	1:49.240										
2	1	1:39.516	28.033	35.440	36.043	205.3	3:28.756										
3	1	1:37.829	28.022	35.048	34.759	210.9	5:06.585										
4	1	1:38.833	27.499	36.408	34.926	206.5	6:45.418										
5	1	1:42.452	32.385	35.456	34.611	209.3	8:27.870										
6	1	1:35.824	26.819	34.714	34.291	213.0	10:03.694										
7	1	1:36.783	27.117	34.747	34.919	208.5	11:40.477										
8	1	1:35.729	26.914	34.706	34.109	207.3	13:16.206										
9	1	1:34.975	26.650	34.421	33.904	212.2	14:51.181										
10	1	1:34.910	26.156	34.283	34.471	208.1	16:26.091										
11	1	1:36.963	27.048	35.065	34.850	203.8	18:03.054										
12	1	1:35.510	26.938	34.406	34.166	210.9	19:38.564										
13	1	1:36.155	26.124	35.513	34.518	210.1	21:14.719										
14	1	1:34.082	26.037	34.292	33.753	211.4	22:48.801										
15	1	1:36.189	26.097	35.323	34.769	210.9	24:24.990										
16	1	1:36.329	26.652	34.494	35.183	207.7	26:01.319										
17	1	1:45.622	27.442	35.228	42.952	184.3	27:46.941										
63 Brabham BT4 1963 1. Michel KUIPER 12																	
1	1	2:02.612	47.135	38.781	36.696	232.3	2:02.612										
2	1	1:42.730	30.435	36.434	35.861	225.9	3:45.342										
3	1	1:45.434	30.894	36.986	37.554	215.6	5:30.776										
4	1	1:42.905	30.808	36.572	35.525	230.8	7:13.681										
5	1	1:41.179	29.366	36.521	35.292	229.3	8:54.860										
6	1	1:39.995	29.183	35.571	35.241	229.3	10:34.855										
7	1	1:40.661	30.291	35.359	35.011	234.3	12:15.516										
8	1	1:37.002	28.347	34.759	33.896	232.8	13:52.518										
9	1	1:37.678	28.483	34.755	34.440	232.8	15:30.196										
10	1	1:39.582	28.830	35.204	35.548	228.3	17:09.778										
11	1	1:34.635	26.590	34.266	33.779	234.8	18:44.413										
12	1	1:35.447	27.755	34.346	33.346	230.3	20:19.860										
13	1	1:39.619	30.335	35.692	33.592	225.0	21:59.479										
14	1	1:38.989	27.988	36.348	34.653	225.5	23:38.468										
15	1	1:38.381	28.789	35.467	34.125	228.8	25:16.849										
16	1	1:37.639	28.145	35.683	33.811	232.8	26:54.488										
69 Lola Mk 4 1962 1. Mr. JOHN OF B 11																	
1	1	1:53.314	39.174	37.492	36.648	199.3	1:53.314										
2	1	1:42.647	29.017	36.849	36.781	198.9	3:35.961										
3	1	1:43.386	29.696	37.144	36.546	196.4	5:19.347										
4	1	1:41.951	29.760	35.506	36.685	197.8	7:01.298										
5	1	1:41.109	28.892	36.041	36.176	198.2	8:42.407										
6	1	1:42.548	29.949	36.283	36.316	197.8	10:24.955										
7	1	1:40.720	28.335	36.109	36.276	197.4	12:05.675										
8	1	1:40.790	28.479	35.393	36.918	196.7	13:46.465										
9	1	1:39.014	27.670	35.437	35.907	199.3	15:25.479										
10	1	1:39.929	28.867	35.724	35.338	198.5	17:05.408										
11	1	1:39.857	27.919	35.867	36.071	192.9	18:45.265										
12	1	1:40.433	27.823	36.029	36.581	183.1	20:25.698										
13	1	1:39.257	28.414	35.159	35.684	200.0	22:04.955										
14	1	1:39.708	28.005	35.058	36.645	192.5	23:44.663										
15	1	1:38.832	27.518	35.468	35.846	191.5	25:23.495										
16	1	1:40.935	27.486	35.979	37.470	187.2	27:04.430										
92 Lotus 24 947 1962 1. Stephan JÖBSTL 11																	
1	1	1:58.537	41.117	39.514	37.906	208.9	1:58.537										
2	1	1:46.210	30.889	37.394	37.927	207.7	3:44.747										
3	1	1:47.888	31.709	38.195	37.984	197.4	5:32.635										
4	1	1:48.247	31.981	38.533	37.733	210.5	7:20.882										
5	1	1:47.870	30.571	39.157	38.142	207.3	9:08.752										
6	1	1:47.839	30.210	38.252	39.377	204.2	10:56.591										
7	1	1:46.460	30.849	37.348	38.263	207.3	12:43.051										
8	1	1:46.215	30.619	37.446	38.150	207.3	14:29.266										
9	1	1:46.230	30.677	37.597	37.956	207.7	16:15.496										
10	1	1:48.783	30.139	39.677	38.967	208.1	18:04.279										
11	1	1:47.849	30.626	38.735	38.488	207.3	19:52.128										
12	1	1:46.951	30.129	37.877	38.945	206.1	21:39.079										
13	1	1:47.085	30.459	38.027	38.599	206.1	23:26.164										
14	1	1:44.581	30.157	37.023	37.401	207.3	25:10.745										
15	1	1:46.758	31.133	38.198	37.427	210.1	26:57.503										

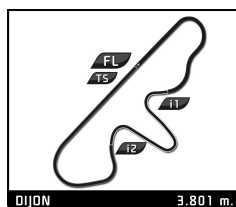


HGPCA GRAND PRIX DE L'AGE D'OR RACE 1

Sector Analysis

■ Personal Best ■ Session Best B Crossing the finish line in pit lane

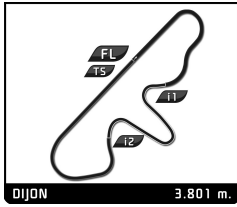
Lap	D	Time	Sector 1	Sector 2	Sector 3	T. Spd	Elapsed	Lap	D	Time	Sector 1	Sector 2	Sector 3	T. Spd	Elapsed	
99		Lotus 21 937 1961 1.Mark SHAW						10a								
1	1	1:48.859	37.354	36.337	35.168	219.1	1:48.859									
2	1	1:38.364	27.752	35.582	35.030	220.4	3:27.223									
3	1	1:36.929	27.271	34.526	35.132	217.7	5:04.152									
4	1	1:36.675	27.607	34.540	34.528	221.3	6:40.827									
5	1	1:45.839	36.403	34.971	34.465	219.5	8:26.666									
6	1	1:35.198	26.513	34.277	34.408	219.5	10:01.864									
7	1	1:37.747	27.147	34.844	35.756	215.6	11:39.611									
8	1	1:34.975	26.522	34.099	34.354	220.0	13:14.586									
9	1	1:34.082	25.912	34.055	34.115	218.2	14:48.668									
10	1	1:34.482	26.317	34.204	33.961	221.3	16:23.150									
11	1	1:34.519	25.836	35.085	33.598	219.1	17:57.669									
12	1	1:34.587	25.650	33.765	35.172	217.7	19:32.256									
13	1	1:34.815	25.836	35.188	33.791	219.5	21:07.071									
14	1	1:35.096	26.182	34.617	34.297	216.4	22:42.167									
15	1	1:36.841	27.507	34.807	34.527	211.4	24:19.008									
16	1	1:35.878	26.386	34.825	34.667	213.4	25:54.886									
17	1	1:42.272	27.984	35.095	39.193	172.5	27:37.158									
248		Maserati 250F CMS 1957 1.Klaus LEHR						6								
1	1	1:50.894	38.858	36.081	35.955	223.1	1:50.894									
2	1	1:41.908	29.228	36.366	36.314	220.9	3:32.802									
3	1	1:39.768	28.384	35.475	35.909	219.5	5:12.570									
4	1	1:40.867	28.685	35.638	36.544	216.4	6:53.437									
5	1	1:41.075	29.477	35.823	35.775	217.3	8:34.512									
6	1	1:39.534	28.280	35.513	35.741	216.4	10:14.046									
7	1	1:40.494	29.528	35.454	35.512	217.7	11:54.540									
8	1	1:40.378	28.705	36.158	35.515	220.0	13:34.918									
9	1	1:41.456	28.714	36.778	35.964	215.6	15:16.374									
10	1	1:39.458	27.986	36.411	35.061	217.3	16:55.832									
11	1	1:40.736	28.769	35.934	36.033	214.7	18:36.568									
12	1	1:41.785	28.586	35.811	37.388	208.9	20:18.353									
13	1	1:39.357	27.877	36.292	35.188	220.4	21:57.710									
14	1	1:43.305	28.878	36.886	37.541	211.4	23:41.015									
15	1	1:39.120	28.056	35.615	35.449	222.2	25:20.135									
16	1	2:09.680	28.109	35.384	1:06.187	191.8	27:29.815									



HGPCA GRAND PRIX DE L'AGE D'OR RACE 1

Best Sector Times

SECTOR 1			SECTOR 2			SECTOR 3			Pos	Car	Cl	Ideal Lap	Best Lap
Pos	Driver	Time	Driver	Time	Driver	Time							
1	10 W.NUTHALL	25.219	10 W.NUTHALL	32.626	10 W.NUTHALL	32.051	1	10 Cooper T53 1960	7b	1:29.896	1:30.548	(1)	
2	99 M.SHAW	25.650	12 R.FRIEDRICHS	33.353	49 A.BEAUMONT	32.726	2	49 Lotus 18 915 1961	12	1:32.253	1:32.716	(2)	
3	40 A.WILLIS	25.900	49 A.BEAUMONT	33.486	12 R.FRIEDRICHS	32.783	3	12 Cooper T53 1960	7b	1:32.279	1:32.811	(3)	
4	50 P.BUHOFFER	26.037	40 A.WILLIS	33.537	40 A.WILLIS	33.323	4	40 Cooper Maserati T51 1959	7b	1:32.760	1:34.031	(4)	
5	49 A.BEAUMONT	26.041	99 M.SHAW	33.765	63 M.KUIPER	33.346	5	99 Lotus 21 937 1961	10a	1:33.013	1:34.082	(6)	
6	7 M.BLEES	26.105	7 M.BLEES	33.826	7 M.BLEES	33.579	6	7 Brabham BT7A 1963	12	1:33.510	1:34.239	(7)	
7	12 R.FRIEDRICHS	26.143	63 M.KUIPER	34.266	99 M.SHAW	33.598	7	50 Lotus 24 950 1962	10a	1:34.073	1:34.082	(5)	
8	63 M.KUIPER	26.590	50 P.BUHOFFER	34.283	50 P.BUHOFFER	33.753	8	63 Brabham BT4 1963	12	1:34.202	1:34.635	(8)	
9	15 T.MATZELBERGER	26.871	5 P.JAMIN	34.877	15 T.MATZELBERGER	34.086	9	31 Maserati 250F 2501/2523 1954	6	1:36.437	1:36.545	(9)	
10	31 G.FIERRO	27.050	31 G.FIERRO	35.019	5 P.JAMIN	34.241	10	5 Lola T54 1964	10b	1:36.737	1:37.434	(12)	
11	22 S.HART	27.292	69 Mr. JOHN OF B	35.058	22 S.HART	34.355	11	22 Maserati 250F CM7 1958	6	1:36.809	1:36.941	(10)	
12	69 Mr. JOHN OF B	27.486	36 E.STAES	35.142	31 G.FIERRO	34.368	12	15 Cooper T45/51 1960	7b	1:36.948	1:37.200	(11)	
13	5 P.JAMIN	27.619	22 S.HART	35.162	24 I.STROLZ	34.767	13	69 Lola Mk 4 1962	11	1:37.882	1:38.832	(13)	
14	248 K.LEHR	27.877	4 J.RETTENMAIER	35.310	248 K.LEHR	35.061	14	36 Lotus 18/21 P2 1962	10a	1:38.286	1:39.196	(16)	
15	36 E.STAES	27.944	248 K.LEHR	35.384	4 J.RETTENMAIER	35.197	15	248 Maserati 250F CM5 1957	6	1:38.322	1:39.120	(15)	
16	11 A.STREMINSKI	28.025	24 I.STROLZ	35.591	36 E.STAES	35.200	16	24 Cooper T51 1959	7b	1:38.579	1:39.006	(14)	
17	24 I.STROLZ	28.221	11 A.STREMINSKI	35.859	69 Mr. JOHN OF B	35.338	17	4 Maserati 250F	6	1:38.925	1:39.559	(17)	
18	4 J.RETTENMAIER	28.418	15 T.MATZELBERGER	35.991	11 A.STREMINSKI	36.573	18	11 Emeryson 1960/61	7c	1:40.457	1:41.324	(18)	
19	19 P.GRANT	29.323	92 S.JÖBSTL	37.023	19 P.GRANT	36.943	19	19 Cooper Bristol Mk 2 1953	5	1:43.421	1:44.318	(19)	
20	21 J.RETTENMAIER	29.643	19 P.GRANT	37.155	92 S.JÖBSTL	37.401	20	92 Lotus 24 947 1962	11	1:44.553	1:44.581	(20)	
21	92 S.JÖBSTL	30.129	25 F.BALDANZA	39.565	21 J.RETTENMAIER	38.735	21	21 Alta F2 1952	5	1:48.475	1:49.435	(22)	
22	25 F.BALDANZA	30.773	2 S.RETTENMAIER	39.697	25 F.BALDANZA	39.886	22	25 Gilby F1 1961	10a	1:50.224	1:51.306	(23)	
23	2 S.RETTENMAIER	33.226	21 J.RETTENMAIER	40.097	2 S.RETTENMAIER	40.881	23	2 Osca F2 1952	5	1:53.804	1:55.111	(24)	
24	51 F.BURKHARD	34.185	51 F.BURKHARD	42.847	51 F.BURKHARD	44.263	24	51 Bugatti T51 1932	1	2:01.295	2:01.295	(25)	
25	6 K.RETTENMAIER	35.775	6 K.RETTENMAIER	44.714	14 M.BAUDOIN	45.669	25	6 Cooper Bristol Mk II 1953	5	2:06.215	2:07.511	(26)	
26	14 M.BAUDOIN	35.782	14 M.BAUDOIN	45.909	6 K.RETTENMAIER	45.726	26	14 Cooper T45 1958	9	2:07.360	2:10.517	(27)	
27	38 R.RETTENMAIER	51.078	38 R.RETTENMAIER	1:01.902	38 R.RETTENMAIER	1:04.926	27	38 Alfa Romeo 8C Monza 1932	1	2:57.906	3:00.592	(28)	



HGPCA GRAND PRIX DE L'AGE D'OR RACE 2 (25')

Starting Grid

		- 15 -	27	Maserati 250F 2522 1954	Christian DUMOLIN
Michel BAUDOIN	Cooper T45 1958	14			
		- 14 -	38	Alfa Romeo 8C Monza 1932	Rebeca RETTENMAIER
Klara RETTENMAIER	Cooper Bristol Mk II 1953	6			
		- 13 -	51	Bugatti T51 1932	Fritz BURKHARD
Stephan RETTENMAIER	Osca F2 1952	2			
		- 12 -	49	Lotus 18 915 1961	Andrew BEAUMONT
Francesco BALDANZA	Gilby F1 1961	25			
		- 11 -	21	Alfa F2 1952	Jakob RETTENMAIER
Arnold HERREMAN	LDS F1 1961	9			
		- 10 -	5	Lola T54 1964	Patrick JAMIN
Paul GRANT	Cooper Bristol Mk 2 1953	19			
		- 9 -	92	Lotus 24 947 1962	Stephan JÖBSTL
Albert STREMINSKI	Emeryson 1960/61	11			
		- 8 -	248	Maserati 250F CM5 1957	Klaus LEHR
Erik STAES	Lotus 18/21 P2 1962	36			
		- 7 -	4	Maserati 250F	Josef Otto RETTENMAIER
Ingo STROLZ	Cooper T51 1959	24			
		- 6 -	69	Lola Mk 4 1962	Mr. JOHN OF B
Thomas MATZELBERGER	Cooper T45/51 1960	15			
		- 5 -	63	Brabham BT4 1963	Michel KUIPER
Steve HART	Maserati 250F CM7 1958	22			
		- 4 -	31	Maserati 250F 2501/2523 1954	Guillermo FIERRO
Philipp BUHOFFER	Lotus 24 950 1962	50			
		- 3 -	7	Brabham BT7A 1963	Max BLEES
Mark SHAW	Lotus 21 937 1961	99			
		- 2 -	40	Cooper Maserati T51 1959	Andy WILLIS
Rudi FRIEDRICHS	Cooper T53 1960	12			
		- 1 -	10	Cooper T53 1960	Will NUTHALL

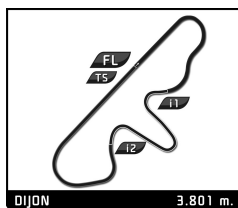
↓
Pole

Stewards:

Emile Prades Denis Duroc Véronique Douet

Timekeeper:

Xavier Lozano



HGPCA GRAND PRIX DE L'AGE D'OR RACE 2 (25')

Final Classification

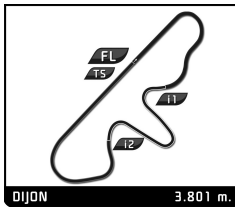
Nr. Drivers	Car	Class	Laps	Total Time	Gap	Kph	Best Lap			
							Lap	Time Kph		
1	10 Will NUTHALL	Cooper T53 1960	7b	15	25:00.153	-	136.8	5	1:30.204	151.7
2	12 Rudi FRIEDRICH	Cooper T53 1960	7b	15	25:16.674	+16.521	135.3	5	1:32.259	148.3
3	49 Andrew BEAUMONT	Lotus 18 915 1961	12	15	25:22.401	+22.248	134.8	14	1:32.435	148.0
4	99 Mark SHAW	Lotus 21 937 1961	10a	15	25:22.516	+22.363	134.8	5	1:32.349	148.2
5	7 Max BLEES	Brabham BT7A 1963	12	15	25:46.635	+46.482	132.7	5	1:34.740	144.4
6	40 Andy WILLIS	Cooper Maserati T51 1959	7b	15	25:54.323	+54.170	132.1	7	1:33.848	145.8
7	22 Steve HART	Maserati 250F CM7 1958	6	15	25:54.933	+54.780	132.0	7	1:35.921	142.7
8	15 Thomas MATZELBERGER	Cooper T45/51 1960	7b	15	25:55.186	+55.033	132.0	5	1:34.150	145.3
9	31 Guillermo FIERRO	Maserati 250F 2501/2523 1954	6	15	25:55.968	+55.815	131.9	7	1:36.025	142.5
10	50 Philipp BUHOFER	Lotus 24 950 1962	10a	15	25:57.521	+57.368	131.8	10	1:35.767	142.9
11	24 Ingo STROLZ	Cooper T51 1959	7b	15	26:25.337	+1:25.184	129.5	7	1:36.428	141.9
12	69 Mr. JOHN OF B	Lola Mk 4 1962	11	15	26:35.781	+1:35.628	128.6	5	1:38.845	138.4
13	4 Josef Otto RETTENMAIER	Maserati 250F	6	14	25:05.926	1 Lap	127.2	7	1:39.457	137.6
14	248 Klaus LEHR	Maserati 250F CM5 1957	6	14	25:07.469	1 Lap	127.1	10	1:40.017	136.8
15	36 Erik STAES	Lotus 18/21 P2 1962	10a	14	25:08.437	1 Lap	127.0	8	1:39.757	137.2
16	9 Arnold HERREMAN	LDS F1 1961	10a	14	25:58.966	1 Lap	122.9	11	1:43.773	131.9
17	27 Christian DUMOLIN	Maserati 250F 2522 1954	6	14	26:17.894	1 Lap	121.4	7	1:43.963	131.6
18	92 Stephan JÖBSTL	Lotus 24 947 1962	11	14	26:46.753	1 Lap	119.2	7	1:46.006	129.1
19	14 Michel BAUDOIN	Cooper T45 1958	9	13	25:04.324	2 Laps	118.3	11	1:47.964	126.7
20	19 Paul GRANT	Cooper Bristol Mk 2 1953	5	13	25:17.707	2 Laps	117.2	7	1:42.679	133.3
21	25 Francesco BALDANZA	Gilby F1 1961	10a	13	25:28.524	2 Laps	116.4	12	1:49.216	125.3
22	21 Jakob RETTENMAIER	Alfa F2 1952	5	13	25:30.870	2 Laps	116.2	6	1:49.960	124.4
23	2 Stephan RETTENMAIER	Oscar F2 1952	5	13	25:46.367	2 Laps	115.0	13	1:52.535	121.6
24	51 Fritz BURKHARD	Bugatti T51 1932	1	12	25:16.190	3 Laps	108.3	11	1:59.820	114.2
25	6 Klara RETTENMAIER	Cooper Bristol Mk II 1953	5	12	25:21.295	3 Laps	107.9	11	2:00.747	113.3
26	11 Albert STREMSKI	Emeryson 1960/61	7c	12	25:22.064	3 Laps	107.9	9	1:46.122	128.9
Not classified:										
38	Rebeca RETTENMAIER	Alfa Romeo 8C Monza 1932	1	9	26:39.058			5	2:53.668	78.8
63	Michel KUIPER	Brabham BT4 1963	12	7	12:56.317			7	1:34.949	144.1
5	Patrick JAMIN	Lola T54 1964	10b	7	12:59.098			5	1:35.516	143.3

Pole Position	W. NUTHALL		
Fastest Lap	Lap 5 Will NUTHALL	1:30.204	151.7 Kph

Published at:

Track Status: **DRY**

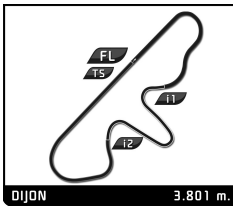
Stewards: Emile Prades Denis Duroc Véronique Douet	Timekeeper: Xavier Lozano
--	-------------------------------------



HGPCA GRAND PRIX DE L'AGE D'OR RACE 2

Lap Chart

		LAP															
Nr	Pos	Grid	1	2	3	4	5	6	7	8	9	10	11	12	13	14	15
10	1	10	10	10	10	10	10	10	10	10	10	10	10	10	10	10	10
12	2	12	12	12	12	12	12	12	12	12	12	12	12	12	12	12	12
40	3	40	99	99	99	99	99	99	99	99	99	99	99	99	99	99	49
99	4	99	50	50	50	50	7	7	49	49	49	49	49	49	49	49	99
7	5	7	22	7	7	7	22	49	7	7	7	7	7	7	7	7	7
50	6	50	7	22	22	22	50	22	63	22	31	31	31	22	22	22	40
31	7	31	31	31	31	31	63	63	22	31	22	22	22	31	31	15	22
22	8	22	63	63	63	63	49	50	50	50	50	50	15	15	40	15	
63	9	63	69	49	49	49	31	31	31	15	15	15	15	50	40	31	31
15	10	15	49	5	5	5	5	5	40	40	40	40	40	50	50	50	
69	11	69	5	69	69	69	15	15	15	69	24	24	24	24	24	24	24
24	12	24	4	15	15	15	69	69	40	24	69	69	69	69	69	69	69
4	13	4	248	4	248	248	248	40	69	248	4	4	4	4	4	4	4
36	14	36	15	248	4	4	24	24	24	4	248	248	248	248	248	248	248
248	15	248	24	24	24	24	4	248	248	36	36	36	36	36	36	36	36
11	16	11	36	36	36	36	40	4	4	19	19	19	9	9	9	9	
92	17	92	19	19	19	19	36	36	36	9	9	9	19	27	27	27	27
19	18	19	92	92	92	92	19	19	19	92	27	27	27	92	92	92	
5	19	5	9	9	9	40	9	9	9	27	92	92	92	14	14		
9	20	9	21	40	40	9	92	92	92	14	14	14	14	19	19		
21	21	21	25	21	21	21	14	27	27	21	21	21	21	21	21	25	
25	22	25	14	14	14	14	27	14	14	25	25	25	25	25	21		
49	23	49	40	25	25	27	21	21	21	2	2	2	2	2	2		
2	24	2	27	27	27	25	25	25	25	51	51	51	51	51			
51	25	51	2	2	2	2	2	2	2	6	6	6	6	6			
6	26	6	51	51	51	51	51	51	51	11	11	11	11	11			
38	27	38	6	6	6	6	6	6	6	38	38						
14	28	14	38	38	38	11	11	11	11								
27	29	27	11	11	11	38	38	38	38								

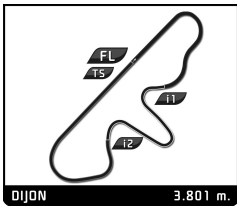


HGPCA GRAND PRIX DE L'AGE D'OR RACE 2

Analysis by lap

Lapped

Nr	Lap Time	Gap	Nr	Lap Time	Gap	Nr	Lap Time	Gap	Nr	Lap Time	Gap	Nr	Lap Time	Gap
Lap 1			6	2:09.163	1:07.716	25	2:04.919	33.658	38	2:55.943	2 Laps	9	1:46.931	1:19.512
10	1:37.652		11	5:29.045	1 Lap	2	2:05.504	35.473	27	1:46.985	1:02.161	92	1:50.360	1:27.137
12	1:39.385	1.733	38	2:59.523	2:46.890	51	2:10.495	43.643	14	1:48.004	1:02.459	27	1:46.203	1:29.704
99	1:40.673	3.021	Lap 3			6	2:10.597	45.911	21	1:49.960	1:06.325			
50	1:43.128	5.476	10	2:49.001		38	2:56.775	1 Lap	25	1:52.899	1:19.438	Lap 9		
22	1:44.275	6.623	12	2:47.418	0.538	11	1:49.044	1 Lap	2	1:53.736	1:22.845	10	1:35.460	
7	1:44.749	7.097	99	2:47.218	1.540	Lap 5			14	1:50.030	1 Lap			
31	1:46.027	8.375	50	2:46.902	2.207	10	1:30.204		12	1:33.368	8.094	99	1:33.176	9.543
63	1:46.276	8.624	7	2:46.596	2.863	12	1:32.259	3.328	99	1:34.779	8.105	21	1:52.406	1 Lap
69	1:48.123	10.471	22	2:46.264	3.665	99	1:32.349	4.528	99	1:34.440	9.158	49	1:35.041	19.218
49	1:48.544	10.892	31	2:46.532	4.736	7	1:34.740	8.713	11	1:47.251	2 Laps	7	1:38.483	25.409
5	1:48.790	11.138	63	2:46.183	5.274	22	1:36.141	10.351	51	2:02.786	1 Lap	25	1:52.500	1 Lap
4	1:51.253	13.601	49	2:46.683	6.678	50	1:36.803	10.582	49	1:33.279	16.214	31	1:36.647	30.221
248	1:51.372	13.720	5	2:45.995	7.399	63	1:35.485	11.144	7	1:35.481	16.616	22	1:37.451	30.342
15	1:51.464	13.812	69	2:46.251	8.162	49	1:35.251	11.192	63	1:34.949	20.311	50	1:36.845	32.177
24	1:51.800	14.148	15	2:46.299	9.235	31	1:36.317	11.495	22	1:35.921	21.080	15	1:36.052	33.565
36	1:52.914	15.262	248	2:46.711	10.512	5	1:35.516	12.297	6	2:07.315	1 Lap	2	1:55.053	1 Lap
19	1:56.052	18.400	4	2:48.842	12.407	15	1:34.150	13.461	50	1:35.816	22.610	40	1:34.787	37.564
92	1:56.533	18.881	24	2:48.598	13.347	69	1:38.845	18.072	31	1:36.025	22.843	11	1:46.364	2 Laps
9	1:58.502	20.850	36	2:48.586	14.057	248	1:40.133	20.865	5	1:35.954	23.092	24	1:37.242	46.066
21	2:03.552	25.900	19	2:47.592	14.405	24	1:40.316	24.090	15	1:36.125	23.417	69	1:39.321	47.870
25	2:05.021	27.369	92	2:44.114	14.820	4	1:41.468	24.740	40	1:33.848	32.313	4	1:39.882	57.476
14	2:05.887	28.235	9	2:41.074	15.166	40	1:35.545	25.335	69	1:39.953	34.923	248	1:42.516	1:00.106
40	2:07.263	29.611	40	2:40.788	15.371	36	1:39.883	25.954	24	1:36.428	37.085	36	1:42.083	1:01.179
27	2:08.464	30.812	21	2:33.973	16.223	19	1:43.101	29.719	248	1:41.148	42.359	19	1:48.572	1:18.568
2	2:11.224	33.572	14	2:30.564	17.261	9	1:45.438	35.248	4	1:39.457	43.969	51	2:05.664	1 Lap
51	2:22.295	44.643	25	2:31.000	18.788	92	1:47.185	36.390	36	1:39.855	45.743	6	2:06.336	1 Lap
6	2:22.826	45.174	27	2:30.370	19.336	14	1:49.472	45.255	19	1:42.679	52.920	9	1:46.760	1:30.812
38	3:11.640	1:33.988	2	2:24.825	20.018	27	1:44.897	45.976	9	1:44.571	1:03.525			
Lap 2			51	2:07.528	23.197	21	1:51.981	47.165	92	1:46.006	1:07.721	Lap 10		
10	1:46.621		6	2:06.648	25.363	25	1:53.885	57.339	27	1:43.963	1:14.445	10	1:34.053	
12	1:47.009	2.121	11	1:58.162	1 Lap	2	1:54.640	59.909	14	1:49.109	1:19.889	12	1:33.776	7.817
99	1:46.923	3.323	Lap 4			51	2:00.502	1:13.941	21	1:51.409	1:26.055	27	1:48.732	1 Lap
50	1:45.451	4.306	10	1:50.049		6	2:01.331	1:17.038	92	1:52.420	1 Lap	99	1:37.374	12.864
7	1:44.792	5.268	12	1:50.784	1.273	11	1:46.641	1 Lap	99	1:37.374	12.864	14	1:49.634	1 Lap
22	1:46.400	6.402	99	1:50.892	2.383	Lap 6			49	1:34.529	19.694	49	1:34.529	19.694
31	1:45.451	7.205	50	1:51.825	3.983	10	1:30.800		7	1:35.499	26.855	7	1:35.499	26.855
63	1:46.089	8.092	7	1:51.363	4.177	12	1:32.477	5.005	25	1:55.619	1 Lap	21	1:53.547	1 Lap
49	1:44.725	8.996	22	1:50.798	4.414	99	1:32.669	6.397	2	1:54.786	1 Lap	31	1:36.452	32.620
5	1:45.888	10.405	31	1:50.695	5.382	7	1:34.901	12.814	49	1:34.367	19.637	22	1:36.652	32.941
69	1:47.062	10.912	63	1:50.638	5.863	49	1:34.222	14.614	7	1:36.714	22.386	50	1:35.767	33.891
15	1:44.746	11.937	49	1:49.516	6.145	22	1:37.287	16.838	22	1:38.215	28.351	15	1:36.218	35.730
4	1:45.586	12.566	5	1:49.635	6.985	63	1:36.697	17.041	31	1:37.135	29.034	38	2:54.737	4 Laps
248	1:45.703	12.802	69	1:51.318	9.431	50	1:38.691	18.473	50	1:39.126	30.792	40	1:34.978	38.489
24	1:46.223	13.750	15	1:50.329	9.515	31	1:37.802	18.497	11	1:48.483	2 Laps	25	1:51.523	1 Lap
36	1:45.831	14.472	248	1:50.473	10.936	5	1:37.320	18.817	15	1:40.500	32.973	24	1:38.516	50.529
19	1:44.035	15.814	4	1:51.118	13.476	15	1:36.310	18.971	40	1:36.868	38.237	69	1:39.960	53.777
92	1:47.447	19.707	24	1:50.680	13.978	69	1:39.377	26.649	69	1:40.030	44.009	11	1:46.492	2 Laps
9	1:48.864	23.093	36	1:52.267	16.275	40	1:35.609	30.144	24	1:38.143	44.284	2	1:54.800	1 Lap
40	1:40.594	23.584	19	1:52.466	16.822	24	1:39.046	32.336	38	2:53.668	3 Laps	4	1:39.910	1:03.333
21	1:51.972	31.251	92	1:54.638	19.409	248	1:42.825	32.890	248	1:41.635	53.050	248	1:40.017	1:06.070
14	1:54.084	35.698	40	1:54.672	19.994	4	1:42.251	36.191	4	1:40.029	53.054	36	1:40.160	1:07.286
25	1:56.041	36.789	9	1:54.897	20.014	36	1:42.413	37.567	51	2:10.505	1 Lap	19	1:43.460	1:27.975
27	1:53.776	37.967	21	1:59.214	25.388	19	1:43.001	41.920	36	1:39.757	54.556	Lap 11		
2	1:57.243	44.194	14	1:58.775	25.987	9	1:46.185	50.633	6	2:05.802	1 Lap			
51	2:06.648	1:04.670	27	2:01.996	31.283	92	1:47.804	53.394	19	1:43.480	1:05.456			

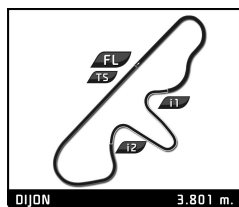


HGPCA
GRAND PRIX DE L'AGE D'OR
RACE 2

Analysis by lap

Lapped

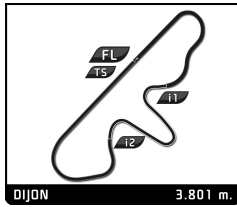
Nr	Lap Time	Gap	Nr	Lap Time	Gap	Nr	Lap Time	Gap	Nr	Lap Time	Gap
----	----------	-----	----	----------	-----	----	----------	-----	----	----------	-----



HGPCA GRAND PRIX DE L'AGE D'OR RACE 2

Best Top Speeds

No Car	Class	Top Speed Driver	Top 1		Top 2		Top 3		Top 4		Top 5		Avg
			Kph	Lap	Kph	Lap	Kph	Lap	Kph	Lap	Kph	Lap	
10 Cooper T53 1960	7b	W. NUTHALL	238.4	8	238.4	6	237.9	13	237.4	12	237.4	10	237,9
15 Cooper T45/51 1960	7b	T. MATZELBERGER	236.8	9	236.3	13	235.8	11	235.8	10	235.8	5	236,1
49 Lotus 18 915 1961	12	A. BEAUMONT	236.8	10	236.3	15	236.3	14	236.3	6	236.3	4	236,4
12 Cooper T53 1960	7b	R. FRIEDRICHS	235.3	4	234.8	15	234.8	13	234.8	11	234.8	6	234,9
22 Maserati 250F CM7 1958	6	S. HART	234.8	9	234.3	7	233.8	11	233.8	6	233.3	13	234,0
24 Cooper T51 1959	7b	I. STROLZ	233.3	5	230.3	6	229.3	4	228.3	8	227.4	1	229,7
5 Lola T54 1964	10b	P. JAMIN	228.8	5	228.3	4	223.1	6	221.8	1	214.3	7	223,3
7 Brabham BT7A 1963	12	M. BLEES	228.3	1	221.3	7	220.9	5	219.5	8	217.7	4	221,5
31 Maserati 250F 2501/2523 1954	6	G. FIERRO	227.8	7	226.4	8	225.5	6	225.0	15	224.5	4	225,8
248 Maserati 250F CM5 1957	6	K. LEHR	227.8	1	222.2	4	221.8	14	220.4	9	219.1	13	222,3
4 Maserati 250F	6	J. RETTENMAIER	224.5	7	224.5	6	224.5	8	224.1	12	223.6	11	224,2
99 Lotus 21 937 1961	10a	M. SHAW	221.3	5	220.4	9	220.4	4	220.0	7	220.0	6	220,4
40 Cooper Maserati T51 1959	7b	A. WILLIS	218.6	1	216.4	4	213.4	12	213.4	5	210.1	14	214,4
27 Maserati 250F 2522 1954	6	C. DUMOLIN	214.3	6	213.0	12	212.6	11	212.2	9	211.8	5	212,8
50 Lotus 24 950 1962	10a	P. BUHOFER	210.9	10	208.5	6	208.1	12	207.3	11	207.3	8	208,4
92 Lotus 24 947 1962	11	S. JÖBSTL	207.7	1	206.9	5	206.5	4	204.9	10	204.5	7	206,1
36 Lotus 18/21 P2 1962	10a	E. STAES	207.3	5	206.1	12	205.3	11	204.5	13	204.5	9	205,5
14 Cooper T45 1958	9	M. BAUDOIN	205.7	10	202.2	11	201.9	4	199.3	5	197.4	12	201,3
9 LDS F1 1961	10a	A. HERREMAN	205.3	11	203.4	4	201.1	12	201.1	7	200.7	14	202,3
69 Lola Mk 4 1962	11	Mr. JOHN OF B	198.2	9	197.8	5	197.8	1	197.4	7	197.4	4	197,7
19 Cooper Bristol Mk 2 1953	5	P. GRANT	196.7	1	194.9	6	194.6	4	194.2	8	194.2	5	194,9
21 Alta F2 1952	5	J. RETTENMAIER	187.5	1	185.6	4	184.9	5	183.4	13	182.7	11	184,8
11 Emeryson 1960/61	7c	A. STREMINSKI	186.9	9	186.5	7	186.2	5	184.0	10	183.1	12	185,3
25 Gilby F1 1961	10a	F. BALDANZA	181.5	13	180.3	1	179.4	7	177.9	11	176.2	12	179,1
6 Cooper Bristol Mk II 1953	5	K. RETTENMAIER	167.4	11	167.2	9	162.9	10	160.7	4	160.2	6	163,7
51 Bugatti T51 1932	1	F. BURKHARD	165.6	12	164.9	11	162.2	5	160.2	9	157.7	10	162,1
2 Osca F2 1952	5	S. RETTENMAIER	158.6	11	157.4	12	156.7	13	156.3	8	155.2	10	156,8
38 Alfa Romeo 8C Monza 1932	1	R. RETTENMAIER	144.4	3	144.4	4	144.4	5	143.4	8	143.0	9	143,9
63 Brabham BT4 1963	12	M. KUIPER											

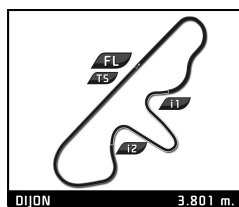


HGPCA GRAND PRIX DE L'AGE D'OR RACE 2

Sector Analysis

■ Personal Best
 ■ Session Best
 ■ Crossing the finish line in pit lane

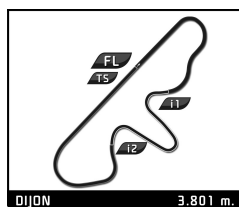
Lap	D	Time	Sector 1	Sector 2	Sector 3	T. Spd	Elapsed	Lap	D	Time	Sector 1	Sector 2	Sector 3	T. Spd	Elapsed		
2		Oscsa F2 1952							12	1	2:02.247	33.695	44.217	44.335	145.9	25:21.295	
		1. Stephan RETTENMAIER						5									
1	1	2:11.224	47.641	40.970	42.613	154.3	2:11.224										
2	1	1:57.243	33.369	41.227	42.647	151.9	4:08.467										
3	1	2:24.825	33.968	56.135	54.722	145.6	6:33.292										
4	1	2:05.504	38.966	44.336	42.202	151.0	8:38.796										
5	1	1:54.640	33.292	40.050	41.298	153.4	10:33.436										
6	1	1:53.736	32.827	39.958	40.951	154.9	12:27.172										
7	1	1:54.786	32.685	40.189	41.912	152.8	14:21.958										
8	1	1:55.053	33.118	40.831	41.104	156.3	16:17.011										
9	1	1:54.800	33.290	39.781	41.729	153.4	18:11.811										
10	1	1:54.939	33.149	39.704	42.086	155.2	20:06.750										
11	1	1:53.197	32.413	39.574	41.210	158.6	21:59.947										
12	1	1:53.885	32.600	39.811	41.474	157.4	23:53.832										
13	1	1:52.535	32.479	39.491	40.565	156.7	25:46.367										
4		Maserati 250F							7		Brahm BT7A 1963						
		1. Josef Otto RETTENMAIER						6			1. Max BLEES						12
1	1	1:51.253	38.076	37.114	36.063	220.9	1:51.253	1	1	1:44.749	35.627	34.907	34.215	228.3	1:44.749		
2	1	1:45.586	29.196	36.004	40.386	73.1	3:36.839	2	1	1:44.792	27.629	34.740	42.423	115.4	3:29.541		
3	1	2:48.842	45.973	1:03.503	59.366	144.8	6:25.681	3	1	2:46.596	45.711	1:03.369	57.516	161.7	6:16.137		
4	1	1:51.118	35.618	37.967	37.533	221.3	8:16.799	4	1	1:51.363	31.769	40.816	38.778	217.7	8:07.500		
5	1	1:41.468	29.514	36.023	35.931	222.7	9:58.267	5	1	1:34.740	26.593	34.062	34.085	220.9	9:42.240		
6	1	1:42.251	29.445	35.952	36.854	224.5	11:40.518	6	1	1:34.901	26.295	34.552	34.054	215.1	11:17.141		
7	1	1:39.457	28.636	35.414	35.407	224.5	13:19.975	7	1	1:35.481	26.646	34.077	34.758	221.3	12:52.622		
8	1	1:40.029	28.173	36.604	35.252	224.5	15:00.004	8	1	1:36.714	28.096	34.260	34.358	219.5	14:29.336		
9	1	1:39.882	28.561	36.053	35.268	222.2	16:39.886	9	1	1:38.483	26.434	36.690	35.359	215.1	16:07.819		
10	1	1:39.910	28.805	35.777	35.328	223.1	18:19.796	10	1	1:35.499	26.177	34.301	35.021	212.6	17:43.318		
11	1	1:41.882	28.956	36.317	36.609	223.6	20:01.678	11	1	1:35.638	26.685	34.511	34.442	210.9	19:18.956		
12	1	1:40.523	28.728	36.179	35.616	224.1	21:42.201	12	1	1:37.663	27.800	34.618	35.245	215.1	20:56.619		
13	1	1:41.448	29.100	35.756	36.592	222.7	23:23.649	13	1	1:36.997	27.610	34.753	34.634	209.7	22:33.616		
14	1	1:42.277	29.960	36.830	35.487	222.7	25:05.926	14	1	1:35.997	26.812	34.719	34.466	215.6	24:09.613		
5		Lola T54 1964							9		LDS F1 1961						
		1. Patrick JAMIN						10b			1. Arnold HERREMAN						10a
1	1	1:48.790	38.768	35.868	34.154	221.8	1:48.790	1	1	1:58.502	41.485	38.771	38.246	199.3	1:58.502		
2	1	1:45.888	27.664	35.077	43.147	116.6	3:34.678	2	1	1:48.864	30.992	38.701	39.171	196.0	3:47.366		
3	1	2:45.995	44.672	1:03.487	57.836	164.1	6:20.673	3	1	2:41.074	39.535	1:03.840	57.699	117.4	6:28.440		
4	1	1:49.635	32.670	39.197	37.768	228.3	8:10.308	4	1	1:54.897	37.051	39.909	37.937	203.4	8:23.337		
5	1	1:35.516	27.320	34.623	33.573	228.8	9:45.824	5	1	1:45.438	30.466	37.248	37.724	200.4	10:08.775		
6	1	1:37.320	27.572	35.056	34.692	223.1	11:23.144	6	1	1:46.185	30.345	37.755	38.085	198.5	11:54.960		
7	1	1:35.954	27.758	34.567	33.629	214.3	12:59.098	7	1	1:44.571	30.055	37.161	37.355	201.1	13:39.531		
6		Cooper Bristol Mk II 1953							10		Cooper T53 1960						
		1. Klara RETTENMAIER						5			1. Will NUTHALL						7b
1	1	2:22.826	49.711	45.153	47.962	147.1	2:22.826	1	1	1:37.652	32.118	33.129	32.405	233.8	1:37.652		
2	1	2:09.163	37.851	45.404	45.908	142.3	4:31.989	2	1	1:46.621	25.624	32.808	48.189	115.3	3:24.273		
3	1	2:06.648	36.329	43.843	46.476	133.5	6:38.637	3	1	2:49.001	48.033	1:03.418	57.550	170.9	6:13.274		
4	1	2:10.597	39.389	46.465	44.743	160.7	8:49.234	4	1	1:50.049	31.735	42.001	36.313	235.8	8:03.323		
5	1	2:01.331	34.660	42.906	43.765	159.8	10:50.565	5	1	1:30.204	25.301	32.941	31.962	236.8	9:33.527		
6	1	2:07.315	37.142	45.132	45.041	160.2	12:57.880	6	1	1:30.800	25.440	33.143	32.217	238.4	11:04.327		
7	1	2:05.802	35.042	45.478	45.282	152.8	15:03.682	7	1	1:31.679	26.293	33.271	32.115	236.8	12:36.006		
8	1	2:06.336	35.650	46.217	44.469	157.0	17:10.018	8	1	1:30.944	25.485	33.398	32.061	238.4	14:06.950		
9	1	2:05.978	36.009	44.679	45.290	167.2	19:15.996	9	1	1:35.460	26.120	36.286	33.054	236.8	15:42.410		
10	1	2:02.305	33.761	44.641	43.903	162.9	21:18.301	10	1	1:34.053	26.006	35.793	32.254	237.4	17:16.463		
11	1	2:00.747	33.825	43.220	43.702	167.4	23:19.048	11	1	1:33.270	27.392	33.675	32.203	230.8	18:49.733		
7		Emeryson 1960/61							11		Emeryson 1960/61						
		1. Albert STREMSKI						7c			1. Albert STREMSKI						7c
1	1	1:32.267	26.241	33.538	32.488	236.8	23:25.350	1	1	1:34.803	26.497	33.983	34.323	184.3	25:00.153		



HGPCA GRAND PRIX DE L'AGE D'OR RACE 2

Sector Analysis

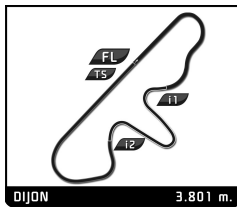
								■ Personal Best ■ Session Best ■ Crossing the finish line in pit lane															
Lap	D	Time	Sector 1	Sector 2	Sector 3	T. Spd	Elapsed	Lap	D	Time	Sector 1	Sector 2	Sector 3	T. Spd	Elapsed								
1	1	5:29.045	40.642	37.829	4:10.574	153.0	5:29.045	9	1	1:36.052	27.156	35.663	33.233	236.8	16:15.975								
2	1	1:58.162	36.678	40.378	41.106	174.2	7:27.207	10	1	1:36.218	27.261	35.182	33.775	235.8	17:52.193								
3	1	1:49.044	32.158	37.884	39.002	182.7	9:16.251	11	1	1:34.953	26.966	34.871	33.116	235.8	19:27.146								
4	1	1:46.641	31.059	36.748	38.834	180.0	11:02.892	12	1	1:36.848	28.001	35.497	33.350	234.8	21:03.994								
5	1	1:47.251	30.109	38.448	38.694	186.2	12:50.143	13	1	1:38.366	27.452	36.951	33.963	236.3	22:42.360								
6	1	1:48.483	31.609	36.581	40.293	180.0	14:38.626	14	1	1:35.661	26.468	35.541	33.652	233.8	24:18.021								
7	1	1:46.364	30.270	37.821	38.273	186.5	16:24.990	15	1	1:37.165	27.473	35.951	33.741	235.3	25:55.186								
8	1	1:46.492	29.485	36.859	40.148	182.1	18:11.482	<div style="border: 1px solid black; padding: 5px;"> 19 Cooper Bristol Mk 2 1953 1. Paul GRANT 5 </div>							1	1:56.052	40.486	38.331	37.235	196.7	1:56.052		
9	1	1:46.122	30.528	36.773	38.821	186.9	19:57.604								2	1	1:44.035	28.102	37.281	38.652	144.4	3:40.087	
10	1	1:46.481	30.294	37.420	38.767	184.0	21:44.085								3	1	2:47.592	45.008	1:03.627	58.957	121.2	6:27.679	
11	1	1:50.119	30.899	37.637	41.583	177.3	23:34.204								4	1	1:52.466	35.234	39.141	38.091	194.6	8:20.145	
12	1	1:47.860	30.569	37.157	40.134	183.1	25:22.064								5	1	1:43.101	28.718	37.229	37.154	194.2	10:03.246	
<div style="border: 1px solid black; padding: 5px;"> 12 Cooper T53 1960 1. Rudi FRIEDRICHS 7b </div>															6	1	1:43.001	28.379	37.225	37.397	194.9	11:46.247	
															7	1	1:42.679	28.601	36.712	37.366	193.5	13:28.926	
															8	1	1:43.480	28.528	37.801	37.151	194.2	15:12.406	
															9	1	1:48.572	29.378	40.767	38.427	188.2	17:00.978	
															10	1	1:43.460	28.659	37.241	37.560	193.2	18:44.438	
															11	1	2:02.532	29.716	42.442	50.374	118.4	20:46.970	
															12	1	2:23.126	39.117	47.485	56.524	96.0	23:10.096	
								13	1	2:07.611	38.594	43.721	45.296	126.8	25:17.707								
								<div style="border: 1px solid black; padding: 5px;"> 21 Alta F2 1952 1. Jakob RETTENMAIER 5 </div>								1	1	2:03.552	42.736	40.965	39.851	187.5	2:03.552
																2	1	1:51.972	30.611	41.071	40.290	177.9	3:55.524
																3	1	2:33.973	33.711	1:03.240	57.022	115.4	6:29.497
																4	1	1:59.214	37.863	42.095	39.256	185.6	8:28.711
5	1	1:51.981	30.829	40.846	40.306	184.9	10:20.692																
6	1	1:49.960	30.511	40.210	39.239	182.1	12:10.652																
7	1	1:51.409	31.074	40.843	39.492	179.4	14:02.061																
8	1	1:52.406	30.451	41.718	40.237	179.1	15:54.467																
9	1	1:53.547	30.884	42.333	40.330	179.4	17:48.014																
10	1	1:56.624	31.963	43.117	41.544	177.3	19:44.638																
11	1	1:54.875	32.116	42.658	40.101	182.7	21:39.513																
12	1	1:56.380	32.483	43.462	40.435	182.4	23:35.893																
13	1	1:54.977	30.877	44.410	39.690	183.4	25:30.870																
<div style="border: 1px solid black; padding: 5px;"> 22 Maserati 250F CM7 1958 1. Steve HART 6 </div>								1	1	1:44.275	35.191	35.076	34.008	231.3	1:44.275								
								2	1	1:46.400	27.831	35.485	43.084	116.5	3:30.675								
								3	1	2:46.264	45.655	1:03.256	57.353	168.5	6:16.939								
								4	1	1:50.798	31.638	40.865	38.295	231.8	8:07.737								
								5	1	1:36.141	27.665	35.067	33.409	231.8	9:43.878								
								6	1	1:37.287	27.273	36.306	33.708	233.8	11:21.165								
								7	1	1:35.921	26.943	35.077	33.901	234.3	12:57.086								
								8	1	1:38.215	27.677	35.573	34.965	228.8	14:35.301								
								9	1	1:37.451	28.342	35.134	33.975	234.8	16:12.752								
								10	1	1:36.652	27.564	35.175	33.913	229.8	17:49.404								
								11	1	1:36.194	27.545	35.010	33.639	233.8	19:25.598								
								12	1	1:36.921	27.589	35.595	33.737	229.3	21:02.519								
								13	1	1:38.380	27.688	37.076	33.616	233.3	22:40.899								
								14	1	1:36.230	27.633	34.853	33.744	231.8	24:17.129								
15	1	1:37.804	27.218	36.020	34.566	228.8	25:54.933																



HGPCA GRAND PRIX DE L'AGE D'OR RACE 2

Sector Analysis

											Personal Best		Session Best		B Crossing the finish line in pit lane	
Lap	D	Time	Sector 1	Sector 2	Sector 3	T. Spd	Elapsed	Lap	D	Time	Sector 1	Sector 2	Sector 3	T. Spd	Elapsed	
24	Cooper T51 1959 1. Ingo STROLZ							7b	4	1	1:50.695	31.088	41.305	38.302	224.5	8:08.705
	1	1:51.800	40.153	37.057	34.590	227.4	1:51.800	5	1	1:36.317	27.130	35.189	33.998	222.7	9:45.022	
	2	1:46.223	29.174	36.322	40.727	97.2	3:38.023	6	1	1:37.802	27.414	35.348	35.040	225.5	11:22.824	
	3	2:48.598	45.757	1:03.701	59.140	125.7	6:26.621	7	1	1:36.025	27.467	34.794	33.764	227.8	12:58.849	
	4	1:50.680	35.317	38.074	37.289	229.3	8:17.301	8	1	1:37.135	27.413	35.038	34.684	226.4	14:35.984	
	5	1:40.316	29.481	36.004	34.831	233.3	9:57.617	9	1	1:36.647	27.301	34.763	34.583	219.5	16:12.631	
	6	1:39.046	27.190	36.510	35.346	230.3	11:36.663	10	1	1:36.452	27.056	35.109	34.287	218.6	17:49.083	
	7	1:36.428	27.247	34.962	34.219	224.1	13:13.091	11	1	1:36.382	27.291	34.975	34.116	220.9	19:25.465	
	8	1:38.143	27.722	35.496	34.925	228.3	14:51.234	12	1	1:38.186	28.307	35.707	34.172	223.1	21:03.651	
	9	1:37.242	27.372	35.404	34.466	220.9	16:28.476	13	1	1:37.293	27.385	35.433	34.475	220.4	22:40.944	
	10	1:38.516	28.117	34.958	35.441	212.2	18:06.992	14	1	1:37.429	27.111	34.851	35.467	219.1	24:18.373	
	11	1:40.037	29.004	36.307	34.726	222.2	19:47.029	15	1	1:37.595	27.633	35.824	34.138	225.0	25:55.968	
	12	1:39.213	28.528	35.857	34.828	219.1	21:26.242									
	13	1:39.760	28.228	36.792	34.740	218.6	23:06.002									
	14	1:39.486	27.816	36.641	35.029	223.6	24:45.488									
	15	1:39.849	28.404	35.561	35.884	213.4	26:25.337									
25	Gilby F1 1961 1. Francesco BALDANZA							10a	1	1	1:52.914	39.540	37.229	36.145	202.2	1:52.914
	2	1:56.041	32.789	40.544	42.708	173.6	4:01.062	2	1	1:45.831	28.185	36.759	40.887	99.0	3:38.745	
	3	2:31.000	32.878	1:01.659	56.463	124.0	6:32.062	3	1	2:48.586	45.901	1:03.513	59.172	119.3	6:27.331	
	4	2:04.919	38.607	44.068	42.244	168.7	8:36.981	4	1	1:52.267	35.011	38.401	38.855	199.6	8:19.598	
	5	1:53.885	33.046	40.298	40.541	175.9	10:30.866	5	1	1:39.883	28.195	35.890	35.798	207.3	9:59.481	
	6	1:52.899	31.366	40.200	41.333	168.2	12:23.765	6	1	1:42.413	28.465	36.475	37.473	203.4	11:41.894	
	7	1:55.619	32.169	43.295	40.155	179.4	14:19.384	7	1	1:39.855	28.706	35.682	35.467	202.6	13:21.749	
	8	1:52.500	31.871	40.235	40.394	175.3	16:11.884	8	1	1:39.757	27.921	36.216	35.620	202.2	15:01.506	
	9	1:51.523	31.739	39.757	40.027	173.6	18:03.407	9	1	1:42.083	28.809	37.103	36.171	204.5	16:43.589	
	10	1:53.047	32.296	40.507	40.244	175.3	19:56.454	10	1	1:40.160	28.338	35.688	36.134	203.0	18:23.749	
	11	1:52.568	31.064	40.599	40.905	177.9	21:49.022	11	1	1:40.883	28.109	36.423	36.351	205.3	20:04.632	
	12	1:49.216	30.663	39.108	39.445	176.2	23:38.238	12	1	1:41.150	28.181	36.660	36.309	206.1	21:45.782	
	13	1:50.286	30.718	39.560	40.008	181.5	25:28.524	13	1	1:40.876	28.954	35.898	36.024	204.5	23:26.658	
								14	1	1:41.779	28.437	37.278	36.064	200.7	25:08.437	
27	Maserati 250F 2522 1954 1. Christian DUMOLIN							6	1	1	3:11.640	1:04.998	59.045	1:07.597	79.1	3:11.640
	2	2:08.464	50.734	38.497	39.233	208.9	2:08.464	2	1	2:59.523	52.918	1:01.018	1:05.587	135.8	6:11.163	
	3	1:53.776	32.592	39.337	41.847	166.9	4:02.240	3	1	2:56.775	52.844	1:01.475	1:02.456	144.4	9:07.938	
	4	2:30.370	33.680	1:01.654	55.036	137.8	6:32.610	4	1	2:55.943	49.386	1:02.881	1:03.676	144.4	12:03.881	
	5	2:01.996	38.914	44.197	38.885	210.9	8:34.606	5	1	2:53.668	48.109	1:01.747	1:03.812	144.4	14:57.549	
	6	1:44.897	30.280	37.677	36.940	211.8	10:19.503	6	1	2:54.737	48.825	1:01.994	1:03.918	138.3	17:52.286	
	7	1:46.985	30.923	38.999	37.063	214.3	12:06.488	7	1	2:55.306	50.469	1:00.992	1:03.845	116.5	20:47.592	
	8	1:43.963	29.395	37.545	37.023	210.9	13:50.451	8	1	2:56.642	52.652	1:01.135	1:02.855	143.4	23:44.234	
	9	1:46.203	30.002	38.640	37.561	208.5	15:36.654	9	1	2:54.824	49.210	1:02.432	1:03.182	143.0	26:39.058	
	10	1:48.732	30.720	40.240	37.772	212.2	17:25.386									
	11	1:46.256	29.865	38.680	37.711	209.7	19:11.642									
	12	1:46.423	29.857	38.852	37.714	212.6	20:58.065									
	13	1:47.955	30.734	38.939	38.282	213.0	22:46.020									
	14	1:45.513	29.654	38.501	37.358	207.7	24:31.533									
	15	1:46.361	30.163	38.183	38.015	188.2	26:17.894									
31	Maserati 250F 2501/2523 1954 1. Guillermo FIERRO							6	1	1	2:07.263	57.562	35.046	34.655	218.6	2:07.263
	2	1:46.027	36.177	35.488	34.362	221.8	1:46.027	2	1	1:40.594	26.655	35.667	38.272	191.2	3:47.857	
	3	1:45.451	27.187	35.580	42.684	116.6	3:31.478	3	1	2:40.788	39.772	1:03.922	57.094	118.2	6:28.645	
	4	2:46.532	45.495	1:03.715	57.322	157.4	6:18.010	4	1	1:54.672	37.686	39.560	37.426	216.4	8:23.317	
								5	1	1:35.545	26.360	34.437	34.748	213.4	9:58.862	
								6	1	1:35.609	27.041	34.549	34.019	209.3	11:34.471	
								7	1	1:33.848	25.974	34.025	33.849	208.9	13:08.319	
								8	1	1:36.868	26.053	35.169	35.646	207.3	14:45.187	
								9	1	1:34.787	26.198	34.527	34.062	208.5	16:19.974	
								10	1	1:34.978	26.556	34.658	33.764	208.9	17:54.952	
								11	1	1:34.407	26.225	34.195	33.987	209.7	19:29.359	
								12	1	1:36.008	26.291	35.406	34.311	213.4	21:05.367	
								13	1	1:37.359	26.674	35.884	34.801	206.9	22:42.726	

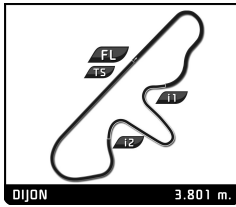


HGPCA GRAND PRIX DE L'AGE D'OR RACE 2

Sector Analysis

■ Personal Best
 ■ Session Best
 ■ Crossing the finish line in pit lane

Lap	D	Time	Sector 1	Sector 2	Sector 3	T. Spd	Elapsed	Lap	D	Time	Sector 1	Sector 2	Sector 3	T. Spd	Elapsed
14	1	1:35.581	26.690	34.302	34.589	210.1	24:18.307	2	1	1:46.089					3:32.365
15	1	1:36.016	26.920	35.087	34.009	208.9	25:54.323	3	1	2:46.183					6:18.548
49		Lotus 18 915 1961					12	4	1	1:50.638					8:09.186
		1. Andrew BEAUMONT						5	1	1:35.485					9:44.671
1	1	1:48.544	39.054	36.156	33.334	236.3	1:48.544	6	1	1:36.697					11:21.368
2	1	1:44.725	26.563	34.985	43.177	100.8	3:33.269	7	1	1:34.949					12:56.317
3	1	2:46.683	45.579	1:03.243	57.861	154.5	6:19.952	69		Lola Mk 4 1962					11
4	1	1:49.516	32.756	39.154	37.606	236.3	8:09.468			1. Mr. JOHN OF B					
5	1	1:35.251	27.411	34.816	33.024	232.8	9:44.719	1	1	1:48.123	37.055	35.568	35.500	197.8	1:48.123
6	1	1:34.222	26.853	34.472	32.897	236.3	11:18.941	2	1	1:47.062	28.029	35.955	43.078	117.0	3:35.185
7	1	1:33.279	26.281	33.723	33.275	234.8	12:52.220	3	1	2:46.251	44.465	1:03.868	57.918	155.8	6:21.436
8	1	1:34.367	27.283	33.913	33.171	233.8	14:26.587	4	1	1:51.318	32.882	38.582	39.854	197.4	8:12.754
9	1	1:35.041	27.240	34.771	33.030	234.8	16:01.628	5	1	1:38.845	28.033	35.322	35.490	197.8	9:51.599
10	1	1:34.529	26.472	34.252	33.805	236.8	17:36.157	6	1	1:39.377	27.846	35.890	35.641	195.7	11:30.976
11	1	1:34.332	26.468	34.148	33.716	232.3	19:10.489	7	1	1:39.953	28.305	35.973	35.675	197.4	13:10.929
12	1	1:32.966	26.177	33.873	32.916	235.3	20:43.455	8	1	1:40.030	27.941	36.068	36.021	195.7	14:50.959
13	1	1:33.100	26.702	33.465	32.933	235.3	22:16.555	9	1	1:39.321	28.151	35.605	35.565	198.2	16:30.280
14	1	1:32.435	26.278	33.286	32.871	236.3	23:48.990	10	1	1:39.960	28.084	35.739	36.137	197.1	18:10.240
15	1	1:33.411	26.312	33.914	33.185	236.3	25:22.401	11	1	1:40.776	28.852	35.892	36.032	195.7	19:51.016
50		Lotus 24 950 1962					10a	12	1	1:40.487	28.480	35.807	36.200	196.4	21:31.503
		1. Philipp BUHOFER						13	1	1:41.594	28.667	36.105	36.822	196.0	23:13.097
1	1	1:43.128	34.089	34.673	34.366	204.9	1:43.128	14	1	1:41.718	28.617	36.108	36.993	194.2	24:54.815
2	1	1:45.451	26.897	34.895	43.659	118.4	3:28.579	15	1	1:40.966	28.650	36.143	36.173	191.5	26:35.781
3	1	2:46.902	45.813	1:03.661	57.428	169.5	6:15.481	92		Lotus 24 947 1962					11
4	1	1:51.825	31.496	41.364	38.965	206.1	8:07.306			1. Stephan JÖBSTL					
5	1	1:36.803	27.462	34.817	34.524	204.2	9:44.109	1	1	1:56.533	40.205	39.248	37.080	207.7	1:56.533
6	1	1:38.691	27.991	35.436	35.264	208.5	11:22.800	2	1	1:47.447	29.513	37.919	40.015	201.9	3:43.980
7	1	1:35.816	26.839	34.551	34.426	207.3	12:58.616	3	1	2:44.114	41.870	1:03.749	58.495	117.3	6:28.094
8	1	1:39.126	28.102	36.315	34.709	207.3	14:37.742	4	1	1:54.638	36.379	39.599	38.660	206.5	8:22.732
9	1	1:36.845	26.731	34.768	35.346	203.4	16:14.587	5	1	1:47.185	31.407	37.879	37.899	206.9	10:09.917
10	1	1:35.767	27.248	34.364	34.155	210.9	17:50.354	6	1	1:47.804	30.770	38.120	38.914	203.0	11:57.721
11	1	1:36.573	27.017	35.195	34.361	207.3	19:26.927	7	1	1:46.006	30.623	36.860	38.523	204.5	13:43.727
12	1	1:37.536	27.125	35.746	34.665	208.1	21:04.463	8	1	1:50.360	31.092	38.571	40.697	200.0	15:34.087
13	1	1:38.386	27.279	35.855	35.252	203.0	22:42.849	9	1	1:52.420	32.092	39.724	40.604	202.6	17:26.507
14	1	1:36.822	27.050	34.851	34.921	205.7	24:19.671	10	1	1:49.195	32.085	37.869	39.241	204.9	19:15.702
15	1	1:37.850	27.346	35.153	35.351	206.1	25:57.521	11	1	1:48.991	30.995	38.738	39.258	200.4	21:04.693
51		Bugatti T51 1932					1	12	1	1:53.498	32.775	40.542	40.181	200.7	22:58.191
		1. Fritz BURKHARD						13	1	1:56.806	32.117	40.259	44.430	200.4	24:54.997
1	1	2:22.295	52.244	43.591	46.460	153.4	2:22.295	14	1	1:51.756	32.903	38.373	40.480	200.4	26:46.753
2	1	2:06.648	35.821	44.736	46.091	150.4	4:28.943	99		Lotus 21 937 1961					10a
3	1	2:07.528	36.204	44.288	47.036	132.8	6:36.471			1. Mark SHAW					
4	1	2:10.495	39.765	46.194	44.536	151.3	8:46.966	1	1	1:40.673	33.264	33.908	33.501	220.0	1:40.673
5	1	2:00.502	34.945	42.687	42.870	162.2	10:47.468	2	1	1:46.923	25.599	34.153	47.171	112.0	3:27.596
6	1	2:02.786	34.880	44.001	43.905	154.9	12:50.254	3	1	2:47.218	46.213	1:03.623	57.382	173.9	6:14.814
7	1	2:10.505	37.655	47.549	45.301	155.6	15:00.759	4	1	1:50.892	31.115	41.845	37.932	220.4	8:05.706
8	1	2:05.664	35.689	44.911	45.064	156.5	17:06.423	5	1	1:32.349	25.537	33.673	33.139	221.3	9:38.055
9	1	2:03.644	35.345	44.260	44.039	160.2	19:10.067	6	1	1:32.669	25.502	33.822	33.345	220.0	11:10.724
10	1	2:05.843	35.143	46.189	44.511	157.7	21:15.910	7	1	1:34.440	25.675	34.823	33.942	220.0	12:45.164
11	1	1:59.820	33.429	43.996	42.395	164.9	23:15.730	8	1	1:33.613	25.599	33.922	34.092	219.1	14:18.777
12	1	2:00.460	33.836	43.881	42.743	165.6	25:16.190	9	1	1:33.176	25.669	33.852	33.655	220.4	15:51.953
63		Brabham BT4 1963					12	10	1	1:37.374	26.501	36.625	34.248	217.3	17:29.327
		1. Michel KUIPER						11	1	1:35.337	26.483	34.314	34.540	215.6	19:04.664
1	1	1:46.276	34.400				1:46.276	12	1	1:34.163	26.236	34.173	33.754	215.1	20:38.827
								13	1	1:34.258	26.237	34.087	33.934	212.2	22:13.085



HGPCA GRAND PRIX DE L'AGE D'OR RACE 2

Sector Analysis

■ Personal Best
 ■ Session Best
 ■ Crossing the finish line in pit lane

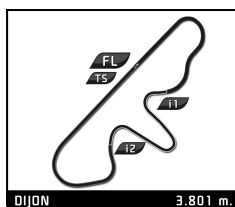
Lap	D	Time	Sector 1	Sector 2	Sector 3	T. Spd	Elapsed	Lap	D	Time	Sector 1	Sector 2	Sector 3	T. Spd	Elapsed
14	1	1:34.556	26.399	34.145	34.012	216.9	23:47.641								
15	1	1:34.875	26.171	34.872	33.832	216.4	25:22.516								

248

Maserati 250F CMS 1957
1.Klaus LEHR

6

1	1	1:51.372	38.537	37.302	35.533	227.8	1:51.372
2	1	1:45.703	27.866	36.822	41.015	106.3	3:37.075
3	1	2:46.711	44.960	1:03.432	58.319	144.2	6:23.786
4	1	1:50.473	33.410	38.420	38.643	222.2	8:14.259
5	1	1:40.133	28.381	36.234	35.518	218.6	9:54.392
6	1	1:42.825	28.824	37.360	36.641	218.6	11:37.217
7	1	1:41.148	28.405	36.393	36.350	216.0	13:18.365
8	1	1:41.635	28.942	36.762	35.931	217.3	15:00.000
9	1	1:42.516	29.145	37.830	35.541	220.4	16:42.516
10	1	1:40.017	28.351	36.184	35.482	218.2	18:22.533
11	1	1:41.301	28.565	36.743	35.993	217.7	20:03.834
12	1	1:41.233	28.383	36.825	36.025	218.2	21:45.067
13	1	1:40.766	28.415	36.294	36.057	219.1	23:25.833
14	1	1:41.636	28.811	37.447	35.378	221.8	25:07.469



HGPCA GRAND PRIX DE L'AGE D'OR RACE 2

Best Sector Times

SECTOR 1			SECTOR 2			SECTOR 3			Pos	Car	Cl	Ideal Lap	Best Lap
Pos	Driver	Time	Driver	Time	Driver	Time							
1	10 W.NUTHALL	25.301	10 W.NUTHALL	32.808	10 W.NUTHALL	31.962	1	10 Cooper T53 1960	7b	1:30.071	1:30.204	(1)	
2	99 M.SHAW	25.502	12 R.FRIEDRICHS	33.251	12 R.FRIEDRICHS	32.654	2	12 Cooper T53 1960	7b	1:31.810	1:32.259	(2)	
3	12 R.FRIEDRICHS	25.905	49 A.BEAUMONT	33.286	49 A.BEAUMONT	32.871	3	99 Lotus 21 937 1961	10a	1:32.314	1:32.349	(3)	
4	40 A.WILLIS	25.974	99 M.SHAW	33.673	15 T.MATZELBERGER	33.116	4	49 Lotus 18 915 1961	12	1:32.334	1:32.435	(4)	
5	7 M.BLEES	26.177	40 A.WILLIS	34.025	99 M.SHAW	33.139	5	15 Cooper T45/51 1960	7b	1:33.713	1:34.150	(6)	
6	49 A.BEAUMONT	26.177	7 M.BLEES	34.062	22 S.HART	33.409	6	40 Cooper Maserati T51 1959	7b	1:33.763	1:33.848	(5)	
7	15 T.MATZELBERGER	26.329	15 T.MATZELBERGER	34.268	5 P.JAMIN	33.573	7	7 Brabham BT7A 1963	12	1:34.293	1:34.740	(7)	
8	50 P.BUHOFFER	26.731	50 P.BUHOFFER	34.364	40 A.WILLIS	33.764	8	22 Maserati 250F CM7 1958	6	1:35.205	1:35.921	(11)	
9	22 S.HART	26.943	5 P.JAMIN	34.567	31 G.FIERRO	33.764	9	50 Lotus 24 950 1962	10a	1:35.250	1:35.767	(10)	
10	31 G.FIERRO	27.056	31 G.FIERRO	34.763	7 M.BLEES	34.054	10	5 Lola T54 1964	10b	1:35.460	1:35.516	(9)	
11	24 I.STROLZ	27.190	22 S.HART	34.853	50 P.BUHOFFER	34.155	11	31 Maserati 250F 2501/2523 1954	6	1:35.583	1:36.025	(12)	
12	5 P.JAMIN	27.320	24 I.STROLZ	34.958	24 I.STROLZ	34.219	12	24 Cooper T51 1959	7b	1:36.367	1:36.428	(13)	
13	69 Mr. JOHN OF B	27.846	69 Mr. JOHN OF B	35.322	4 J.RETTENMAIER	35.252	13	69 Lola Mk 4 1962	11	1:38.658	1:38.845	(14)	
14	248 K.LEHR	27.866	4 J.RETTENMAIER	35.414	248 K.LEHR	35.378	14	4 Maserati 250F	6	1:38.839	1:39.457	(15)	
15	36 E.STAES	27.921	36 E.STAES	35.682	36 E.STAES	35.467	15	36 Lotus 18/21 P2 1962	10a	1:39.070	1:39.757	(16)	
16	19 P.GRANT	28.102	248 K.LEHR	36.184	69 Mr. JOHN OF B	35.490	16	248 Maserati 250F CM5 1957	6	1:39.428	1:40.017	(17)	
17	4 J.RETTENMAIER	28.173	11 A.STREMSKI	36.581	9 A.HERREMAN	36.367	17	19 Cooper Bristol Mk 2 1953	5	1:41.965	1:42.679	(18)	
18	27 C.DUMOLIN	29.395	19 P.GRANT	36.712	14 M.BAUDOIN	36.857	18	9 LDS F1 1961	10a	1:43.104	1:43.773	(19)	
19	11 A.STREMSKI	29.485	92 S.JÖBSTL	36.860	27 C.DUMOLIN	36.940	19	92 Lotus 24 947 1962	11	1:43.453	1:46.006	(21)	
20	92 S.JÖBSTL	29.513	9 A.HERREMAN	37.085	92 S.JÖBSTL	37.080	20	27 Maserati 250F 2522 1954	6	1:43.880	1:43.963	(20)	
21	9 A.HERREMAN	29.652	27 C.DUMOLIN	37.545	19 P.GRANT	37.151	21	11 Emeryson 1960/61	7c	1:44.339	1:46.122	(22)	
22	21 J.RETTENMAIER	30.451	14 M.BAUDOIN	38.569	11 A.STREMSKI	38.273	22	14 Cooper T45 1958	9	1:46.306	1:47.964	(23)	
23	25 F.BALDANZA	30.663	25 F.BALDANZA	39.108	21 J.RETTENMAIER	39.239	23	25 Gilby F1 1961	10a	1:49.216	1:49.216	(24)	
24	14 M.BAUDOIN	30.880	2 S.RETTENMAIER	39.491	25 F.BALDANZA	39.445	24	21 Alta F2 1952	5	1:49.900	1:49.960	(25)	
25	2 S.RETTENMAIER	32.413	21 J.RETTENMAIER	40.210	2 S.RETTENMAIER	40.565	25	2 Osca F2 1952	5	1:52.469	1:52.535	(26)	
26	51 F.BURKHARD	33.429	51 F.BURKHARD	42.687	51 F.BURKHARD	42.395	26	51 Bugatti T51 1932	1	1:58.511	1:59.820	(27)	
27	6 K.RETTENMAIER	33.695	6 K.RETTENMAIER	42.906	6 K.RETTENMAIER	43.702	27	6 Cooper Bristol Mk II 1953	5	2:00.303	2:00.747	(28)	
28	38 R.RETTENMAIER	48.109	38 R.RETTENMAIER	59.045	38 R.RETTENMAIER	1:02.456	28	38 Alfa Romeo 8C Monza 1932	1	2:49.610	2:53.668	(29)	