



HISTORIC GRAND PRIX CARS

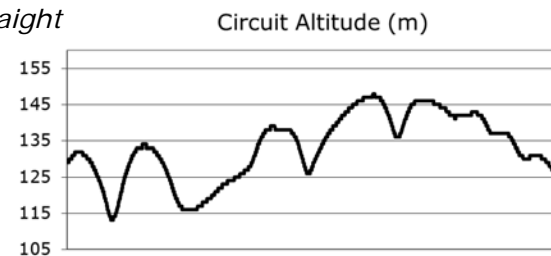
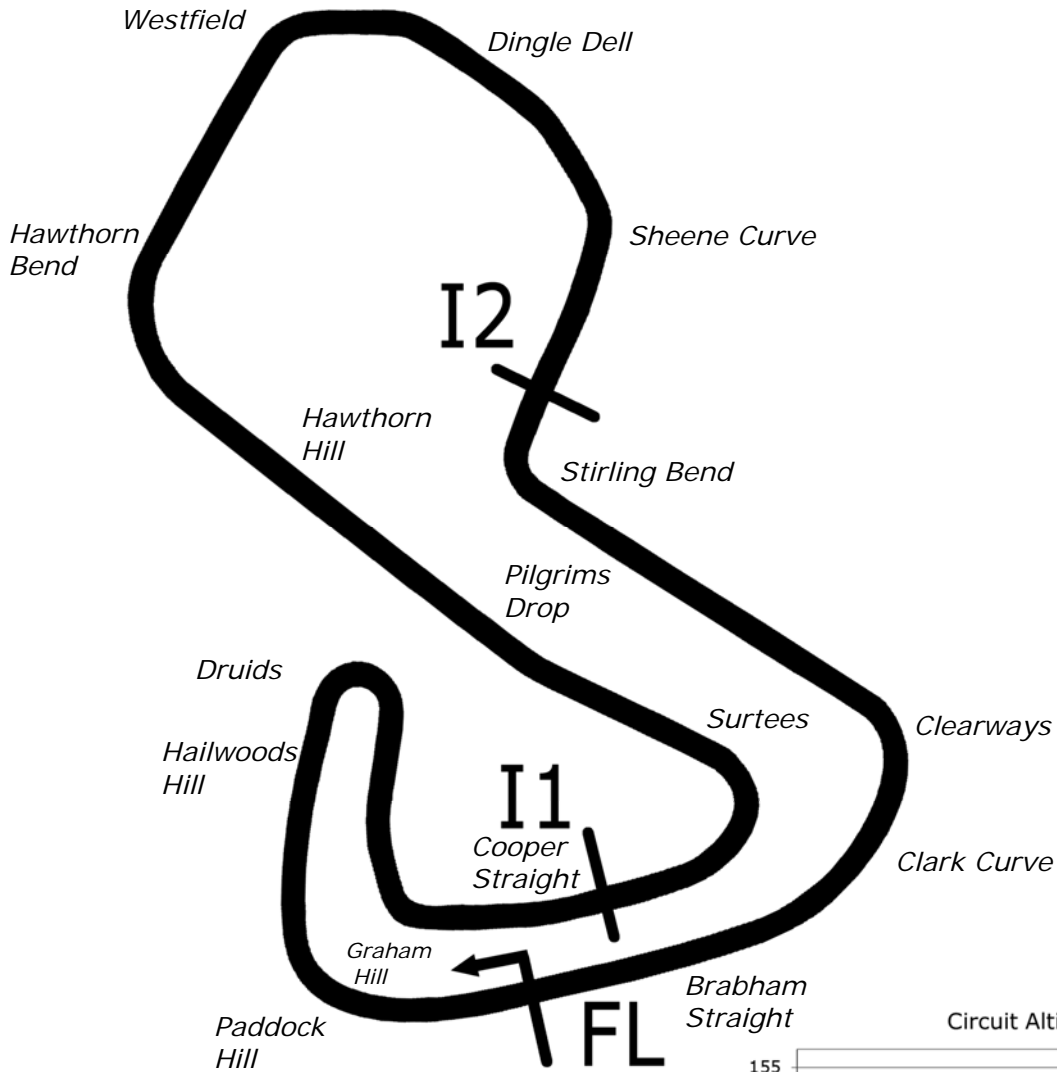
Brands Hatch GP

10th / 11th July 2021



Results Provided by Timing Solutions Ltd
www.tsl-timing.com

Brands Hatch GP



| | | | |
|-----------------------------------------------------|--------------|------------|-----------|
| Length | 2.4332 miles | 3916.0 m | |
| FL | | 51.36032 N | 0.26032 E |
| I1 | 1116m | 51.35934 N | 0.25955 E |
| I2 | 2928m | 51.35532 N | 0.26250 E |
| Pit Entry | 3646m | 51.35911 N | 0.25743 E |
| Pit Exit | 26m after FL | 51.36027 N | 0.26078 E |
| Pit Entry-Pit Exit 277m, 19.9s @50kph, 16.6s @60kph | | | |

All results available at www.tsl-timing.com

Sheet No:

Issue Time:



Historic Grand Prix Cars Association

QUALIFYING - RACE 10 - CLASSIFICATION

| POS | NO | CL | PIC NAME | ENTRY | TIME | ON | LAPS | GAP | DIFF | MPH |
|-----|-----|-----|--------------------|---------------------|----------|----|------|--------|-------|-------|
| 1 | 18 | 7b | 1 Sam WILSON | Lotus 18 | 1:44.196 | 8 | 8 | | | 84.07 |
| 2 | 22 | 12 | 1 Peter HORSMAN | Lotus 18/21 | 1:47.033 | 8 | 8 | 2.837 | 2.837 | 81.84 |
| 3 | 43 | 9 | 1 Eddie WILLIAMS | Cooper T43 | 1:48.156 | 8 | 8 | 3.960 | 1.123 | 80.99 |
| 4 | 99 | 10a | 1 Mark SHAW | Lotus 21 | 1:49.860 | 8 | 8 | 5.664 | 1.704 | 79.73 |
| 5 | 3 | 12 | 2 Barry CANNELL | Brabham BT11A | 1:50.463 | 8 | 8 | 6.267 | 0.603 | 79.30 |
| 6 | 11 | 12 | 3 Jon FAIRLEY | Brabham BT11/19 | 1:50.995 | 8 | 8 | 6.799 | 0.532 | 78.92 |
| 7 | 12 | 7b | 2 Rudi FRIEDRICH | Cooper T53 | 1:51.249 | 7 | 7 | 7.053 | 0.254 | 78.74 |
| 8 | 34 | 6 | 1 John SPIERS | Maserati 250F | 1:52.630 | 7 | 7 | 8.434 | 1.381 | 77.77 |
| 9 | 51 | 9 | 2 Rod JOLLEY | Cooper T43/51 | 1:53.185 | 3 | 3 | 8.989 | 0.555 | 77.39 |
| 10 | 59 | 7b | 3 Paul WAINE | Cooper T53 | 1:54.700 | 7 | 7 | 10.504 | 1.515 | 76.37 |
| 11 | 38 | 7a | 1 Richard WILSON | Ferrari 246 Dino | 1:55.408 | 6 | 7 | 11.212 | 0.708 | 75.90 |
| 12 | 32 | 10a | 2 Bernardo HARTOGS | Lotus 18/21 | 1:57.785 | 7 | 7 | 13.589 | 2.377 | 74.37 |
| 13 | 2 | 8 | 1 Rod JOLLEY | Lister Jaguar Monza | 1:58.894 | 3 | 3 | 14.698 | 1.109 | 73.67 |
| 14 | 17 | 10b | 1 Alan BAILLIE | LDS F1 | 2:00.532 | 7 | 7 | 16.336 | 1.638 | 72.67 |
| 15 | 5 | 7a | 2 Tony SMITH | Ferrari 246 Dino | 2:00.972 | 7 | 7 | 16.776 | 0.440 | 72.41 |
| 16 | 28* | 8 | 2 Eddie McGUIRE | Scarab | 2:01.105 | 6 | 6 | 16.909 | 0.133 | 72.33 |
| 17 | 9 | 10b | 2 Chris HELLIWELL | Cooper T75 | 2:01.547 | 5 | 5 | 17.351 | 0.442 | 72.06 |
| 18 | 41 | 7c | 1 Alex SIMPSON | Cooper T41 | 2:03.693 | 7 | 7 | 19.497 | 2.146 | 70.81 |
| 19 | 60 | 7c | 2 Elliott HANN | Cooper T41 | 2:05.333 | 6 | 7 | 21.137 | 1.640 | 69.89 |
| 20 | 7 | 12 | 4 Nick TOPLISS | Cooper T53 | 2:05.954 | 6 | 7 | 21.758 | 0.621 | 69.54 |
| 21 | 47* | 9 | 3 Brian JOLLIFFE | Cooper T45 | 2:06.320 | 5 | 6 | 22.124 | 0.366 | 69.34 |
| 22 | 39 | 7c | 3 Cliff GRAY | Cooper T43 | 2:06.542 | 7 | 7 | 22.346 | 0.222 | 69.22 |
| 23 | 33 | 5 | 1 Chris PHILLIPS | Cooper Bristol Mk2 | 2:09.484 | 6 | 6 | 25.288 | 2.942 | 67.65 |
| 24 | 8 | 7a | 3 Malcolm COOK | Connaught C Type | 2:09.849 | 5 | 5 | 25.653 | 0.365 | 67.46 |
| 25 | 21 | INV | 1 Ian NUTHALL | Cooper Bristol Mk2 | 2:11.737 | 5 | 6 | 27.541 | 1.888 | 66.49 |
| 26 | 19 | 7c | 4 Stephen BANHAM | Cooper T45 | 2:13.446 | 6 | 6 | 29.250 | 1.709 | 65.64 |
| 27 | 36 | 5 | 2 Guy PLANTE | Cooper Bristol T23 | 2:14.433 | 2 | 2 | 30.237 | 0.987 | 65.16 |
| 28 | 6 | 12 | 5 John EMERY | Brabham BT4 | 2:22.485 | 4 | 4 | 38.289 | 8.052 | 61.47 |
| 29 | 23 | 9 | 4 Guy PLANTE | Cooper T45 | 2:28.856 | 3 | 3 | 44.660 | 6.371 | 58.84 |
| 30 | 82 | 9 | 5 Tony DITHERIDGE | Cooper T45 | | | 2 | | | |
| 31 | 30 | 8 | 3 Miles GRIFFITHS | Scarab Offenhauser | | | 0 | | | |

*Cars 28 & 47 require working transponders - Regulation Q12.8.1 refers.

Weather / Track : Drizzle / Damp

These results are provisional until the conclusion of any judicial and technical matters.

Brands Hatch GP

Circuit Length = 2.4332 miles

Start: 10:18 Flag 00:00 End: 10:38

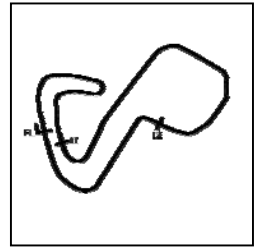
Clerk Of Course : John Hopkinson

Stewards :

Timekeeper : Nick Palmer

Historic Grand Prix Cars Association

QUALIFYING - RACE 10 - SECTOR ANALYSIS



SECTOR 1 = FL to I1, SECTOR 2 = I1 to I2, SECTOR 3 = I2 to FL, DIFF = Difference To Personal Best Lap, P = Crossed Finish Line in Pit Lane, D = Time Disallowed

| P1 18 7b | | Sam WILSON | | | | | Lotus 18 | | | |
|---------------------------|----------|--------------------------|---------------|-------------|---------------|--------------|---------------------|--------------|-------------|---------------------|
| IDEAL LAP TIME : 1:44.056 | | BEST LAP TIME : 1:44.196 | | | | | DIFFERENCE : 0.140 | | | |
| LAP | SECTOR 1 | SECTOR 2 | | SECTOR 3 | | LAP TIME | MPH | DIFF | TIME OF DAY | |
| 1 - | OUTLAP | 76.5 | 56.662 | 70.4 | 29.372 | 109.2 | 2:11.328 | 66.70 | 27.132 | 10:20:52.832 |
| 2 - | 40.265 | 85.3 | 50.541 | 72.9 | 28.948 | 115.5 | 1:59.754 | 73.14 | 15.558 | 10:22:52.586 |
| 3 - | 38.343 | 85.3 | 50.541 | 74.8 | 28.074 | 117.1 | 1:56.958 | 74.89 | 12.762 | 10:24:49.544 |
| 4 - | 36.890 | 88.8 | 54.559 | 71.8 | 27.664 | 119.8 | 1:59.113 | 73.54 | 14.917 | 10:26:48.657 |
| 5 - | 37.195 | 86.4 | 49.102 | 71.3 | 26.927 | 121.7 | 1:53.224 (3) | 77.36 | 9.028 | 10:28:41.881 |
| 6 - | 37.962 | 86.9 | 48.513 | 77.4 | 26.946 | 120.2 | 1:53.421 | 77.23 | 9.225 | 10:30:35.302 |
| 7 - | 36.486 | 87.7 | 47.120 | 77.6 | 25.735 | 122.9 | 1:49.341 (2) | 80.11 | 5.145 | 10:32:24.643 |
| 8 - | 33.707 | 92.3 | 45.907 | 82.7 | 24.582 | 126.8 | 1:44.196 (1) | 84.07 | | 10:34:08.839 |

| P2 22 12 | | Peter HORSMAN | | | | | Lotus 18/21 | | | |
|---------------------------|----------|--------------------------|---------------|-------------|---------------|--------------|---------------------|--------------|-------------|---------------------|
| IDEAL LAP TIME : 1:46.311 | | BEST LAP TIME : 1:47.033 | | | | | DIFFERENCE : 0.722 | | | |
| LAP | SECTOR 1 | SECTOR 2 | | SECTOR 3 | | LAP TIME | MPH | DIFF | TIME OF DAY | |
| 1 - | OUTLAP | 74.4 | 57.270 | 66.1 | 51.644 | 73.1 | 2:35.502 | 56.33 | 48.469 | 10:21:17.884 |
| 2 - | 44.543 | 85.0 | 55.340 | 68.3 | 29.883 | 112.4 | 2:09.766 | 67.50 | 22.733 | 10:23:27.650 |
| 3 - | 39.530 | 89.8 | 53.240 | 66.6 | 28.483 | 115.7 | 2:01.253 | 72.24 | 14.220 | 10:25:28.903 |
| 4 - | 38.237 | 92.3 | 51.786 | 68.6 | 27.672 | 118.5 | 1:57.695 | 74.42 | 10.662 | 10:27:26.598 |
| 5 - | 37.324 | 92.8 | 51.188 | 66.9 | 26.914 | 119.4 | 1:55.426 | 75.89 | 8.393 | 10:29:22.024 |
| 6 - | 36.871 | 96.4 | 49.938 | 72.7 | 26.244 | 123.1 | 1:53.053 (3) | 77.48 | 6.020 | 10:31:15.077 |
| 7 - | 35.582 | 100.4 | 48.094 | 71.0 | 26.218 | 124.2 | 1:49.894 (2) | 79.71 | 2.861 | 10:33:04.971 |
| 8 - | 34.747 | 97.1 | 47.374 | 78.1 | 24.912 | 128.0 | 1:47.033 (1) | 81.84 | | 10:34:52.004 |

| P3 43 9 | | Eddie WILLIAMS | | | | | Cooper T43 | | | |
|---------------------------|---------------|--------------------------|---------------|-------------|---------------|--------------|---------------------|--------------|-------------|---------------------|
| IDEAL LAP TIME : 1:48.156 | | BEST LAP TIME : 1:48.156 | | | | | DIFFERENCE : 0.000 | | | |
| LAP | SECTOR 1 | SECTOR 2 | | SECTOR 3 | | LAP TIME | MPH | DIFF | TIME OF DAY | |
| 1 - | OUTLAP | 59.8 | 1:05.931 | 62.0 | 31.024 | 101.9 | 2:25.893 | 60.04 | 37.737 | 10:21:41.309 |
| 2 - | 42.848 | 69.3 | 58.772 | 55.9 | 29.805 | 106.0 | 2:11.425 | 66.65 | 23.269 | 10:23:52.734 |
| 3 - | 39.946 | 77.3 | 54.085 | 64.7 | 28.861 | 109.4 | 2:02.892 | 71.28 | 14.736 | 10:25:55.626 |
| 4 - | 38.524 | 83.5 | 52.568 | 67.4 | 28.082 | 110.1 | 1:59.174 | 73.50 | 11.018 | 10:27:54.800 |
| 5 - | 37.561 | 85.9 | 50.988 | 67.7 | 27.202 | 113.3 | 1:55.751 | 75.67 | 7.595 | 10:29:50.551 |
| 6 - | 36.981 | 85.3 | 49.438 | 69.3 | 26.273 | 116.3 | 1:52.692 (3) | 77.73 | 4.536 | 10:31:43.243 |
| 7 - | 35.347 | 86.7 | 49.157 | 69.9 | 25.561 | 118.1 | 1:50.065 (2) | 79.58 | 1.909 | 10:33:33.308 |
| 8 - | 34.760 | 91.4 | 48.204 | 72.3 | 25.192 | 120.2 | 1:48.156 (1) | 80.99 | | 10:35:21.464 |

| P4 99 10a | | Mark SHAW | | | | | Lotus 21 | | | |
|---------------------------|---------------|--------------------------|---------------|-------------|---------------|--------------|---------------------|--------------|-------------|---------------------|
| IDEAL LAP TIME : 1:49.294 | | BEST LAP TIME : 1:49.860 | | | | | DIFFERENCE : 0.566 | | | |
| LAP | SECTOR 1 | SECTOR 2 | | SECTOR 3 | | LAP TIME | MPH | DIFF | TIME OF DAY | |
| 1 - | OUTLAP | 73.8 | 1:00.986 | 63.7 | 31.004 | 104.6 | 2:18.062 | 63.44 | 28.202 | 10:20:55.773 |
| 2 - | 43.173 | 76.0 | 56.316 | 65.5 | 30.664 | 104.5 | 2:10.153 | 67.30 | 20.293 | 10:23:05.926 |
| 3 - | 40.604 | 79.8 | 52.733 | 68.1 | 28.973 | 110.1 | 2:02.310 | 71.62 | 12.450 | 10:25:08.236 |
| 4 - | 39.536 | 78.4 | 52.617 | 71.2 | 28.667 | 111.2 | 2:00.820 | 72.50 | 10.960 | 10:27:09.056 |
| 5 - | 38.226 | 86.4 | 52.274 | 67.3 | 28.658 | 114.3 | 1:59.158 | 73.51 | 9.298 | 10:29:08.214 |
| 6 - | 37.066 | 85.3 | 49.462 | 73.4 | 27.326 | 118.7 | 1:53.854 (2) | 76.93 | 3.994 | 10:31:02.068 |
| 7 - | 37.958 | 86.4 | 50.195 | 73.2 | 26.368 | 119.6 | 1:54.521 (3) | 76.49 | 4.661 | 10:32:56.589 |
| 8 - | 34.596 | 95.7 | 48.330 | 71.6 | 26.934 | 121.5 | 1:49.860 (1) | 79.73 | | 10:34:46.449 |

Weather / Track : Drizzle / Damp

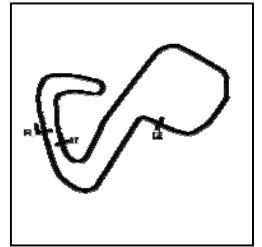
Brands Hatch GP

Circuit Length = 2.4332 miles

Start: 10:18 Flag 00:00 End: 10:38

Historic Grand Prix Cars Association

QUALIFYING - RACE 10 - SECTOR ANALYSIS



SECTOR 1 = FL to I1, SECTOR 2 = I1 to I2, SECTOR 3 = I2 to FL, DIFF = Difference To Personal Best Lap, P = Crossed Finish Line in Pit Lane, D = Time Disallowed

| P5 | | 3 12 | | Barry CANNELL | | | Brabham BT11A | | | |
|---------------------------|---------------|--------------------------|---------------|---------------|--------------------|--------------|---------------------|--------------|-------------|---------------------|
| IDEAL LAP TIME : 1:50.463 | | BEST LAP TIME : 1:50.463 | | | DIFFERENCE : 0.000 | | | | | |
| LAP | SECTOR 1 | SECTOR 2 | | SECTOR 3 | | LAP TIME | MPH | DIFF | TIME OF DAY | |
| 1 - | OUTLAP | 57.4 | 1:05.786 | 55.9 | 34.438 | 83.9 | 2:30.046 | 58.38 | 39.583 | 10:21:15.737 |
| 2 - | 48.425 | 65.5 | 1:00.291 | 62.2 | 29.858 | 102.2 | 2:18.574 | 63.21 | 28.111 | 10:23:34.311 |
| 3 - | 40.749 | 73.9 | 56.658 | 68.4 | 28.541 | 101.6 | 2:05.948 | 69.55 | 15.485 | 10:25:40.259 |
| 4 - | 39.332 | 77.2 | 54.313 | 68.3 | 27.602 | 110.7 | 2:01.247 | 72.24 | 10.784 | 10:27:41.506 |
| 5 - | 37.879 | 75.1 | 53.222 | 69.5 | 27.267 | 113.5 | 1:58.368 | 74.00 | 7.905 | 10:29:39.874 |
| 6 - | 36.659 | 81.1 | 50.668 | 72.7 | 26.517 | 118.1 | 1:53.844 (3) | 76.94 | 3.381 | 10:31:33.718 |
| 7 - | 35.891 | 87.3 | 50.311 | 67.1 | 26.120 | 118.9 | 1:52.322 (2) | 77.98 | 1.859 | 10:33:26.040 |
| 8 - | 35.814 | 86.1 | 49.437 | 72.3 | 25.212 | 121.7 | 1:50.463 (1) | 79.30 | | 10:35:16.503 |

| P6 | | 11 12 | | Jon FAIRLEY | | | Brabham BT11/19 | | | |
|---------------------------|---------------|--------------------------|---------------|-------------|--------------------|--------------|---------------------|--------------|-------------|---------------------|
| IDEAL LAP TIME : 1:50.157 | | BEST LAP TIME : 1:50.995 | | | DIFFERENCE : 0.838 | | | | | |
| LAP | SECTOR 1 | SECTOR 2 | | SECTOR 3 | | LAP TIME | MPH | DIFF | TIME OF DAY | |
| 1 - | OUTLAP | 67.2 | 59.544 | 62.7 | 32.307 | 96.2 | 2:20.309 | 62.43 | 29.314 | 10:21:04.347 |
| 2 - | 44.446 | 72.2 | 1:00.282 | 67.3 | 30.589 | 104.5 | 2:15.317 | 64.73 | 24.322 | 10:23:19.664 |
| 3 - | 41.980 | 68.7 | 57.628 | 64.0 | 30.559 | 108.4 | 2:10.167 | 67.29 | 19.172 | 10:25:29.831 |
| 4 - | 40.063 | 83.6 | 52.950 | 67.6 | 28.129 | 114.9 | 2:01.142 | 72.31 | 10.147 | 10:27:30.973 |
| 5 - | 39.605 | 77.0 | 53.095 | 70.2 | 28.251 | 113.1 | 2:00.951 | 72.42 | 9.956 | 10:29:31.924 |
| 6 - | 37.847 | 91.3 | 51.669 | 70.5 | 27.053 | 121.1 | 1:56.569 (3) | 75.14 | 5.574 | 10:31:28.493 |
| 7 - | 36.372 | 86.7 | 48.974 | 69.1 | 26.401 | 124.0 | 1:51.747 (2) | 78.38 | 0.752 | 10:33:20.240 |
| 8 - | 35.084 | 95.1 | 49.812 | 75.2 | 26.099 | 125.2 | 1:50.995 (1) | 78.92 | | 10:35:11.235 |

| P7 | | 12 7b | | Rudi FRIEDRICH | | | Cooper T53 | | | |
|---------------------------|----------|--------------------------|---------------|----------------|--------------------|--------------|---------------------|--------------|-------------|---------------------|
| IDEAL LAP TIME : 1:49.807 | | BEST LAP TIME : 1:51.249 | | | DIFFERENCE : 1.442 | | | | | |
| LAP | SECTOR 1 | SECTOR 2 | | SECTOR 3 | | LAP TIME | MPH | DIFF | TIME OF DAY | |
| 1 - | OUTLAP | 57.3 | 1:01.998 | 61.5 | 30.149 | 104.0 | 2:21.533 | 61.89 | 30.284 | 10:21:08.211 |
| 2 - | 42.049 | 71.1 | 56.490 | 66.8 | 28.498 | 117.1 | 2:07.037 | 68.95 | 15.788 | 10:23:15.248 |
| 3 - | 40.058 | 78.9 | 53.015 | 68.8 | 28.061 | 118.5 | 2:01.134 | 72.31 | 9.885 | 10:25:16.382 |
| 4 - | 37.993 | 84.8 | 51.432 | 71.1 | 27.237 | 122.2 | 1:56.662 | 75.08 | 5.413 | 10:27:13.044 |
| 5 - | 37.387 | 87.1 | 50.642 | 65.9 | 28.306 | 120.2 | 1:56.335 (3) | 75.29 | 5.086 | 10:29:09.379 |
| 6 - | 36.915 | 80.5 | 49.608 | 73.4 | 26.807 | 124.2 | 1:53.330 (2) | 77.29 | 2.081 | 10:31:02.709 |
| 7 - | 36.489 | 88.4 | 48.858 | 74.4 | 25.902 | 127.3 | 1:51.249 (1) | 78.74 | | 10:32:53.958 |

| P8 | | 34 6 | | John SPIERS | | | Maserati 250F | | | |
|---------------------------|----------|--------------------------|----------|-------------|--------------------|--------------|---------------------|--------------|-------------|---------------------|
| IDEAL LAP TIME : 1:52.022 | | BEST LAP TIME : 1:52.630 | | | DIFFERENCE : 0.608 | | | | | |
| LAP | SECTOR 1 | SECTOR 2 | | SECTOR 3 | | LAP TIME | MPH | DIFF | TIME OF DAY | |
| 1 - | OUTLAP | 67.3 | 1:01.698 | 55.5 | 32.885 | 103.7 | 2:24.717 | 60.53 | 32.087 | 10:21:27.597 |
| 2 - | 45.223 | 74.0 | 58.123 | 62.5 | 30.413 | 105.8 | 2:13.759 | 65.48 | 21.129 | 10:23:41.356 |
| 3 - | 42.274 | 76.4 | 55.369 | 59.9 | 29.948 | 110.1 | 2:07.591 | 68.65 | 14.961 | 10:25:48.947 |
| 4 - | 40.505 | 79.8 | 53.549 | 65.9 | 28.252 | 114.9 | 2:02.306 | 71.62 | 9.676 | 10:27:51.253 |
| 5 - | 38.396 | 81.5 | 51.440 | 69.3 | 27.791 | 115.5 | 1:57.627 (3) | 74.47 | 4.997 | 10:29:48.880 |
| 6 - | 37.284 | 84.8 | 50.111 | 71.3 | 27.371 | 114.7 | 1:54.766 (2) | 76.32 | 2.136 | 10:31:43.646 |
| 7 - | 37.128 | 82.8 | 49.537 | 73.5 | 25.965 | 120.6 | 1:52.630 (1) | 77.77 | | 10:33:36.276 |

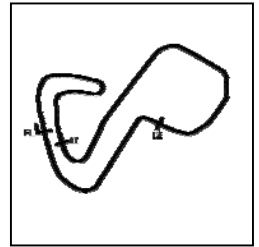
| P9 | | 51 9 | | Rod JOLLEY | | | Cooper T43/51 | | | |
|---------------------------|---------------|--------------------------|---------------|-------------|--------------------|--------------|---------------------|--------------|-------------|---------------------|
| IDEAL LAP TIME : 1:53.167 | | BEST LAP TIME : 1:53.185 | | | DIFFERENCE : 0.018 | | | | | |
| LAP | SECTOR 1 | SECTOR 2 | | SECTOR 3 | | LAP TIME | MPH | DIFF | TIME OF DAY | |
| 1 - | OUTLAP | 67.5 | 54.718 | 64.0 | 28.441 | 109.4 | 2:11.898 | 66.41 | 18.713 | 10:30:55.116 |
| 2 - | 38.292 | 79.9 | 50.748 | 72.3 | 26.773 | 114.7 | 1:55.813 (2) | 75.63 | 2.628 | 10:32:50.929 |
| 3 - | 35.968 | 92.1 | 50.766 | 74.6 | 26.451 | 116.7 | 1:53.185 (1) | 77.39 | | 10:34:44.114 |

Weather / Track : Drizzle / Damp

Brands Hatch GP
Circuit Length = 2.4332 miles
Start: 10:18 Flag 00:00 End: 10:38

Historic Grand Prix Cars Association

QUALIFYING - RACE 10 - SECTOR ANALYSIS



SECTOR 1 = FL to I1, SECTOR 2 = I1 to I2, SECTOR 3 = I2 to FL, DIFF = Difference To Personal Best Lap, P = Crossed Finish Line in Pit Lane, D = Time Disallowed

| P10 59 7b | | Paul WAINE | | | Cooper T53 | | | | | |
|---------------------------|----------|--------------------------|---------------|-------------|--------------------|--------------|---------------------|--------------|--------|---------------------|
| IDEAL LAP TIME : 1:54.123 | | BEST LAP TIME : 1:54.700 | | | DIFFERENCE : 0.577 | | | | | |
| LAP | SECTOR 1 | SECTOR 2 | SECTOR 3 | LAP TIME | MPH | DIFF | TIME OF DAY | | | |
| 1 - | OUTLAP | 62.1 | 1:05.562 | 55.2 | 34.276 | 85.0 | 2:45.524 | 52.92 | 50.824 | 10:21:34.996 |
| 2 - | 47.494 | 56.1 | 1:04.504 | 56.7 | 32.097 | 88.6 | 2:24.095 | 60.79 | 29.395 | 10:23:59.091 |
| 3 - | 42.061 | 77.8 | 59.112 | 58.9 | 31.286 | 100.1 | 2:12.459 | 66.13 | 17.759 | 10:26:11.550 |
| 4 - | 41.718 | 71.4 | 56.916 | 61.0 | 29.253 | 98.3 | 2:07.887 | 68.49 | 13.187 | 10:28:19.437 |
| 5 - | 41.906 | 76.5 | 53.230 | 66.3 | 28.027 | 111.2 | 2:03.163 (3) | 71.12 | 8.463 | 10:30:22.600 |
| 6 - | 38.471 | 82.9 | 52.410 | 71.8 | 26.888 | 113.9 | 1:57.769 (2) | 74.38 | 3.069 | 10:32:20.369 |
| 7 - | 36.406 | 82.3 | 51.996 | 68.6 | 26.298 | 116.5 | 1:54.700 (1) | 76.37 | | 10:34:15.069 |

| P11 38 7a | | Richard WILSON | | | Ferrari 246 Dino | | | | | |
|---------------------------|----------|--------------------------|---------------|-------------|--------------------|--------------|---------------------|--------------|--------|---------------------|
| IDEAL LAP TIME : 1:53.064 | | BEST LAP TIME : 1:55.408 | | | DIFFERENCE : 2.344 | | | | | |
| LAP | SECTOR 1 | SECTOR 2 | SECTOR 3 | LAP TIME | MPH | DIFF | TIME OF DAY | | | |
| 1 - | OUTLAP | 51.7 | 1:10.632 | 50.5 | 32.694 | 93.8 | 2:34.349 | 56.75 | 38.941 | 10:22:03.312 |
| 2 - | 43.725 | 63.5 | 1:01.356 | 64.0 | 30.047 | 95.3 | 2:15.128 | 64.82 | 19.720 | 10:24:18.440 |
| 3 - | 43.033 | 66.0 | 58.322 | 61.9 | 29.205 | 104.8 | 2:10.560 | 67.09 | 15.152 | 10:26:29.000 |
| 4 - | 40.694 | 74.2 | 55.524 | 70.0 | 27.936 | 109.1 | 2:04.154 | 70.55 | 8.746 | 10:28:33.154 |
| 5 - | 38.138 | 83.8 | 53.418 | 69.1 | 27.353 | 111.1 | 1:58.909 (3) | 73.66 | 3.501 | 10:30:32.063 |
| 6 - | 37.102 | 82.5 | 50.714 | 78.3 | 27.592 | 107.8 | 1:55.408 (1) | 75.90 | | 10:32:27.471 |
| 7 - | 36.803 | 83.8 | 51.928 | 76.7 | 26.930 | 111.1 | 1:55.661 (2) | 75.73 | 0.253 | 10:34:23.132 |

| P12 32 10a | | Bernardo HARTOGS | | | Lotus 18/21 | | | | | |
|---------------------------|----------|--------------------------|---------------|-------------|--------------------|--------------|---------------------|--------------|--------|---------------------|
| IDEAL LAP TIME : 1:56.702 | | BEST LAP TIME : 1:57.785 | | | DIFFERENCE : 1.083 | | | | | |
| LAP | SECTOR 1 | SECTOR 2 | SECTOR 3 | LAP TIME | MPH | DIFF | TIME OF DAY | | | |
| 1 - | OUTLAP | 50.9 | 1:10.063 | 55.5 | 33.436 | 89.3 | 2:35.438 | 56.35 | 37.653 | 10:22:02.623 |
| 2 - | 43.729 | 64.4 | 1:01.078 | 61.7 | 30.528 | 95.1 | 2:15.335 | 64.72 | 17.550 | 10:24:17.958 |
| 3 - | 42.868 | 70.3 | 58.533 | 61.8 | 29.240 | 104.0 | 2:10.641 | 67.05 | 12.856 | 10:26:28.599 |
| 4 - | 40.535 | 73.5 | 57.042 | 63.6 | 28.199 | 105.1 | 2:05.776 | 69.64 | 7.991 | 10:28:34.375 |
| 5 - | 39.721 | 77.7 | 53.857 | 69.5 | 27.826 | 114.3 | 2:01.404 (3) | 72.15 | 3.619 | 10:30:35.779 |
| 6 - | 37.555 | 82.2 | 53.462 | 66.9 | 27.293 | 111.2 | 1:58.310 (2) | 74.04 | 0.525 | 10:32:34.089 |
| 7 - | 38.229 | 81.2 | 52.425 | 69.6 | 27.131 | 110.3 | 1:57.785 (1) | 74.37 | | 10:34:31.874 |

| P13 2 8 | | Rod JOLLEY | | | Lister Jaguar Monza | | | | | |
|---------------------------|----------|--------------------------|----------|-------------|---------------------|--------------|---------------------|--------------|--------|---------------------|
| IDEAL LAP TIME : 1:57.921 | | BEST LAP TIME : 1:58.894 | | | DIFFERENCE : 0.973 | | | | | |
| LAP | SECTOR 1 | SECTOR 2 | SECTOR 3 | LAP TIME | MPH | DIFF | TIME OF DAY | | | |
| 1 - | OUTLAP | 65.9 | 1:00.673 | 63.3 | 32.541 | 96.5 | 2:18.913 | 63.05 | 20.019 | 10:20:58.638 |
| 2 - | 41.984 | 73.0 | 55.103 | 62.8 | 29.691 | 112.5 | 2:06.778 (2) | 69.09 | 7.884 | 10:23:05.416 |
| 3 - | 39.367 | 77.7 | 51.968 | 76.6 | 27.559 | 111.2 | 1:58.894 (1) | 73.67 | | 10:25:04.310 |

| P14 17 10b | | Alan BAILLIE | | | LDS F1 | | | | | |
|---------------------------|----------|--------------------------|---------------|-------------|--------------------|--------------|---------------------|--------------|--------|---------------------|
| IDEAL LAP TIME : 1:58.788 | | BEST LAP TIME : 2:00.532 | | | DIFFERENCE : 1.744 | | | | | |
| LAP | SECTOR 1 | SECTOR 2 | SECTOR 3 | LAP TIME | MPH | DIFF | TIME OF DAY | | | |
| 1 - | OUTLAP | 53.9 | 1:10.513 | 57.0 | 34.329 | 88.3 | 2:38.948 | 55.11 | 38.416 | 10:22:03.141 |
| 2 - | 45.094 | 69.5 | 1:02.111 | 65.3 | 31.518 | 101.3 | 2:18.723 | 63.14 | 18.191 | 10:24:21.864 |
| 3 - | 42.334 | 72.8 | 57.342 | 64.0 | 31.546 | 98.5 | 2:11.222 | 66.75 | 10.690 | 10:26:33.086 |
| 4 - | 41.272 | 76.6 | 56.515 | 69.1 | 29.278 | 105.5 | 2:07.065 | 68.93 | 6.533 | 10:28:40.151 |
| 5 - | 40.118 | 77.3 | 54.503 | 70.1 | 29.255 | 103.8 | 2:03.876 (3) | 70.71 | 3.344 | 10:30:44.027 |
| 6 - | 39.246 | 79.0 | 54.286 | 72.3 | 28.164 | 103.7 | 2:01.696 (2) | 71.98 | 1.164 | 10:32:45.723 |
| 7 - | 38.651 | 80.3 | 54.038 | 71.0 | 27.843 | 107.8 | 2:00.532 (1) | 72.67 | | 10:34:46.255 |

Weather / Track : Drizzle / Damp

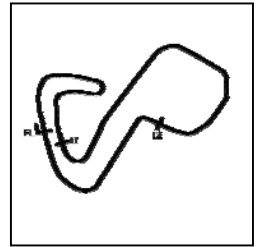
Brands Hatch GP

Circuit Length = 2.4332 miles

Start: 10:18 Flag 00:00 End: 10:38

Historic Grand Prix Cars Association

QUALIFYING - RACE 10 - SECTOR ANALYSIS



SECTOR 1 = FL to I1, SECTOR 2 = I1 to I2, SECTOR 3 = I2 to FL, DIFF = Difference To Personal Best Lap, P = Crossed Finish Line in Pit Lane, D = Time Disallowed

| P15 | | 5 7a | | Tony SMITH | | | Ferrari 246 Dino | | | |
|------------------|----------|----------|---------------|-----------------|---------------|--------------|---------------------|--------------------|-------------|---------------------|
| IDEAL LAP TIME : | | 1:59.363 | | BEST LAP TIME : | | 2:00.972 | | DIFFERENCE : 1.609 | | |
| LAP | SECTOR 1 | SECTOR 2 | | SECTOR 3 | | LAP TIME | MPH | DIFF | TIME OF DAY | |
| 1 - | OUTLAP | 61.1 | 1:09.038 | 55.3 | 34.514 | 97.2 | 2:35.651 | 56.27 | 34.679 | 10:21:28.551 |
| 2 - | 46.118 | 67.8 | 1:00.117 | 60.2 | 30.472 | 103.8 | 2:16.707 | 64.07 | 15.735 | 10:23:45.258 |
| 3 - | 41.079 | 73.2 | 57.273 | 63.3 | 29.723 | 107.2 | 2:08.075 | 68.39 | 7.103 | 10:25:53.333 |
| 4 - | 39.847 | 78.8 | 55.912 | 69.3 | 28.610 | 110.1 | 2:04.369 | 70.43 | 3.397 | 10:27:57.702 |
| 5 - | 38.747 | 78.2 | 55.424 | 68.9 | 28.130 | 112.7 | 2:02.301 (3) | 71.62 | 1.329 | 10:30:00.003 |
| 6 - | 38.211 | 77.4 | 55.046 | 70.4 | 27.722 | 110.5 | 2:00.979 (2) | 72.40 | 0.007 | 10:32:00.982 |
| 7 - | 38.491 | 78.5 | 54.206 | 70.7 | 28.275 | 111.8 | 2:00.972 (1) | 72.41 | | 10:34:01.954 |

| P16 | | 28 8 | | Eddie McGUIRE | | | Scarab | | | |
|------------------|----------|----------|--|-----------------|--|---------------------|--------------|--------------|---------------------|--|
| IDEAL LAP TIME : | | | | BEST LAP TIME : | | 2:01.105 | | DIFFERENCE : | | |
| LAP | SECTOR 1 | SECTOR 2 | | SECTOR 3 | | LAP TIME | MPH | DIFF | TIME OF DAY | |
| 1 - | | | | | | 2:28.030 | 59.17 | 26.925 | 10:24:15.042 | |
| 2 - | | | | | | 2:19.320 | 62.87 | 18.215 | 10:26:34.362 | |
| 3 - | | | | | | 2:13.749 | 65.49 | 12.644 | 10:28:48.111 | |
| 4 - | | | | | | 2:07.970 (3) | 68.45 | 6.865 | 10:30:56.081 | |
| 5 - | | | | | | 2:04.982 (2) | 70.08 | 3.877 | 10:33:01.063 | |
| 6 - | | | | | | 2:01.105 (1) | 72.33 | | 10:35:02.168 | |

| P17 | | 9 10b | | Chris HELLIWELL | | | Cooper T75 | | | |
|------------------|----------|----------|---------------|-----------------|---------------|--------------|---------------------|--------------------|-------------|---------------------|
| IDEAL LAP TIME : | | 1:59.744 | | BEST LAP TIME : | | 2:01.547 | | DIFFERENCE : 1.803 | | |
| LAP | SECTOR 1 | SECTOR 2 | | SECTOR 3 | | LAP TIME | MPH | DIFF | TIME OF DAY | |
| 1 - | OUTLAP | 53.1 | 1:08.933 | 54.2 | 33.491 | 93.9 | 2:35.191 | 56.44 | 33.644 | 10:22:01.109 |
| 2 - | 44.558 | 66.5 | 1:00.861 | 60.9 | 30.894 | 100.3 | 2:16.313 | 64.26 | 14.766 | 10:24:17.422 |
| 3 - | 42.403 | 72.1 | 58.705 | 64.8 | 30.318 | 99.5 | 2:11.426 (3) | 66.65 | 9.879 | 10:26:28.848 |
| 4 - | 41.317 | 72.6 | 56.357 | 65.3 | 28.762 | 105.8 | 2:06.436 (2) | 69.28 | 4.889 | 10:28:35.284 |
| 5 - | 39.436 | 79.7 | 53.685 | 67.1 | 28.426 | 108.4 | 2:01.547 (1) | 72.06 | | 10:30:36.831 |

| P18 | | 41 7c | | Alex SIMPSON | | | Cooper T41 | | | |
|------------------|---------------|-------------|---------------|-----------------|---------------|--------------|---------------------|--------------------|-------------|---------------------|
| IDEAL LAP TIME : | | 2:03.693 | | BEST LAP TIME : | | 2:03.693 | | DIFFERENCE : 0.000 | | |
| LAP | SECTOR 1 | SECTOR 2 | | SECTOR 3 | | LAP TIME | MPH | DIFF | TIME OF DAY | |
| 1 - | OUTLAP | 62.2 | 1:06.912 | 58.6 | 32.911 | 93.0 | 2:31.017 | 58.00 | 27.324 | 10:21:31.437 |
| 2 - | 47.749 | 63.5 | 1:02.438 | 58.0 | 30.752 | 98.6 | 2:20.939 | 62.15 | 17.246 | 10:23:52.376 |
| 3 - | 43.788 | 68.1 | 59.417 | 59.7 | 30.747 | 100.1 | 2:13.952 | 65.39 | 10.259 | 10:26:06.328 |
| 4 - | 42.593 | 67.4 | 59.526 | 59.8 | 30.714 | 100.3 | 2:12.833 | 65.94 | 9.140 | 10:28:19.161 |
| 5 - | 42.793 | 63.7 | 57.794 | 64.9 | 29.526 | 101.5 | 2:10.113 (3) | 67.32 | 6.420 | 10:30:29.274 |
| 6 - | 40.520 | 70.4 | 58.290 | 60.0 | 29.584 | 101.5 | 2:08.394 (2) | 68.22 | 4.701 | 10:32:37.668 |
| 7 - | 38.865 | 79.1 | 55.944 | 63.9 | 28.884 | 102.4 | 2:03.693 (1) | 70.81 | | 10:34:41.361 |

| P19 | | 60 7c | | Elliott HANN | | | Cooper T41 | | | |
|------------------|---------------|-------------|---------------|-----------------|---------------|--------------|---------------------|--------------------|-------------|---------------------|
| IDEAL LAP TIME : | | 2:05.150 | | BEST LAP TIME : | | 2:05.333 | | DIFFERENCE : 0.183 | | |
| LAP | SECTOR 1 | SECTOR 2 | | SECTOR 3 | | LAP TIME | MPH | DIFF | TIME OF DAY | |
| 1 - | OUTLAP | 50.8 | 1:13.684 | 60.0 | 34.043 | 90.8 | 2:42.625 | 53.86 | 37.292 | 10:21:49.351 |
| 2 - | 48.923 | 54.7 | 1:06.008 | 57.7 | 34.003 | 80.4 | 2:28.934 | 58.81 | 23.601 | 10:24:18.285 |
| 3 - | 46.380 | 59.2 | 1:01.130 | 62.5 | 31.529 | 97.9 | 2:19.039 | 63.00 | 13.706 | 10:26:37.324 |
| 4 - | 43.947 | 66.3 | 1:01.668 | 63.7 | 31.737 | 99.1 | 2:17.352 | 63.77 | 12.019 | 10:28:54.676 |
| 5 - | 41.057 | 75.2 | 57.732 | 62.5 | 30.768 | 103.5 | 2:09.557 (3) | 67.61 | 4.224 | 10:31:04.233 |
| 6 - | 39.838 | 79.2 | 56.236 | 67.9 | 29.259 | 102.7 | 2:05.333 (1) | 69.89 | | 10:33:09.566 |
| 7 - | 40.928 | 70.7 | 56.554 | 71.7 | 29.076 | 103.0 | 2:06.558 (2) | 69.21 | 1.225 | 10:35:16.124 |

Weather / Track : Drizzle / Damp

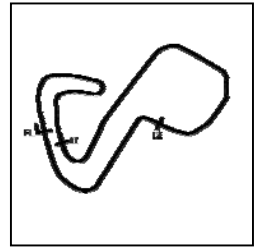
Brands Hatch GP

Circuit Length = 2.4332 miles

Start: 10:18 Flag 00:00 End: 10:38

Historic Grand Prix Cars Association

QUALIFYING - RACE 10 - SECTOR ANALYSIS



SECTOR 1 = FL to I1, SECTOR 2 = I1 to I2, SECTOR 3 = I2 to FL, DIFF = Difference To Personal Best Lap, P = Crossed Finish Line in Pit Lane, D = Time Disallowed

| P20 | | 7 12 | | Nick TOPLISS | | | Cooper T53 | | | | |
|------------------|--------|---------------|-------------|-----------------|-------------|---------------|--------------|---------------------|--------------|--------|---------------------|
| IDEAL LAP TIME : | | 2:04.659 | | BEST LAP TIME : | | 2:05.954 | | DIFFERENCE : | | | 1.295 |
| LAP | | SECTOR 1 | | SECTOR 2 | | SECTOR 3 | | LAP TIME | MPH | DIFF | TIME OF DAY |
| 1 - | OUTLAP | 60.1 | | 1:10.282 | 53.6 | 34.871 | 88.8 | 2:34.070 | 56.85 | 28.116 | 10:21:28.415 |
| 2 - | | 49.007 | 64.8 | 1:05.322 | 53.9 | 31.391 | 101.9 | 2:25.720 | 60.11 | 19.766 | 10:23:54.135 |
| 3 - | | 42.810 | 68.5 | 1:02.933 | 59.0 | 32.311 | 100.6 | 2:18.054 | 63.45 | 12.100 | 10:26:12.189 |
| 4 - | | 42.609 | 70.1 | 1:01.107 | 59.5 | 30.251 | 107.3 | 2:13.967 | 65.38 | 8.013 | 10:28:26.156 |
| 5 - | | 40.838 | 73.2 | 59.385 | 63.4 | 29.102 | 106.8 | 2:09.325 (3) | 67.73 | 3.371 | 10:30:35.481 |
| 6 - | | 40.519 | 78.7 | 56.672 | 67.3 | 28.763 | 112.9 | 2:05.954 (1) | 69.54 | | 10:32:41.435 |
| 7 - | | 39.287 | 75.5 | 58.047 | 56.2 | 28.700 | 108.9 | 2:06.034 (2) | 69.50 | 0.080 | 10:34:47.469 |

| P21 | | 47 9 | | Brian JOLLIFFE | | | Cooper T45 | | | | |
|------------------|--|----------|--|-----------------|--|----------|------------|---------------------|--------------|--------|---------------------|
| IDEAL LAP TIME : | | | | BEST LAP TIME : | | 2:06.320 | | DIFFERENCE : | | | |
| LAP | | SECTOR 1 | | SECTOR 2 | | SECTOR 3 | | LAP TIME | MPH | DIFF | TIME OF DAY |
| 1 - | | | | | | | | 2:28.766 | 58.88 | 22.446 | 10:24:15.603 |
| 2 - | | | | | | | | 2:19.804 | 62.65 | 13.484 | 10:26:35.407 |
| 3 - | | | | | | | | 2:13.619 | 65.55 | 7.299 | 10:28:49.026 |
| 4 - | | | | | | | | 2:11.943 (3) | 66.39 | 5.623 | 10:31:00.969 |
| 5 - | | | | | | | | 2:06.320 (1) | 69.34 | | 10:33:07.289 |
| 6 - | | | | | | | | 2:06.958 (2) | 68.99 | 0.638 | 10:35:14.247 |

| P22 | | 39 7c | | Cliff GRAY | | | Cooper T43 | | | | |
|------------------|--------|----------|------|-----------------|-------------|---------------|--------------|---------------------|--------------|--------|---------------------|
| IDEAL LAP TIME : | | 2:05.906 | | BEST LAP TIME : | | 2:06.542 | | DIFFERENCE : | | | 0.636 |
| LAP | | SECTOR 1 | | SECTOR 2 | | SECTOR 3 | | LAP TIME | MPH | DIFF | TIME OF DAY |
| 1 - | OUTLAP | 62.4 | | 1:10.719 | 52.5 | 34.916 | 95.5 | 2:35.060 | 56.49 | 28.518 | 10:21:23.117 |
| 2 - | | 48.192 | 67.0 | 1:03.723 | 51.5 | 32.592 | 98.9 | 2:24.507 | 60.61 | 17.965 | 10:23:47.624 |
| 3 - | | 43.784 | 74.3 | 1:01.347 | 59.1 | 31.191 | 100.9 | 2:16.322 | 64.25 | 9.780 | 10:26:03.946 |
| 4 - | | 43.373 | 74.8 | 1:00.396 | 64.7 | 31.189 | 100.0 | 2:14.958 | 64.90 | 8.416 | 10:28:18.904 |
| 5 - | | 43.537 | 66.6 | 59.198 | 67.9 | 30.042 | 105.3 | 2:12.777 (3) | 65.97 | 6.235 | 10:30:31.681 |
| 6 - | | 40.926 | 78.7 | 57.295 | 66.0 | 30.159 | 105.8 | 2:08.380 (2) | 68.23 | 1.838 | 10:32:40.061 |
| 7 - | | 39.678 | 79.1 | 56.864 | 68.1 | 30.000 | 97.5 | 2:06.542 (1) | 69.22 | | 10:34:46.603 |

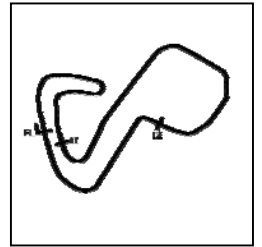
| P23 | | 33 5 | | Chris PHILLIPS | | | Cooper Bristol Mk2 | | | | |
|------------------|--------|---------------|-------------|-----------------|------|---------------|--------------------|---------------------|--------------|--------|---------------------|
| IDEAL LAP TIME : | | 2:08.118 | | BEST LAP TIME : | | 2:09.484 | | DIFFERENCE : | | | 1.366 |
| LAP | | SECTOR 1 | | SECTOR 2 | | SECTOR 3 | | LAP TIME | MPH | DIFF | TIME OF DAY |
| 1 - | OUTLAP | 56.9 | | 1:13.938 | 49.9 | 35.327 | 84.7 | 2:46.264 | 52.68 | 36.780 | 10:22:05.499 |
| 2 - | | 47.287 | 65.1 | 1:04.957 | 55.4 | 33.414 | 87.0 | 2:25.658 | 60.13 | 16.174 | 10:24:31.157 |
| 3 - | | 46.158 | 66.7 | 1:04.352 | 52.7 | 32.723 | 90.4 | 2:23.233 | 61.15 | 13.749 | 10:26:54.390 |
| 4 - | | 44.647 | 67.4 | 1:00.622 | 56.5 | 31.823 | 96.1 | 2:17.092 (3) | 63.89 | 7.608 | 10:29:11.482 |
| 5 - | | 42.184 | 74.1 | 58.281 | 59.8 | 30.579 | 100.6 | 2:11.044 (2) | 66.84 | 1.560 | 10:31:22.526 |
| 6 - | | 41.074 | 78.7 | 56.465 | 57.5 | 31.945 | 95.7 | 2:09.484 (1) | 67.65 | | 10:33:32.010 |

| P24 | | 8 7a | | Malcolm COOK | | | Connaught C Type | | | | |
|------------------|--------|----------|-------------|-----------------|------|---------------|------------------|---------------------|--------------|----------|---------------------|
| IDEAL LAP TIME : | | 2:08.241 | | BEST LAP TIME : | | 2:09.849 | | DIFFERENCE : | | | 1.608 |
| LAP | | SECTOR 1 | | SECTOR 2 | | SECTOR 3 | | LAP TIME | MPH | DIFF | TIME OF DAY |
| 1 - | OUTLAP | 56.2 | | 1:14.970 | 57.8 | 34.330 | 83.2 | 3:17.651 | 44.31 | 1:07.802 | 10:24:25.811 |
| 2 - | | 46.370 | 62.9 | 1:02.002 | 58.8 | 32.625 | 83.5 | 2:20.997 | 62.12 | 11.148 | 10:26:46.808 |
| 3 - | | 43.996 | 73.3 | 1:00.917 | 60.6 | 31.134 | 98.5 | 2:16.047 (3) | 64.38 | 6.198 | 10:29:02.855 |
| 4 - | | 42.135 | 71.5 | 59.252 | 58.0 | 30.372 | 98.3 | 2:11.759 (2) | 66.48 | 1.910 | 10:31:14.614 |
| 5 - | | 40.943 | 78.6 | 57.618 | 60.4 | 31.288 | 100.6 | 2:09.849 (1) | 67.46 | | 10:33:24.463 |

Weather / Track : Drizzle / Damp

Historic Grand Prix Cars Association

QUALIFYING - RACE 10 - SECTOR ANALYSIS



SECTOR 1 = FL to I1, SECTOR 2 = I1 to I2, SECTOR 3 = I2 to FL, DIFF = Difference To Personal Best Lap, P = Crossed Finish Line in Pit Lane, D = Time Disallowed

| P25 | | 21 INV | | Ian NUTHALL | | | Cooper Bristol Mk2 | | | |
|---------------------------|---------------|--------------------------|---------------|-------------|--------------------|--------------|---------------------|--------------|-------------|---------------------|
| IDEAL LAP TIME : 2:08.193 | | BEST LAP TIME : 2:11.737 | | | DIFFERENCE : 3.544 | | | | | |
| LAP | SECTOR 1 | SECTOR 2 | | SECTOR 3 | | LAP TIME | MPH | DIFF | TIME OF DAY | |
| 1 - | OUTLAP | 57.7 | 1:14.113 | 52.5 | 34.946 | 90.4 | 2:45.100 | 53.05 | 33.363 | 10:22:06.617 |
| 2 - | 47.594 | 62.3 | 1:04.372 | 56.1 | 33.631 | 90.9 | 2:25.597 | 60.16 | 13.860 | 10:24:32.214 |
| 3 - | 46.583 | 65.0 | 1:03.713 | 55.4 | 32.570 | 96.8 | 2:22.866 (3) | 61.31 | 11.129 | 10:26:55.080 |
| 4 - | 43.076 | 64.8 | 1:00.179 | 63.7 | 31.586 | 100.7 | 2:14.841 (2) | 64.96 | 3.104 | 10:29:09.921 |
| 5 - | 41.433 | 74.6 | 59.716 | 65.7 | 30.588 | 101.9 | 2:11.737 (1) | 66.49 | | 10:31:21.658 |
| 6 - | 40.370 | 76.4 | 57.235 | 64.7 | IN PIT | | 3:44.115 P | 39.08 | 1:32.378 | 10:35:05.773 |

| P26 | | 19 7c | | Stephen BANHAM | | | Cooper T45 | | | |
|---------------------------|----------|--------------------------|---------------|----------------|--------------------|-------------|---------------------|--------------|-------------|---------------------|
| IDEAL LAP TIME : 2:12.421 | | BEST LAP TIME : 2:13.446 | | | DIFFERENCE : 1.025 | | | | | |
| LAP | SECTOR 1 | SECTOR 2 | | SECTOR 3 | | LAP TIME | MPH | DIFF | TIME OF DAY | |
| 1 - | OUTLAP | 58.0 | 1:19.607 | 55.7 | 35.988 | 79.1 | 2:46.283 | 52.68 | 32.837 | 10:21:41.990 |
| 2 - | 59.568 | 53.7 | 1:11.349 | 53.5 | 34.814 | 84.5 | 2:45.731 | 52.85 | 32.285 | 10:24:27.721 |
| 3 - | 48.155 | 58.4 | 1:08.279 | 55.1 | 33.237 | 89.9 | 2:29.671 | 58.52 | 16.225 | 10:26:57.392 |
| 4 - | 45.930 | 65.2 | 1:03.739 | 59.1 | 31.882 | 88.7 | 2:21.551 (3) | 61.88 | 8.105 | 10:29:18.943 |
| 5 - | 44.685 | 66.1 | 1:01.177 | 57.3 | 31.418 | 92.1 | 2:17.280 (2) | 63.81 | 3.834 | 10:31:36.223 |
| 6 - | 42.922 | 63.9 | 59.879 | 62.6 | 30.645 | 93.5 | 2:13.446 (1) | 65.64 | | 10:33:49.669 |

| P27 | | 36 5 | | Guy PLANTE | | | Cooper Bristol T23 | | | |
|---------------------------|---------------|--------------------------|-----------------|-------------|--------------------|-------------|---------------------|--------------|-------------|---------------------|
| IDEAL LAP TIME : 2:14.433 | | BEST LAP TIME : 2:14.433 | | | DIFFERENCE : 0.000 | | | | | |
| LAP | SECTOR 1 | SECTOR 2 | | SECTOR 3 | | LAP TIME | MPH | DIFF | TIME OF DAY | |
| 1 - | OUTLAP | 64.5 | 1:04.714 | 59.3 | 32.299 | 88.6 | 2:25.599 | 60.16 | 11.166 | 10:33:08.029 |
| 2 - | 41.820 | 71.5 | 1:02.169 | 60.2 | 30.444 | 95.5 | 2:14.433 (1) | 65.16 | | 10:35:22.462 |

| P28 | | 6 12 | | John EMERY | | | Brabham BT4 | | | |
|---------------------------|----------|--------------------------|-----------------|-------------|--------------------|-------------|---------------------|--------------|-------------|---------------------|
| IDEAL LAP TIME : 2:21.840 | | BEST LAP TIME : 2:22.485 | | | DIFFERENCE : 0.645 | | | | | |
| LAP | SECTOR 1 | SECTOR 2 | | SECTOR 3 | | LAP TIME | MPH | DIFF | TIME OF DAY | |
| 1 - | OUTLAP | 50.2 | 1:46.616 | 50.4 | 39.118 | 76.2 | 3:21.241 | 43.52 | 58.756 | 10:22:26.272 |
| 2 - | 49.139 | 60.8 | 1:08.077 | 54.6 | 34.482 | 86.9 | 2:31.698 (3) | 57.74 | 9.213 | 10:24:57.970 |
| 3 - | 48.498 | 58.1 | 1:05.802 | 52.5 | 33.789 | 91.3 | 2:28.089 (2) | 59.15 | 5.604 | 10:27:26.059 |
| 4 - | 45.098 | 61.9 | 1:04.102 | 59.5 | 33.285 | 99.7 | 2:22.485 (1) | 61.47 | | 10:29:48.544 |

| P29 | | 23 9 | | Guy PLANTE | | | Cooper T45 | | | |
|---------------------------|----------|--------------------------|----------|------------|--------------------|-------------|---------------------|--------------|-------------|---------------------|
| IDEAL LAP TIME : 2:26.057 | | BEST LAP TIME : 2:28.856 | | | DIFFERENCE : 2.799 | | | | | |
| LAP | SECTOR 1 | SECTOR 2 | | SECTOR 3 | | LAP TIME | MPH | DIFF | TIME OF DAY | |
| 1 - | OUTLAP | 59.8 | 1:12.646 | 50.9 | 36.763 | 80.7 | 2:43.530 | 53.56 | 14.674 | 10:21:24.070 |
| 2 - | 57.391 | 44.1 | 1:09.436 | 52.8 | 34.811 | 88.1 | 2:41.638 (2) | 54.19 | 12.782 | 10:24:05.708 |
| 3 - | 46.606 | 62.7 | 1:07.823 | 48.4 | 34.427 | 84.9 | 2:28.856 (1) | 58.84 | | 10:26:34.564 |

| P30 | | 82 9 | | Tony DITHERIDGE | | | Cooper T45 | | | |
|---------------------------|----------|-----------------|-----------------|-----------------|---------------|-------------|------------|-------|-------------|--------------|
| IDEAL LAP TIME : 2:55.857 | | BEST LAP TIME : | | | DIFFERENCE : | | | | | |
| LAP | SECTOR 1 | SECTOR 2 | | SECTOR 3 | | LAP TIME | MPH | DIFF | TIME OF DAY | |
| 1 - | OUTLAP | 55.1 | 1:21.840 | 45.8 | IN PIT | | 4:09.329 P | 35.13 | | 10:23:07.462 |
| 2 - | OUTLAP | 60.1 | 1:17.106 | 47.1 | 43.231 | 62.4 | 2:53.367 | 50.52 | | 10:26:00.829 |

Historic Grand Prix Cars Association

QUALIFYING - RACE 10 - BEST SECTORS

| SECTOR 1 | | | SECTOR 2 | | | SECTOR 3 | | | IDEAL / BEST COMPARISON | | | | | | |
|----------|----|------------|----------|----|------------|----------|----|------------|-------------------------|-----|----|------------|--------------------|-----------------|-------|
| POS | NO | NAME | TIME | NO | NAME | TIME | NO | NAME | TIME | POS | NO | NAME | IDEAL | BEST | DIFF |
| | | | | | | | | | | | | | PERFECT LAP | 1:44.056 | |
| 1 | 18 | WILSON | 33.567 | 18 | WILSON | 45.907 | 18 | WILSON | 24.582 | 1 | 18 | WILSON | 1:44.056 | 1:44.196 | 0.140 |
| 2 | 22 | HORSMAN | 34.025 | 22 | HORSMAN | 47.374 | 22 | HORSMAN | 24.912 | 2 | 22 | HORSMAN | 1:46.311 | 1:47.033 | 0.722 |
| 3 | 99 | SHAW | 34.596 | 43 | WILLIAMS | 48.204 | 43 | WILLIAMS | 25.192 | 3 | 43 | WILLIAMS | 1:48.156 | 1:48.156 | 0.000 |
| 4 | 43 | WILLIAMS | 34.760 | 99 | SHAW | 48.330 | 3 | CANNELL | 25.212 | 4 | 99 | SHAW | 1:49.294 | 1:49.860 | 0.566 |
| 5 | 12 | FRIEDRICHS | 35.047 | 12 | FRIEDRICHS | 48.858 | 12 | FRIEDRICHS | 25.902 | 5 | 12 | FRIEDRICHS | 1:49.807 | 1:51.249 | 1.442 |
| 6 | 11 | FAIRLEY | 35.084 | 11 | FAIRLEY | 48.974 | 34 | SPIERS | 25.965 | 6 | 11 | FAIRLEY | 1:50.157 | 1:50.995 | 0.838 |
| 7 | 38 | WILSON | 35.420 | 34 | SPIERS | 49.368 | 11 | FAIRLEY | 26.099 | 7 | 3 | CANNELL | 1:50.463 | 1:50.463 | 0.000 |
| 8 | 3 | CANNELL | 35.814 | 3 | CANNELL | 49.437 | 59 | WAINE | 26.298 | 8 | 34 | SPIERS | 1:52.022 | 1:52.630 | 0.608 |
| 9 | 59 | WAINE | 35.829 | 38 | WILSON | 50.714 | 99 | SHAW | 26.368 | 9 | 38 | WILSON | 1:53.064 | 1:55.408 | 2.344 |
| 10 | 51 | JOLLEY | 35.968 | 51 | JOLLEY | 50.748 | 51 | JOLLEY | 26.451 | 10 | 51 | JOLLEY | 1:53.167 | 1:53.185 | 0.018 |
| 11 | 34 | SPIERS | 36.689 | 2 | JOLLEY | 51.398 | 38 | WILSON | 26.930 | 11 | 59 | WAINE | 1:54.123 | 1:54.700 | 0.577 |
| 12 | 17 | BAILLIE | 36.907 | 59 | WAINE | 51.996 | 32 | HARTOGS | 27.131 | 12 | 32 | HARTOGS | 1:56.702 | 1:57.785 | 1.083 |
| 13 | 32 | HARTOGS | 37.146 | 32 | HARTOGS | 52.425 | 2 | JOLLEY | 27.559 | 13 | 2 | JOLLEY | 1:57.921 | 1:58.894 | 0.973 |
| 14 | 5 | SMITH | 37.435 | 9 | HELLIWELL | 53.685 | 5 | SMITH | 27.722 | 14 | 17 | BAILLIE | 1:58.788 | 2:00.532 | 1.744 |
| 15 | 9 | HELLIWELL | 37.633 | 17 | BAILLIE | 54.038 | 17 | BAILLIE | 27.843 | 15 | 5 | SMITH | 1:59.363 | 2:00.972 | 1.609 |
| 16 | 41 | SIMPSON | 38.865 | 5 | SMITH | 54.206 | 9 | HELLIWELL | 28.426 | 16 | 9 | HELLIWELL | 1:59.744 | 2:01.547 | 1.803 |
| 17 | 2 | JOLLEY | 38.964 | 41 | SIMPSON | 55.944 | 7 | TOPLISS | 28.700 | 17 | 41 | SIMPSON | 2:03.693 | 2:03.693 | 0.000 |
| 18 | 39 | GRAY | 39.042 | 60 | HANN | 56.236 | 41 | SIMPSON | 28.884 | 18 | 7 | TOPLISS | 2:04.659 | 2:05.954 | 1.295 |
| 19 | 7 | TOPLISS | 39.287 | 33 | PHILLIPS | 56.465 | 60 | HANN | 29.076 | 19 | 60 | HANN | 2:05.150 | 2:05.333 | 0.183 |
| 20 | 60 | HANN | 39.838 | 7 | TOPLISS | 56.672 | 39 | GRAY | 30.000 | 20 | 39 | GRAY | 2:05.906 | 2:06.542 | 0.636 |
| 21 | 21 | NUTHALL | 40.370 | 39 | GRAY | 56.864 | 8 | COOK | 30.372 | 21 | 33 | PHILLIPS | 2:08.118 | 2:09.484 | 1.366 |
| 22 | 8 | COOK | 40.606 | 21 | NUTHALL | 57.235 | 36 | PLANTE | 30.444 | 22 | 21 | NUTHALL | 2:08.193 | 2:11.737 | 3.544 |
| 23 | 33 | PHILLIPS | 41.074 | 8 | COOK | 57.263 | 33 | PHILLIPS | 30.579 | 23 | 8 | COOK | 2:08.241 | 2:09.849 | 1.608 |
| 24 | 36 | PLANTE | 41.820 | 19 | BANHAM | 59.879 | 21 | NUTHALL | 30.588 | 24 | 19 | BANHAM | 2:12.421 | 2:13.446 | 1.025 |
| 25 | 19 | BANHAM | 41.897 | 36 | PLANTE | 1:02.169 | 19 | BANHAM | 30.645 | 25 | 36 | PLANTE | 2:14.433 | 2:14.433 | 0.000 |
| 26 | 6 | EMERY | 44.453 | 6 | EMERY | 1:04.102 | 6 | EMERY | 33.285 | 26 | 6 | EMERY | 2:21.840 | 2:22.485 | 0.645 |
| 27 | 23 | PLANTE | 46.306 | 30 | GRIFFITHS | 1:04.856 | 23 | PLANTE | 34.427 | 27 | 23 | PLANTE | 2:26.057 | 2:28.856 | 2.799 |
| 28 | 82 | DITHERIDGE | 55.520 | 23 | PLANTE | 1:05.324 | 82 | DITHERIDGE | 43.231 | 28 | 82 | DITHERIDGE | 2:55.857 | | |
| 29 | | | | 82 | DITHERIDGE | 1:17.106 | | | | 29 | 28 | McGUIRE | | 2:01.105 | |
| 30 | | | | | | | | | | 30 | 47 | JOLLIFFE | | 2:06.320 | |
| 31 | | | | | | | | | | | | | | | |

Weather / Track : Drizzle / Damp

Results can be found at www.tsl-timing.com

Brands Hatch GP

Circuit Length = 2.4332 miles

Start: 10:18 Flag 00:00 End: 10:38

Printed - 10:45 Saturday, 10 July 2021

Historic Grand Prix Cars Association

QUALIFYING - RACE 10 - BEST SPEEDS

| POS | INTERMEDIATE 1 | | | INTERMEDIATE 2 | | | FINISH LINE | | |
|-----|----------------|------------|-------|----------------|------------|------|-------------|------------|-------|
| | NO | NAME | MPH | NO | NAME | MPH | NO | NAME | MPH |
| 1 | 22 | HORSMAN | 100.4 | 18 | WILSON | 82.7 | 22 | HORSMAN | 128.0 |
| 2 | 99 | SHAW | 95.7 | 38 | WILSON | 78.3 | 12 | FRIEDRICHS | 127.3 |
| 3 | 11 | FAIRLEY | 95.1 | 22 | HORSMAN | 78.1 | 18 | WILSON | 126.8 |
| 4 | 18 | WILSON | 93.5 | 2 | JOLLEY | 76.6 | 11 | FAIRLEY | 125.2 |
| 5 | 51 | JOLLEY | 92.1 | 11 | FAIRLEY | 75.2 | 3 | CANNELL | 121.7 |
| 6 | 43 | WILLIAMS | 91.4 | 51 | JOLLEY | 74.6 | 99 | SHAW | 121.5 |
| 7 | 12 | FRIEDRICHS | 90.4 | 12 | FRIEDRICHS | 74.4 | 34 | SPIERS | 120.6 |
| 8 | 34 | SPIERS | 89.2 | 34 | SPIERS | 73.5 | 43 | WILLIAMS | 120.2 |
| 9 | 3 | CANNELL | 87.3 | 99 | SHAW | 73.4 | 51 | JOLLEY | 116.7 |
| 10 | 59 | WAINE | 86.5 | 3 | CANNELL | 72.7 | 59 | WAINE | 116.5 |
| 11 | 38 | WILSON | 86.2 | 43 | WILLIAMS | 72.3 | 32 | HARTOGS | 114.3 |
| 12 | 17 | BAILLIE | 83.3 | 17 | BAILLIE | 72.3 | 7 | TOPLISS | 112.9 |
| 13 | 32 | HARTOGS | 82.2 | 59 | WAINE | 71.8 | 5 | SMITH | 112.7 |
| 14 | 9 | HELLIWELL | 81.3 | 60 | HANN | 71.7 | 2 | JOLLEY | 112.5 |
| 15 | 39 | GRAY | 81.3 | 5 | SMITH | 70.7 | 38 | WILSON | 111.1 |
| 16 | 2 | JOLLEY | 80.5 | 32 | HARTOGS | 69.6 | 9 | HELLIWELL | 108.4 |
| 17 | 5 | SMITH | 80.1 | 39 | GRAY | 68.1 | 17 | BAILLIE | 107.8 |
| 18 | 60 | HANN | 79.2 | 7 | TOPLISS | 67.3 | 39 | GRAY | 105.8 |
| 19 | 41 | SIMPSON | 79.1 | 9 | HELLIWELL | 67.1 | 60 | HANN | 103.5 |
| 20 | 7 | TOPLISS | 78.7 | 21 | NUTHALL | 65.7 | 41 | SIMPSON | 102.4 |
| 21 | 33 | PHILLIPS | 78.7 | 41 | SIMPSON | 64.9 | 21 | NUTHALL | 101.9 |
| 22 | 8 | COOK | 78.6 | 8 | COOK | 62.9 | 33 | PHILLIPS | 100.6 |
| 23 | 21 | NUTHALL | 76.4 | 19 | BANHAM | 62.6 | 8 | COOK | 100.6 |
| 24 | 36 | PLANTE | 71.5 | 33 | PHILLIPS | 60.4 | 6 | EMERY | 99.7 |
| 25 | 23 | PLANTE | 71.4 | 36 | PLANTE | 60.2 | 36 | PLANTE | 95.5 |
| 26 | 19 | BANHAM | 70.4 | 6 | EMERY | 59.5 | 19 | BANHAM | 93.5 |
| 27 | 6 | EMERY | 66.9 | 23 | PLANTE | 55.7 | 23 | PLANTE | 88.1 |
| 28 | 82 | DITHERIDGE | 60.1 | 30 | GRIFFITHS | 55.1 | 82 | DITHERIDGE | 62.4 |
| 29 | 30 | GRIFFITHS | 54.3 | 82 | DITHERIDGE | 50.0 | | | |
| 30 | | | | | | | | | |
| 31 | | | | | | | | | |

Weather / Track : Drizzle / Damp

Results can be found at www.tsl-timing.com

Brands Hatch GP
Circuit Length = 2.4332 miles
Start: 10:18 Flag 00:00 End: 10:38

Printed - 10:46 Saturday, 10 July 2021

Historic Grand Prix Cars Association

QUALIFYING - RACE 10 - STATISTICS

Competitors Started 31
Planned Start 2021-07-10 @ 10:20:00.000
Actual Start 2021-07-10 @ 10:18:32.140
Finish Time
Track Length 2.4332mi.
Total Laps 182
Total Distance Covered 442.8587mi.

Session Fastest Lap History

| NO | CL | NAME | LAP TIME | TIME OF DAY | LAP | VEHICLE |
|----|----|-----------------|----------|--------------|-----|-------------|
| 18 | 7b | Sam WILSON | 1:59.754 | 10:22:52.607 | 2 | Lotus 18 |
| 18 | 7b | Sam WILSON | 1:56.958 | 10:24:49.565 | 3 | Lotus 18 |
| 12 | 7b | Rudi FRIEDRICHS | 1:56.662 | 10:27:13.064 | 4 | Cooper T53 |
| 18 | 7b | Sam WILSON | 1:53.224 | 10:28:41.900 | 5 | Lotus 18 |
| 22 | 12 | Peter HORSMAN | 1:53.053 | 10:31:15.100 | 6 | Lotus 18/21 |
| 43 | 9 | Eddie WILLIAMS | 1:52.692 | 10:31:43.256 | 6 | Cooper T43 |
| 18 | 7b | Sam WILSON | 1:49.341 | 10:32:24.662 | 7 | Lotus 18 |
| 18 | 7b | Sam WILSON | 1:44.196 | 10:34:08.857 | 8 | Lotus 18 |

Flag History

| TYPE | TIME OF DAY |
|-------|--------------|
| GREEN | 10:18:32.140 |
| RED | 10:35:24.090 |

Flag Statistics

| TYPE | COUNT | TOTAL LAPS | TOTAL TIME |
|------------|-------|------------|------------|
| Green | 1 | 8 | 16:51.949 |
| Red | 1 | 0 | 2:49.332 |
| Safety Car | 0 | 0 | 0.000 |
| FCY | 0 | 0 | 0.000 |

Historic Grand Prix Cars Association

QUALIFYING - RACE 10 - STATISTICS

CLASS : 10a

2 Starters

Fastest Lap History

| NO | NAME | LAP TIME | TIME OF DAY | LAP | VEHICLE |
|----|-----------|-----------------|--------------|-----|----------|
| 99 | Mark SHAW | 2:10.153 | 10:23:05.955 | 2 | Lotus 21 |
| 99 | Mark SHAW | 2:02.310 | 10:25:08.263 | 3 | Lotus 21 |
| 99 | Mark SHAW | 2:00.820 | 10:27:09.082 | 4 | Lotus 21 |
| 99 | Mark SHAW | 1:59.158 | 10:29:08.239 | 5 | Lotus 21 |
| 99 | Mark SHAW | 1:53.854 | 10:31:02.093 | 6 | Lotus 21 |
| 99 | Mark SHAW | 1:49.860 | 10:34:46.472 | 8 | Lotus 21 |

Weather / Track : Drizzle / Damp

Results can be found at www.tsl-timing.com

Page 2 of 12

Brands Hatch GP
Circuit Length = 2.4332 miles
Start: 10:18 Flag 00:00 End: 10:38

Printed - 10:46 Saturday, 10 July 2021

Historic Grand Prix Cars Association

QUALIFYING - RACE 10 - STATISTICS

CLASS : 10b

2 Starters

Fastest Lap History

| NO | NAME | LAP TIME | TIME OF DAY | LAP | VEHICLE |
|----|-----------------|----------|--------------|-----|------------|
| 9 | Chris HELLIWELL | 2:16.313 | 10:24:17.440 | 2 | Cooper T75 |
| 9 | Chris HELLIWELL | 2:11.426 | 10:26:28.866 | 3 | Cooper T75 |
| 17 | Alan BAILLIE | 2:11.222 | 10:26:33.108 | 3 | LDS F1 |
| 9 | Chris HELLIWELL | 2:06.436 | 10:28:35.301 | 4 | Cooper T75 |
| 9 | Chris HELLIWELL | 2:01.547 | 10:30:36.848 | 5 | Cooper T75 |
| 17 | Alan BAILLIE | 2:00.532 | 10:34:46.275 | 7 | LDS F1 |

Weather / Track : Drizzle / Damp

Results can be found at www.tsl-timing.com

Page 3 of 12

Brands Hatch GP
Circuit Length = 2.4332 miles
Start: 10:18 Flag 00:00 End: 10:38

Printed - 10:46 Saturday, 10 July 2021

Historic Grand Prix Cars Association

QUALIFYING - RACE 10 - STATISTICS

CLASS : 12

5 Starters

Fastest Lap History

| NO | NAME | LAP TIME | TIME OF DAY | LAP | VEHICLE |
|----|---------------|-----------------|--------------|-----|-----------------|
| 11 | Jon FAIRLEY | 2:15.317 | 10:23:19.673 | 2 | Brabham BT11/19 |
| 22 | Peter HORSMAN | 2:09.766 | 10:23:27.675 | 2 | Lotus 18/21 |
| 22 | Peter HORSMAN | 2:01.253 | 10:25:28.928 | 3 | Lotus 18/21 |
| 22 | Peter HORSMAN | 1:57.695 | 10:27:26.622 | 4 | Lotus 18/21 |
| 22 | Peter HORSMAN | 1:55.426 | 10:29:22.049 | 5 | Lotus 18/21 |
| 22 | Peter HORSMAN | 1:53.053 | 10:31:15.100 | 6 | Lotus 18/21 |
| 22 | Peter HORSMAN | 1:49.894 | 10:33:04.995 | 7 | Lotus 18/21 |
| 22 | Peter HORSMAN | 1:47.033 | 10:34:52.027 | 8 | Lotus 18/21 |

Weather / Track : Drizzle / Damp

Results can be found at www.tsl-timing.com

Page 4 of 12

Brands Hatch GP
Circuit Length = 2.4332 miles
Start: 10:18 Flag 00:00 End: 10:38

Printed - 10:46 Saturday, 10 July 2021

Historic Grand Prix Cars Association

QUALIFYING - RACE 10 - STATISTICS

CLASS : 5

2 Starters

Fastest Lap History

| NO | NAME | LAP TIME | TIME OF DAY | LAP | VEHICLE |
|----|----------------|-----------------|--------------|-----|--------------------|
| 33 | Chris PHILLIPS | 2:25.658 | 10:24:31.173 | 2 | Cooper Bristol Mk2 |
| 33 | Chris PHILLIPS | 2:23.233 | 10:26:54.406 | 3 | Cooper Bristol Mk2 |
| 33 | Chris PHILLIPS | 2:17.092 | 10:29:11.497 | 4 | Cooper Bristol Mk2 |
| 33 | Chris PHILLIPS | 2:11.044 | 10:31:22.539 | 5 | Cooper Bristol Mk2 |
| 33 | Chris PHILLIPS | 2:09.484 | 10:33:32.024 | 6 | Cooper Bristol Mk2 |

Weather / Track : Drizzle / Damp

Results can be found at www.tsl-timing.com

Page 5 of 12

Brands Hatch GP
Circuit Length = 2.4332 miles
Start: 10:18 Flag 00:00 End: 10:38

Printed - 10:46 Saturday, 10 July 2021

Historic Grand Prix Cars Association

QUALIFYING - RACE 10 - STATISTICS

CLASS : 6

1 Starters

Fastest Lap History

| NO | NAME | LAP TIME | TIME OF DAY | LAP | VEHICLE |
|----|-------------|-----------------|--------------|-----|---------------|
| 34 | John SPIERS | 2:13.759 | 10:23:41.435 | 2 | Maserati 250F |
| 34 | John SPIERS | 2:07.591 | 10:25:49.021 | 3 | Maserati 250F |
| 34 | John SPIERS | 2:02.306 | 10:27:51.324 | 4 | Maserati 250F |
| 34 | John SPIERS | 1:57.627 | 10:29:48.950 | 5 | Maserati 250F |
| 34 | John SPIERS | 1:54.766 | 10:31:43.718 | 6 | Maserati 250F |
| 34 | John SPIERS | 1:52.630 | 10:33:36.343 | 7 | Maserati 250F |

Weather / Track : Drizzle / Damp

Results can be found at www.tsl-timing.com

Page 6 of 12

Brands Hatch GP
Circuit Length = 2.4332 miles
Start: 10:18 Flag 00:00 End: 10:38

Printed - 10:46 Saturday, 10 July 2021

Historic Grand Prix Cars Association

QUALIFYING - RACE 10 - STATISTICS

CLASS : 7a

3 Starters

Fastest Lap History

| NO | NAME | LAP TIME | TIME OF DAY | LAP | VEHICLE |
|----|----------------|----------|--------------|-----|------------------|
| 5 | Tony SMITH | 2:16.707 | 10:23:45.281 | 2 | Ferrari 246 Dino |
| 38 | Richard WILSON | 2:15.128 | 10:24:18.468 | 2 | Ferrari 246 Dino |
| 5 | Tony SMITH | 2:08.075 | 10:25:53.357 | 3 | Ferrari 246 Dino |
| 5 | Tony SMITH | 2:04.369 | 10:27:57.730 | 4 | Ferrari 246 Dino |
| 38 | Richard WILSON | 2:04.154 | 10:28:33.178 | 4 | Ferrari 246 Dino |
| 5 | Tony SMITH | 2:02.301 | 10:30:00.025 | 5 | Ferrari 246 Dino |
| 38 | Richard WILSON | 1:58.909 | 10:30:32.086 | 5 | Ferrari 246 Dino |
| 38 | Richard WILSON | 1:55.408 | 10:32:27.496 | 6 | Ferrari 246 Dino |

Weather / Track : Drizzle / Damp

Results can be found at www.tsl-timing.com

Page 7 of 12

Brands Hatch GP
Circuit Length = 2.4332 miles
Start: 10:18 Flag 00:00 End: 10:38
Printed - 10:46 Saturday, 10 July 2021

Historic Grand Prix Cars Association

QUALIFYING - RACE 10 - STATISTICS

CLASS : 7b

3 Starters

Fastest Lap History

| NO | NAME | LAP TIME | TIME OF DAY | LAP | VEHICLE |
|----|-----------------|----------|--------------|-----|------------|
| 18 | Sam WILSON | 1:59.754 | 10:22:52.607 | 2 | Lotus 18 |
| 18 | Sam WILSON | 1:56.958 | 10:24:49.565 | 3 | Lotus 18 |
| 12 | Rudi FRIEDRICHS | 1:56.662 | 10:27:13.064 | 4 | Cooper T53 |
| 18 | Sam WILSON | 1:53.224 | 10:28:41.900 | 5 | Lotus 18 |
| 18 | Sam WILSON | 1:49.341 | 10:32:24.662 | 7 | Lotus 18 |
| 18 | Sam WILSON | 1:44.196 | 10:34:08.857 | 8 | Lotus 18 |

Weather / Track : Drizzle / Damp

Results can be found at www.tsl-timing.com

Page 8 of 12

Brands Hatch GP
Circuit Length = 2.4332 miles
Start: 10:18 Flag 00:00 End: 10:38

Printed - 10:46 Saturday, 10 July 2021

Historic Grand Prix Cars Association

QUALIFYING - RACE 10 - STATISTICS

CLASS : 7c

4 Starters

Fastest Lap History

| NO | NAME | LAP TIME | TIME OF DAY | LAP | VEHICLE |
|----|--------------|-----------------|--------------|-----|------------|
| 39 | Cliff GRAY | 2:24.507 | 10:23:47.643 | 2 | Cooper T43 |
| 41 | Alex SIMPSON | 2:20.939 | 10:23:52.389 | 2 | Cooper T41 |
| 39 | Cliff GRAY | 2:16.322 | 10:26:03.964 | 3 | Cooper T43 |
| 41 | Alex SIMPSON | 2:13.952 | 10:26:06.341 | 3 | Cooper T41 |
| 41 | Alex SIMPSON | 2:12.833 | 10:28:19.173 | 4 | Cooper T41 |
| 41 | Alex SIMPSON | 2:10.113 | 10:30:29.286 | 5 | Cooper T41 |
| 60 | Elliott HANN | 2:09.557 | 10:31:04.248 | 5 | Cooper T41 |
| 41 | Alex SIMPSON | 2:08.394 | 10:32:37.681 | 6 | Cooper T41 |
| 39 | Cliff GRAY | 2:08.380 | 10:32:40.077 | 6 | Cooper T43 |
| 60 | Elliott HANN | 2:05.333 | 10:33:09.581 | 6 | Cooper T41 |
| 41 | Alex SIMPSON | 2:03.693 | 10:34:41.374 | 7 | Cooper T41 |

Weather / Track : Drizzle / Damp

Results can be found at www.tsl-timing.com

Page 9 of 12

Brands Hatch GP
Circuit Length = 2.4332 miles
Start: 10:18 Flag 00:00 End: 10:38
Printed - 10:46 Saturday, 10 July 2021

Historic Grand Prix Cars Association
QUALIFYING - RACE 10 - STATISTICS

CLASS : 8

3 Starters

Fastest Lap History

| NO | NAME | LAP TIME | TIME OF DAY | LAP | VEHICLE |
|----|------------|-----------------|--------------|-----|---------------------|
| 2 | Rod JOLLEY | 2:06.778 | 10:23:05.473 | 2 | Lister Jaguar Monza |
| 2 | Rod JOLLEY | 1:58.894 | 10:25:04.370 | 3 | Lister Jaguar Monza |

Weather / Track : Drizzle / Damp

Results can be found at www.tsl-timing.com

Page 10 of 12

Brands Hatch GP
Circuit Length = 2.4332 miles
Start: 10:18 Flag 00:00 End: 10:38

Printed - 10:46 Saturday, 10 July 2021

Historic Grand Prix Cars Association

QUALIFYING - RACE 10 - STATISTICS

CLASS : 9

5 Starters

Fastest Lap History

| NO | NAME | LAP TIME | TIME OF DAY | LAP | VEHICLE |
|----|----------------|-----------------|--------------|-----|------------|
| 43 | Eddie WILLIAMS | 2:11.425 | 10:23:52.749 | 2 | Cooper T43 |
| 43 | Eddie WILLIAMS | 2:02.892 | 10:25:55.640 | 3 | Cooper T43 |
| 43 | Eddie WILLIAMS | 1:59.174 | 10:27:54.813 | 4 | Cooper T43 |
| 43 | Eddie WILLIAMS | 1:55.751 | 10:29:50.565 | 5 | Cooper T43 |
| 43 | Eddie WILLIAMS | 1:52.692 | 10:31:43.256 | 6 | Cooper T43 |
| 43 | Eddie WILLIAMS | 1:50.065 | 10:33:33.320 | 7 | Cooper T43 |
| 43 | Eddie WILLIAMS | 1:48.156 | 10:35:21.476 | 8 | Cooper T43 |

Weather / Track : Drizzle / Damp

Results can be found at www.tsl-timing.com

Page 11 of 12

Brands Hatch GP
Circuit Length = 2.4332 miles
Start: 10:18 Flag 00:00 End: 10:38

Printed - 10:46 Saturday, 10 July 2021

Historic Grand Prix Cars Association

QUALIFYING - RACE 10 - STATISTICS

CLASS : INV

1 Starters

Fastest Lap History

| NO | NAME | LAP TIME | TIME OF DAY | LAP | VEHICLE |
|----|-------------|-----------------|--------------|-----|--------------------|
| 21 | Ian NUTHALL | 2:25.597 | 10:24:32.235 | 2 | Cooper Bristol Mk2 |
| 21 | Ian NUTHALL | 2:22.866 | 10:26:55.100 | 3 | Cooper Bristol Mk2 |
| 21 | Ian NUTHALL | 2:14.841 | 10:29:09.940 | 4 | Cooper Bristol Mk2 |
| 21 | Ian NUTHALL | 2:11.737 | 10:31:21.676 | 5 | Cooper Bristol Mk2 |

Weather / Track : Drizzle / Damp

Results can be found at www.tsl-timing.com

Page 12 of 12

Brands Hatch GP
Circuit Length = 2.4332 miles
Start: 10:18 Flag 00:00 End: 10:38

Printed - 10:46 Saturday, 10 July 2021

| | |
|-----------|-------------|
| Sheet No: | Issue Time: |
|-----------|-------------|



**Historic Grand Prix Cars Association
RACE 10 - GRID (20 minutes)**

| | | | | |
|-------------|----|--------------------------------------|----|---------------------------------------|
| ROW 7 | 13 | 2:14.433 36 Guy PLANTE | 14 | 2:13.446 30 Miles GRIFFITHS |
| ROW 6 | 11 | 2:11.737 21 Ian NUTHALL | 12 | 2:09.849 19 Stephen BANHAM |
| ROW 5 | 9 | 2:09.484 33 Chris PHILLIPS | 10 | 2:06.542 8 Malcolm COOK |
| ROW 4 | 7 | 2:05.333 60 Elliott HANN | 8 | 2:03.693 39 Cliff GRAY |
| ROW 3 | 5 | 2:01.105 28 Eddie MCGUIRE | 6 | 2:00.972 41 Alex SIMPSON |
| ROW 2 | 3 | 1:58.894 2 Rod JOLLEY | 4 | 1:55.408 5 Tony SMITH |
| ROW 1 | 1 | 1:52.630 34 John SPIERS | 2 | 38 Richard WILSON |
| Pole | | | | |
| | | | | |

These results are provisional until the conclusion of any judicial and technical matters.

Brands Hatch GP
Circuit Length = 2.4332 miles

| | | |
|----------------------------------|------------|--------------------------|
| Clerk Of Course : John Hopkinson | Stewards : | Timekeeper : Nick Palmer |
|----------------------------------|------------|--------------------------|

Sheet No:

Issue Time:



Historic Grand Prix Cars Association RACE 15 - GRID (20 minutes)

ROW 10

19 **66** Sid HOOLE18 **14** Richard WILSON

ROW 9

17 **82** Tony DITHERIDGE

2:28.856

16 **23** Guy PLANTE

ROW 8

2:22.485

15 **6** John EMERY

2:06.320

14 **47** Brian JOLLIFFE

ROW 7

2:05.954

13 **7** Nick TOPLISS

2:01.547

12 **9** Chris HELLIWELL

ROW 6

2:00.532

11 **17** Alan BAILLIE

1:57.785

10 **32** Bernardo HARTOGS

ROW 5

1:54.700

9 **59** Paul WAINE

1:53.185

8 **51** Rod JOLLEY

ROW 4

1:51.249

7 **12** Rudi FRIEDRICH

1:50.995

6 **11** Jon FAIRLEY

ROW 3

1:50.463

5 **3** Barry CANNELL

1:49.860

4 **99** Mark SHAW

ROW 2

1:48.156

3 **43** Eddie WILLIAMS

1:47.033

2 **22** Peter HORSMAN

ROW 1

1:44.196

1 **18** Sam WILSON**Pole**

These results are provisional until the conclusion of any judicial and technical matters.

Brands Hatch GP
Circuit Length = 2.4332 miles

Clerk Of Course : John Hopkinson

Stewards :

Timekeeper : Nick Palmer

Sheet No:

Issue Time:



Historic Grand Prix Cars Association RACE 10 - CLASSIFICATION

| POS | NO | CL | PIC NAME | ENTRY | LAPS | TIME | GAP | DIFF | MPH | BEST | ON |
|-----|----|-----|------------------|---------------------|------|-----------|----------|----------|-------|----------|----|
| 1 | 34 | 6 | 1 John SPIERS | Maserati 250F | 10 | 18:45.296 | | | 77.84 | 1:50.306 | 4 |
| 2 | 2 | 8 | 1 Rod JOLLEY | Lister Jaguar Monza | 10 | 18:50.169 | 4.873 | 4.873 | 77.50 | 1:51.075 | 10 |
| 3 | 28 | 8 | 2 Eddie McGUIRE | Scarab | 10 | 19:17.971 | 32.675 | 27.802 | 75.64 | 1:52.196 | 9 |
| 4 | 60 | 7c | 1 Elliott HANN | Cooper T41 | 10 | 19:48.399 | 1:03.103 | 30.428 | 73.71 | 1:56.635 | 8 |
| 5 | 39 | 7c | 2 Cliff GRAY | Cooper T43 | 10 | 20:31.057 | 1:45.761 | 42.658 | 71.15 | 2:01.037 | 10 |
| 6 | 41 | 7c | 3 Alex SIMPSON | Cooper T41 | 10 | 20:31.383 | 1:46.087 | 0.326 | 71.13 | 2:00.435 | 10 |
| 7 | 21 | INV | 1 Ian NUTHALL | Cooper Bristol Mk2 | 10 | 20:32.626 | 1:47.330 | 1.243 | 71.06 | 1:59.206 | 6 |
| 8 | 33 | 5 | 1 Chris PHILLIPS | Cooper Bristol Mk2 | 10 | 20:33.252 | 1:47.956 | 0.626 | 71.03 | 1:59.915 | 6 |
| 9 | 36 | 5 | 2 Guy PLANTE | Cooper Bristol T23 | 9 | 18:51.958 | 1 Lap | 1 Lap | 69.64 | 2:02.300 | 8 |
| 10 | 19 | 7c | 4 Stephen BANHAM | Cooper T45 | 9 | 20:20.316 | 1 Lap | 1:28.358 | 64.60 | 2:06.489 | 7 |

NOT CLASSIFIED

| | | | | | | | | | | | |
|-----|----|----|-----------------|--------------------|---|-----------|--------|--------|-------|----------|---|
| DNF | 5 | 7a | Tony SMITH | Ferrari 246 Dino | 9 | 17:23.641 | 1 Lap | | 75.54 | 1:52.555 | 9 |
| DNF | 8 | 7a | Malcolm COOK | Connaught C Type | 6 | 12:19.855 | 4 Laps | 3 Laps | 71.03 | 1:58.495 | 6 |
| DNF | 30 | 8 | Miles GRIFFITHS | Scarab Offenhauser | 2 | 3:52.162 | 8 Laps | 4 Laps | 75.46 | 1:49.837 | 2 |

FASTEST LAP

| | | | | | | | | | | | |
|--|----|-----|-----------------|--------------------|---|----------|--|-----------|--|------------|--|
| | 30 | 8 | Miles GRIFFITHS | Scarab Offenhauser | 2 | 1:49.837 | | 79.75 mph | | 128.35 kph | |
| | 34 | 6 | John SPIERS | Maserati 250F | 4 | 1:50.306 | | 79.41 mph | | 127.80 kph | |
| | 5 | 7a | Tony SMITH | Ferrari 246 Dino | 9 | 1:52.555 | | 77.82 mph | | 125.25 kph | |
| | 60 | 7c | Elliott HANN | Cooper T41 | 8 | 1:56.635 | | 75.10 mph | | 120.86 kph | |
| | 21 | INV | Ian NUTHALL | Cooper Bristol Mk2 | 6 | 1:59.206 | | 73.48 mph | | 118.26 kph | |
| | 33 | 5 | Chris PHILLIPS | Cooper Bristol Mk2 | 6 | 1:59.915 | | 73.05 mph | | 117.56 kph | |

Weather / Track : Cloudy / Drying

These results are provisional until the conclusion of any judicial and technical matters.

 Brands Hatch GP: 2.4332 miles
 Race Distance: 10 Laps / 24.33 miles
 Start: 15:57 Flag 16:15 End: 16:18

| | | |
|----------------------------------|------------|--------------------------|
| Clerk Of Course : John Hopkinson | Stewards : | Timekeeper : Nick Palmer |
|----------------------------------|------------|--------------------------|

Historic Grand Prix Cars Association

RACE 10 - LAP CHART

| LAP 1 @ 15:59:05.764 | | | LAP 2 @ 16:00:57.057 | | | LAP 3 @ 16:02:52.525 | | | LAP 4 @ 16:04:42.831 | | | LAP 5 @ 16:06:33.441 | | |
|----------------------|--------|----------|----------------------|--------|----------|----------------------|----------|----------|----------------------|----------|----------|----------------------|----------|----------|
| NO | BEHIND | LAP TIME | NO | BEHIND | LAP TIME | NO | BEHIND | LAP TIME | NO | BEHIND | LAP TIME | NO | BEHIND | LAP TIME |
| 2 | | 2:00.869 | 30 | | 1:49.837 | 34 | | 1:52.837 | 34 | | 1:50.306 | 34 | | 1:50.610 |
| 34 | 0.271 | 2:01.140 | 34 | 2.631 | 1:53.653 | 2 | 0.778 | 1:52.737 | 2 | 2.942 | 1:52.470 | 2 | 3.571 | 1:51.239 |
| 30 | 1.456 | 2:02.325 | 2 | 3.509 | 1:54.802 | 28 | 9.674 | 1:57.449 | 28 | 16.992 | 1:57.624 | 5 | 23.503 | 1:54.293 |
| 28 | 2.871 | 2:03.740 | 28 | 7.693 | 1:56.115 | 5 | 16.148 | 1:55.620 | 5 | 19.820 | 1:53.978 | 28 | 23.694 | 1:57.312 |
| 60 | 8.034 | 2:08.903 | 60 | 15.040 | 1:58.299 | 60 | 18.439 | 1:58.867 | 60 | 25.751 | 1:57.618 | 60 | 32.482 | 1:57.341 |
| 5 | 9.641 | 2:10.510 | 5 | 15.996 | 1:57.648 | 39 | 30.805 | 2:04.067 | 39 | 43.172 | 2:02.673 | 8 | 52.814 | 1:59.454 |
| 39 | 9.770 | 2:10.639 | 39 | 22.206 | 2:03.729 | 41 | 31.399 | 2:04.344 | 8 | 43.970 | 2:00.923 | 39 | 55.287 | 2:02.725 |
| 41 | 10.755 | 2:11.624 | 41 | 22.523 | 2:03.061 | 8 | 33.353 | 1:58.741 | 41 | 45.672 | 2:04.579 | 41 | 55.923 | 2:00.861 |
| 8 | 15.358 | 2:16.227 | 33 | 30.051 | 2:05.312 | 21 | 37.883 | 2:02.723 | 21 | 49.354 | 2:01.777 | 21 | 58.971 | 2:00.227 |
| 36 | 15.552 | 2:16.421 | 8 | 30.080 | 2:06.015 | 33 | 38.502 | 2:03.919 | 33 | 50.306 | 2:02.110 | 33 | 59.977 | 2:00.281 |
| 33 | 16.032 | 2:16.901 | 21 | 30.628 | 2:05.347 | 36 | 42.737 | 2:05.508 | 36 | 57.325 | 2:04.894 | 36 | 1:12.019 | 2:05.304 |
| 21 | 16.574 | 2:17.443 | 36 | 32.697 | 2:08.438 | 19 | 1:01.253 | 2:12.577 | 19 | 1:21.661 | 2:10.714 | 19 | 1:39.677 | 2:08.626 |
| 19 | 22.374 | 2:23.243 | 19 | 44.144 | 2:13.063 | | | | | | | | | |

Weather / Track : Cloudy / Drying

Results can be found at www.tsl-timing.com

Page 1 of 2

Brands Hatch GP
Circuit Length = 2.4332 miles
Start: 15:57 Flag 16:15 End: 16:18

Printed - 16:19 Saturday, 10 July 2021

Historic Grand Prix Cars Association

RACE 10 - LAP CHART

| LAP 6 @ 16:08:24.031 | | | LAP 7 @ 16:10:15.427 | | | LAP 8 @ 16:12:06.661 | | | LAP 9 @ 16:13:58.205 | | | LAP 10 @ 16:15:50.191 | | |
|----------------------|----------|----------|----------------------|----------|----------|----------------------|----------|----------|----------------------|----------|----------|-----------------------|----------|----------|
| NO | BEHIND | LAP TIME | NO | BEHIND | LAP TIME | NO | BEHIND | LAP TIME | NO | BEHIND | LAP TIME | NO | BEHIND | LAP TIME |
| 34 | | 1:50.590 | 34 | | 1:51.396 | 34 | | 1:51.234 | 34 | | 1:51.544 | 34 | | 1:51.986 |
| 2 | 4.393 | 1:51.412 | 2 | 5.755 | 1:52.758 | 2 | 5.845 | 1:51.324 | 2 | 5.784 | 1:51.483 | 2 | 4.873 | 1:51.075 |
| 5 | 25.870 | 1:52.957 | 19 | 1 Lap | 2:10.411 | 19 | 1 Lap | 2:06.489 | 5 | 30.331 | 1:52.555 | 36 | 1 Lap | 2:02.449 |
| 28 | 28.245 | 1:55.141 | 5 | 27.656 | 1:53.182 | 5 | 29.320 | 1:52.898 | 28 | 30.984 | 1:52.196 | 28 | 32.675 | 1:53.677 |
| 60 | 39.214 | 1:57.322 | 28 | 29.325 | 1:52.476 | 28 | 30.332 | 1:52.241 | 60 | 55.111 | 1:56.783 | 60 | 1:03.103 | 1:59.978 |
| 8 | 1:00.719 | 1:58.495 | 60 | 44.471 | 1:56.653 | 60 | 49.872 | 1:56.635 | 19 | 1 Lap | 2:44.055 | 19 | 1 Lap | 2:11.138 |
| 39 | 1:06.453 | 2:01.756 | 39 | 1:16.106 | 2:01.049 | 39 | 1:26.977 | 2:02.105 | 39 | 1:36.710 | 2:01.277 | 39 | 1:45.761 | 2:01.037 |
| 41 | 1:07.013 | 2:01.680 | 41 | 1:16.563 | 2:00.946 | 41 | 1:27.552 | 2:02.223 | 41 | 1:37.638 | 2:01.630 | 41 | 1:46.087 | 2:00.435 |
| 21 | 1:07.587 | 1:59.206 | 21 | 1:16.938 | 2:00.747 | 21 | 1:28.312 | 2:02.608 | 21 | 1:37.940 | 2:01.172 | 21 | 1:47.330 | 2:01.376 |
| 33 | 1:09.302 | 1:59.915 | 33 | 1:17.942 | 2:00.036 | 33 | 1:29.298 | 2:02.590 | 33 | 1:38.539 | 2:00.785 | 33 | 1:47.956 | 2:01.403 |
| 36 | 1:24.468 | 2:03.039 | 36 | 1:36.677 | 2:03.605 | 36 | 1:47.743 | 2:02.300 | | | | | | |

Weather / Track : Cloudy / Drying

Results can be found at www.tsl-timing.com

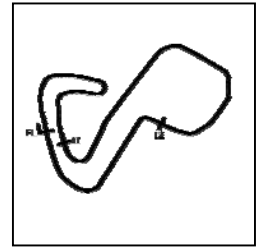
Page 2 of 2

Brands Hatch GP
 Circuit Length = 2.4332 miles
 Start: 15:57 Flag 16:15 End: 16:18

Printed - 16:19 Saturday, 10 July 2021

Historic Grand Prix Cars Association

RACE 10 - SECTOR ANALYSIS



SECTOR 1 = FL to I1, SECTOR 2 = I1 to I2, SECTOR 3 = I2 to FL, DIFF = Difference To Personal Best Lap, P = Crossed Finish Line in Pit Lane, D = Time Disallowed

| P1 34 6 | | John SPIERS | | | | | Maserati 250F | | | |
|---------------------------|---------------|--------------------------|---------------|-------------|---------------|--------------|---------------------|--------------|-------------|---------------------|
| IDEAL LAP TIME : 1:50.001 | | BEST LAP TIME : 1:50.306 | | | | | DIFFERENCE : 0.305 | | | |
| LAP | SECTOR 1 | SECTOR 2 | | SECTOR 3 | | LAP TIME | MPH | DIFF | TIME OF DAY | |
| 1 - | | 81.0 | 51.880 | 73.0 | 26.795 | 118.3 | 2:01.140 | 72.31 | 10.834 | 15:59:06.035 |
| 2 - | 36.890 | 87.4 | 50.376 | 73.3 | 26.387 | 119.8 | 1:53.653 | 77.07 | 3.347 | 16:00:59.688 |
| 3 - | 35.609 | 91.5 | 50.602 | 74.8 | 26.626 | 118.7 | 1:52.837 | 77.63 | 2.531 | 16:02:52.525 |
| 4 - | 34.997 | 90.9 | 49.235 | 74.0 | 26.074 | 119.8 | 1:50.306 (1) | 79.41 | | 16:04:42.831 |
| 5 - | 35.378 | 93.5 | 49.190 | 71.8 | 26.042 | 119.4 | 1:50.610 (3) | 79.19 | 0.304 | 16:06:33.441 |
| 6 - | 35.217 | 89.5 | 49.424 | 72.4 | 25.949 | 119.4 | 1:50.590 (2) | 79.21 | 0.284 | 16:08:24.031 |
| 7 - | 34.862 | 95.4 | 50.032 | 74.9 | 26.502 | 118.9 | 1:51.396 | 78.63 | 1.090 | 16:10:15.427 |
| 8 - | 35.358 | 87.9 | 49.793 | 70.5 | 26.083 | 119.6 | 1:51.234 | 78.75 | 0.928 | 16:12:06.661 |
| 9 - | 35.713 | 91.5 | 49.504 | 73.4 | 26.327 | 119.4 | 1:51.544 | 78.53 | 1.238 | 16:13:58.205 |
| 10 - | 35.298 | 91.8 | 49.775 | 74.4 | 26.913 | 117.5 | 1:51.986 | 78.22 | 1.680 | 16:15:50.191 |

| P2 2 8 | | Rod JOLLEY | | | | | Lister Jaguar Monza | | | |
|---------------------------|---------------|--------------------------|---------------|-------------|---------------|---------------------|---------------------|-------|-------------|---------------------|
| IDEAL LAP TIME : 1:50.723 | | BEST LAP TIME : 1:51.075 | | | | | DIFFERENCE : 0.352 | | | |
| LAP | SECTOR 1 | SECTOR 2 | | SECTOR 3 | | LAP TIME | MPH | DIFF | TIME OF DAY | |
| 1 - | | 87.1 | 51.829 | 75.0 | 26.934 | 116.3 | 2:00.869 | 72.47 | 9.794 | 15:59:05.764 |
| 2 - | 35.971 | 85.1 | 51.163 | 77.3 | 27.668 | 117.3 | 1:54.802 | 76.30 | 3.727 | 16:01:00.566 |
| 3 - | 35.761 | 89.1 | 51.225 | 74.3 | 25.751 | 124.0 | 1:52.737 | 77.70 | 1.662 | 16:02:53.303 |
| 4 - | 35.446 | 88.6 | 50.932 | 74.3 | 26.092 | 120.6 | 1:52.470 | 77.88 | 1.395 | 16:04:45.773 |
| 5 - | 35.121 | 92.4 | 50.323 | 73.6 | 25.795 | 121.3 | 1:51.239 (2) | 78.74 | 0.164 | 16:06:37.012 |
| 6 - | 35.038 | 90.9 | 50.135 | 75.1 | 26.239 | 115.3 | 1:51.412 | 78.62 | 0.337 | 16:08:28.424 |
| 7 - | 34.851 | 90.4 | 51.168 | 69.5 | 26.739 | 120.2 | 1:52.758 | 77.68 | 1.683 | 16:10:21.182 |
| 8 - | 34.837 | 90.1 | 50.540 | 71.5 | 25.947 | 121.7 | 1:51.324 (3) | 78.68 | 0.249 | 16:12:12.506 |
| 9 - | 35.008 | 94.7 | 50.360 | 74.5 | 26.115 | 121.7 | 1:51.483 | 78.57 | 0.408 | 16:14:03.989 |
| 10 - | | | 72.3 | 26.279 | 118.3 | 1:51.075 (1) | 78.86 | | | 16:15:55.064 |

| P3 28 8 | | Eddie McGUIRE | | | | | Scarab | | | |
|---------------------------|---------------|--------------------------|---------------|-------------|---------------|--------------|---------------------|--------------|-------------|---------------------|
| IDEAL LAP TIME : 1:51.733 | | BEST LAP TIME : 1:52.196 | | | | | DIFFERENCE : 0.463 | | | |
| LAP | SECTOR 1 | SECTOR 2 | | SECTOR 3 | | LAP TIME | MPH | DIFF | TIME OF DAY | |
| 1 - | | 88.6 | 52.772 | 66.5 | 27.806 | 118.9 | 2:03.740 | 70.79 | 11.544 | 15:59:08.635 |
| 2 - | 36.189 | 89.8 | 52.501 | 69.8 | 27.425 | 116.9 | 1:56.115 | 75.44 | 3.919 | 16:01:04.750 |
| 3 - | 36.525 | 91.4 | 52.626 | 67.5 | 28.298 | 117.9 | 1:57.449 | 74.58 | 5.253 | 16:03:02.199 |
| 4 - | 36.736 | 88.6 | 53.122 | 65.2 | 27.766 | 117.1 | 1:57.624 | 74.47 | 5.428 | 16:04:59.823 |
| 5 - | 37.281 | 90.0 | 52.471 | 66.9 | 27.560 | 116.3 | 1:57.312 | 74.67 | 5.116 | 16:06:57.135 |
| 6 - | 36.634 | 88.7 | 51.837 | 70.2 | 26.670 | 121.7 | 1:55.141 | 76.07 | 2.945 | 16:08:52.276 |
| 7 - | 35.604 | 91.4 | 50.463 | 69.5 | 26.409 | 121.5 | 1:52.476 (3) | 77.88 | 0.280 | 16:10:44.752 |
| 8 - | 35.534 | 94.7 | 50.612 | 71.6 | 26.095 | 122.2 | 1:52.241 (2) | 78.04 | 0.045 | 16:12:36.993 |
| 9 - | 35.311 | 94.3 | 50.628 | 72.9 | 26.257 | 121.5 | 1:52.196 (1) | 78.07 | | 16:14:29.189 |
| 10 - | 35.175 | 88.8 | 52.110 | 69.4 | 26.392 | 120.4 | 1:53.677 | 77.05 | 1.481 | 16:16:22.866 |

| P4 60 7c | | Elliott HANN | | | | | Cooper T41 | | | |
|---------------------------|---------------|--------------------------|---------------|-------------|---------------|--------------|---------------------|--------------|-------------|---------------------|
| IDEAL LAP TIME : 1:56.078 | | BEST LAP TIME : 1:56.635 | | | | | DIFFERENCE : 0.557 | | | |
| LAP | SECTOR 1 | SECTOR 2 | | SECTOR 3 | | LAP TIME | MPH | DIFF | TIME OF DAY | |
| 1 - | | 76.1 | 55.132 | 74.9 | 27.650 | 106.5 | 2:08.903 | 67.95 | 12.268 | 15:59:13.798 |
| 2 - | 36.113 | 81.7 | 54.288 | 71.9 | 27.898 | 106.0 | 1:58.299 | 74.04 | 1.664 | 16:01:12.097 |
| 3 - | 37.454 | 84.9 | 54.050 | 76.5 | 27.363 | 107.5 | 1:58.867 | 73.69 | 2.232 | 16:03:10.964 |
| 4 - | 36.646 | 83.7 | 53.257 | 76.6 | 27.715 | 106.5 | 1:57.618 | 74.47 | 0.983 | 16:05:08.582 |
| 5 - | 36.409 | 84.3 | 53.542 | 77.2 | 27.390 | 106.3 | 1:57.341 | 74.65 | 0.706 | 16:07:05.923 |
| 6 - | 36.205 | 83.6 | 53.437 | 74.9 | 27.680 | 106.3 | 1:57.322 | 74.66 | 0.687 | 16:09:03.245 |
| 7 - | 36.274 | 83.3 | 52.907 | 77.3 | 27.472 | 105.5 | 1:56.653 (2) | 75.09 | 0.018 | 16:10:59.898 |
| 8 - | 36.590 | 83.4 | 52.664 | 76.4 | 27.381 | 106.5 | 1:56.635 (1) | 75.10 | | 16:12:56.533 |
| 9 - | 36.697 | 82.5 | 52.785 | 79.1 | 27.301 | 106.8 | 1:56.783 (3) | 75.00 | 0.148 | 16:14:53.316 |
| 10 - | 36.633 | 81.7 | 54.652 | 73.8 | 28.693 | 100.7 | 1:59.978 | 73.01 | 3.343 | 16:16:53.294 |

Weather / Track : Cloudy / Drying

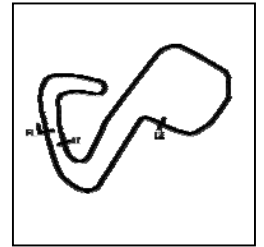
Brands Hatch GP

Circuit Length = 2.4332 miles

Start: 15:57 Flag 16:15 End: 16:18

Historic Grand Prix Cars Association

RACE 10 - SECTOR ANALYSIS



SECTOR 1 = FL to I1, SECTOR 2 = I1 to I2, SECTOR 3 = I2 to FL, DIFF = Difference To Personal Best Lap, P = Crossed Finish Line in Pit Lane, D = Time Disallowed

| P5 39 7c | | Cliff GRAY | | Cooper T43 | | | | | | |
|---------------------------|---------------|--------------------------|---------------|--------------------|---------------|--------------|---------------------|--------------|-------|---------------------|
| IDEAL LAP TIME : 2:00.700 | | BEST LAP TIME : 2:01.037 | | DIFFERENCE : 0.337 | | | | | | |
| LAP | SECTOR 1 | SECTOR 2 | SECTOR 3 | LAP TIME | MPH | DIFF | TIME OF DAY | | | |
| 1 - | | 84.6 | 56.673 | 72.8 | 28.427 | 108.0 | 2:10.639 | 67.05 | 9.602 | 15:59:15.534 |
| 2 - | 38.112 | 82.9 | 56.851 | 69.0 | 28.766 | 108.0 | 2:03.729 | 70.79 | 2.692 | 16:01:19.263 |
| 3 - | 38.273 | 81.7 | 57.093 | 70.3 | 28.701 | 107.5 | 2:04.067 | 70.60 | 3.030 | 16:03:23.330 |
| 4 - | 38.104 | 80.9 | 56.122 | 68.0 | 28.447 | 107.7 | 2:02.673 | 71.40 | 1.636 | 16:05:26.003 |
| 5 - | 38.109 | 81.2 | 56.156 | 68.5 | 28.460 | 108.9 | 2:02.725 | 71.37 | 1.688 | 16:07:28.728 |
| 6 - | 37.898 | 83.4 | 55.461 | 69.6 | 28.397 | 108.4 | 2:01.756 | 71.94 | 0.719 | 16:09:30.484 |
| 7 - | 37.427 | 81.2 | 54.967 | 69.9 | 28.655 | 107.5 | 2:01.049 (2) | 72.36 | 0.012 | 16:11:31.533 |
| 8 - | 38.110 | 81.4 | 55.624 | 72.4 | 28.371 | 107.3 | 2:02.105 | 71.74 | 1.068 | 16:13:33.638 |
| 9 - | 37.555 | 83.9 | 55.238 | 69.3 | 28.484 | 107.8 | 2:01.277 (3) | 72.23 | 0.240 | 16:15:34.915 |
| 10 - | 37.362 | 83.0 | 55.226 | 70.1 | 28.449 | 108.4 | 2:01.037 (1) | 72.37 | | 16:17:35.952 |

| P6 41 7c | | Alex SIMPSON | | Cooper T41 | | | | | | |
|---------------------------|---------------|--------------------------|---------------|--------------------|---------------|--------------|---------------------|--------------|--------|---------------------|
| IDEAL LAP TIME : 1:59.944 | | BEST LAP TIME : 2:00.435 | | DIFFERENCE : 0.491 | | | | | | |
| LAP | SECTOR 1 | SECTOR 2 | SECTOR 3 | LAP TIME | MPH | DIFF | TIME OF DAY | | | |
| 1 - | | 77.3 | 55.587 | 64.7 | 28.838 | 103.5 | 2:11.624 | 66.55 | 11.189 | 15:59:16.519 |
| 2 - | 38.106 | 82.5 | 56.439 | 63.9 | 28.516 | 104.2 | 2:03.061 | 71.18 | 2.626 | 16:01:19.580 |
| 3 - | 38.386 | 78.3 | 56.994 | 65.0 | 28.964 | 104.5 | 2:04.344 | 70.44 | 3.909 | 16:03:23.924 |
| 4 - | 38.167 | 80.9 | 57.635 | 61.0 | 28.777 | 104.3 | 2:04.579 | 70.31 | 4.144 | 16:05:28.503 |
| 5 - | 38.010 | 81.6 | 54.650 | 68.6 | 28.201 | 104.2 | 2:00.861 (2) | 72.47 | 0.426 | 16:07:29.364 |
| 6 - | 38.282 | 83.0 | 54.916 | 65.4 | 28.482 | 103.5 | 2:01.680 | 71.99 | 1.245 | 16:09:31.044 |
| 7 - | 37.687 | 84.3 | 54.846 | 64.9 | 28.413 | 103.2 | 2:00.946 (3) | 72.42 | 0.511 | 16:11:31.990 |
| 8 - | 38.828 | 81.2 | 55.324 | 67.9 | 28.071 | 104.2 | 2:02.223 | 71.67 | 1.788 | 16:13:34.213 |
| 9 - | 37.664 | 85.5 | 54.862 | 65.7 | 29.104 | 102.4 | 2:01.630 | 72.02 | 1.195 | 16:15:35.843 |
| 10 - | 37.223 | 83.6 | 54.799 | 66.5 | 28.413 | 103.5 | 2:00.435 (1) | 72.73 | | 16:17:36.278 |

| P7 21 INV | | Ian NUTHALL | | Cooper Bristol Mk2 | | | | | | |
|---------------------------|---------------|--------------------------|---------------|--------------------|---------------|--------------|---------------------|--------------|--------|---------------------|
| IDEAL LAP TIME : 1:59.115 | | BEST LAP TIME : 1:59.206 | | DIFFERENCE : 0.091 | | | | | | |
| LAP | SECTOR 1 | SECTOR 2 | SECTOR 3 | LAP TIME | MPH | DIFF | TIME OF DAY | | | |
| 1 - | | 71.4 | 59.199 | 62.2 | 28.804 | 107.0 | 2:17.443 | 63.73 | 18.237 | 15:59:22.338 |
| 2 - | 40.545 | 73.9 | 56.268 | 62.8 | 28.534 | 108.2 | 2:05.347 | 69.88 | 6.141 | 16:01:27.685 |
| 3 - | 38.585 | 78.6 | 55.337 | 67.2 | 28.801 | 107.8 | 2:02.723 | 71.37 | 3.517 | 16:03:30.408 |
| 4 - | 37.916 | 76.3 | 55.538 | 67.9 | 28.323 | 108.2 | 2:01.777 | 71.93 | 2.571 | 16:05:32.185 |
| 5 - | 37.173 | 82.0 | 55.005 | 71.0 | 28.049 | 108.2 | 2:00.227 (2) | 72.86 | 1.021 | 16:07:32.412 |
| 6 - | 36.800 | 79.6 | 54.407 | 67.1 | 27.999 | 106.0 | 1:59.206 (1) | 73.48 | | 16:09:31.618 |
| 7 - | 37.702 | 80.0 | 55.137 | 67.8 | 27.908 | 101.2 | 2:00.747 (3) | 72.54 | 1.541 | 16:11:32.365 |
| 8 - | 37.814 | 78.8 | 56.515 | 68.8 | 28.279 | 106.5 | 2:02.608 | 71.44 | 3.402 | 16:13:34.973 |
| 9 - | 37.576 | 79.5 | 55.045 | 66.5 | 28.551 | 103.7 | 2:01.172 | 72.29 | 1.966 | 16:15:36.145 |
| 10 - | 37.753 | 70.4 | 54.770 | 68.7 | 28.853 | 98.2 | 2:01.376 | 72.17 | 2.170 | 16:17:37.521 |

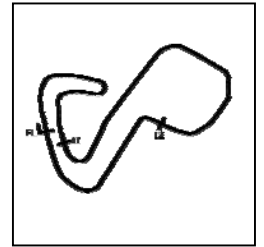
| P8 33 5 | | Chris PHILLIPS | | Cooper Bristol Mk2 | | | | | | |
|---------------------------|---------------|--------------------------|---------------|--------------------|---------------|--------------|---------------------|--------------|--------|---------------------|
| IDEAL LAP TIME : 1:59.461 | | BEST LAP TIME : 1:59.915 | | DIFFERENCE : 0.454 | | | | | | |
| LAP | SECTOR 1 | SECTOR 2 | SECTOR 3 | LAP TIME | MPH | DIFF | TIME OF DAY | | | |
| 1 - | | 72.2 | 59.822 | 62.4 | 28.921 | 104.6 | 2:16.901 | 63.98 | 16.986 | 15:59:21.796 |
| 2 - | 39.601 | 75.4 | 56.356 | 63.7 | 29.355 | 102.6 | 2:05.312 | 69.90 | 5.397 | 16:01:27.108 |
| 3 - | 39.642 | 74.2 | 55.585 | 64.7 | 28.692 | 106.1 | 2:03.919 | 70.69 | 4.004 | 16:03:31.027 |
| 4 - | 37.814 | 79.5 | 55.703 | 64.6 | 28.593 | 105.3 | 2:02.110 | 71.73 | 2.195 | 16:05:33.137 |
| 5 - | 37.998 | 80.2 | 54.055 | 67.8 | 28.228 | 106.8 | 2:00.281 (3) | 72.82 | 0.366 | 16:07:33.418 |
| 6 - | 37.727 | 79.2 | 54.104 | 65.4 | 28.084 | 108.5 | 1:59.915 (1) | 73.05 | | 16:09:33.333 |
| 7 - | 37.521 | 78.5 | 54.440 | 66.3 | 28.075 | 106.0 | 2:00.036 (2) | 72.97 | 0.121 | 16:11:33.369 |
| 8 - | 38.099 | 74.6 | 55.661 | 63.7 | 28.830 | 105.3 | 2:02.590 | 71.45 | 2.675 | 16:13:35.959 |
| 9 - | 38.540 | 79.9 | 53.865 | 66.3 | 28.380 | 107.2 | 2:00.785 | 72.52 | 0.870 | 16:15:36.744 |
| 10 - | 38.092 | 74.7 | 54.620 | 64.8 | 28.691 | 94.5 | 2:01.403 | 72.15 | 1.488 | 16:17:38.147 |

Weather / Track : Cloudy / Drying

Brands Hatch GP
 Circuit Length = 2.4332 miles
 Start: 15:57 Flag 16:15 End: 16:18

Historic Grand Prix Cars Association

RACE 10 - SECTOR ANALYSIS



SECTOR 1 = FL to I1, SECTOR 2 = I1 to I2, SECTOR 3 = I2 to FL, DIFF = Difference To Personal Best Lap, P = Crossed Finish Line in Pit Lane, D = Time Disallowed

| P9 36 5 | | Guy PLANTE | | Cooper Bristol T23 | | | | | | |
|---------------------------|---------------|--------------------------|---------------|--------------------|---------------|--------------|---------------------|--------------|--------|---------------------|
| IDEAL LAP TIME : 2:02.167 | | BEST LAP TIME : 2:02.300 | | DIFFERENCE : 0.133 | | | | | | |
| LAP | SECTOR 1 | SECTOR 2 | SECTOR 3 | LAP TIME | MPH | DIFF | TIME OF DAY | | | |
| 1 - | | 70.6 | 58.253 | 66.6 | 29.764 | 94.7 | 2:16.421 | 64.21 | 14.121 | 15:59:21.316 |
| 2 - | 41.179 | 71.3 | 57.992 | 65.7 | 29.267 | 103.4 | 2:08.438 | 68.20 | 6.138 | 16:01:29.754 |
| 3 - | 38.975 | 77.1 | 57.680 | 63.4 | 28.853 | 102.9 | 2:05.508 | 69.79 | 3.208 | 16:03:35.262 |
| 4 - | 39.116 | 76.8 | 56.909 | 66.2 | 28.869 | 103.0 | 2:04.894 | 70.13 | 2.594 | 16:05:40.156 |
| 5 - | 38.622 | 75.6 | 57.316 | 63.9 | 29.366 | 101.9 | 2:05.304 | 69.90 | 3.004 | 16:07:45.460 |
| 6 - | 38.085 | 77.0 | 56.239 | 62.7 | 28.715 | 103.2 | 2:03.039 (3) | 71.19 | 0.739 | 16:09:48.499 |
| 7 - | 38.344 | 79.6 | 56.139 | 63.1 | 29.122 | 102.7 | 2:03.605 | 70.86 | 1.305 | 16:11:52.104 |
| 8 - | 37.760 | 78.1 | 55.913 | 63.9 | 28.627 | 104.0 | 2:02.300 (1) | 71.62 | | 16:13:54.404 |
| 9 - | 37.730 | 78.7 | 55.810 | 67.2 | 28.909 | 102.9 | 2:02.449 (2) | 71.53 | 0.149 | 16:15:56.853 |

| P10 19 7c | | Stephen BANHAM | | Cooper T45 | | | | | | |
|---------------------------|---------------|--------------------------|---------------|--------------------|---------------|--------------|---------------------|--------------|--------|---------------------|
| IDEAL LAP TIME : 2:06.359 | | BEST LAP TIME : 2:06.489 | | DIFFERENCE : 0.130 | | | | | | |
| LAP | SECTOR 1 | SECTOR 2 | SECTOR 3 | LAP TIME | MPH | DIFF | TIME OF DAY | | | |
| 1 - | | 69.8 | 1:00.075 | 57.3 | 30.644 | 97.1 | 2:23.243 | 61.15 | 16.754 | 15:59:28.138 |
| 2 - | 41.699 | 64.9 | 1:00.205 | 58.8 | 31.159 | 97.6 | 2:13.063 | 65.83 | 6.574 | 16:01:41.201 |
| 3 - | 41.994 | 63.3 | 1:00.480 | 62.0 | 30.103 | 98.6 | 2:12.577 | 66.07 | 6.088 | 16:03:53.778 |
| 4 - | 40.741 | 68.4 | 1:00.259 | 64.6 | 29.714 | 100.4 | 2:10.714 | 67.01 | 4.225 | 16:06:04.492 |
| 5 - | 39.928 | 70.2 | 58.701 | 62.6 | 29.997 | 98.3 | 2:08.626 (2) | 68.10 | 2.137 | 16:08:13.118 |
| 6 - | 40.313 | 69.1 | 59.521 | 61.1 | 30.577 | 98.1 | 2:10.411 (3) | 67.17 | 3.922 | 16:10:23.529 |
| 7 - | 40.058 | 72.9 | 57.305 | 68.6 | 29.126 | 101.3 | 2:06.489 (1) | 69.25 | | 16:12:30.018 |
| 8 - | 1:15.150 | 64.6 | 58.892 | 64.0 | 30.013 | 95.7 | 2:44.055 | 53.39 | 37.566 | 16:15:14.073 |
| 9 - | 41.383 | 70.7 | 59.151 | 65.4 | 30.604 | 85.4 | 2:11.138 | 66.79 | 4.649 | 16:17:25.211 |

| P11 5 7a | | Tony SMITH | | Ferrari 246 Dino | | | | | | |
|---------------------------|---------------|--------------------------|---------------|--------------------|---------------|--------------|---------------------|--------------|--------|---------------------|
| IDEAL LAP TIME : 1:52.271 | | BEST LAP TIME : 1:52.555 | | DIFFERENCE : 0.284 | | | | | | |
| LAP | SECTOR 1 | SECTOR 2 | SECTOR 3 | LAP TIME | MPH | DIFF | TIME OF DAY | | | |
| 1 - | | 73.1 | 54.622 | 67.7 | 27.277 | 114.3 | 2:10.510 | 67.11 | 17.955 | 15:59:15.405 |
| 2 - | 35.655 | 86.5 | 55.131 | 73.4 | 26.862 | 117.3 | 1:57.648 | 74.45 | 5.093 | 16:01:13.053 |
| 3 - | 35.588 | 84.2 | 53.532 | 75.5 | 26.500 | 115.1 | 1:55.620 | 75.76 | 3.065 | 16:03:08.673 |
| 4 - | 36.022 | 82.9 | 51.542 | 73.9 | 26.414 | 116.3 | 1:53.978 | 76.85 | 1.423 | 16:05:02.651 |
| 5 - | 35.457 | 80.5 | 51.757 | 70.2 | 27.079 | 116.3 | 1:54.293 | 76.64 | 1.738 | 16:06:56.944 |
| 6 - | 35.442 | 81.8 | 51.459 | 75.4 | 26.056 | 116.3 | 1:52.957 (3) | 77.55 | 0.402 | 16:08:49.901 |
| 7 - | 35.685 | 82.7 | 51.006 | 74.6 | 26.491 | 116.5 | 1:53.182 | 77.39 | 0.627 | 16:10:43.083 |
| 8 - | 35.305 | 82.0 | 51.201 | 75.7 | 26.392 | 110.7 | 1:52.898 (2) | 77.59 | 0.343 | 16:12:35.981 |
| 9 - | 35.322 | 84.0 | 50.910 | 76.0 | 26.323 | 115.7 | 1:52.555 (1) | 77.82 | | 16:14:28.536 |

| P12 8 7a | | Malcolm COOK | | Connaught C Type | | | | | | |
|---------------------------|----------|--------------------------|---------------|--------------------|---------------|--------------|---------------------|--------------|--------|---------------------|
| IDEAL LAP TIME : 1:57.362 | | BEST LAP TIME : 1:58.495 | | DIFFERENCE : 1.133 | | | | | | |
| LAP | SECTOR 1 | SECTOR 2 | SECTOR 3 | LAP TIME | MPH | DIFF | TIME OF DAY | | | |
| 1 - | | 72.0 | 57.810 | 64.4 | 28.649 | 107.0 | 2:16.227 | 64.30 | 17.732 | 15:59:21.122 |
| 2 - | 39.759 | 73.8 | 57.716 | 62.8 | 28.540 | 111.1 | 2:06.015 | 69.51 | 7.520 | 16:01:27.137 |
| 3 - | 37.652 | 79.8 | 53.065 | 66.5 | 28.024 | 110.3 | 1:58.741 (2) | 73.77 | 0.246 | 16:03:25.878 |
| 4 - | 38.146 | 82.9 | 55.168 | 63.1 | 27.609 | 112.7 | 2:00.923 | 72.44 | 2.428 | 16:05:26.801 |
| 5 - | 37.743 | 80.1 | 54.223 | 63.8 | 27.488 | 107.5 | 1:59.454 (3) | 73.33 | 0.959 | 16:07:26.255 |
| 6 - | 37.969 | 82.8 | 53.200 | 67.9 | 27.326 | 112.9 | 1:58.495 (1) | 73.92 | | 16:09:24.750 |

| P13 30 8 | | Miles GRIFFITHS | | Scarab Offenhauser | | | | | | |
|---------------------------|----------|--------------------------|---------------|--------------------|---------------|--------------|---------------------|--------------|--------|---------------------|
| IDEAL LAP TIME : 1:49.615 | | BEST LAP TIME : 1:49.837 | | DIFFERENCE : 0.222 | | | | | | |
| LAP | SECTOR 1 | SECTOR 2 | SECTOR 3 | LAP TIME | MPH | DIFF | TIME OF DAY | | | |
| 1 - | | 76.2 | 50.729 | 66.5 | 25.775 | 125.6 | 2:02.325 (2) | 71.61 | 12.488 | 15:59:07.220 |
| 2 - | 34.890 | 76.8 | 49.432 | 71.6 | 25.515 | 126.3 | 1:49.837 (1) | 79.75 | | 16:00:57.057 |

Weather / Track : Cloudy / Drying

Brands Hatch GP
Circuit Length = 2.4332 miles
Start: 15:57 Flag 16:15 End: 16:18

Historic Grand Prix Cars Association

RACE 10 - BEST SECTORS

| SECTOR 1 | | | SECTOR 2 | | | SECTOR 3 | | | IDEAL / BEST COMPARISON | | | | | | |
|----------|----|-----------|----------|----|-----------|----------|----|-----------|-------------------------|-----|----|-----------|--------------------|-----------------|-------|
| POS | NO | NAME | TIME | NO | NAME | TIME | NO | NAME | TIME | POS | NO | NAME | IDEAL | BEST | DIFF |
| | | | | | | | | | | | | | PERFECT LAP | 1:49.373 | |
| 1 | 30 | GRIFFITHS | 34.668 | 34 | SPIERS | 49.190 | 30 | GRIFFITHS | 25.515 | 1 | 30 | GRIFFITHS | 1:49.615 | 1:49.837 | 0.222 |
| 2 | 2 | JOLLEY | 34.837 | 30 | GRIFFITHS | 49.432 | 2 | JOLLEY | 25.751 | 2 | 34 | SPIERS | 1:50.001 | 1:50.306 | 0.305 |
| 3 | 34 | SPIERS | 34.862 | 2 | JOLLEY | 50.135 | 34 | SPIERS | 25.949 | 3 | 2 | JOLLEY | 1:50.723 | 1:51.075 | 0.352 |
| 4 | 28 | McGUIRE | 35.175 | 28 | McGUIRE | 50.463 | 5 | SMITH | 26.056 | 4 | 28 | McGUIRE | 1:51.733 | 1:52.196 | 0.463 |
| 5 | 5 | SMITH | 35.305 | 5 | SMITH | 50.910 | 28 | McGUIRE | 26.095 | 5 | 5 | SMITH | 1:52.271 | 1:52.555 | 0.284 |
| 6 | 60 | HANN | 36.113 | 60 | HANN | 52.664 | 60 | HANN | 27.301 | 6 | 60 | HANN | 1:56.078 | 1:56.635 | 0.557 |
| 7 | 21 | NUTHALL | 36.800 | 8 | COOK | 53.065 | 8 | COOK | 27.326 | 7 | 8 | COOK | 1:57.362 | 1:58.495 | 1.133 |
| 8 | 8 | COOK | 36.971 | 33 | PHILLIPS | 53.865 | 21 | NUTHALL | 27.908 | 8 | 21 | NUTHALL | 1:59.115 | 1:59.206 | 0.091 |
| 9 | 41 | SIMPSON | 37.223 | 21 | NUTHALL | 54.407 | 41 | SIMPSON | 28.071 | 9 | 33 | PHILLIPS | 1:59.461 | 1:59.915 | 0.454 |
| 10 | 39 | GRAY | 37.362 | 41 | SIMPSON | 54.650 | 33 | PHILLIPS | 28.075 | 10 | 41 | SIMPSON | 1:59.944 | 2:00.435 | 0.491 |
| 11 | 33 | PHILLIPS | 37.521 | 39 | GRAY | 54.967 | 39 | GRAY | 28.371 | 11 | 39 | GRAY | 2:00.700 | 2:01.037 | 0.337 |
| 12 | 36 | PLANTE | 37.730 | 36 | PLANTE | 55.810 | 36 | PLANTE | 28.627 | 12 | 36 | PLANTE | 2:02.167 | 2:02.300 | 0.133 |
| 13 | 19 | BANHAM | 39.928 | 19 | BANHAM | 57.305 | 19 | BANHAM | 29.126 | 13 | 19 | BANHAM | 2:06.359 | 2:06.489 | 0.130 |

Weather / Track : Cloudy / Drying

Results can be found at www.tsl-timing.com

Brands Hatch GP

Circuit Length = 2.4332 miles

Start: 15:57 Flag 16:15 End: 16:18

Printed - 16:18 Saturday, 10 July 2021

Historic Grand Prix Cars Association

RACE 10 - BEST SPEEDS

| POS | INTERMEDIATE 1 | | | INTERMEDIATE 2 | | | FINISH LINE | | |
|-----|----------------|-----------|------|----------------|-----------|------|-------------|-----------|-------|
| | NO | NAME | MPH | NO | NAME | MPH | NO | NAME | MPH |
| 1 | 34 | SPIERS | 95.4 | 60 | HANN | 79.1 | 30 | GRIFFITHS | 126.3 |
| 2 | 2 | JOLLEY | 94.7 | 2 | JOLLEY | 77.3 | 2 | JOLLEY | 124.0 |
| 3 | 28 | McGUIRE | 94.7 | 5 | SMITH | 76.0 | 28 | McGUIRE | 122.2 |
| 4 | 5 | SMITH | 86.5 | 34 | SPIERS | 74.9 | 34 | SPIERS | 119.8 |
| 5 | 41 | SIMPSON | 85.5 | 28 | McGUIRE | 72.9 | 5 | SMITH | 117.3 |
| 6 | 60 | HANN | 84.9 | 39 | GRAY | 72.8 | 8 | COOK | 112.9 |
| 7 | 39 | GRAY | 84.6 | 30 | GRIFFITHS | 71.6 | 39 | GRAY | 108.9 |
| 8 | 8 | COOK | 84.0 | 21 | NUTHALL | 71.0 | 33 | PHILLIPS | 108.5 |
| 9 | 21 | NUTHALL | 82.0 | 41 | SIMPSON | 68.6 | 21 | NUTHALL | 108.2 |
| 10 | 33 | PHILLIPS | 80.2 | 19 | BANHAM | 68.6 | 60 | HANN | 107.5 |
| 11 | 36 | PLANTE | 79.6 | 8 | COOK | 67.9 | 41 | SIMPSON | 104.5 |
| 12 | 30 | GRIFFITHS | 76.8 | 33 | PHILLIPS | 67.8 | 36 | PLANTE | 104.0 |
| 13 | 19 | BANHAM | 72.9 | 36 | PLANTE | 67.2 | 19 | BANHAM | 101.3 |

Weather / Track : Cloudy / Drying

Results can be found at www.tsl-timing.com

Brands Hatch GP
Circuit Length = 2.4332 miles
Start: 15:57 Flag 16:15 End: 16:18

Printed - 16:19 Saturday, 10 July 2021

Historic Grand Prix Cars Association

RACE 10 - STATISTICS

Competitors Started 13
Planned Start 2021-07-10 @ 15:25:00.000
Actual Start 2021-07-10 @ 15:57:04.894
Finish Time 2021-07-10 @ 16:15:49.444
Track Length 2.4332mi.
Total Laps 115
Total Distance Covered 279.8283mi.

Session Fastest Lap History

| NO | CL | NAME | LAP TIME | TIME OF DAY | LAP | VEHICLE |
|----|----|-----------------|-----------------|--------------|-----|---------------------|
| 2 | 8 | Rod JOLLEY | 2:00.869 | 15:59:05.817 | 1 | Lister Jaguar Monza |
| 30 | 8 | Miles GRIFFITHS | 1:49.837 | 16:00:57.076 | 2 | Scarab Offenhauser |

Session Leader History

| NO | CL | NAME | FROM LAP | LAPS LED | DISTANCE | VEHICLE |
|----|----|-----------------|----------|----------|-------------|---------------------|
| 2 | 8 | Rod JOLLEY | 1 | 1 | 2.43 miles | Lister Jaguar Monza |
| 30 | 8 | Miles GRIFFITHS | 2 | 1 | 2.43 miles | Scarab Offenhauser |
| 34 | 6 | John SPIERS | 3 | 8 | 19.46 miles | Maserati 250F |

Flag History

| TYPE | TIME OF DAY |
|--------|--------------|
| GREEN | 15:57:04.894 |
| FINISH | 16:15:49.444 |

Flag Statistics

| TYPE | COUNT | TOTAL LAPS | TOTAL TIME |
|------------|-------|------------|------------|
| Green | 1 | 10 | 21:05.027 |
| Red | 0 | 0 | 0.000 |
| Safety Car | 0 | 0 | 0.000 |
| FCY | 0 | 0 | 0.000 |

Historic Grand Prix Cars Association

RACE 10 - STATISTICS

CLASS : 5

2 Starters

Fastest Lap History

| NO | NAME | LAP TIME | TIME OF DAY | LAP | VEHICLE |
|----|----------------|-----------------|--------------|-----|--------------------|
| 36 | Guy PLANTE | 2:16.421 | 15:59:21.250 | 1 | Cooper Bristol T23 |
| 33 | Chris PHILLIPS | 2:05.312 | 16:01:27.121 | 2 | Cooper Bristol Mk2 |
| 33 | Chris PHILLIPS | 2:03.919 | 16:03:31.039 | 3 | Cooper Bristol Mk2 |
| 33 | Chris PHILLIPS | 2:02.110 | 16:05:33.150 | 4 | Cooper Bristol Mk2 |
| 33 | Chris PHILLIPS | 2:00.281 | 16:07:33.430 | 5 | Cooper Bristol Mk2 |
| 33 | Chris PHILLIPS | 1:59.915 | 16:09:33.345 | 6 | Cooper Bristol Mk2 |

Leader History

| NO | NAME | FROM LAP | LAPS LED | DISTANCE | VEHICLE |
|----|----------------|----------|----------|-------------|--------------------|
| 36 | Guy PLANTE | 1 | 1 | 2.43 miles | Cooper Bristol T23 |
| 33 | Chris PHILLIPS | 2 | 9 | 21.89 miles | Cooper Bristol Mk2 |

Historic Grand Prix Cars Association

RACE 10 - STATISTICS

CLASS : 6

1 Starters

Fastest Lap History

| NO | NAME | LAP TIME | TIME OF DAY | LAP | VEHICLE |
|----|-------------|-----------------|--------------|-----|---------------|
| 34 | John SPIERS | 2:01.140 | 15:59:06.104 | 1 | Maserati 250F |
| 34 | John SPIERS | 1:53.653 | 16:00:59.756 | 2 | Maserati 250F |
| 34 | John SPIERS | 1:52.837 | 16:02:52.593 | 3 | Maserati 250F |
| 34 | John SPIERS | 1:50.306 | 16:04:42.899 | 4 | Maserati 250F |

Leader History

| NO | NAME | FROM LAP | LAPS LED | DISTANCE | VEHICLE |
|----|-------------|----------|----------|-------------|---------------|
| 34 | John SPIERS | 1 | 10 | 24.33 miles | Maserati 250F |

Historic Grand Prix Cars Association

RACE 10 - STATISTICS

CLASS : 7a

2 Starters

Fastest Lap History

| NO | NAME | LAP TIME | TIME OF DAY | LAP | VEHICLE |
|----|------------|-----------------|--------------|-----|------------------|
| 5 | Tony SMITH | 2:10.510 | 15:59:15.427 | 1 | Ferrari 246 Dino |
| 5 | Tony SMITH | 1:57.648 | 16:01:13.072 | 2 | Ferrari 246 Dino |
| 5 | Tony SMITH | 1:55.620 | 16:03:08.695 | 3 | Ferrari 246 Dino |
| 5 | Tony SMITH | 1:53.978 | 16:05:02.672 | 4 | Ferrari 246 Dino |
| 5 | Tony SMITH | 1:52.957 | 16:08:49.923 | 6 | Ferrari 246 Dino |
| 5 | Tony SMITH | 1:52.898 | 16:12:36.001 | 8 | Ferrari 246 Dino |
| 5 | Tony SMITH | 1:52.555 | 16:14:28.562 | 9 | Ferrari 246 Dino |

Leader History

| NO | NAME | FROM LAP | LAPS LED | DISTANCE | VEHICLE |
|----|------------|----------|----------|-------------|------------------|
| 5 | Tony SMITH | 1 | 9 | 21.89 miles | Ferrari 246 Dino |

Historic Grand Prix Cars Association

RACE 10 - STATISTICS

CLASS : 7c

4 Starters

Fastest Lap History

| NO | NAME | LAP TIME | TIME OF DAY | LAP | VEHICLE |
|----|--------------|-----------------|--------------|-----|------------|
| 60 | Elliott HANN | 2:08.903 | 15:59:13.812 | 1 | Cooper T41 |
| 60 | Elliott HANN | 1:58.299 | 16:01:12.111 | 2 | Cooper T41 |
| 60 | Elliott HANN | 1:57.618 | 16:05:08.596 | 4 | Cooper T41 |
| 60 | Elliott HANN | 1:57.341 | 16:07:05.937 | 5 | Cooper T41 |
| 60 | Elliott HANN | 1:57.322 | 16:09:03.260 | 6 | Cooper T41 |
| 60 | Elliott HANN | 1:56.653 | 16:10:59.913 | 7 | Cooper T41 |
| 60 | Elliott HANN | 1:56.635 | 16:12:56.547 | 8 | Cooper T41 |

Leader History

| NO | NAME | FROM LAP | LAPS LED | DISTANCE | VEHICLE |
|----|--------------|----------|----------|-------------|------------|
| 60 | Elliott HANN | 1 | 10 | 24.33 miles | Cooper T41 |

Historic Grand Prix Cars Association

RACE 10 - STATISTICS

CLASS : 8

3 Starters

Fastest Lap History

| NO | NAME | LAP TIME | TIME OF DAY | LAP | VEHICLE |
|----|-----------------|----------|--------------|-----|---------------------|
| 2 | Rod JOLLEY | 2:00.869 | 15:59:05.817 | 1 | Lister Jaguar Monza |
| 30 | Miles GRIFFITHS | 1:49.837 | 16:00:57.076 | 2 | Scarab Offenhauser |

Leader History

| NO | NAME | FROM LAP | LAPS LED | DISTANCE | VEHICLE |
|----|-----------------|----------|----------|-------------|---------------------|
| 2 | Rod JOLLEY | 1 | 1 | 2.43 miles | Lister Jaguar Monza |
| 30 | Miles GRIFFITHS | 2 | 1 | 2.43 miles | Scarab Offenhauser |
| 2 | Rod JOLLEY | 3 | 8 | 19.46 miles | Lister Jaguar Monza |

Historic Grand Prix Cars Association

RACE 10 - STATISTICS

CLASS : INV

1 Starters

Fastest Lap History

| NO | NAME | LAP TIME | TIME OF DAY | LAP | VEHICLE |
|----|-------------|-----------------|--------------|-----|--------------------|
| 21 | Ian NUTHALL | 2:17.443 | 15:59:22.356 | 1 | Cooper Bristol Mk2 |
| 21 | Ian NUTHALL | 2:05.347 | 16:01:27.701 | 2 | Cooper Bristol Mk2 |
| 21 | Ian NUTHALL | 2:02.723 | 16:03:30.425 | 3 | Cooper Bristol Mk2 |
| 21 | Ian NUTHALL | 2:01.777 | 16:05:32.202 | 4 | Cooper Bristol Mk2 |
| 21 | Ian NUTHALL | 2:00.227 | 16:07:32.428 | 5 | Cooper Bristol Mk2 |
| 21 | Ian NUTHALL | 1:59.206 | 16:09:31.635 | 6 | Cooper Bristol Mk2 |

Leader History

| NO | NAME | FROM LAP | LAPS LED | DISTANCE | VEHICLE |
|----|-------------|----------|----------|-------------|--------------------|
| 21 | Ian NUTHALL | 1 | 10 | 24.33 miles | Cooper Bristol Mk2 |

Sheet No:

Issue Time:



Historic Grand Prix Cars Association

RACE 15 - CLASSIFICATION

| POS | NO | CL | PIC NAME | ENTRY | LAPS | TIME | GAP | DIFF | MPH | BEST | ON |
|-----|----|-----|--------------------|---------------|------|-----------|--------|-------|-------|----------|----|
| 1 | 18 | 7b | 1 Sam WILSON | Lotus 18 | 9 | 17:18.753 | | | 75.89 | 1:39.187 | 4 |
| 2 | 22 | 12 | 1 Peter HORSMAN | Lotus 18/21 | 9 | 17:19.341 | 0.588 | 0.588 | 75.85 | 1:40.782 | 7 |
| 3 | 12 | 7b | 2 Rudi FRIEDRICH | Cooper T53 | 9 | 17:19.820 | 1.067 | 0.479 | 75.81 | 1:41.103 | 7 |
| 4 | 99 | 10a | 1 Mark SHAW | Lotus 21 | 9 | 17:20.470 | 1.717 | 0.650 | 75.77 | 1:40.455 | 7 |
| 5 | 43 | 9 | 1 Eddie WILLIAMS | Cooper T43 | 9 | 17:22.345 | 3.592 | 1.875 | 75.63 | 1:44.024 | 3 |
| 6 | 51 | 9 | 2 Rod JOLLEY | Cooper T43/51 | 9 | 17:23.382 | 4.629 | 1.037 | 75.56 | 1:44.537 | 6 |
| 7 | 59 | 7b | 3 Paul WAINE | Cooper T53 | 9 | 17:24.282 | 5.529 | 0.900 | 75.49 | 1:45.324 | 6 |
| 8 | 32 | 10a | 2 Bernardo HARTOGS | Lotus 18/21 | 9 | 17:25.070 | 6.317 | 0.788 | 75.43 | 1:47.423 | 6 |
| 9 | 14 | 11 | 1 Richard WILSON | Cooper T60 | 9 | 17:25.904 | 7.151 | 0.834 | 75.37 | 1:46.383 | 7 |
| 10 | 17 | 10b | 1 Alan BAILLIE | LDS F1 | 9 | 17:26.553 | 7.800 | 0.649 | 75.33 | 1:50.722 | 7 |
| 11 | 47 | 9 | 3 Brian JOLLIFFE | Cooper T45 | 9 | 17:27.563 | 8.810 | 1.010 | 75.25 | 1:50.904 | 6 |
| 12 | 82 | 9 | 4 Tony DITHERIDGE | Cooper T45 | 9 | 17:28.466 | 9.713 | 0.903 | 75.19 | 1:49.693 | 3 |
| 13 | 7 | 12 | 2 Nick TOPLISS | Cooper T53 | 9 | 17:29.492 | 10.739 | 1.026 | 75.12 | 1:50.545 | 7 |
| 14 | 6 | 12 | 3 John EMERY | Brabham BT4 | 9 | 17:29.863 | 11.110 | 0.371 | 75.09 | 1:49.907 | 4 |
| 15 | 23 | 9 | 5 Guy PLANTE | Cooper T45 | 9 | 17:30.557 | 11.804 | 0.694 | 75.04 | 1:50.863 | 6 |

NOT CLASSIFIED

| | | | | | | | | | | | |
|-----|----|-----|-----------------|-----------------|---|-----------|--------|--------|-------|----------|---|
| DNF | 3 | 12 | Barry CANNELL | Brabham BT11A | 6 | 10:21.166 | 3 Laps | 3 Laps | 84.61 | 1:39.671 | 6 |
| DNF | 9 | 10b | Chris HELLIWELL | Cooper T75 | 6 | 11:01.425 | 3 Laps | 40.259 | 79.46 | 1:47.549 | 5 |
| DNF | 11 | 12 | Jon FAIRLEY | Brabham BT11/19 | 4 | 6:58.352 | 5 Laps | 2 Laps | 83.75 | 1:42.117 | 3 |
| DNF | 66 | 11 | Sid HOOLE | Cooper T66 | 1 | 2:06.061 | 8 Laps | 3 Laps | 69.48 | 2:06.061 | 1 |

FASTEST LAP

| | | | | | | | |
|----|-----|-----------------|---------------|---|----------|-----------|------------|
| 18 | 7b | Sam WILSON | Lotus 18 | 4 | 1:39.187 | 88.31 mph | 142.13 kph |
| 3 | 12 | Barry CANNELL | Brabham BT11A | 6 | 1:39.671 | 87.88 mph | 141.44 kph |
| 99 | 10a | Mark SHAW | Lotus 21 | 7 | 1:40.455 | 87.20 mph | 140.33 kph |
| 43 | 9 | Eddie WILLIAMS | Cooper T43 | 3 | 1:44.024 | 84.20 mph | 135.52 kph |
| 14 | 11 | Richard WILSON | Cooper T60 | 7 | 1:46.383 | 82.34 mph | 132.51 kph |
| 9 | 10b | Chris HELLIWELL | Cooper T75 | 5 | 1:47.549 | 81.44 mph | 131.08 kph |

Weather / Track : Cloudy / Dry

These results are provisional until the conclusion of any judicial and technical matters.

Brands Hatch GP: 2.4332 miles

Race Distance: 9 Laps / 21.89 miles

Start: 12:18 Flag 12:36 End: 12:37

Clerk Of Course : John Hopkinson

Stewards :

Timekeeper : Nick Palmer

Historic Grand Prix Cars Association

RACE 15 - LAP CHART

| LAP 1 @ 12:20:34.115 | | | LAP 2 @ 12:22:14.739 | | | LAP 3 @ 12:23:54.950 | | | LAP 4 @ 12:25:34.137 | | | LAP 5 @ 12:27:13.559 | | |
|----------------------|--------|----------|----------------------|--------|----------|----------------------|--------|----------|----------------------|----------|----------|----------------------|----------|----------|
| NO | BEHIND | LAP TIME | NO | BEHIND | LAP TIME | NO | BEHIND | LAP TIME | NO | BEHIND | LAP TIME | NO | BEHIND | LAP TIME |
| 18 | | 1:46.629 | 18 | | 1:40.624 | 18 | | 1:40.211 | 18 | | 1:39.187 | 18 | | 1:39.422 |
| 22 | 2.912 | 1:49.541 | 22 | 5.630 | 1:43.342 | 22 | 6.993 | 1:41.574 | 22 | 9.349 | 1:41.543 | 22 | 12.469 | 1:42.542 |
| 11 | 3.873 | 1:50.502 | 11 | 6.412 | 1:43.163 | 11 | 8.318 | 1:42.117 | 12 | 11.427 | 1:41.826 | 12 | 13.250 | 1:41.245 |
| 12 | 4.246 | 1:50.875 | 12 | 6.947 | 1:43.325 | 12 | 8.788 | 1:42.052 | 11 | 11.701 | 1:42.570 | 3 | 15.422 | 1:42.924 |
| 3 | 4.539 | 1:51.168 | 3 | 7.323 | 1:43.408 | 3 | 9.051 | 1:41.939 | 3 | 11.920 | 1:42.056 | 99 | 16.630 | 1:43.290 |
| 99 | 6.440 | 1:53.069 | 99 | 7.785 | 1:41.969 | 99 | 9.961 | 1:42.387 | 99 | 12.762 | 1:41.988 | 43 | 25.062 | 1:44.272 |
| 43 | 6.842 | 1:53.471 | 43 | 11.035 | 1:44.817 | 43 | 14.848 | 1:44.024 | 43 | 20.212 | 1:44.551 | 51 | 28.879 | 1:44.913 |
| 51 | 8.369 | 1:54.998 | 51 | 12.784 | 1:45.039 | 51 | 17.816 | 1:45.243 | 51 | 23.388 | 1:44.759 | 59 | 43.327 | 1:45.675 |
| 32 | 11.197 | 1:57.826 | 32 | 19.579 | 1:49.006 | 32 | 28.298 | 1:48.930 | 59 | 37.074 | 1:47.032 | 9 | 47.143 | 1:47.549 |
| 9 | 12.200 | 1:58.829 | 9 | 20.122 | 1:48.546 | 9 | 28.872 | 1:48.961 | 32 | 38.409 | 1:49.298 | 32 | 47.193 | 1:48.206 |
| 59 | 12.630 | 1:59.259 | 59 | 20.424 | 1:48.418 | 59 | 29.229 | 1:49.016 | 9 | 39.016 | 1:49.331 | 14 | 52.421 | 1:46.685 |
| 7 | 15.074 | 2:01.703 | 7 | 25.991 | 1:51.541 | 14 | 34.586 | 1:48.221 | 14 | 45.158 | 1:49.759 | 17 | 1:05.880 | 1:53.218 |
| 17 | 16.104 | 2:02.733 | 14 | 26.576 | 1:49.790 | 17 | 38.995 | 1:51.146 | 17 | 52.084 | 1:52.276 | 47 | 1:06.390 | 1:51.162 |
| 14 | 17.410 | 2:04.039 | 17 | 28.060 | 1:52.580 | 7 | 40.609 | 1:54.829 | 47 | 54.650 | 1:52.707 | 82 | 1:06.530 | 1:50.536 |
| 47 | 18.851 | 2:05.480 | 47 | 29.396 | 1:51.169 | 47 | 41.130 | 1:51.945 | 7 | 55.165 | 1:53.743 | 7 | 1:08.506 | 1:52.763 |
| 82 | 19.171 | 2:05.800 | 82 | 32.054 | 1:53.507 | 82 | 41.536 | 1:49.693 | 82 | 55.416 | 1:53.067 | 23 | 1:16.811 | 1:51.326 |
| 66 | 19.432 | 2:06.061 | 23 | 37.223 | 1:56.097 | 23 | 51.040 | 1:54.028 | 23 | 1:04.907 | 1:53.054 | 6 | 1:16.955 | 1:51.177 |
| 23 | 21.750 | 2:08.379 | 6 | 42.129 | 1:55.444 | 6 | 54.480 | 1:52.562 | 6 | 1:05.200 | 1:49.907 | | | |
| 6 | 27.309 | 2:13.938 | | | | | | | | | | | | |

Weather / Track : Cloudy / Dry

Historic Grand Prix Cars Association

RACE 15 - LAP CHART

| LAP 6 @ 12:28:52.972 | | | LAP 7 @ 12:30:32.868 | | | LAP 8 @ 12:32:21.903 | | | LAP 9 @ 12:36:06.239 | | |
|----------------------|----------|----------|----------------------|----------|----------|----------------------|----------|----------|----------------------|--------|----------|
| NO | BEHIND | LAP TIME | NO | BEHIND | LAP TIME | NO | BEHIND | LAP TIME | NO | BEHIND | LAP TIME |
| 18 | | 1:39.413 | 18 | | 1:39.896 | 18 | | 1:49.035 | 18 | | 3:44.336 |
| 22 | 15.230 | 1:42.174 | 22 | 16.116 | 1:40.782 | 22 | 12.239 | 1:45.158 | 22 | 0.588 | 3:32.685 |
| 12 | 15.430 | 1:41.593 | 12 | 16.637 | 1:41.103 | 12 | 13.266 | 1:45.664 | 12 | 1.067 | 3:32.137 |
| 3 | 15.680 | 1:39.671 | 99 | 18.656 | 1:40.455 | 99 | 15.306 | 1:45.685 | 99 | 1.717 | 3:30.747 |
| 99 | 18.097 | 1:40.880 | 43 | 34.458 | 1:44.433 | 43 | 38.825 | 1:53.402 | 43 | 3.592 | 3:09.103 |
| 43 | 29.921 | 1:44.272 | 51 | 39.243 | 1:45.136 | 51 | 41.471 | 1:51.263 | 51 | 4.629 | 3:07.494 |
| 51 | 34.003 | 1:44.537 | 59 | 55.270 | 1:45.928 | 59 | 1:03.529 | 1:57.294 | 59 | 5.529 | 2:46.336 |
| 59 | 49.238 | 1:45.324 | 32 | 1:02.942 | 1:47.635 | 32 | 1:07.020 | 1:53.113 | 32 | 6.317 | 2:43.633 |
| 32 | 55.203 | 1:47.423 | 14 | 1:06.447 | 1:46.383 | 14 | 1:08.081 | 1:50.669 | 14 | 7.151 | 2:43.406 |
| 9 | 55.939 | 1:48.209 | 17 | 1:28.097 | 1:50.722 | 17 | 1:37.431 | 1:58.369 | 17 | 7.800 | 2:14.705 |
| 14 | 59.960 | 1:46.952 | 47 | 1:29.051 | 1:51.066 | 47 | 1:38.917 | 1:58.901 | 47 | 8.810 | 2:14.229 |
| 17 | 1:17.271 | 1:50.804 | 82 | 1:29.223 | 1:51.035 | 82 | 1:39.874 | 1:59.686 | 82 | 9.713 | 2:14.175 |
| 47 | 1:17.881 | 1:50.904 | 7 | 1:31.498 | 1:50.545 | 7 | 1:41.262 | 1:58.799 | 7 | 10.739 | 2:13.813 |
| 82 | 1:18.084 | 1:50.967 | 6 | 1:40.166 | 1:51.634 | 6 | 1:43.243 | 1:52.112 | 6 | 11.110 | 2:12.203 |
| 7 | 1:20.849 | 1:51.756 | 23 | 1:41.634 | 1:53.269 | 23 | 1:47.807 | 1:55.208 | 23 | 11.804 | 2:08.333 |
| 23 | 1:28.261 | 1:50.863 | | | | | | | | | |
| 6 | 1:28.428 | 1:50.886 | | | | | | | | | |

Weather / Track : Cloudy / Dry

Results can be found at www.tsl-timing.com

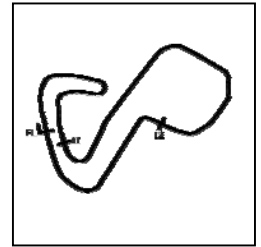
Page 2 of 2

Brands Hatch GP
 Circuit Length = 2.4332 miles
 Start: 12:18 Flag 12:36 End: 12:37

Printed - 12:39 Sunday, 11 July 2021

Historic Grand Prix Cars Association

RACE 15 - SECTOR ANALYSIS



SECTOR 1 = FL to I1, SECTOR 2 = I1 to I2, SECTOR 3 = I2 to FL, DIFF = Difference To Personal Best Lap, P = Crossed Finish Line in Pit Lane, D = Time Disallowed

| P1 18 7b Sam WILSON | | Lotus 18 | | | | | | | | | |
|---------------------------|---------------|--------------------------|-----------------|-------------|---------------|--------------|---------------------|--------------|----------|---------------------|--|
| IDEAL LAP TIME : 1:38.820 | | BEST LAP TIME : 1:39.187 | | | | | DIFFERENCE : 0.367 | | | | |
| LAP | SECTOR 1 | | SECTOR 2 | | SECTOR 3 | | LAP TIME | MPH | DIFF | TIME OF DAY | |
| 1 - | | 94.6 | 44.944 | 78.4 | 23.677 | 132.8 | 1:46.629 | 82.15 | 7.442 | 12:20:34.115 | |
| 2 - | 32.316 | 97.1 | 44.625 | 78.9 | 23.683 | 132.6 | 1:40.624 | 87.05 | 1.437 | 12:22:14.739 | |
| 3 - | 31.992 | 101.2 | 44.859 | 84.2 | 23.360 | 132.8 | 1:40.211 | 87.41 | 1.024 | 12:23:54.950 | |
| 4 - | 31.596 | 98.9 | 44.042 | 82.4 | 23.549 | 132.6 | 1:39.187 (1) | 88.31 | | 12:25:34.137 | |
| 5 - | 31.888 | 99.7 | 43.864 | 80.5 | 23.670 | 133.4 | 1:39.422 (3) | 88.10 | 0.235 | 12:27:13.559 | |
| 6 - | 32.006 | 100.9 | 43.908 | 83.6 | 23.499 | 133.4 | 1:39.413 (2) | 88.11 | 0.226 | 12:28:52.972 | |
| 7 - | 31.876 | 101.6 | 44.249 | 82.2 | 23.771 | 131.5 | 1:39.896 | 87.68 | 0.709 | 12:30:32.868 | |
| 8 - | 32.031 | 95.3 | 44.921 | 73.3 | 32.083 | 66.7 | 1:49.035 | 80.33 | 9.848 | 12:32:21.903 | |
| 9 - | 48.775 | 23.0 | 2:03.398 | 33.8 | 52.163 | 37.8 | 3:44.336 | 39.04 | 2:05.149 | 12:36:06.239 | |

| P2 22 12 Peter HORSMAN | | Lotus 18/21 | | | | | | | | | |
|---------------------------|---------------|--------------------------|-----------------|-------------|---------------|--------------|---------------------|--------------|----------|---------------------|--|
| IDEAL LAP TIME : 1:40.576 | | BEST LAP TIME : 1:40.782 | | | | | DIFFERENCE : 0.206 | | | | |
| LAP | SECTOR 1 | | SECTOR 2 | | SECTOR 3 | | LAP TIME | MPH | DIFF | TIME OF DAY | |
| 1 - | | 97.1 | 46.358 | 74.6 | 24.205 | 129.0 | 1:49.541 | 79.96 | 8.759 | 12:20:37.027 | |
| 2 - | 33.360 | 94.6 | 45.714 | 77.1 | 24.268 | 129.5 | 1:43.342 | 84.76 | 2.560 | 12:22:20.369 | |
| 3 - | 32.408 | 102.9 | 45.295 | 80.9 | 23.871 | 129.3 | 1:41.574 (3) | 86.24 | 0.792 | 12:24:01.943 | |
| 4 - | 32.258 | 103.7 | 45.311 | 79.0 | 23.974 | 129.0 | 1:41.543 (2) | 86.26 | 0.761 | 12:25:43.486 | |
| 5 - | 33.155 | 100.0 | 45.353 | 79.8 | 24.034 | 129.8 | 1:42.542 | 85.42 | 1.760 | 12:27:26.028 | |
| 6 - | 32.603 | 101.0 | 45.524 | 78.2 | 24.047 | 129.5 | 1:42.174 | 85.73 | 1.392 | 12:29:08.202 | |
| 7 - | 32.360 | 99.5 | 44.809 | 80.9 | 23.613 | 130.0 | 1:40.782 (1) | 86.91 | | 12:30:48.984 | |
| 8 - | 32.154 | 102.6 | 45.422 | 69.9 | 27.582 | 111.2 | 1:45.158 | 83.30 | 4.376 | 12:32:34.142 | |
| 9 - | 38.520 | 31.7 | 2:02.122 | 32.9 | 52.043 | 38.8 | 3:32.685 | 41.18 | 1:51.903 | 12:36:06.827 | |

| P3 12 7b Rudi FRIEDRICHS | | Cooper T53 | | | | | | | | | |
|---------------------------|---------------|--------------------------|-----------------|-------------|---------------|--------------|---------------------|--------------|----------|---------------------|--|
| IDEAL LAP TIME : 1:40.690 | | BEST LAP TIME : 1:41.103 | | | | | DIFFERENCE : 0.413 | | | | |
| LAP | SECTOR 1 | | SECTOR 2 | | SECTOR 3 | | LAP TIME | MPH | DIFF | TIME OF DAY | |
| 1 - | | 93.8 | 46.528 | 75.4 | 24.257 | 130.5 | 1:50.875 | 79.00 | 9.772 | 12:20:38.361 | |
| 2 - | 33.279 | 95.0 | 45.845 | 77.3 | 24.201 | 131.0 | 1:43.325 | 84.77 | 2.222 | 12:22:21.686 | |
| 3 - | 32.617 | 98.9 | 45.633 | 80.3 | 23.802 | 130.5 | 1:42.052 | 85.83 | 0.949 | 12:24:03.738 | |
| 4 - | 32.518 | 95.3 | 45.267 | 79.3 | 24.041 | 130.8 | 1:41.826 | 86.02 | 0.723 | 12:25:45.564 | |
| 5 - | 32.355 | 98.5 | 44.953 | 84.4 | 23.937 | 131.3 | 1:41.245 (2) | 86.52 | 0.142 | 12:27:26.809 | |
| 6 - | 32.306 | 100.6 | 45.214 | 77.4 | 24.073 | 132.6 | 1:41.593 (3) | 86.22 | 0.490 | 12:29:08.402 | |
| 7 - | 32.491 | 98.1 | 44.887 | 82.9 | 23.725 | 131.0 | 1:41.103 (1) | 86.64 | | 12:30:49.505 | |
| 8 - | 32.078 | 100.6 | 45.360 | 69.9 | 28.226 | 97.9 | 1:45.664 | 82.90 | 4.561 | 12:32:35.169 | |
| 9 - | 38.446 | 27.6 | 2:02.012 | 33.2 | 51.679 | 38.5 | 3:32.137 | 41.29 | 1:51.034 | 12:36:07.306 | |

| P4 99 10a Mark SHAW | | Lotus 21 | | | | | | | | | |
|---------------------------|---------------|--------------------------|-----------------|-------------|---------------|--------------|---------------------|--------------|----------|---------------------|--|
| IDEAL LAP TIME : 1:40.306 | | BEST LAP TIME : 1:40.455 | | | | | DIFFERENCE : 0.149 | | | | |
| LAP | SECTOR 1 | | SECTOR 2 | | SECTOR 3 | | LAP TIME | MPH | DIFF | TIME OF DAY | |
| 1 - | | 93.5 | 48.033 | 76.4 | 24.611 | 121.5 | 1:53.069 | 77.47 | 12.614 | 12:20:40.555 | |
| 2 - | 32.190 | 99.8 | 45.319 | 79.1 | 24.460 | 124.0 | 1:41.969 (3) | 85.90 | 1.514 | 12:22:22.524 | |
| 3 - | 32.903 | 98.8 | 45.346 | 79.7 | 24.138 | 123.1 | 1:42.387 | 85.55 | 1.932 | 12:24:04.911 | |
| 4 - | 32.380 | 97.5 | 45.440 | 80.5 | 24.168 | 124.0 | 1:41.988 | 85.89 | 1.533 | 12:25:46.899 | |
| 5 - | 33.070 | 94.5 | 45.858 | 80.5 | 24.362 | 124.0 | 1:43.290 | 84.80 | 2.835 | 12:27:30.189 | |
| 6 - | 31.900 | 100.3 | 44.847 | 83.9 | 24.133 | 122.4 | 1:40.880 (2) | 86.83 | 0.425 | 12:29:11.069 | |
| 7 - | 31.894 | 100.0 | 44.595 | 83.4 | 23.966 | 123.3 | 1:40.455 (1) | 87.20 | | 12:30:51.524 | |
| 8 - | 31.745 | 100.6 | 46.491 | 73.1 | 27.449 | 104.5 | 1:45.685 | 82.88 | 5.230 | 12:32:37.209 | |
| 9 - | 37.397 | 37.3 | 2:02.221 | 31.4 | 51.129 | 41.0 | 3:30.747 | 41.56 | 1:50.292 | 12:36:07.956 | |

Weather / Track : Cloudy / Dry

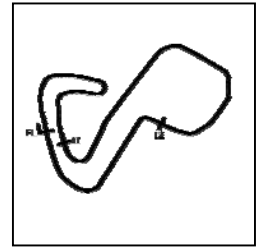
Brands Hatch GP

Circuit Length = 2.4332 miles

Start: 12:18 Flag 12:36 End: 12:37

Historic Grand Prix Cars Association

RACE 15 - SECTOR ANALYSIS



SECTOR 1 = FL to I1, SECTOR 2 = I1 to I2, SECTOR 3 = I2 to FL, DIFF = Difference To Personal Best Lap, P = Crossed Finish Line in Pit Lane, D = Time Disallowed

| P5 | | 43 9 | | Eddie WILLIAMS | | | Cooper T43 | | | | |
|---------------------------|---------------|--------------------------|-----------------|----------------|--------------------|--------------|---------------------|--------------|-------------|---------------------|--|
| IDEAL LAP TIME : 1:43.698 | | BEST LAP TIME : 1:44.024 | | | DIFFERENCE : 0.326 | | | | | | |
| LAP | SECTOR 1 | SECTOR 2 | | SECTOR 3 | | LAP TIME | MPH | DIFF | TIME OF DAY | | |
| 1 - | | 95.8 | 48.454 | 75.6 | 25.312 | 121.3 | 1:53.471 | 77.19 | 9.447 | 12:20:40.957 | |
| 2 - | 33.458 | 96.2 | 46.609 | 70.9 | 24.750 | 121.3 | 1:44.817 | 83.57 | 0.793 | 12:22:25.774 | |
| 3 - | 32.946 | 98.5 | 46.558 | 77.7 | 24.520 | 120.6 | 1:44.024 (1) | 84.20 | | 12:24:09.798 | |
| 4 - | 32.847 | 99.5 | 46.923 | 74.5 | 24.781 | 119.8 | 1:44.551 | 83.78 | 0.527 | 12:25:54.349 | |
| 5 - | 32.962 | 93.3 | 46.485 | 73.3 | 24.825 | 120.6 | 1:44.272 (2) | 84.00 | 0.248 | 12:27:38.621 | |
| 6 - | 33.112 | 91.3 | 46.691 | 76.5 | 24.469 | 120.6 | 1:44.272 (2) | 84.00 | 0.248 | 12:29:22.893 | |
| 7 - | 32.744 | 95.3 | 46.965 | 68.4 | 24.724 | 120.4 | 1:44.433 | 83.88 | 0.409 | 12:31:07.326 | |
| 8 - | 32.767 | 95.3 | 52.604 | 64.2 | 28.031 | 95.3 | 1:53.402 | 77.24 | 9.378 | 12:33:00.728 | |
| 9 - | 36.537 | 81.1 | 1:41.152 | 31.3 | 51.414 | 41.7 | 3:09.103 | 46.32 | 1:25.079 | 12:36:09.831 | |

| P6 | | 51 9 | | Rod JOLLEY | | | Cooper T43/51 | | | | |
|---------------------------|---------------|--------------------------|-----------------|-------------|--------------------|--------------|---------------------|--------------|-------------|---------------------|--|
| IDEAL LAP TIME : 1:44.244 | | BEST LAP TIME : 1:44.537 | | | DIFFERENCE : 0.293 | | | | | | |
| LAP | SECTOR 1 | SECTOR 2 | | SECTOR 3 | | LAP TIME | MPH | DIFF | TIME OF DAY | | |
| 1 - | | 87.7 | 48.246 | 77.3 | 25.305 | 118.7 | 1:54.998 | 76.17 | 10.461 | 12:20:42.484 | |
| 2 - | 33.224 | 91.8 | 47.024 | 76.7 | 24.791 | 120.0 | 1:45.039 | 83.39 | 0.502 | 12:22:27.523 | |
| 3 - | 33.236 | 95.1 | 47.100 | 82.0 | 24.907 | 119.1 | 1:45.243 | 83.23 | 0.706 | 12:24:12.766 | |
| 4 - | 33.402 | 92.4 | 46.723 | 79.7 | 24.634 | 119.4 | 1:44.759 (2) | 83.61 | 0.222 | 12:25:57.525 | |
| 5 - | 33.349 | 96.6 | 46.795 | 81.0 | 24.769 | 119.8 | 1:44.913 (3) | 83.49 | 0.376 | 12:27:42.438 | |
| 6 - | 33.041 | 94.3 | 46.671 | 81.0 | 24.825 | 119.8 | 1:44.537 (1) | 83.79 | | 12:29:26.975 | |
| 7 - | 32.939 | 94.5 | 47.051 | 73.1 | 25.146 | 118.5 | 1:45.136 | 83.31 | 0.599 | 12:31:12.111 | |
| 8 - | 33.357 | 94.1 | 50.611 | 68.6 | 27.295 | 109.6 | 1:51.263 | 78.73 | 6.726 | 12:33:03.374 | |
| 9 - | 35.580 | 81.9 | 1:40.971 | 36.2 | 50.943 | 39.4 | 3:07.494 | 46.72 | 1:22.957 | 12:36:10.868 | |

| P7 | | 59 7b | | Paul WAINE | | | Cooper T53 | | | | |
|---------------------------|---------------|--------------------------|-----------------|-------------|--------------------|--------------|---------------------|--------------|-------------|---------------------|--|
| IDEAL LAP TIME : 1:44.586 | | BEST LAP TIME : 1:45.324 | | | DIFFERENCE : 0.738 | | | | | | |
| LAP | SECTOR 1 | SECTOR 2 | | SECTOR 3 | | LAP TIME | MPH | DIFF | TIME OF DAY | | |
| 1 - | | 90.9 | 50.449 | 75.5 | 25.380 | 117.9 | 1:59.259 | 73.45 | 13.935 | 12:20:46.745 | |
| 2 - | 34.343 | 89.4 | 49.069 | 75.4 | 25.006 | 110.7 | 1:48.418 | 80.79 | 3.094 | 12:22:35.163 | |
| 3 - | 34.579 | 88.4 | 49.111 | 75.2 | 25.326 | 119.4 | 1:49.016 | 80.35 | 3.692 | 12:24:24.179 | |
| 4 - | 34.333 | 84.4 | 48.035 | 79.1 | 24.664 | 123.8 | 1:47.032 | 81.84 | 1.708 | 12:26:11.211 | |
| 5 - | 33.979 | 91.0 | 47.311 | 83.4 | 24.385 | 124.0 | 1:45.675 (2) | 82.89 | 0.351 | 12:27:56.886 | |
| 6 - | 32.890 | 92.9 | 47.503 | 77.4 | 24.931 | 122.2 | 1:45.324 (1) | 83.17 | | 12:29:42.210 | |
| 7 - | 33.536 | 93.8 | 47.429 | 65.6 | 24.963 | 123.3 | 1:45.928 (3) | 82.69 | 0.604 | 12:31:28.138 | |
| 8 - | 33.703 | 74.5 | 55.653 | 65.5 | 27.938 | 96.0 | 1:57.294 | 74.68 | 11.970 | 12:33:25.432 | |
| 9 - | 36.693 | 83.1 | 1:18.685 | 36.9 | 50.958 | 38.1 | 2:46.336 | 52.66 | 1:01.012 | 12:36:11.768 | |

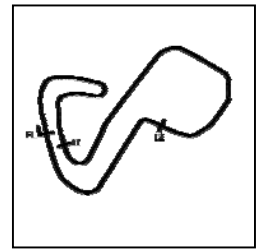
| P8 | | 32 10a | | Bernardo HARTOGS | | | Lotus 18/21 | | | | |
|---------------------------|---------------|--------------------------|-----------------|------------------|--------------------|--------------|---------------------|--------------|-------------|---------------------|--|
| IDEAL LAP TIME : 1:46.640 | | BEST LAP TIME : 1:47.423 | | | DIFFERENCE : 0.783 | | | | | | |
| LAP | SECTOR 1 | SECTOR 2 | | SECTOR 3 | | LAP TIME | MPH | DIFF | TIME OF DAY | | |
| 1 - | | 86.8 | 49.571 | 76.5 | 25.399 | 118.3 | 1:57.826 | 74.34 | 10.403 | 12:20:45.312 | |
| 2 - | 34.470 | 84.8 | 49.059 | 72.4 | 25.477 | 118.5 | 1:49.006 | 80.36 | 1.583 | 12:22:34.318 | |
| 3 - | 34.350 | 85.9 | 49.292 | 73.8 | 25.288 | 115.5 | 1:48.930 | 80.41 | 1.507 | 12:24:23.248 | |
| 4 - | 34.686 | 88.7 | 49.258 | 76.8 | 25.354 | 118.1 | 1:49.298 | 80.14 | 1.875 | 12:26:12.546 | |
| 5 - | 34.960 | 88.4 | 48.448 | 77.0 | 24.798 | 119.6 | 1:48.206 (3) | 80.95 | 0.783 | 12:28:00.752 | |
| 6 - | 33.898 | 90.3 | 48.431 | 74.3 | 25.094 | 117.5 | 1:47.423 (1) | 81.54 | | 12:29:48.175 | |
| 7 - | 34.257 | 88.1 | 47.944 | 71.3 | 25.434 | 118.7 | 1:47.635 (2) | 81.38 | 0.212 | 12:31:35.810 | |
| 8 - | 34.531 | 82.7 | 52.395 | 69.1 | 26.187 | 107.2 | 1:53.113 | 77.44 | 5.690 | 12:33:28.923 | |
| 9 - | 36.036 | 77.6 | 1:17.203 | 37.0 | 50.394 | 39.9 | 2:43.633 | 53.53 | 56.210 | 12:36:12.556 | |

Weather / Track : Cloudy / Dry

Brands Hatch GP
Circuit Length = 2.4332 miles
Start: 12:18 Flag 12:36 End: 12:37

Historic Grand Prix Cars Association

RACE 15 - SECTOR ANALYSIS



SECTOR 1 = FL to I1, SECTOR 2 = I1 to I2, SECTOR 3 = I2 to FL, DIFF = Difference To Personal Best Lap, P = Crossed Finish Line in Pit Lane, D = Time Disallowed

| P9 | | 14 11 | | Richard WILSON | | | Cooper T60 | | | | |
|---------------------------|---------------|--------------------------|---------------|----------------|--------------------|--------------|---------------------|--------------|--------|---------------------|--|
| IDEAL LAP TIME : 1:46.031 | | BEST LAP TIME : 1:46.383 | | | DIFFERENCE : 0.352 | | | | | | |
| LAP | SECTOR 1 | | SECTOR 2 | | SECTOR 3 | | LAP TIME | MPH | DIFF | TIME OF DAY | |
| 1 - | | 85.5 | 50.496 | 77.8 | 26.439 | 115.7 | 2:04.039 | 70.62 | 17.656 | 12:20:51.525 | |
| 2 - | 34.557 | 82.7 | 49.635 | 75.7 | 25.598 | 117.3 | 1:49.790 | 79.78 | 3.407 | 12:22:41.315 | |
| 3 - | 34.177 | 87.2 | 48.561 | 78.3 | 25.483 | 116.9 | 1:48.221 | 80.94 | 1.838 | 12:24:29.536 | |
| 4 - | 35.051 | 86.1 | 49.160 | 78.3 | 25.548 | 117.1 | 1:49.759 | 79.80 | 3.376 | 12:26:19.295 | |
| 5 - | 33.529 | 89.2 | 47.724 | 82.3 | 25.432 | 116.1 | 1:46.685 (2) | 82.10 | 0.302 | 12:28:05.980 | |
| 6 - | 33.616 | 89.4 | 48.014 | 80.9 | 25.322 | 117.1 | 1:46.952 (3) | 81.90 | 0.569 | 12:29:52.932 | |
| 7 - | 32.985 | 91.3 | 47.922 | 76.0 | 25.476 | 115.9 | 1:46.383 (1) | 82.34 | | 12:31:39.315 | |
| 8 - | 33.928 | 83.0 | 50.691 | 70.9 | 26.050 | 112.2 | 1:50.669 | 79.15 | 4.286 | 12:33:29.984 | |
| 9 - | 36.465 | 82.3 | 1:16.723 | 35.7 | 50.218 | 39.4 | 2:43.406 | 53.60 | 57.023 | 12:36:13.390 | |

| P10 | | 17 10b | | Alan BAILLIE | | | LDS F1 | | | | |
|---------------------------|---------------|--------------------------|---------------|--------------|--------------------|--------------|---------------------|--------------|--------|---------------------|--|
| IDEAL LAP TIME : 1:49.982 | | BEST LAP TIME : 1:50.722 | | | DIFFERENCE : 0.740 | | | | | | |
| LAP | SECTOR 1 | | SECTOR 2 | | SECTOR 3 | | LAP TIME | MPH | DIFF | TIME OF DAY | |
| 1 - | | 85.4 | 50.109 | 78.0 | 26.371 | 112.7 | 2:02.733 | 71.37 | 12.011 | 12:20:50.219 | |
| 2 - | 35.835 | 84.8 | 50.242 | 79.9 | 26.503 | 115.3 | 1:52.580 | 77.80 | 1.858 | 12:22:42.799 | |
| 3 - | 34.953 | 91.0 | 50.038 | 80.5 | 26.155 | 112.7 | 1:51.146 (3) | 78.81 | 0.424 | 12:24:33.945 | |
| 4 - | 35.791 | 90.3 | 50.339 | 76.7 | 26.146 | 113.5 | 1:52.276 | 78.02 | 1.554 | 12:26:26.221 | |
| 5 - | 36.355 | 84.4 | 50.296 | 76.0 | 26.567 | 111.2 | 1:53.218 | 77.37 | 2.496 | 12:28:19.439 | |
| 6 - | 35.382 | 89.0 | 49.345 | 78.8 | 26.077 | 111.4 | 1:50.804 (2) | 79.05 | 0.082 | 12:30:10.243 | |
| 7 - | 34.796 | 86.0 | 49.109 | 73.2 | 26.817 | 93.4 | 1:50.722 (1) | 79.11 | | 12:32:00.965 | |
| 8 - | 37.855 | 80.4 | 53.301 | 73.9 | 27.213 | 104.5 | 1:58.369 | 74.00 | 7.647 | 12:33:59.334 | |
| 9 - | 36.749 | 79.2 | 51.882 | 62.2 | 46.074 | 36.0 | 2:14.705 | 65.02 | 23.983 | 12:36:14.039 | |

| P11 | | 47 9 | | Brian JOLLIFFE | | | Cooper T45 | | | | |
|---------------------------|---------------|--------------------------|---------------|----------------|--------------------|--------------|---------------------|--------------|--------|---------------------|--|
| IDEAL LAP TIME : 1:49.899 | | BEST LAP TIME : 1:50.904 | | | DIFFERENCE : 1.005 | | | | | | |
| LAP | SECTOR 1 | | SECTOR 2 | | SECTOR 3 | | LAP TIME | MPH | DIFF | TIME OF DAY | |
| 1 - | | 81.4 | 51.873 | 69.1 | 27.921 | 112.7 | 2:05.480 | 69.81 | 14.576 | 12:20:52.966 | |
| 2 - | 35.410 | 86.1 | 49.653 | 70.7 | 26.106 | 114.7 | 1:51.169 | 78.79 | 0.265 | 12:22:44.135 | |
| 3 - | 35.509 | 84.6 | 50.126 | 71.3 | 26.310 | 116.5 | 1:51.945 | 78.25 | 1.041 | 12:24:36.080 | |
| 4 - | 35.639 | 86.5 | 51.215 | 71.9 | 25.853 | 114.5 | 1:52.707 | 77.72 | 1.803 | 12:26:28.787 | |
| 5 - | 35.580 | 85.4 | 49.322 | 73.4 | 26.260 | 116.3 | 1:51.162 (3) | 78.80 | 0.258 | 12:28:19.949 | |
| 6 - | 35.264 | 85.8 | 49.666 | 72.4 | 25.974 | 115.9 | 1:50.904 (1) | 78.98 | | 12:30:10.853 | |
| 7 - | 34.724 | 84.5 | 49.983 | 70.1 | 26.359 | 108.2 | 1:51.066 (2) | 78.87 | 0.162 | 12:32:01.919 | |
| 8 - | 37.908 | 80.5 | 53.516 | 68.2 | 27.477 | 99.8 | 1:58.901 | 73.67 | 7.997 | 12:34:00.820 | |
| 9 - | 36.961 | 81.0 | 52.057 | 73.8 | 45.211 | 36.1 | 2:14.229 | 65.26 | 23.325 | 12:36:15.049 | |

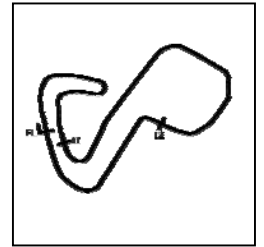
| P12 | | 82 9 | | Tony DITHERIDGE | | | Cooper T45 | | | | |
|---------------------------|---------------|--------------------------|---------------|-----------------|--------------------|--------------|---------------------|--------------|--------|---------------------|--|
| IDEAL LAP TIME : 1:48.895 | | BEST LAP TIME : 1:49.693 | | | DIFFERENCE : 0.798 | | | | | | |
| LAP | SECTOR 1 | | SECTOR 2 | | SECTOR 3 | | LAP TIME | MPH | DIFF | TIME OF DAY | |
| 1 - | | 85.7 | 51.090 | 73.0 | 26.467 | 116.7 | 2:05.800 | 69.63 | 16.107 | 12:20:53.286 | |
| 2 - | 36.643 | 89.7 | 50.669 | 79.7 | 26.195 | 114.5 | 1:53.507 | 77.17 | 3.814 | 12:22:46.793 | |
| 3 - | 35.623 | 91.9 | 48.434 | 82.1 | 25.636 | 118.9 | 1:49.693 (1) | 79.85 | | 12:24:36.486 | |
| 4 - | 35.534 | 86.4 | 51.180 | 73.3 | 26.353 | 117.5 | 1:53.067 | 77.47 | 3.374 | 12:26:29.553 | |
| 5 - | 35.331 | 87.6 | 49.282 | 77.7 | 25.923 | 116.5 | 1:50.536 (2) | 79.24 | 0.843 | 12:28:20.089 | |
| 6 - | 36.591 | 91.8 | 48.543 | 75.1 | 25.833 | 118.7 | 1:50.967 (3) | 78.94 | 1.274 | 12:30:11.056 | |
| 7 - | 34.825 | 86.7 | 50.196 | 66.7 | 26.014 | 107.3 | 1:51.035 | 78.89 | 1.342 | 12:32:02.091 | |
| 8 - | 39.816 | 74.8 | 52.976 | 72.3 | 26.894 | 106.3 | 1:59.686 | 73.19 | 9.993 | 12:34:01.777 | |
| 9 - | 36.896 | 83.1 | 52.584 | 74.9 | 44.695 | 34.9 | 2:14.175 | 65.28 | 24.482 | 12:36:15.952 | |

Weather / Track : Cloudy / Dry

Brands Hatch GP
Circuit Length = 2.4332 miles
Start: 12:18 Flag 12:36 End: 12:37

Historic Grand Prix Cars Association

RACE 15 - SECTOR ANALYSIS



SECTOR 1 = FL to I1, SECTOR 2 = I1 to I2, SECTOR 3 = I2 to FL, DIFF = Difference To Personal Best Lap, P = Crossed Finish Line in Pit Lane, D = Time Disallowed

| P13 | | 7 12 | | Nick TOPLISS | | | Cooper T53 | | | |
|---------------------------|---------------|--------------------------|---------------|--------------|--------------------|--------------|---------------------|--------------|--------|---------------------|
| IDEAL LAP TIME : 1:50.545 | | BEST LAP TIME : 1:50.545 | | | DIFFERENCE : 0.000 | | | | | |
| LAP | SECTOR 1 | SECTOR 2 | SECTOR 3 | LAP TIME | MPH | DIFF | TIME OF DAY | | | |
| 1 - | | 85.5 | 51.080 | 75.9 | 25.982 | 121.7 | 2:01.703 | 71.97 | 11.158 | 12:20:49.189 |
| 2 - | 35.071 | 89.4 | 50.691 | 74.8 | 25.779 | 120.4 | 1:51.541 (2) | 78.53 | 0.996 | 12:22:40.730 |
| 3 - | 35.712 | 83.2 | 52.765 | 73.1 | 26.352 | 119.1 | 1:54.829 | 76.28 | 4.284 | 12:24:35.559 |
| 4 - | 35.495 | 91.1 | 51.574 | 74.4 | 26.674 | 109.4 | 1:53.743 | 77.01 | 3.198 | 12:26:29.302 |
| 5 - | 36.147 | 88.8 | 50.932 | 75.8 | 25.684 | 122.0 | 1:52.763 | 77.68 | 2.218 | 12:28:22.065 |
| 6 - | 35.057 | 87.8 | 50.870 | 78.0 | 25.829 | 119.8 | 1:51.756 (3) | 78.38 | 1.211 | 12:30:13.821 |
| 7 - | 34.868 | 88.0 | 50.007 | 72.6 | 25.670 | 108.9 | 1:50.545 (1) | 79.24 | | 12:32:04.366 |
| 8 - | 38.197 | 73.8 | 54.066 | 73.6 | 26.536 | 110.1 | 1:58.799 | 73.73 | 8.254 | 12:34:03.165 |
| 9 - | 36.906 | 85.0 | 56.404 | 60.5 | 40.503 | 39.7 | 2:13.813 | 65.46 | 23.268 | 12:36:16.978 |

| P14 | | 6 12 | | John EMERY | | | Brabham BT4 | | | |
|---------------------------|---------------|--------------------------|---------------|-------------|--------------------|--------------|---------------------|--------------|--------|---------------------|
| IDEAL LAP TIME : 1:48.621 | | BEST LAP TIME : 1:49.907 | | | DIFFERENCE : 1.286 | | | | | |
| LAP | SECTOR 1 | SECTOR 2 | SECTOR 3 | LAP TIME | MPH | DIFF | TIME OF DAY | | | |
| 1 - | | 78.6 | 51.751 | 74.8 | 27.042 | 114.3 | 2:13.938 | 65.40 | 24.031 | 12:21:01.424 |
| 2 - | 36.461 | 82.0 | 50.406 | 71.1 | 28.577 | 112.2 | 1:55.444 | 75.87 | 5.537 | 12:22:56.868 |
| 3 - | 36.975 | 86.1 | 49.729 | 77.2 | 25.858 | 119.4 | 1:52.562 | 77.82 | 2.655 | 12:24:49.430 |
| 4 - | 35.183 | 87.4 | 49.632 | 74.4 | 25.092 | 116.9 | 1:49.907 (1) | 79.70 | | 12:26:39.337 |
| 5 - | 35.887 | 80.8 | 50.398 | 76.6 | 24.892 | 124.2 | 1:51.177 (3) | 78.79 | 1.270 | 12:28:30.514 |
| 6 - | 34.872 | 89.7 | 50.825 | 76.4 | 25.189 | 120.6 | 1:50.886 (2) | 78.99 | 0.979 | 12:30:21.400 |
| 7 - | 34.461 | 90.6 | 49.663 | 71.9 | 27.510 | 108.2 | 1:51.634 | 78.46 | 1.727 | 12:32:13.034 |
| 8 - | 36.442 | 82.2 | 49.268 | 74.2 | 26.402 | 112.7 | 1:52.112 | 78.13 | 2.205 | 12:34:05.146 |
| 9 - | 36.296 | 83.0 | 56.343 | 61.7 | 39.564 | 38.0 | 2:12.203 | 66.26 | 22.296 | 12:36:17.349 |

| P15 | | 23 9 | | Guy PLANTE | | | Cooper T45 | | | |
|---------------------------|---------------|--------------------------|---------------|-------------|--------------------|--------------|---------------------|--------------|--------|---------------------|
| IDEAL LAP TIME : 1:50.495 | | BEST LAP TIME : 1:50.863 | | | DIFFERENCE : 0.368 | | | | | |
| LAP | SECTOR 1 | SECTOR 2 | SECTOR 3 | LAP TIME | MPH | DIFF | TIME OF DAY | | | |
| 1 - | | 88.1 | 53.250 | 73.9 | 26.766 | 107.5 | 2:08.379 | 68.23 | 17.516 | 12:20:55.865 |
| 2 - | 36.668 | 86.8 | 52.764 | 72.9 | 26.665 | 110.5 | 1:56.097 | 75.45 | 5.234 | 12:22:51.962 |
| 3 - | 35.950 | 80.2 | 51.365 | 76.5 | 26.713 | 106.1 | 1:54.028 | 76.82 | 3.165 | 12:24:45.990 |
| 4 - | 35.976 | 80.9 | 50.810 | 74.6 | 26.268 | 110.1 | 1:53.054 (3) | 77.48 | 2.191 | 12:26:39.044 |
| 5 - | 35.702 | 85.7 | 49.990 | 80.0 | 25.634 | 113.9 | 1:51.326 (2) | 78.68 | 0.463 | 12:28:30.370 |
| 6 - | 35.698 | 86.5 | 49.466 | 78.3 | 25.699 | 115.9 | 1:50.863 (1) | 79.01 | | 12:30:21.233 |
| 7 - | 35.395 | 86.4 | 50.142 | 64.9 | 27.732 | 106.6 | 1:53.269 | 77.33 | 2.406 | 12:32:14.502 |
| 8 - | 36.790 | 82.4 | 51.500 | 70.5 | 26.918 | 107.2 | 1:55.208 | 76.03 | 4.345 | 12:34:09.710 |
| 9 - | 36.807 | 81.6 | 52.215 | 64.6 | 39.311 | 38.9 | 2:08.333 | 68.25 | 17.470 | 12:36:18.043 |

| P16 | | 3 12 | | Barry CANNELL | | | Brabham BT11A | | | |
|---------------------------|---------------|--------------------------|---------------|---------------|--------------------|--------------|---------------------|--------------|--------|---------------------|
| IDEAL LAP TIME : 1:39.464 | | BEST LAP TIME : 1:39.671 | | | DIFFERENCE : 0.207 | | | | | |
| LAP | SECTOR 1 | SECTOR 2 | SECTOR 3 | LAP TIME | MPH | DIFF | TIME OF DAY | | | |
| 1 - | | 87.7 | 46.666 | 82.4 | 23.901 | 131.0 | 1:51.168 | 78.79 | 11.497 | 12:20:38.654 |
| 2 - | 33.301 | 91.8 | 45.814 | 79.9 | 24.293 | 119.4 | 1:43.408 | 84.71 | 3.737 | 12:22:22.062 |
| 3 - | 32.840 | 95.0 | 45.521 | 81.8 | 23.578 | 124.9 | 1:41.939 (2) | 85.93 | 2.268 | 12:24:04.001 |
| 4 - | 32.905 | 94.5 | 45.432 | 80.4 | 23.719 | 122.4 | 1:42.056 (3) | 85.83 | 2.385 | 12:25:46.057 |
| 5 - | 33.481 | 89.7 | 45.981 | 82.7 | 23.462 | 131.0 | 1:42.924 | 85.10 | 3.253 | 12:27:28.981 |
| 6 - | 31.685 | 95.0 | 44.317 | 79.5 | 23.669 | 118.5 | 1:39.671 (1) | 87.88 | | 12:29:08.652 |

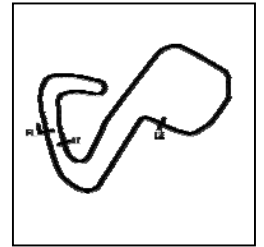
| P17 | | 9 10b | | Chris HELLIWELL | | | Cooper T75 | | | |
|---------------------------|---------------|--------------------------|---------------|-----------------|--------------------|--------------|---------------------|--------------|--------|---------------------|
| IDEAL LAP TIME : 1:47.413 | | BEST LAP TIME : 1:47.549 | | | DIFFERENCE : 0.136 | | | | | |
| LAP | SECTOR 1 | SECTOR 2 | SECTOR 3 | LAP TIME | MPH | DIFF | TIME OF DAY | | | |
| 1 - | | 89.9 | 48.965 | 79.0 | 25.704 | 112.2 | 1:58.829 | 73.71 | 11.280 | 12:20:46.315 |
| 2 - | 33.951 | 90.5 | 48.780 | 71.0 | 25.815 | 112.5 | 1:48.546 (3) | 80.70 | 0.997 | 12:22:34.861 |
| 3 - | 34.163 | 90.0 | 49.268 | 71.9 | 25.530 | 112.7 | 1:48.961 | 80.39 | 1.412 | 12:24:23.822 |
| 4 - | 34.182 | 87.9 | 49.439 | 74.9 | 25.710 | 112.5 | 1:49.331 | 80.12 | 1.782 | 12:26:13.153 |
| 5 - | 33.648 | 89.9 | 48.235 | 78.9 | 25.666 | 112.4 | 1:47.549 (1) | 81.44 | | 12:28:00.702 |
| 6 - | 34.151 | 86.0 | 48.424 | 73.4 | 25.634 | 112.2 | 1:48.209 (2) | 80.95 | 0.660 | 12:29:48.911 |

Weather / Track : Cloudy / Dry

Brands Hatch GP
Circuit Length = 2.4332 miles
Start: 12:18 Flag 12:36 End: 12:37

Historic Grand Prix Cars Association

RACE 15 - SECTOR ANALYSIS



SECTOR 1 = FL to I1, SECTOR 2 = I1 to I2, SECTOR 3 = I2 to FL, DIFF = Difference To Personal Best Lap, P = Crossed Finish Line in Pit Lane, D = Time Disallowed

| P18 11 12 | | Jon FAIRLEY | | Brabham BT11/19 | | | | | | |
|---------------------------|---------------|--------------------------|---------------|------------------------|---------------|--------------|---------------------|--------------|-------|---------------------|
| IDEAL LAP TIME : 1:42.117 | | BEST LAP TIME : 1:42.117 | | DIFFERENCE : 0.000 | | | | | | |
| LAP | SECTOR 1 | SECTOR 2 | SECTOR 3 | LAP TIME | MPH | DIFF | TIME OF DAY | | | |
| 1 - | | 93.2 | 46.374 | 78.6 | 24.458 | 135.2 | 1:50.502 | 79.27 | 8.385 | 12:20:37.988 |
| 2 - | 33.069 | 95.4 | 46.011 | 75.4 | 24.083 | 130.5 | 1:43.163 (3) | 84.91 | 1.046 | 12:22:21.151 |
| 3 - | 32.711 | 97.5 | 45.783 | 80.6 | 23.623 | 131.5 | 1:42.117 (1) | 85.78 | | 12:24:03.268 |
| 4 - | 32.785 | 97.2 | 45.872 | 80.0 | 23.913 | 130.8 | 1:42.570 (2) | 85.40 | 0.453 | 12:25:45.838 |

| P19 66 11 | | Sid HOOLE | | Cooper T66 | | | | | | |
|---------------------------|----------|--------------------------|---------------|---------------------|---------------|--------------|---------------------|--------------|--|---------------------|
| IDEAL LAP TIME : 1:52.681 | | BEST LAP TIME : 2:06.061 | | DIFFERENCE : 13.380 | | | | | | |
| LAP | SECTOR 1 | SECTOR 2 | SECTOR 3 | LAP TIME | MPH | DIFF | TIME OF DAY | | | |
| 1 - | | 83.1 | 51.721 | 77.5 | 25.432 | 116.1 | 2:06.061 (1) | 69.48 | | 12:20:53.547 |

Historic Grand Prix Cars Association

RACE 15 - BEST SECTORS

| SECTOR 1 | | | SECTOR 2 | | | SECTOR 3 | | | IDEAL / BEST COMPARISON | | | | | | |
|----------|----|------------|----------|----|------------|----------|----|------------|-------------------------|-----|----|------------|--------------------|-----------------|--------|
| POS | NO | NAME | TIME | NO | NAME | TIME | NO | NAME | TIME | POS | NO | NAME | IDEAL | BEST | DIFF |
| | | | | | | | | | | | | | PERFECT LAP | 1:38.820 | |
| 1 | 18 | WILSON | 31.596 | 18 | WILSON | 43.864 | 18 | WILSON | 23.360 | 1 | 18 | WILSON | 1:38.820 | 1:39.187 | 0.367 |
| 2 | 3 | CANNELL | 31.685 | 3 | CANNELL | 44.317 | 3 | CANNELL | 23.462 | 2 | 3 | CANNELL | 1:39.464 | 1:39.671 | 0.207 |
| 3 | 99 | SHAW | 31.745 | 99 | SHAW | 44.595 | 22 | HORSMAN | 23.613 | 3 | 99 | SHAW | 1:40.306 | 1:40.455 | 0.149 |
| 4 | 12 | FRIEDRICHS | 32.078 | 22 | HORSMAN | 44.809 | 11 | FAIRLEY | 23.623 | 4 | 22 | HORSMAN | 1:40.576 | 1:40.782 | 0.206 |
| 5 | 22 | HORSMAN | 32.154 | 12 | FRIEDRICHS | 44.887 | 12 | FRIEDRICHS | 23.725 | 5 | 12 | FRIEDRICHS | 1:40.690 | 1:41.103 | 0.413 |
| 6 | 11 | FAIRLEY | 32.711 | 11 | FAIRLEY | 45.783 | 99 | SHAW | 23.966 | 6 | 11 | FAIRLEY | 1:42.117 | 1:42.117 | 0.000 |
| 7 | 43 | WILLIAMS | 32.744 | 43 | WILLIAMS | 46.485 | 59 | WAINE | 24.385 | 7 | 43 | WILLIAMS | 1:43.698 | 1:44.024 | 0.326 |
| 8 | 59 | WAINE | 32.890 | 51 | JOLLEY | 46.671 | 43 | WILLIAMS | 24.469 | 8 | 51 | JOLLEY | 1:44.244 | 1:44.537 | 0.293 |
| 9 | 51 | JOLLEY | 32.939 | 59 | WAINE | 47.311 | 51 | JOLLEY | 24.634 | 9 | 59 | WAINE | 1:44.586 | 1:45.324 | 0.738 |
| 10 | 14 | WILSON | 32.985 | 14 | WILSON | 47.724 | 32 | HARTOGS | 24.798 | 10 | 14 | WILSON | 1:46.031 | 1:46.383 | 0.352 |
| 11 | 9 | HELLIWELL | 33.648 | 32 | HARTOGS | 47.944 | 6 | EMERY | 24.892 | 11 | 32 | HARTOGS | 1:46.640 | 1:47.423 | 0.783 |
| 12 | 32 | HARTOGS | 33.898 | 9 | HELLIWELL | 48.235 | 14 | WILSON | 25.322 | 12 | 9 | HELLIWELL | 1:47.413 | 1:47.549 | 0.136 |
| 13 | 6 | EMERY | 34.461 | 82 | DITHERIDGE | 48.434 | 66 | HOOLE | 25.432 | 13 | 6 | EMERY | 1:48.621 | 1:49.907 | 1.286 |
| 14 | 47 | JOLLIFFE | 34.724 | 17 | BAILLIE | 49.109 | 9 | HELLIWELL | 25.530 | 14 | 82 | DITHERIDGE | 1:48.895 | 1:49.693 | 0.798 |
| 15 | 17 | BAILLIE | 34.796 | 6 | EMERY | 49.268 | 23 | PLANTE | 25.634 | 15 | 47 | JOLLIFFE | 1:49.899 | 1:50.904 | 1.005 |
| 16 | 82 | DITHERIDGE | 34.825 | 47 | JOLLIFFE | 49.322 | 82 | DITHERIDGE | 25.636 | 16 | 17 | BAILLIE | 1:49.982 | 1:50.722 | 0.740 |
| 17 | 7 | TOPLISS | 34.868 | 23 | PLANTE | 49.466 | 7 | TOPLISS | 25.670 | 17 | 23 | PLANTE | 1:50.495 | 1:50.863 | 0.368 |
| 18 | 23 | PLANTE | 35.395 | 7 | TOPLISS | 50.007 | 47 | JOLLIFFE | 25.853 | 18 | 7 | TOPLISS | 1:50.545 | 1:50.545 | 0.000 |
| 19 | 66 | HOOLE | 35.528 | 66 | HOOLE | 51.721 | 17 | BAILLIE | 26.077 | 19 | 66 | HOOLE | 1:52.681 | 2:06.061 | 13.380 |

Weather / Track : Cloudy / Dry

Results can be found at www.tsl-timing.com

Brands Hatch GP

Circuit Length = 2.4332 miles

Start: 12:18 Flag 12:36 End: 12:37

Printed - 12:37 Sunday, 11 July 2021

Historic Grand Prix Cars Association

RACE 15 - BEST SPEEDS

| POS | INTERMEDIATE 1 | | | INTERMEDIATE 2 | | | FINISH LINE | | |
|-----|----------------|------------|-------|----------------|------------|------|-------------|------------|-------|
| | NO | NAME | MPH | NO | NAME | MPH | NO | NAME | MPH |
| 1 | 22 | HORSMAN | 103.7 | 12 | FRIEDRICHS | 84.4 | 11 | FAIRLEY | 135.2 |
| 2 | 18 | WILSON | 101.6 | 18 | WILSON | 84.2 | 18 | WILSON | 133.4 |
| 3 | 12 | FRIEDRICHS | 100.6 | 99 | SHAW | 83.9 | 12 | FRIEDRICHS | 132.6 |
| 4 | 99 | SHAW | 100.6 | 59 | WAINE | 83.4 | 3 | CANNELL | 131.0 |
| 5 | 43 | WILLIAMS | 99.5 | 3 | CANNELL | 82.8 | 22 | HORSMAN | 130.0 |
| 6 | 11 | FAIRLEY | 97.5 | 14 | WILSON | 82.3 | 6 | EMERY | 124.2 |
| 7 | 51 | JOLLEY | 96.6 | 82 | DITHERIDGE | 82.1 | 99 | SHAW | 124.0 |
| 8 | 3 | CANNELL | 95.0 | 51 | JOLLEY | 82.0 | 59 | WAINE | 124.0 |
| 9 | 59 | WAINE | 93.8 | 22 | HORSMAN | 80.9 | 7 | TOPLISS | 122.0 |
| 10 | 82 | DITHERIDGE | 91.9 | 11 | FAIRLEY | 80.6 | 43 | WILLIAMS | 121.3 |
| 11 | 14 | WILSON | 91.3 | 17 | BAILLIE | 80.5 | 51 | JOLLEY | 120.0 |
| 12 | 7 | TOPLISS | 91.1 | 23 | PLANTE | 80.0 | 32 | HARTOGS | 119.6 |
| 13 | 17 | BAILLIE | 91.0 | 9 | HELLIWELL | 79.0 | 82 | DITHERIDGE | 118.9 |
| 14 | 6 | EMERY | 90.6 | 7 | TOPLISS | 78.0 | 14 | WILSON | 117.3 |
| 15 | 9 | HELLIWELL | 90.5 | 43 | WILLIAMS | 77.7 | 47 | JOLLIFFE | 116.5 |
| 16 | 32 | HARTOGS | 90.3 | 66 | HOOLE | 77.5 | 66 | HOOLE | 116.1 |
| 17 | 23 | PLANTE | 88.1 | 6 | EMERY | 77.2 | 23 | PLANTE | 115.9 |
| 18 | 47 | JOLLIFFE | 86.5 | 32 | HARTOGS | 77.0 | 17 | BAILLIE | 115.3 |
| 19 | 66 | HOOLE | 83.1 | 47 | JOLLIFFE | 73.8 | 9 | HELLIWELL | 112.7 |

Weather / Track : Cloudy / Dry

Results can be found at www.tsl-timing.com

Brands Hatch GP
Circuit Length = 2.4332 miles
Start: 12:18 Flag 12:36 End: 12:37

Printed - 12:38 Sunday, 11 July 2021

Historic Grand Prix Cars Association

RACE 15 - STATISTICS

Competitors Started 19
Planned Start 2021-07-11 @ 12:25:00.000
Actual Start 2021-07-11 @ 12:18:47.485
Finish Time 2021-07-11 @ 12:36:05.235
Track Length 2.4332mi.
Total Laps 152
Total Distance Covered 369.8600mi.

Session Fastest Lap History

| NO | CL | NAME | LAP TIME | TIME OF DAY | LAP | VEHICLE |
|----|----|------------|----------|--------------|-----|----------|
| 18 | 7b | Sam WILSON | 1:46.629 | 12:20:34.133 | 1 | Lotus 18 |
| 18 | 7b | Sam WILSON | 1:40.624 | 12:22:14.757 | 2 | Lotus 18 |
| 18 | 7b | Sam WILSON | 1:40.211 | 12:23:54.968 | 3 | Lotus 18 |
| 18 | 7b | Sam WILSON | 1:39.187 | 12:25:34.155 | 4 | Lotus 18 |

Session Leader History

| NO | CL | NAME | FROM LAP | LAPS LED | DISTANCE | VEHICLE |
|----|----|------------|----------|----------|-------------|----------|
| 18 | 7b | Sam WILSON | 1 | 9 | 21.89 miles | Lotus 18 |

Flag History

| TYPE | TIME OF DAY |
|--------|--------------|
| GREEN | 12:18:47.485 |
| SAFETY | 12:31:49.081 |
| FINISH | 12:36:05.235 |

Flag Statistics

| TYPE | COUNT | TOTAL LAPS | TOTAL TIME |
|------------|-------|------------|------------|
| Green | 1 | 7 | 13:01.596 |
| Red | 0 | 0 | 0.000 |
| Safety Car | 1 | 1 | 4:16.153 |
| FCY | 0 | 0 | 0.000 |

Historic Grand Prix Cars Association

RACE 15 - STATISTICS

CLASS : 10a

2 Starters

Fastest Lap History

| NO | NAME | LAP TIME | TIME OF DAY | LAP | VEHICLE |
|----|-----------|----------|--------------|-----|----------|
| 99 | Mark SHAW | 1:53.069 | 12:20:40.578 | 1 | Lotus 21 |
| 99 | Mark SHAW | 1:41.969 | 12:22:22.548 | 2 | Lotus 21 |
| 99 | Mark SHAW | 1:40.880 | 12:29:11.091 | 6 | Lotus 21 |
| 99 | Mark SHAW | 1:40.455 | 12:30:51.548 | 7 | Lotus 21 |

Leader History

| NO | NAME | FROM LAP | LAPS LED | DISTANCE | VEHICLE |
|----|-----------|----------|----------|-------------|----------|
| 99 | Mark SHAW | 1 | 9 | 21.89 miles | Lotus 21 |

Historic Grand Prix Cars Association

RACE 15 - STATISTICS

CLASS : 10b

2 Starters

Fastest Lap History

| NO | NAME | LAP TIME | TIME OF DAY | LAP | VEHICLE |
|----|-----------------|-----------------|--------------|-----|------------|
| 9 | Chris HELLIWELL | 1:58.829 | 12:20:46.330 | 1 | Cooper T75 |
| 9 | Chris HELLIWELL | 1:48.546 | 12:22:34.877 | 2 | Cooper T75 |
| 9 | Chris HELLIWELL | 1:47.549 | 12:28:00.719 | 5 | Cooper T75 |

Leader History

| NO | NAME | FROM LAP | LAPS LED | DISTANCE | VEHICLE |
|----|-----------------|----------|----------|-------------|------------|
| 9 | Chris HELLIWELL | 1 | 6 | 14.59 miles | Cooper T75 |
| 17 | Alan BAILLIE | 7 | 3 | 7.29 miles | LDS F1 |

Historic Grand Prix Cars Association

RACE 15 - STATISTICS

CLASS : 11

2 Starters

Fastest Lap History

| NO | NAME | LAP TIME | TIME OF DAY | LAP | VEHICLE |
|----|----------------|-----------------|--------------|-----|------------|
| 14 | Richard WILSON | 2:04.039 | 12:20:51.552 | 1 | Cooper T60 |
| 14 | Richard WILSON | 1:49.790 | 12:22:41.342 | 2 | Cooper T60 |
| 14 | Richard WILSON | 1:48.221 | 12:24:29.564 | 3 | Cooper T60 |
| 14 | Richard WILSON | 1:46.685 | 12:28:06.007 | 5 | Cooper T60 |
| 14 | Richard WILSON | 1:46.383 | 12:31:39.341 | 7 | Cooper T60 |

Leader History

| NO | NAME | FROM LAP | LAPS LED | DISTANCE | VEHICLE |
|----|----------------|----------|----------|-------------|------------|
| 14 | Richard WILSON | 1 | 9 | 21.89 miles | Cooper T60 |

Historic Grand Prix Cars Association

RACE 15 - STATISTICS

CLASS : 12

5 Starters

Fastest Lap History

| NO | NAME | LAP TIME | TIME OF DAY | LAP | VEHICLE |
|----|---------------|----------|--------------|-----|-----------------|
| 22 | Peter HORSMAN | 1:49.541 | 12:20:37.050 | 1 | Lotus 18/21 |
| 22 | Peter HORSMAN | 1:43.342 | 12:22:20.391 | 2 | Lotus 18/21 |
| 11 | Jon FAIRLEY | 1:43.163 | 12:22:21.160 | 2 | Brabham BT11/19 |
| 22 | Peter HORSMAN | 1:41.574 | 12:24:01.965 | 3 | Lotus 18/21 |
| 22 | Peter HORSMAN | 1:41.543 | 12:25:43.509 | 4 | Lotus 18/21 |
| 3 | Barry CANNELL | 1:39.671 | 12:29:08.671 | 6 | Brabham BT11A |

Leader History

| NO | NAME | FROM LAP | LAPS LED | DISTANCE | VEHICLE |
|----|---------------|----------|----------|-------------|-------------|
| 22 | Peter HORSMAN | 1 | 9 | 21.89 miles | Lotus 18/21 |

Historic Grand Prix Cars Association

RACE 15 - STATISTICS

CLASS : 7b

3 Starters

Fastest Lap History

| NO | NAME | LAP TIME | TIME OF DAY | LAP | VEHICLE |
|----|------------|-----------------|--------------|-----|----------|
| 18 | Sam WILSON | 1:46.629 | 12:20:34.133 | 1 | Lotus 18 |
| 18 | Sam WILSON | 1:40.624 | 12:22:14.757 | 2 | Lotus 18 |
| 18 | Sam WILSON | 1:40.211 | 12:23:54.968 | 3 | Lotus 18 |
| 18 | Sam WILSON | 1:39.187 | 12:25:34.155 | 4 | Lotus 18 |

Leader History

| NO | NAME | FROM LAP | LAPS LED | DISTANCE | VEHICLE |
|----|------------|----------|----------|-------------|----------|
| 18 | Sam WILSON | 1 | 9 | 21.89 miles | Lotus 18 |

Historic Grand Prix Cars Association

RACE 15 - STATISTICS

CLASS : 9

5 Starters

Fastest Lap History

| NO | NAME | LAP TIME | TIME OF DAY | LAP | VEHICLE |
|----|----------------|----------|--------------|-----|------------|
| 43 | Eddie WILLIAMS | 1:53.471 | 12:20:40.969 | 1 | Cooper T43 |
| 43 | Eddie WILLIAMS | 1:44.817 | 12:22:25.787 | 2 | Cooper T43 |
| 43 | Eddie WILLIAMS | 1:44.024 | 12:24:09.811 | 3 | Cooper T43 |

Leader History

| NO | NAME | FROM LAP | LAPS LED | DISTANCE | VEHICLE |
|----|----------------|----------|----------|-------------|------------|
| 43 | Eddie WILLIAMS | 1 | 9 | 21.89 miles | Cooper T43 |

Sheet No:

Issue Time:



Historic Grand Prix Cars Association RACE 20 - GRID (20 minutes)

| | | | | | | |
|-------------|----|----|------------------|----|----|-----------------|
| ROW 14 | 27 | 8 | Malcolm COOK | 26 | 5 | Tony SMITH |
| ROW 13 | 25 | 30 | Miles GRIFFITHS | 24 | 9 | Chris HELLIWELL |
| ROW 12 | 23 | 3 | Barry CANNELL | 22 | 19 | Stephen BANHAM |
| ROW 11 | 21 | 36 | Guy PLANTE | 20 | 39 | Cliff GRAY |
| ROW 10 | 19 | 41 | Alex SIMPSON | 18 | 33 | Chris PHILLIPS |
| ROW 9 | 17 | 60 | Elliott HANN | 16 | 28 | Eddie McGUIRE |
| ROW 8 | 15 | 47 | Brian JOLLIFFE | 14 | 17 | Alan BAILLIE |
| ROW 7 | 13 | 7 | Nick TOPLISS | 12 | 34 | John SPIERS |
| ROW 6 | 11 | 6 | John EMERY | 10 | 82 | Tony DITHERIDGE |
| ROW 5 | 9 | 32 | Bernardo HARTOGS | 8 | 14 | Richard WILSON |
| ROW 4 | 7 | 59 | Paul WAINE | 6 | 51 | Rod JOLLEY |
| ROW 3 | 5 | 43 | Eddie WILLIAMS | 4 | 12 | Rudi FRIEDRICHS |
| ROW 2 | 3 | 22 | Peter HORSMAN | 2 | 99 | Mark SHAW |
| ROW 1 | 1 | 18 | Sam WILSON | | | |
| Pole | | | | | | |
| | | | | | | |

These results are provisional until the conclusion of any judicial and technical matters.

Brands Hatch GP
Circuit Length = 2.4332 miles

Clerk Of Course : John Hopkinson

Stewards :

Timekeeper : Nick Palmer

Sheet No:

Issue Time:



Historic Grand Prix Cars Association

RACE 20 - CLASSIFICATION

| POS | NO | CL | PIC | NAME | ENTRY | LAPS | TIME | GAP | DIFF | MPH | BEST | ON |
|-----|----|-----|-----|-----------------|--------------------|------|-----------|----------|--------|-------|----------|----|
| 1 | 18 | 7b | 1 | Sam WILSON | Lotus 18 | 11 | 18:33.319 | | | 86.55 | 1:39.384 | 3 |
| 2 | 22 | 12 | 1 | Peter HORSMAN | Lotus 18/21 | 11 | 18:54.837 | 21.518 | 21.518 | 84.90 | 1:41.296 | 6 |
| 3 | 30 | 8 | 1 | Miles GRIFFITHS | Scarab Offenhauser | 11 | 19:01.907 | 28.588 | 7.070 | 84.38 | 1:41.501 | 7 |
| 4 | 99 | 10a | 1 | Mark SHAW | Lotus 21 | 11 | 19:03.087 | 29.768 | 1.180 | 84.29 | 1:41.857 | 4 |
| 5 | 43 | 9 | 1 | Eddie WILLIAMS | Cooper T43 | 11 | 19:35.859 | 1:02.540 | 32.772 | 81.94 | 1:44.591 | 3 |
| 6 | 51 | 9 | 2 | Rod JOLLEY | Cooper T43/51 | 11 | 19:37.197 | 1:03.878 | 1.338 | 81.85 | 1:44.666 | 5 |
| 7 | 34 | 6 | 1 | John SPIERS | Maserati 250F | 11 | 20:05.256 | 1:31.937 | 28.059 | 79.94 | 1:47.361 | 6 |
| 8 | 28 | 8 | 2 | Eddie McGUIRE | Scarab | 10 | 18:37.275 | 1 Lap | 1 Lap | 78.40 | 1:48.847 | 10 |
| 9 | 7 | 12 | 2 | Nick TOPLISS | Cooper T53 | 10 | 18:42.621 | 1 Lap | 5.346 | 78.03 | 1:49.836 | 9 |
| 10 | 9 | 10b | 1 | Chris HELLIWELL | Cooper T75 | 10 | 18:47.769 | 1 Lap | 5.148 | 77.67 | 1:49.896 | 4 |
| 11 | 17 | 10b | 2 | Alan BAILLIE | LDS F1 | 10 | 18:48.250 | 1 Lap | 0.481 | 77.64 | 1:50.138 | 7 |
| 12 | 5 | 7a | 1 | Tony SMITH | Ferrari 246 Dino | 10 | 18:53.457 | 1 Lap | 5.207 | 77.28 | 1:49.548 | 8 |
| 13 | 47 | 9 | 3 | Brian JOLLIFFE | Cooper T45 | 10 | 19:04.006 | 1 Lap | 10.549 | 76.57 | 1:49.880 | 3 |
| 14 | 60 | 7c | 1 | Elliott HANN | Cooper T41 | 10 | 19:26.405 | 1 Lap | 22.399 | 75.10 | 1:53.847 | 2 |
| 15 | 41 | 7c | 2 | Alex SIMPSON | Cooper T41 | 10 | 19:39.287 | 1 Lap | 12.882 | 74.28 | 1:54.766 | 2 |
| 16 | 36 | 5 | 1 | Guy PLANTE | Cooper Bristol T23 | 10 | 19:47.262 | 1 Lap | 7.975 | 73.78 | 1:55.447 | 9 |
| 17 | 33 | 5 | 2 | Chris PHILLIPS | Cooper Bristol Mk2 | 10 | 19:47.535 | 1 Lap | 0.273 | 73.76 | 1:55.765 | 3 |
| 18 | 19 | 7c | 3 | Stephen BANHAM | Cooper T45 | 9 | 19:16.603 | 2 Laps | 1 Lap | 68.16 | 2:04.180 | 9 |

NOT CLASSIFIED

| | | | | | | | | | | | | |
|-----|----|-----|--|------------------|------------------|---|-----------|--------|----------|-------|----------|---|
| DNF | 12 | 7b | | Rudi FRIEDRICHS | Cooper T53 | 7 | 12:01.369 | 4 Laps | 2 Laps | 85.00 | 1:41.237 | 4 |
| DNF | 6 | 12 | | John EMERY | Brabham BT4 | 7 | 14:51.708 | 4 Laps | 2:50.339 | 68.76 | 1:54.373 | 6 |
| DNF | 32 | 10a | | Bernardo HARTOGS | Lotus 18/21 | 6 | 10:59.159 | 5 Laps | 1 Lap | 79.73 | 1:47.589 | 6 |
| DNF | 59 | 7b | | Paul WAINE | Cooper T53 | 6 | 11:57.397 | 5 Laps | 58.238 | 73.26 | 1:46.304 | 4 |
| DNF | 39 | 7c | | Cliff GRAY | Cooper T43 | 5 | 10:05.053 | 6 Laps | 1 Lap | 72.38 | 1:57.409 | 5 |
| DNF | 14 | 11 | | Richard WILSON | Cooper T60 | 4 | 7:27.773 | 7 Laps | 1 Lap | 78.25 | 1:47.916 | 4 |
| DNF | 82 | 9 | | Tony DITHERIDGE | Cooper T45 | 3 | 5:45.881 | 8 Laps | 1 Lap | 75.97 | 1:51.815 | 3 |
| DNF | 8 | 7a | | Malcolm COOK | Connaught C Type | 0 | | | | | | |

FASTEST LAP

| | | | | | | | | | | |
|----|-----|--|--|-----------------|--------------------|---|----------|--|-----------|------------|
| 18 | 7b | | | Sam WILSON | Lotus 18 | 3 | 1:39.384 | | 88.14 mph | 141.84 kph |
| 22 | 12 | | | Peter HORSMAN | Lotus 18/21 | 6 | 1:41.296 | | 86.47 mph | 139.17 kph |
| 30 | 8 | | | Miles GRIFFITHS | Scarab Offenhauser | 7 | 1:41.501 | | 86.30 mph | 138.89 kph |
| 99 | 10a | | | Mark SHAW | Lotus 21 | 4 | 1:41.857 | | 86.00 mph | 138.40 kph |
| 43 | 9 | | | Eddie WILLIAMS | Cooper T43 | 3 | 1:44.591 | | 83.75 mph | 134.78 kph |
| 34 | 6 | | | John SPIERS | Maserati 250F | 6 | 1:47.361 | | 81.59 mph | 131.31 kph |
| 14 | 11 | | | Richard WILSON | Cooper T60 | 4 | 1:47.916 | | 81.17 mph | 130.63 kph |
| 5 | 7a | | | Tony SMITH | Ferrari 246 Dino | 8 | 1:49.548 | | 79.96 mph | 128.68 kph |
| 9 | 10b | | | Chris HELLIWELL | Cooper T75 | 4 | 1:49.896 | | 79.71 mph | 128.28 kph |
| 60 | 7c | | | Elliott HANN | Cooper T41 | 2 | 1:53.847 | | 76.94 mph | 123.82 kph |
| 36 | 5 | | | Guy PLANTE | Cooper Bristol T23 | 9 | 1:55.447 | | 75.87 mph | 122.11 kph |

Weather / Track : Bright / Dry

These results are provisional until the conclusion of any judicial and technical matters.

Brands Hatch GP: 2.4332 miles

Race Distance: 11 Laps / 26.76 miles

Start: 16:02 Flag 16:20 End: 16:22

Clerk Of Course : John Hopkinson

Stewards :

Timekeeper : Nick Palmer

Historic Grand Prix Cars Association

RACE 20 - LAP CHART

| LAP 1 @ 16:04:00.177 | | | LAP 2 @ 16:05:40.044 | | | LAP 3 @ 16:07:19.428 | | | LAP 4 @ 16:08:59.037 | | | LAP 5 @ 16:10:39.897 | | |
|----------------------|----------|----------|----------------------|----------|----------|----------------------|----------|----------|----------------------|----------|----------|----------------------|----------|----------|
| NO | BEHIND | LAP TIME | NO | BEHIND | LAP TIME | NO | BEHIND | LAP TIME | NO | BEHIND | LAP TIME | NO | BEHIND | LAP TIME |
| 18 | | 1:45.459 | 18 | | 1:39.867 | 18 | | 1:39.384 | 18 | | 1:39.609 | 18 | | 1:40.860 |
| 22 | 2.823 | 1:48.282 | 22 | 4.974 | 1:42.018 | 22 | 7.807 | 1:42.217 | 12 | 9.585 | 1:41.237 | 22 | 11.863 | 1:42.797 |
| 12 | 3.066 | 1:48.525 | 12 | 5.337 | 1:42.138 | 12 | 7.957 | 1:42.004 | 22 | 9.926 | 1:41.728 | 12 | 12.122 | 1:43.397 |
| 99 | 3.862 | 1:49.321 | 99 | 6.082 | 1:42.087 | 99 | 9.563 | 1:42.865 | 99 | 11.811 | 1:41.857 | 99 | 13.644 | 1:42.693 |
| 43 | 5.882 | 1:51.341 | 43 | 10.845 | 1:44.830 | 43 | 16.052 | 1:44.591 | 30 | 22.416 | 1:42.229 | 19 | 1 Lap | 2:08.112 |
| 51 | 8.730 | 1:54.189 | 51 | 14.623 | 1:45.760 | 30 | 19.796 | 1:41.662 | 43 | 23.479 | 1:47.036 | 30 | 23.075 | 1:41.519 |
| 14 | 12.475 | 1:57.934 | 30 | 17.518 | 1:44.215 | 51 | 19.927 | 1:44.688 | 51 | 25.878 | 1:45.560 | 43 | 27.957 | 1:45.338 |
| 32 | 12.659 | 1:58.118 | 32 | 21.866 | 1:49.074 | 32 | 30.445 | 1:47.963 | 32 | 38.573 | 1:47.737 | 51 | 29.684 | 1:44.666 |
| 34 | 12.983 | 1:58.442 | 14 | 22.407 | 1:49.799 | 34 | 31.380 | 1:48.047 | 34 | 39.472 | 1:47.701 | 34 | 46.208 | 1:47.596 |
| 30 | 13.170 | 1:58.629 | 34 | 22.717 | 1:49.601 | 14 | 35.147 | 1:52.124 | 14 | 43.454 | 1:47.916 | 32 | 46.391 | 1:48.678 |
| 82 | 14.945 | 2:00.404 | 7 | 27.908 | 1:51.924 | 7 | 40.145 | 1:51.621 | 7 | 52.048 | 1:51.512 | 7 | 1:02.224 | 1:51.036 |
| 7 | 15.851 | 2:01.310 | 82 | 28.740 | 1:53.662 | 82 | 41.171 | 1:51.815 | 28 | 52.885 | 1:51.112 | 28 | 1:03.228 | 1:51.203 |
| 17 | 17.725 | 2:03.184 | 28 | 30.684 | 1:52.453 | 28 | 41.382 | 1:50.082 | 9 | 53.733 | 1:49.896 | 9 | 1:03.993 | 1:51.120 |
| 47 | 17.904 | 2:03.363 | 47 | 31.752 | 1:53.715 | 47 | 42.248 | 1:49.880 | 17 | 56.918 | 1:51.717 | 17 | 1:06.873 | 1:50.815 |
| 28 | 18.098 | 2:03.557 | 17 | 32.372 | 1:54.514 | 9 | 43.446 | 1:50.147 | 47 | 58.125 | 1:55.486 | 47 | 1:09.013 | 1:51.748 |
| 9 | 20.659 | 2:06.118 | 9 | 32.683 | 1:51.891 | 17 | 44.810 | 1:51.822 | 5 | 1:04.158 | 1:50.790 | 5 | 1:13.331 | 1:50.033 |
| 60 | 22.801 | 2:08.260 | 60 | 36.781 | 1:53.847 | 60 | 51.560 | 1:54.163 | 60 | 1:08.364 | 1:56.413 | 60 | 1:21.805 | 1:54.301 |
| 41 | 23.648 | 2:09.107 | 41 | 38.547 | 1:54.766 | 5 | 52.977 | 1:52.328 | 41 | 1:11.017 | 1:55.562 | 41 | 1:27.282 | 1:57.125 |
| 33 | 24.947 | 2:10.406 | 5 | 40.033 | 1:53.488 | 41 | 55.064 | 1:55.901 | 33 | 1:15.174 | 1:56.258 | 33 | 1:31.578 | 1:57.264 |
| 39 | 26.108 | 2:11.567 | 33 | 42.144 | 1:57.064 | 33 | 58.525 | 1:55.765 | 6 | 1:19.568 | 1:56.014 | 6 | 1:33.087 | 1:54.379 |
| 5 | 26.412 | 2:11.871 | 39 | 45.020 | 1:58.779 | 39 | 1:03.136 | 1:57.500 | 36 | 1:22.133 | 1:57.190 | 36 | 1:37.775 | 1:56.502 |
| 36 | 26.546 | 2:12.005 | 36 | 45.200 | 1:58.521 | 6 | 1:03.163 | 1:57.049 | 39 | 1:23.325 | 1:59.798 | 39 | 1:39.874 | 1:57.409 |
| 6 | 27.443 | 2:12.902 | 6 | 45.498 | 1:57.922 | 36 | 1:04.552 | 1:58.736 | 59 | 1:35.385 | 1:46.304 | | | |
| 19 | 35.030 | 2:20.489 | 19 | 1:02.361 | 2:07.198 | 59 | 1:28.690 | 1:46.841 | | | | | | |
| 59 | 1:14.374 | 2:59.833 | 59 | 1:21.233 | 1:46.726 | 19 | 1:31.176 | 2:08.199 | | | | | | |

Weather / Track : Bright / Dry

Brands Hatch GP
 Circuit Length = 2.4332 miles
 Start: 16:02 Flag 16:20 End: 16:22

Historic Grand Prix Cars Association

RACE 20 - LAP CHART

| LAP 6 @ 16:12:19.991 | | | LAP 7 @ 16:14:00.485 | | | LAP 8 @ 16:15:42.310 | | | LAP 9 @ 16:17:23.876 | | | LAP 10 @ 16:19:06.449 | | |
|----------------------|----------|----------|----------------------|----------|----------|----------------------|----------|------------|----------------------|----------|----------|-----------------------|----------|----------|
| NO | BEHIND | LAP TIME | NO | BEHIND | LAP TIME | NO | BEHIND | LAP TIME | NO | BEHIND | LAP TIME | NO | BEHIND | LAP TIME |
| 18 | | 1:40.094 | 18 | | 1:40.494 | 18 | | 1:41.825 | 18 | | 1:41.566 | 18 | | 1:42.573 |
| 59 | 1 Lap | 1:49.820 | 41 | 1 Lap | 1:57.735 | 60 | 1 Lap | 1:56.854 | 47 | 1 Lap | 1:54.270 | 9 | 1 Lap | 1:53.011 |
| 22 | 13.065 | 1:41.296 | 6 | 1 Lap | 1:54.373 | 22 | 17.005 | 1:43.916 | 22 | 17.775 | 1:42.336 | 17 | 1 Lap | 1:50.890 |
| 12 | 13.488 | 1:41.460 | 33 | 1 Lap | 1:57.714 | 41 | 1 Lap | 1:57.143 | 99 | 26.229 | 1:44.216 | 5 | 1 Lap | 1:52.855 |
| 99 | 15.789 | 1:42.239 | 59 | 1 Lap | 1:47.873 | 99 | 23.579 | 1:46.936 | 60 | 1 Lap | 1:56.680 | 22 | 17.913 | 1:42.711 |
| 30 | 24.527 | 1:41.546 | 36 | 1 Lap | 1:57.363 | 33 | 1 Lap | 1:58.713 | 30 | 27.354 | 1:42.306 | 47 | 1 Lap | 1:54.054 |
| 43 | 33.041 | 1:45.178 | 22 | 14.914 | 1:42.343 | 30 | 26.614 | 1:42.905 | 41 | 1 Lap | 1:57.262 | 19 | 2 Laps | 2:08.083 |
| 51 | 40.004 | 1:50.414 | 12 | 15.602 | 1:42.608 | 36 | 1 Lap | 1:58.552 | 33 | 1 Lap | 1:58.793 | 99 | 27.130 | 1:43.474 |
| 19 | 1 Lap | 2:07.594 | 99 | 18.468 | 1:43.173 | 43 | 43.802 | 1:47.092 | 36 | 1 Lap | 1:56.099 | 30 | 27.409 | 1:42.628 |
| 34 | 53.475 | 1:47.361 | 30 | 25.534 | 1:41.501 | 51 | 49.757 | 1:46.819 | 43 | 52.286 | 1:50.050 | 60 | 1 Lap | 1:55.658 |
| 32 | 53.886 | 1:47.589 | 43 | 38.535 | 1:45.988 | 34 | 1:09.182 | 1:49.594 | 51 | 54.892 | 1:46.701 | 41 | 1 Lap | 1:57.174 |
| 28 | 1:12.979 | 1:49.845 | 51 | 44.763 | 1:45.253 | 6 | 1 Lap | 2:59.069 P | 34 | 1:17.011 | 1:49.395 | 43 | 57.591 | 1:47.878 |
| 7 | 1:13.747 | 1:51.617 | 34 | 1:01.413 | 1:48.432 | 28 | 1:31.012 | 1:50.573 | 28 | 1:39.270 | 1:49.824 | 51 | 58.356 | 1:46.037 |
| 9 | 1:15.616 | 1:51.717 | 19 | 1 Lap | 2:05.970 | 7 | 1:34.171 | 1:51.635 | 7 | 1:42.441 | 1:49.836 | 33 | 1 Lap | 1:58.267 |
| 17 | 1:17.387 | 1:50.608 | 28 | 1:22.264 | 1:49.779 | 19 | 1 Lap | 2:06.778 | | | | 36 | 1 Lap | 1:55.447 |
| 47 | 1:20.655 | 1:51.736 | 7 | 1:24.361 | 1:51.108 | 9 | 1:37.063 | 1:52.565 | | | | 34 | 1:23.932 | 1:49.494 |
| 5 | 1:22.882 | 1:49.645 | 9 | 1:26.323 | 1:51.201 | 17 | 1:39.566 | 1:54.360 | | | | | | |
| 60 | 1:36.708 | 1:54.997 | 17 | 1:27.031 | 1:50.138 | 5 | 1:41.027 | 1:49.548 | | | | | | |
| | | | 5 | 1:33.304 | 1:50.916 | | | | | | | | | |
| | | | 47 | 1:35.899 | 1:55.738 | | | | | | | | | |

Weather / Track : Bright / Dry

Brands Hatch GP
 Circuit Length = 2.4332 miles
 Start: 16:02 Flag 16:20 End: 16:22

Historic Grand Prix Cars Association

RACE 20 - LAP CHART

LAP 11 @ 16:20:48.037

| NO | BEHIND | LAP TIME |
|----|----------|----------|
| 18 | | 1:41.588 |
| 28 | 1 Lap | 1:48.847 |
| 7 | 1 Lap | 1:51.022 |
| 9 | 1 Lap | 1:50.103 |
| 17 | 1 Lap | 1:50.202 |
| 5 | 1 Lap | 1:51.983 |
| 22 | 21.518 | 1:45.193 |
| 30 | 28.588 | 1:42.767 |
| 99 | 29.768 | 1:44.226 |
| 47 | 1 Lap | 1:54.016 |
| 19 | 2 Laps | 2:04.180 |
| 60 | 1 Lap | 1:55.232 |
| 43 | 1:02.540 | 1:46.537 |
| 51 | 1:03.878 | 1:47.110 |
| 41 | 1 Lap | 1:57.512 |
| 36 | 1 Lap | 1:56.847 |
| 33 | 1 Lap | 1:57.291 |
| 34 | 1:31.937 | 1:49.593 |

Weather / Track : Bright / Dry

Results can be found at www.tsl-timing.com

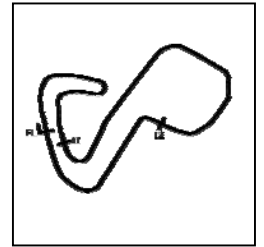
Page 3 of 3

Brands Hatch GP
Circuit Length = 2.4332 miles
Start: 16:02 Flag 16:20 End: 16:22

Printed - 16:23 Sunday, 11 July 2021

Historic Grand Prix Cars Association

RACE 20 - SECTOR ANALYSIS



SECTOR 1 = FL to I1, SECTOR 2 = I1 to I2, SECTOR 3 = I2 to FL, DIFF = Difference To Personal Best Lap, P = Crossed Finish Line in Pit Lane, D = Time Disallowed

| P1 18 7b | | Sam WILSON | | Lotus 18 | | | | | | |
|---------------------------|---------------|--------------------------|---------------|--------------------|---------------|--------------|---------------------|--------------|-------|---------------------|
| IDEAL LAP TIME : 1:39.217 | | BEST LAP TIME : 1:39.384 | | DIFFERENCE : 0.167 | | | | | | |
| LAP | SECTOR 1 | SECTOR 2 | SECTOR 3 | LAP TIME | MPH | DIFF | TIME OF DAY | | | |
| 1 - | | 82.1 | 23.353 | 131.8 | 1:45.459 | 83.06 | 6.075 | 16:04:00.177 | | |
| 2 - | 31.660 | 97.5 | 44.709 | 81.9 | 23.498 | 128.8 | 1:39.867 (3) | 87.71 | 0.483 | 16:05:40.044 |
| 3 - | 31.595 | 98.3 | 44.431 | 80.7 | 23.358 | 130.8 | 1:39.384 (1) | 88.14 | | 16:07:19.428 |
| 4 - | 31.889 | 98.5 | 44.336 | 81.4 | 23.384 | 131.5 | 1:39.609 (2) | 87.94 | 0.225 | 16:08:59.037 |
| 5 - | 31.868 | 94.3 | 45.251 | 85.0 | 23.741 | 131.3 | 1:40.860 | 86.85 | 1.476 | 16:10:39.897 |
| 6 - | 31.797 | 100.6 | 45.011 | 82.9 | 23.286 | 132.3 | 1:40.094 | 87.51 | 0.710 | 16:12:19.991 |
| 7 - | 32.061 | 101.2 | 44.668 | 82.7 | 23.765 | 130.3 | 1:40.494 | 87.16 | 1.110 | 16:14:00.485 |
| 8 - | 32.365 | 95.7 | 45.529 | 84.3 | 23.931 | 128.0 | 1:41.825 | 86.02 | 2.441 | 16:15:42.310 |
| 9 - | 32.633 | 95.5 | 45.043 | 83.1 | 23.890 | 132.3 | 1:41.566 | 86.24 | 2.182 | 16:17:23.876 |
| 10 - | 32.959 | 97.1 | 45.569 | 84.3 | 24.045 | 128.5 | 1:42.573 | 85.40 | 3.189 | 16:19:06.449 |
| 11 - | 31.975 | 99.5 | 45.236 | 79.2 | 24.377 | 116.5 | 1:41.588 | 86.22 | 2.204 | 16:20:48.037 |

| P2 22 12 | | Peter HORSMAN | | Lotus 18/21 | | | | | | |
|---------------------------|---------------|--------------------------|---------------|--------------------|---------------|-------|---------------------|--------------|-------|---------------------|
| IDEAL LAP TIME : 1:41.005 | | BEST LAP TIME : 1:41.296 | | DIFFERENCE : 0.291 | | | | | | |
| LAP | SECTOR 1 | SECTOR 2 | SECTOR 3 | LAP TIME | MPH | DIFF | TIME OF DAY | | | |
| 1 - | | 82.4 | 24.091 | 130.5 | 1:48.282 | 80.89 | 6.986 | 16:04:03.000 | | |
| 2 - | 32.584 | 102.7 | 45.335 | 76.0 | 24.099 | 129.8 | 1:42.018 (3) | 85.86 | 0.722 | 16:05:45.018 |
| 3 - | 32.840 | 103.0 | 45.304 | 77.5 | 24.073 | 130.0 | 1:42.217 | 85.69 | 0.921 | 16:07:27.235 |
| 4 - | 32.897 | 105.0 | 45.118 | 79.0 | 23.713 | 129.8 | 1:41.728 (2) | 86.11 | 0.432 | 16:09:08.963 |
| 5 - | 32.748 | 104.3 | 46.066 | 78.3 | 23.983 | 129.5 | 1:42.797 | 85.21 | 1.501 | 16:10:51.760 |
| 6 - | 32.515 | 104.3 | 45.077 | 79.6 | 23.704 | 129.5 | 1:41.296 (1) | 86.47 | | 16:12:33.056 |
| 7 - | 32.224 | 104.2 | 46.086 | 79.1 | 24.033 | 128.8 | 1:42.343 | 85.59 | 1.047 | 16:14:15.399 |
| 8 - | 33.359 | 99.5 | 46.223 | 80.7 | 24.334 | 129.0 | 1:43.916 | 84.29 | 2.620 | 16:15:59.315 |
| 9 - | 33.031 | 104.5 | 45.350 | 78.3 | 23.955 | 129.3 | 1:42.336 | 85.59 | 1.040 | 16:17:41.651 |
| 10 - | 32.764 | 104.2 | 45.551 | 78.5 | 24.396 | 128.3 | 1:42.711 | 85.28 | 1.415 | 16:19:24.362 |
| 11 - | 33.525 | 100.4 | 47.173 | 80.6 | 24.495 | 124.5 | 1:45.193 | 83.27 | 3.897 | 16:21:09.555 |

| P3 30 8 | | Miles GRIFFITHS | | Scarab Offenhauser | | | | | | |
|---------------------------|---------------|--------------------------|---------------|--------------------|---------------|--------------|---------------------|--------------|-------|---------------------|
| IDEAL LAP TIME : 1:41.110 | | BEST LAP TIME : 1:41.501 | | DIFFERENCE : 0.391 | | | | | | |
| LAP | SECTOR 1 | SECTOR 2 | SECTOR 3 | LAP TIME | MPH | DIFF | TIME OF DAY | | | |
| 1 - | | 79.9 | 24.357 | 125.6 | 1:58.629 | 73.84 | 17.128 | 16:04:13.347 | | |
| 2 - | 34.281 | 85.0 | 45.840 | 84.7 | 24.094 | 128.5 | 1:44.215 | 84.05 | 2.714 | 16:05:57.562 |
| 3 - | 32.244 | 97.1 | 45.569 | 77.2 | 23.849 | 128.3 | 1:41.662 | 86.16 | 0.161 | 16:07:39.224 |
| 4 - | 32.107 | 98.1 | 45.474 | 68.1 | 24.648 | 127.3 | 1:42.229 | 85.68 | 0.728 | 16:09:21.453 |
| 5 - | 32.352 | 100.0 | 45.159 | 80.9 | 24.008 | 127.5 | 1:41.519 (2) | 86.28 | 0.018 | 16:11:02.972 |
| 6 - | 32.378 | 98.1 | 45.242 | 79.7 | 23.926 | 128.0 | 1:41.546 (3) | 86.26 | 0.045 | 16:12:44.518 |
| 7 - | 32.356 | 98.9 | 45.301 | 82.7 | 23.844 | 127.8 | 1:41.501 (1) | 86.30 | | 16:14:26.019 |
| 8 - | 32.663 | 100.3 | 46.255 | 78.8 | 23.987 | 127.3 | 1:42.905 | 85.12 | 1.404 | 16:16:08.924 |
| 9 - | 32.971 | 99.8 | 45.394 | 80.5 | 23.941 | 128.0 | 1:42.306 | 85.62 | 0.805 | 16:17:51.230 |
| 10 - | 32.869 | 95.5 | 45.514 | 78.3 | 24.245 | 125.2 | 1:42.628 | 85.35 | 1.127 | 16:19:33.858 |
| 11 - | 32.726 | 90.5 | 45.989 | 78.2 | 24.052 | 125.2 | 1:42.767 | 85.23 | 1.266 | 16:21:16.625 |

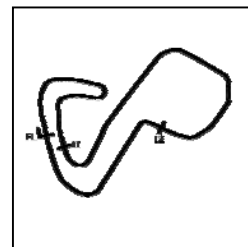
| P4 99 10a | | Mark SHAW | | Lotus 21 | | | | | | |
|---------------------------|---------------|--------------------------|---------------|--------------------|---------------|--------------|---------------------|--------------|-------|---------------------|
| IDEAL LAP TIME : 1:41.490 | | BEST LAP TIME : 1:41.857 | | DIFFERENCE : 0.367 | | | | | | |
| LAP | SECTOR 1 | SECTOR 2 | SECTOR 3 | LAP TIME | MPH | DIFF | TIME OF DAY | | | |
| 1 - | | 78.1 | 24.361 | 123.1 | 1:49.321 | 80.12 | 7.464 | 16:04:04.039 | | |
| 2 - | 32.639 | 95.3 | 45.119 | 82.0 | 24.329 | 123.8 | 1:42.087 (2) | 85.80 | 0.230 | 16:05:46.126 |
| 3 - | 32.629 | 94.3 | 45.609 | 79.6 | 24.627 | 121.3 | 1:42.865 | 85.15 | 1.008 | 16:07:28.991 |
| 4 - | 32.245 | 94.9 | 45.486 | 80.7 | 24.126 | 120.2 | 1:41.857 (1) | 86.00 | | 16:09:10.848 |
| 5 - | 32.272 | 97.1 | 45.669 | 82.8 | 24.752 | 120.9 | 1:42.693 | 85.30 | 0.836 | 16:10:53.541 |
| 6 - | 32.319 | 97.2 | 45.585 | 82.3 | 24.335 | 119.6 | 1:42.239 (3) | 85.68 | 0.382 | 16:12:35.780 |
| 7 - | 32.355 | 97.8 | 45.843 | 82.1 | 24.975 | 118.9 | 1:43.173 | 84.90 | 1.316 | 16:14:18.953 |
| 8 - | 33.063 | 93.5 | 48.357 | 74.5 | 25.516 | 116.1 | 1:46.936 | 81.91 | 5.079 | 16:16:05.889 |
| 9 - | 32.932 | 95.3 | 46.560 | 79.0 | 24.724 | 119.4 | 1:44.216 | 84.05 | 2.359 | 16:17:50.105 |
| 10 - | 32.799 | 94.2 | 46.114 | 80.7 | 24.561 | 118.9 | 1:43.474 | 84.65 | 1.617 | 16:19:33.579 |
| 11 - | 32.682 | 96.1 | 46.646 | 79.7 | 24.898 | 116.1 | 1:44.226 | 84.04 | 2.369 | 16:21:17.805 |

Weather / Track : Bright / Dry

Brands Hatch GP
 Circuit Length = 2.4332 miles
 Start: 16:02 Flag 16:20 End: 16:22

Historic Grand Prix Cars Association

RACE 20 - SECTOR ANALYSIS



SECTOR 1 = FL to I1, SECTOR 2 = I1 to I2, SECTOR 3 = I2 to FL, DIFF = Difference To Personal Best Lap, P = Crossed Finish Line in Pit Lane, D = Time Disallowed

| P5 43 9 | | Eddie WILLIAMS | | | Cooper T43 | | | | | |
|---------------------------|---------------|--------------------------|---------------|-------------|--------------------|--------------|---------------------|--------------|--------------|---------------------|
| IDEAL LAP TIME : 1:44.495 | | BEST LAP TIME : 1:44.591 | | | DIFFERENCE : 0.096 | | | | | |
| LAP | SECTOR 1 | | SECTOR 2 | | SECTOR 3 | | LAP TIME | MPH | DIFF | TIME OF DAY |
| 1 - | | | 74.8 | 24.645 | 120.2 | 1:51.341 | 78.67 | 6.750 | 16:04:06.059 | |
| 2 - | 33.109 | 92.1 | 46.917 | 71.1 | 24.804 | 119.4 | 1:44.830 (2) | 83.56 | 0.239 | 16:05:50.889 |
| 3 - | 33.205 | 91.8 | 46.812 | 77.0 | 24.574 | 121.3 | 1:44.591 (1) | 83.75 | | 16:07:35.480 |
| 4 - | 33.805 | 94.2 | 47.303 | 69.3 | 25.928 | 111.6 | 1:47.036 | 81.84 | 2.445 | 16:09:22.516 |
| 5 - | 33.719 | 91.4 | 46.909 | 74.0 | 24.710 | 119.1 | 1:45.338 | 83.15 | 0.747 | 16:11:07.854 |
| 6 - | 33.125 | 93.8 | 47.198 | 74.1 | 24.855 | 118.7 | 1:45.178 (3) | 83.28 | 0.587 | 16:12:53.032 |
| 7 - | 33.143 | 93.4 | 47.715 | 69.1 | 25.130 | 117.7 | 1:45.988 | 82.64 | 1.397 | 16:14:39.020 |
| 8 - | 33.457 | 88.5 | 48.132 | 71.3 | 25.503 | 116.7 | 1:47.092 | 81.79 | 2.501 | 16:16:26.112 |
| 9 - | 33.441 | 90.4 | 50.620 | 45.9 | 25.989 | 118.9 | 1:50.050 | 79.59 | 5.459 | 16:18:16.162 |
| 10 - | 33.686 | 89.3 | 48.104 | 67.7 | 26.088 | 117.5 | 1:47.878 | 81.20 | 3.287 | 16:20:04.040 |
| 11 - | 33.491 | 97.1 | 47.895 | 73.6 | 25.151 | 118.9 | 1:46.537 | 82.22 | 1.946 | 16:21:50.577 |

| P6 51 9 | | Rod JOLLEY | | | Cooper T43/51 | | | | | |
|---------------------------|---------------|--------------------------|---------------|-------------|--------------------|--------------|---------------------|--------------|--------------|---------------------|
| IDEAL LAP TIME : 1:44.386 | | BEST LAP TIME : 1:44.666 | | | DIFFERENCE : 0.280 | | | | | |
| LAP | SECTOR 1 | | SECTOR 2 | | SECTOR 3 | | LAP TIME | MPH | DIFF | TIME OF DAY |
| 1 - | | | 79.0 | 25.001 | 117.7 | 1:54.189 | 76.71 | 9.523 | 16:04:08.907 | |
| 2 - | 33.784 | 89.9 | 47.124 | 79.8 | 24.852 | 118.9 | 1:45.760 | 82.82 | 1.094 | 16:05:54.667 |
| 3 - | 33.445 | 94.1 | 46.556 | 79.2 | 24.687 | 119.4 | 1:44.688 (2) | 83.67 | 0.022 | 16:07:39.355 |
| 4 - | 33.232 | 94.1 | 47.428 | 80.0 | 24.900 | 118.1 | 1:45.560 | 82.98 | 0.894 | 16:09:24.915 |
| 5 - | 33.143 | 93.4 | 46.787 | 79.1 | 24.736 | 118.1 | 1:44.666 (1) | 83.69 | | 16:11:09.581 |
| 6 - | 37.949 | 94.2 | 47.491 | 78.9 | 24.974 | 117.1 | 1:50.414 | 79.33 | 5.748 | 16:12:59.995 |
| 7 - | 33.218 | 95.7 | 47.081 | 78.8 | 24.954 | 117.9 | 1:45.253 (3) | 83.22 | 0.587 | 16:14:45.248 |
| 8 - | 33.480 | 94.6 | 48.079 | 78.6 | 25.260 | 116.1 | 1:46.819 | 82.00 | 2.153 | 16:16:32.067 |
| 9 - | 33.789 | 91.1 | 47.589 | 76.1 | 25.323 | 116.5 | 1:46.701 | 82.09 | 2.035 | 16:18:18.768 |
| 10 - | 33.506 | 93.5 | 47.203 | 76.6 | 25.328 | 117.7 | 1:46.037 | 82.61 | 1.371 | 16:20:04.805 |
| 11 - | 33.860 | 93.7 | 47.621 | 75.2 | 25.629 | 117.1 | 1:47.110 | 81.78 | 2.444 | 16:21:51.915 |

| P7 34 6 | | John SPIERS | | | Maserati 250F | | | | | |
|---------------------------|---------------|--------------------------|---------------|-------------|--------------------|--------------|---------------------|--------------|--------------|---------------------|
| IDEAL LAP TIME : 1:46.903 | | BEST LAP TIME : 1:47.361 | | | DIFFERENCE : 0.458 | | | | | |
| LAP | SECTOR 1 | | SECTOR 2 | | SECTOR 3 | | LAP TIME | MPH | DIFF | TIME OF DAY |
| 1 - | | | 75.2 | 25.606 | 121.1 | 1:58.442 | 73.95 | 11.081 | 16:04:13.160 | |
| 2 - | 35.302 | 90.6 | 49.046 | 76.4 | 25.253 | 122.0 | 1:49.601 | 79.92 | 2.240 | 16:06:02.761 |
| 3 - | 34.588 | 93.3 | 48.151 | 76.2 | 25.308 | 121.5 | 1:48.047 | 81.07 | 0.686 | 16:07:50.808 |
| 4 - | 34.265 | 91.4 | 48.346 | 76.0 | 25.090 | 122.4 | 1:47.701 (3) | 81.33 | 0.340 | 16:09:38.509 |
| 5 - | 34.134 | 91.1 | 48.135 | 76.6 | 25.327 | 121.5 | 1:47.596 (2) | 81.41 | 0.235 | 16:11:26.105 |
| 6 - | 34.175 | 90.5 | 47.679 | 75.6 | 25.507 | 121.5 | 1:47.361 (1) | 81.59 | | 16:13:13.466 |
| 7 - | 34.267 | 90.3 | 48.622 | 76.2 | 25.543 | 120.2 | 1:48.432 | 80.78 | 1.071 | 16:15:01.898 |
| 8 - | 34.753 | 89.9 | 49.033 | 76.8 | 25.808 | 119.8 | 1:49.594 | 79.92 | 2.233 | 16:16:51.492 |
| 9 - | 35.095 | 90.1 | 48.706 | 74.6 | 25.594 | 120.2 | 1:49.395 | 80.07 | 2.034 | 16:18:40.887 |
| 10 - | 34.982 | 90.0 | 48.938 | 77.5 | 25.574 | 118.9 | 1:49.494 | 80.00 | 2.133 | 16:20:30.381 |
| 11 - | 35.349 | 89.1 | 48.480 | 73.5 | 25.764 | 115.7 | 1:49.593 | 79.93 | 2.232 | 16:22:19.974 |

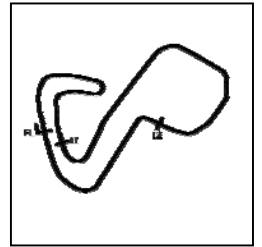
| P8 28 8 | | Eddie McGUIRE | | | Scarab | | | | | |
|---------------------------|---------------|--------------------------|---------------|-------------|--------------------|--------------|---------------------|--------------|--------------|---------------------|
| IDEAL LAP TIME : 1:48.847 | | BEST LAP TIME : 1:48.847 | | | DIFFERENCE : 0.000 | | | | | |
| LAP | SECTOR 1 | | SECTOR 2 | | SECTOR 3 | | LAP TIME | MPH | DIFF | TIME OF DAY |
| 1 - | | | 66.9 | 25.802 | 122.4 | 2:03.557 | 70.89 | 14.710 | 16:04:18.275 | |
| 2 - | 35.778 | 95.1 | 50.912 | 68.8 | 25.763 | 122.9 | 1:52.453 | 77.89 | 3.606 | 16:06:10.728 |
| 3 - | 34.902 | 96.5 | 49.579 | 68.9 | 25.601 | 124.0 | 1:50.082 | 79.57 | 1.235 | 16:08:00.810 |
| 4 - | 34.914 | 93.0 | 50.531 | 65.5 | 25.667 | 122.9 | 1:51.112 | 78.83 | 2.265 | 16:09:51.922 |
| 5 - | 34.971 | 93.2 | 50.051 | 69.9 | 26.181 | 122.2 | 1:51.203 | 78.77 | 2.356 | 16:11:43.125 |
| 6 - | 34.607 | 96.5 | 49.703 | 70.1 | 25.535 | 120.9 | 1:49.845 | 79.74 | 0.998 | 16:13:32.970 |
| 7 - | 34.653 | 92.1 | 49.478 | 71.4 | 25.648 | 122.0 | 1:49.779 (2) | 79.79 | 0.932 | 16:15:22.749 |
| 8 - | 34.692 | 95.3 | 50.309 | 74.7 | 25.572 | 121.5 | 1:50.573 | 79.22 | 1.726 | 16:17:13.322 |
| 9 - | 34.719 | 90.0 | 49.466 | 73.5 | 25.639 | 120.9 | 1:49.824 (3) | 79.76 | 0.977 | 16:19:03.146 |
| 10 - | 34.379 | 93.9 | 48.968 | 73.2 | 25.500 | 122.0 | 1:48.847 (1) | 80.47 | | 16:20:51.993 |

Weather / Track : Bright / Dry

Brands Hatch GP
Circuit Length = 2.4332 miles
Start: 16:02 Flag 16:20 End: 16:22

Historic Grand Prix Cars Association

RACE 20 - SECTOR ANALYSIS



SECTOR 1 = FL to I1, SECTOR 2 = I1 to I2, SECTOR 3 = I2 to FL, DIFF = Difference To Personal Best Lap, P = Crossed Finish Line in Pit Lane, D = Time Disallowed

| P9 | | 7 12 | | Nick TOPLISS | | Cooper T53 | | | | |
|---------------------------|---------------|--------------------------|---------------|--------------------|---------------|--------------|---------------------|--------------|--------|---------------------|
| IDEAL LAP TIME : 1:49.651 | | BEST LAP TIME : 1:49.836 | | DIFFERENCE : 0.185 | | | | | | |
| LAP | SECTOR 1 | | SECTOR 2 | | SECTOR 3 | | LAP TIME | MPH | DIFF | TIME OF DAY |
| 1 - | | | | 74.3 | 25.566 | 120.4 | 2:01.310 | 72.20 | 11.474 | 16:04:16.028 |
| 2 - | 35.221 | 89.0 | 51.167 | 73.3 | 25.536 | 119.4 | 1:51.924 | 78.26 | 2.088 | 16:06:07.952 |
| 3 - | 34.916 | 89.1 | 51.064 | 74.1 | 25.641 | 120.2 | 1:51.621 | 78.47 | 1.785 | 16:07:59.573 |
| 4 - | 34.930 | 86.7 | 51.066 | 71.8 | 25.516 | 120.2 | 1:51.512 | 78.55 | 1.676 | 16:09:51.085 |
| 5 - | 34.702 | 88.6 | 50.752 | 73.9 | 25.582 | 120.2 | 1:51.036 (3) | 78.89 | 1.200 | 16:11:42.121 |
| 6 - | 34.677 | 90.8 | 51.337 | 72.1 | 25.603 | 120.0 | 1:51.617 | 78.48 | 1.781 | 16:13:33.738 |
| 7 - | 35.099 | 91.6 | 50.510 | 74.0 | 25.499 | 120.6 | 1:51.108 | 78.84 | 1.272 | 16:15:24.846 |
| 8 - | 34.579 | 90.8 | 50.630 | 65.4 | 26.426 | 120.0 | 1:51.635 | 78.46 | 1.799 | 16:17:16.481 |
| 9 - | 34.650 | 94.9 | 49.573 | 72.4 | 25.613 | 118.9 | 1:49.836 (1) | 79.75 | | 16:19:06.317 |
| 10 - | 35.122 | 91.1 | 50.382 | 74.0 | 25.518 | 115.9 | 1:51.022 (2) | 78.90 | 1.186 | 16:20:57.339 |

| P10 | | 9 10b | | Chris HELLIWELL | | Cooper T75 | | | | |
|---------------------------|---------------|--------------------------|---------------|--------------------|---------------|--------------|---------------------|--------------|--------|---------------------|
| IDEAL LAP TIME : 1:49.230 | | BEST LAP TIME : 1:49.896 | | DIFFERENCE : 0.666 | | | | | | |
| LAP | SECTOR 1 | | SECTOR 2 | | SECTOR 3 | | LAP TIME | MPH | DIFF | TIME OF DAY |
| 1 - | | | | 77.2 | 26.254 | 110.9 | 2:06.118 | 69.45 | 16.222 | 16:04:20.836 |
| 2 - | 34.600 | 84.4 | 50.483 | 70.4 | 26.808 | 111.1 | 1:51.891 | 78.28 | 1.995 | 16:06:12.727 |
| 3 - | 35.034 | 86.8 | 49.620 | 76.5 | 25.493 | 112.9 | 1:50.147 (3) | 79.52 | 0.251 | 16:08:02.874 |
| 4 - | 34.759 | 90.1 | 49.298 | 72.4 | 25.839 | 111.1 | 1:49.896 (1) | 79.71 | | 16:09:52.770 |
| 5 - | 34.555 | 89.4 | 49.668 | 78.1 | 26.897 | 105.0 | 1:51.120 | 78.83 | 1.224 | 16:11:43.890 |
| 6 - | 35.212 | 89.8 | 50.091 | 76.7 | 26.414 | 106.6 | 1:51.717 | 78.41 | 1.821 | 16:13:35.607 |
| 7 - | 34.953 | 87.1 | 49.738 | 76.6 | 26.510 | 106.5 | 1:51.201 | 78.77 | 1.305 | 16:15:26.808 |
| 8 - | 34.502 | 90.5 | 50.607 | 75.4 | 27.456 | 103.2 | 1:52.565 | 77.82 | 2.669 | 16:17:19.373 |
| 9 - | 36.041 | 87.8 | 50.166 | 78.1 | 26.804 | 106.3 | 1:53.011 | 77.51 | 3.115 | 16:19:12.384 |
| 10 - | 34.439 | 88.7 | 49.492 | 76.6 | 26.172 | 107.2 | 1:50.103 (2) | 79.56 | 0.207 | 16:21:02.487 |

| P11 | | 17 10b | | Alan BAILLIE | | LDS F1 | | | | |
|---------------------------|---------------|--------------------------|---------------|--------------------|---------------|--------------|---------------------|--------------|--------|---------------------|
| IDEAL LAP TIME : 1:49.322 | | BEST LAP TIME : 1:50.138 | | DIFFERENCE : 0.816 | | | | | | |
| LAP | SECTOR 1 | | SECTOR 2 | | SECTOR 3 | | LAP TIME | MPH | DIFF | TIME OF DAY |
| 1 - | | | | 72.8 | 26.689 | 113.7 | 2:03.184 | 71.11 | 13.046 | 16:04:17.902 |
| 2 - | 36.168 | 81.8 | 51.693 | 72.7 | 26.653 | 113.3 | 1:54.514 | 76.49 | 4.376 | 16:06:12.416 |
| 3 - | 35.072 | 89.8 | 50.518 | 73.9 | 26.232 | 115.7 | 1:51.822 | 78.33 | 1.684 | 16:08:04.238 |
| 4 - | 35.429 | 78.7 | 50.299 | 76.1 | 25.989 | 114.7 | 1:51.717 | 78.41 | 1.579 | 16:09:55.955 |
| 5 - | 34.853 | 85.0 | 49.629 | 78.2 | 26.333 | 114.1 | 1:50.815 | 79.04 | 0.677 | 16:11:46.770 |
| 6 - | 34.769 | 86.8 | 49.608 | 75.8 | 26.231 | 112.4 | 1:50.608 (3) | 79.19 | 0.470 | 16:13:37.378 |
| 7 - | 35.014 | 84.5 | 49.551 | 77.7 | 25.573 | 116.7 | 1:50.138 (1) | 79.53 | | 16:15:27.516 |
| 8 - | 34.568 | 87.3 | 53.826 | 77.1 | 25.966 | 114.5 | 1:54.360 | 76.59 | 4.222 | 16:17:21.876 |
| 9 - | 35.265 | 85.0 | 49.499 | 76.7 | 26.126 | 115.1 | 1:50.890 | 78.99 | 0.752 | 16:19:12.766 |
| 10 - | 35.248 | 88.5 | 49.181 | 80.3 | 25.773 | 115.3 | 1:50.202 (2) | 79.48 | 0.064 | 16:21:02.968 |

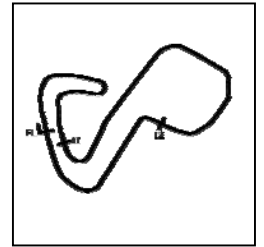
| P12 | | 5 7a | | Tony SMITH | | Ferrari 246 Dino | | | | |
|---------------------------|---------------|--------------------------|---------------|--------------------|---------------|------------------|---------------------|--------------|--------|---------------------|
| IDEAL LAP TIME : 1:49.197 | | BEST LAP TIME : 1:49.548 | | DIFFERENCE : 0.351 | | | | | | |
| LAP | SECTOR 1 | | SECTOR 2 | | SECTOR 3 | | LAP TIME | MPH | DIFF | TIME OF DAY |
| 1 - | | | | 70.1 | 26.854 | 113.5 | 2:11.871 | 66.42 | 22.323 | 16:04:26.589 |
| 2 - | 36.026 | 86.1 | 51.003 | 75.6 | 26.459 | 116.3 | 1:53.488 | 77.18 | 3.940 | 16:06:20.077 |
| 3 - | 35.248 | 85.9 | 51.034 | 74.5 | 26.046 | 120.0 | 1:52.328 | 77.98 | 2.780 | 16:08:12.405 |
| 4 - | 34.448 | 89.2 | 50.345 | 75.7 | 25.997 | 117.3 | 1:50.790 | 79.06 | 1.242 | 16:10:03.195 |
| 5 - | 34.196 | 84.8 | 49.712 | 76.9 | 26.125 | 106.6 | 1:50.033 (3) | 79.61 | 0.485 | 16:11:53.228 |
| 6 - | 34.642 | 89.0 | 49.312 | 77.4 | 25.691 | 118.9 | 1:49.645 (2) | 79.89 | 0.097 | 16:13:42.873 |
| 7 - | 34.376 | 90.5 | 50.634 | 76.9 | 25.906 | 118.5 | 1:50.916 | 78.97 | 1.368 | 16:15:33.789 |
| 8 - | 34.351 | 86.1 | 49.508 | 77.0 | 25.689 | 120.6 | 1:49.548 (1) | 79.96 | | 16:17:23.337 |
| 9 - | 35.117 | 89.8 | 50.246 | 71.2 | 27.492 | 110.7 | 1:52.855 | 77.62 | 3.307 | 16:19:16.192 |
| 10 - | 35.173 | 87.0 | 50.665 | 71.6 | 26.145 | 112.9 | 1:51.983 | 78.22 | 2.435 | 16:21:08.175 |

Weather / Track : Bright / Dry

Brands Hatch GP
Circuit Length = 2.4332 miles
Start: 16:02 Flag 16:20 End: 16:22

Historic Grand Prix Cars Association

RACE 20 - SECTOR ANALYSIS



SECTOR 1 = FL to I1, SECTOR 2 = I1 to I2, SECTOR 3 = I2 to FL, DIFF = Difference To Personal Best Lap, P = Crossed Finish Line in Pit Lane, D = Time Disallowed

| P13 47 9 | | Brian JOLLIFFE | | Cooper T45 | | | | | | |
|---------------------------|---------------|--------------------------|---------------|--------------------|---------------|--------------|---------------------|--------------|--------------|---------------------|
| IDEAL LAP TIME : 1:49.880 | | BEST LAP TIME : 1:49.880 | | DIFFERENCE : 0.000 | | | | | | |
| LAP | SECTOR 1 | | SECTOR 2 | | SECTOR 3 | | LAP TIME | MPH | DIFF | TIME OF DAY |
| 1 - | | | 72.2 | 26.367 | 111.8 | 2:03.363 | 71.00 | 13.483 | 16:04:18.081 | |
| 2 - | 35.287 | 87.2 | 51.988 | 69.8 | 26.440 | 117.3 | 1:53.715 | 77.03 | 3.835 | 16:06:11.796 |
| 3 - | 34.999 | 87.9 | 48.844 | 67.5 | 26.037 | 117.9 | 1:49.880 (1) | 79.72 | | 16:08:01.676 |
| 4 - | 37.856 | 70.8 | 50.966 | 72.8 | 26.664 | 114.5 | 1:55.486 | 75.85 | 5.606 | 16:09:57.162 |
| 5 - | 35.607 | 85.8 | 49.471 | 74.9 | 26.670 | 113.1 | 1:51.748 (3) | 78.38 | 1.868 | 16:11:48.910 |
| 6 - | 35.407 | 83.8 | 49.774 | 79.0 | 26.555 | 112.9 | 1:51.736 (2) | 78.39 | 1.856 | 16:13:40.646 |
| 7 - | 35.682 | 83.2 | 52.645 | 68.5 | 27.411 | 109.6 | 1:55.738 | 75.68 | 5.858 | 16:15:36.384 |
| 8 - | 36.206 | 81.5 | 50.895 | 70.7 | 27.169 | 113.3 | 1:54.270 | 76.65 | 4.390 | 16:17:30.654 |
| 9 - | 35.436 | 88.5 | 51.419 | 68.0 | 27.199 | 110.0 | 1:54.054 | 76.80 | 4.174 | 16:19:24.708 |
| 10 - | 35.805 | 84.3 | 50.430 | 71.2 | 27.781 | 111.6 | 1:54.016 | 76.82 | 4.136 | 16:21:18.724 |

| P14 60 7c | | Elliott HANN | | Cooper T41 | | | | | | |
|---------------------------|---------------|--------------------------|---------------|--------------------|---------------|--------------|---------------------|--------------|--------------|---------------------|
| IDEAL LAP TIME : 1:53.521 | | BEST LAP TIME : 1:53.847 | | DIFFERENCE : 0.326 | | | | | | |
| LAP | SECTOR 1 | | SECTOR 2 | | SECTOR 3 | | LAP TIME | MPH | DIFF | TIME OF DAY |
| 1 - | | | 78.6 | 27.211 | 107.8 | 2:08.260 | 68.29 | 14.413 | 16:04:22.978 | |
| 2 - | 35.660 | 85.2 | 51.497 | 79.8 | 26.690 | 107.8 | 1:53.847 (1) | 76.94 | | 16:06:18.825 |
| 3 - | 35.799 | 85.4 | 51.333 | 80.7 | 27.031 | 107.2 | 1:54.163 (2) | 76.73 | 0.316 | 16:08:10.988 |
| 4 - | 35.869 | 77.1 | 53.531 | 76.7 | 27.013 | 107.0 | 1:56.413 | 75.24 | 2.566 | 16:10:07.401 |
| 5 - | 35.498 | 82.2 | 51.778 | 81.1 | 27.025 | 107.0 | 1:54.301 (3) | 76.63 | 0.454 | 16:12:01.702 |
| 6 - | 36.154 | 83.4 | 51.559 | 79.9 | 27.284 | 105.8 | 1:54.997 | 76.17 | 1.150 | 16:13:56.699 |
| 7 - | 36.642 | 80.4 | 52.845 | 80.5 | 27.367 | 105.5 | 1:56.854 | 74.96 | 3.007 | 16:15:53.553 |
| 8 - | 36.322 | 84.3 | 52.845 | 79.1 | 27.513 | 106.0 | 1:56.680 | 75.07 | 2.833 | 16:17:50.233 |
| 9 - | 36.741 | 83.2 | 51.697 | 81.7 | 27.220 | 104.3 | 1:55.658 | 75.73 | 1.811 | 16:19:45.891 |
| 10 - | 36.144 | 88.4 | 51.855 | 82.9 | 27.233 | 105.0 | 1:55.232 | 76.01 | 1.385 | 16:21:41.123 |

| P15 41 7c | | Alex SIMPSON | | Cooper T41 | | | | | | |
|---------------------------|---------------|--------------------------|---------------|--------------------|----------|--------------|---------------------|--------------|--------------|---------------------|
| IDEAL LAP TIME : 1:54.510 | | BEST LAP TIME : 1:54.766 | | DIFFERENCE : 0.256 | | | | | | |
| LAP | SECTOR 1 | | SECTOR 2 | | SECTOR 3 | | LAP TIME | MPH | DIFF | TIME OF DAY |
| 1 - | | | 75.7 | 27.164 | 105.8 | 2:09.107 | 67.84 | 14.341 | 16:04:23.825 | |
| 2 - | 35.832 | 85.4 | 51.514 | 73.9 | 27.420 | 106.0 | 1:54.766 (1) | 76.32 | | 16:06:18.591 |
| 3 - | 36.135 | 86.8 | 52.543 | 70.1 | 27.223 | 106.1 | 1:55.901 (3) | 75.58 | 1.135 | 16:08:14.492 |
| 4 - | 35.995 | 85.2 | 52.030 | 70.3 | 27.537 | 104.3 | 1:55.562 (2) | 75.80 | 0.796 | 16:10:10.054 |
| 5 - | 36.066 | 86.2 | 52.966 | 67.2 | 28.093 | 104.0 | 1:57.125 | 74.79 | 2.359 | 16:12:07.179 |
| 6 - | 36.635 | 84.6 | 53.059 | 62.9 | 28.041 | 103.2 | 1:57.735 | 74.40 | 2.969 | 16:14:04.914 |
| 7 - | 36.492 | 85.4 | 52.834 | 71.6 | 27.817 | 104.5 | 1:57.143 | 74.77 | 2.377 | 16:16:02.057 |
| 8 - | 36.315 | 85.1 | 52.995 | 72.3 | 27.952 | 103.2 | 1:57.262 | 74.70 | 2.496 | 16:17:59.319 |
| 9 - | 36.313 | 86.9 | 52.986 | 67.7 | 27.875 | 102.9 | 1:57.174 | 74.75 | 2.408 | 16:19:56.493 |
| 10 - | 36.253 | 86.5 | 52.880 | 63.0 | 28.379 | 103.8 | 1:57.512 | 74.54 | 2.746 | 16:21:54.005 |

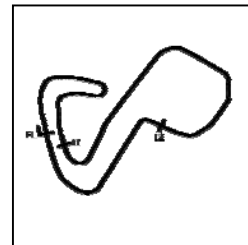
| P16 36 5 | | Guy PLANTE | | Cooper Bristol T23 | | | | | | |
|---------------------------|---------------|--------------------------|---------------|--------------------|---------------|--------------|---------------------|--------------|--------------|---------------------|
| IDEAL LAP TIME : 1:55.110 | | BEST LAP TIME : 1:55.447 | | DIFFERENCE : 0.337 | | | | | | |
| LAP | SECTOR 1 | | SECTOR 2 | | SECTOR 3 | | LAP TIME | MPH | DIFF | TIME OF DAY |
| 1 - | | | 71.4 | 27.651 | 102.7 | 2:12.005 | 66.35 | 16.558 | 16:04:26.723 | |
| 2 - | 37.451 | 85.3 | 53.362 | 68.6 | 27.708 | 100.7 | 1:58.521 | 73.90 | 3.074 | 16:06:25.244 |
| 3 - | 37.079 | 84.0 | 53.768 | 68.9 | 27.889 | 106.1 | 1:58.736 | 73.77 | 3.289 | 16:08:23.980 |
| 4 - | 36.425 | 85.2 | 53.438 | 72.5 | 27.327 | 106.0 | 1:57.190 | 74.74 | 1.743 | 16:10:21.170 |
| 5 - | 36.645 | 82.4 | 52.283 | 74.7 | 27.574 | 106.1 | 1:56.502 (3) | 75.19 | 1.055 | 16:12:17.672 |
| 6 - | 37.156 | 82.5 | 52.457 | 69.7 | 27.750 | 106.3 | 1:57.363 | 74.63 | 1.916 | 16:14:15.035 |
| 7 - | 36.351 | 82.3 | 54.222 | 66.4 | 27.979 | 105.6 | 1:58.552 | 73.89 | 3.105 | 16:16:13.587 |
| 8 - | 36.078 | 82.8 | 52.663 | 76.1 | 27.358 | 106.6 | 1:56.099 (2) | 75.45 | 0.652 | 16:18:09.686 |
| 9 - | 35.725 | 83.9 | 52.058 | 72.7 | 27.664 | 104.0 | 1:55.447 (1) | 75.87 | | 16:20:05.133 |
| 10 - | 36.442 | 84.4 | 52.906 | 74.5 | 27.499 | 105.8 | 1:56.847 | 74.96 | 1.400 | 16:22:01.980 |

Weather / Track : Bright / Dry

Brands Hatch GP
Circuit Length = 2.4332 miles
Start: 16:02 Flag 16:20 End: 16:22

Historic Grand Prix Cars Association

RACE 20 - SECTOR ANALYSIS



SECTOR 1 = FL to I1, SECTOR 2 = I1 to I2, SECTOR 3 = I2 to FL, DIFF = Difference To Personal Best Lap, P = Crossed Finish Line in Pit Lane, D = Time Disallowed

| P17 33 5 | | Chris PHILLIPS | | Cooper Bristol Mk2 | | | | | | |
|---------------------------|---------------|--------------------------|---------------|--------------------|---------------|--------------|---------------------|--------------|-------|---------------------|
| IDEAL LAP TIME : 1:55.520 | | BEST LAP TIME : 1:55.765 | | DIFFERENCE : 0.245 | | | | | | |
| LAP | SECTOR 1 | SECTOR 2 | SECTOR 3 | LAP TIME | MPH | DIFF | TIME OF DAY | | | |
| 1 - | | 70.5 | 27.734 | 107.7 | 2:10.406 | 67.17 | 14.641 | 16:04:25.124 | | |
| 2 - | 36.641 | 84.2 | 53.018 | 69.9 | 27.405 | 108.4 | 1:57.064 (3) | 74.82 | 1.299 | 16:06:22.188 |
| 3 - | 36.754 | 84.5 | 51.840 | 70.9 | 27.171 | 108.9 | 1:55.765 (1) | 75.66 | | 16:08:17.953 |
| 4 - | 36.509 | 84.7 | 52.211 | 69.1 | 27.538 | 107.7 | 1:56.258 (2) | 75.34 | 0.493 | 16:10:14.211 |
| 5 - | 36.874 | 81.5 | 52.805 | 68.1 | 27.585 | 107.5 | 1:57.264 | 74.70 | 1.499 | 16:12:11.475 |
| 6 - | 37.083 | 83.8 | 53.389 | 68.0 | 27.242 | 108.5 | 1:57.714 | 74.41 | 1.949 | 16:14:09.189 |
| 7 - | 37.295 | 81.1 | 53.385 | 69.0 | 28.033 | 106.1 | 1:58.713 | 73.79 | 2.948 | 16:16:07.902 |
| 8 - | 37.630 | 80.3 | 53.637 | 68.9 | 27.526 | 106.8 | 1:58.793 | 73.74 | 3.028 | 16:18:06.695 |
| 9 - | 37.530 | 82.5 | 52.468 | 69.8 | 28.269 | 105.6 | 1:58.267 | 74.06 | 2.502 | 16:20:04.962 |
| 10 - | 37.257 | 83.4 | 52.577 | 69.6 | 27.457 | 100.9 | 1:57.291 | 74.68 | 1.526 | 16:22:02.253 |

| P18 19 7c | | Stephen BANHAM | | Cooper T45 | | | | | | |
|---------------------------|---------------|--------------------------|---------------|--------------------|---------------|--------------|---------------------|--------------|-------|---------------------|
| IDEAL LAP TIME : 2:04.180 | | BEST LAP TIME : 2:04.180 | | DIFFERENCE : 0.000 | | | | | | |
| LAP | SECTOR 1 | SECTOR 2 | SECTOR 3 | LAP TIME | MPH | DIFF | TIME OF DAY | | | |
| 1 - | | 69.3 | 29.113 | 102.6 | 2:20.489 | 62.35 | 16.309 | 16:04:35.207 | | |
| 2 - | 40.236 | 71.7 | 57.858 | 68.6 | 29.104 | 101.0 | 2:07.198 | 68.86 | 3.018 | 16:06:42.405 |
| 3 - | 40.422 | 71.9 | 58.299 | 67.5 | 29.478 | 102.7 | 2:08.199 | 68.33 | 4.019 | 16:08:50.604 |
| 4 - | 39.058 | 69.9 | 58.981 | 67.4 | 30.073 | 97.5 | 2:08.112 | 68.37 | 3.932 | 16:10:58.716 |
| 5 - | 40.336 | 71.3 | 57.814 | 69.4 | 29.444 | 98.9 | 2:07.594 | 68.65 | 3.414 | 16:13:06.310 |
| 6 - | 39.255 | 72.0 | 57.755 | 67.7 | 28.960 | 100.1 | 2:05.970 (2) | 69.53 | 1.790 | 16:15:12.280 |
| 7 - | 39.125 | 72.7 | 58.276 | 66.3 | 29.377 | 101.9 | 2:06.778 (3) | 69.09 | 2.598 | 16:17:19.058 |
| 8 - | 41.302 | 72.4 | 57.709 | 66.7 | 29.072 | 101.8 | 2:08.083 | 68.39 | 3.903 | 16:19:27.141 |
| 9 - | 38.385 | 77.1 | 57.137 | 71.2 | 28.658 | 92.4 | 2:04.180 (1) | 70.54 | | 16:21:31.321 |

| P19 12 7b | | Rudi FRIEDRICH | | Cooper T53 | | | | | | |
|---------------------------|---------------|--------------------------|---------------|--------------------|---------------|--------------|---------------------|--------------|-------|---------------------|
| IDEAL LAP TIME : 1:41.054 | | BEST LAP TIME : 1:41.237 | | DIFFERENCE : 0.183 | | | | | | |
| LAP | SECTOR 1 | SECTOR 2 | SECTOR 3 | LAP TIME | MPH | DIFF | TIME OF DAY | | | |
| 1 - | | 80.8 | 23.941 | 130.8 | 1:48.525 | 80.71 | 7.288 | 16:04:03.243 | | |
| 2 - | 32.634 | 101.9 | 45.359 | 76.0 | 24.145 | 131.3 | 1:42.138 | 85.76 | 0.901 | 16:05:45.381 |
| 3 - | 32.771 | 98.1 | 45.389 | 77.4 | 23.844 | 130.8 | 1:42.004 (3) | 85.87 | 0.767 | 16:07:27.385 |
| 4 - | 32.217 | 101.5 | 45.060 | 80.7 | 23.960 | 130.0 | 1:41.237 (1) | 86.52 | | 16:09:08.622 |
| 5 - | 32.388 | 103.0 | 47.171 | 78.5 | 23.838 | 130.3 | 1:43.397 | 84.72 | 2.160 | 16:10:52.019 |
| 6 - | 32.463 | 102.7 | 45.202 | 77.4 | 23.795 | 130.8 | 1:41.460 (2) | 86.33 | 0.223 | 16:12:33.479 |
| 7 - | 32.199 | 100.4 | 45.915 | 76.6 | 24.494 | 102.9 | 1:42.608 | 85.37 | 1.371 | 16:14:16.087 |

| P20 6 12 | | John EMERY | | Brabham BT4 | | | | | | |
|---------------------------|---------------|--------------------------|---------------|--------------------|---------------|--------------|---------------------|--------------|----------|---------------------|
| IDEAL LAP TIME : 1:53.437 | | BEST LAP TIME : 1:54.373 | | DIFFERENCE : 0.936 | | | | | | |
| LAP | SECTOR 1 | SECTOR 2 | SECTOR 3 | LAP TIME | MPH | DIFF | TIME OF DAY | | | |
| 1 - | OUTLAP | 75.2 | 26.566 | 113.5 | 2:12.902 | 65.91 | 18.529 | 16:04:27.620 | | |
| 2 - | 37.474 | 77.8 | 53.255 | 69.9 | 27.193 | 99.5 | 1:57.922 | 74.28 | 3.549 | 16:06:25.542 |
| 3 - | 37.371 | 79.3 | 52.807 | 67.5 | 26.871 | 114.5 | 1:57.049 | 74.83 | 2.676 | 16:08:22.591 |
| 4 - | 36.663 | 87.6 | 53.006 | 68.2 | 26.345 | 114.9 | 1:56.014 (3) | 75.50 | 1.641 | 16:10:18.605 |
| 5 - | 36.701 | 84.6 | 50.988 | 71.9 | 26.690 | 113.7 | 1:54.379 (2) | 76.58 | 0.006 | 16:12:12.984 |
| 6 - | 36.127 | 83.1 | 51.575 | 71.7 | 26.671 | 111.4 | 1:54.373 (1) | 76.59 | | 16:14:07.357 |
| 7 - | 36.104 | 82.6 | 51.488 | 75.8 | IN PIT | | 2:59.069 P | 48.91 | 1:04.696 | 16:17:06.426 |

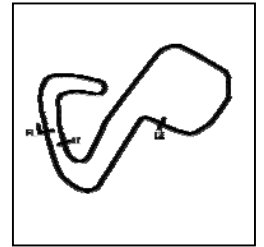
| P21 32 10a | | Bernardo HARTOGS | | Lotus 18/21 | | | | | | |
|---------------------------|----------|--------------------------|---------------|--------------------|---------------|--------------|---------------------|--------------|-------|---------------------|
| IDEAL LAP TIME : 1:46.679 | | BEST LAP TIME : 1:47.589 | | DIFFERENCE : 0.910 | | | | | | |
| LAP | SECTOR 1 | SECTOR 2 | SECTOR 3 | LAP TIME | MPH | DIFF | TIME OF DAY | | | |
| 1 - | | 76.5 | 25.689 | 112.5 | 1:58.118 | 74.16 | 10.529 | 16:04:12.836 | | |
| 2 - | 34.692 | 85.2 | 49.411 | 77.5 | 24.971 | 118.7 | 1:49.074 | 80.31 | 1.485 | 16:06:01.910 |
| 3 - | 34.087 | 87.3 | 48.739 | 74.2 | 25.137 | 116.5 | 1:47.963 (3) | 81.13 | 0.374 | 16:07:49.873 |
| 4 - | 34.109 | 87.4 | 48.554 | 73.3 | 25.074 | 115.7 | 1:47.737 (2) | 81.30 | 0.148 | 16:09:37.610 |
| 5 - | 34.349 | 88.6 | 48.989 | 76.2 | 25.340 | 119.1 | 1:48.678 | 80.60 | 1.089 | 16:11:26.288 |
| 6 - | 34.989 | 87.4 | 47.629 | 77.9 | 24.971 | 118.7 | 1:47.589 (1) | 81.41 | | 16:13:13.877 |

Weather / Track : Bright / Dry

Brands Hatch GP
Circuit Length = 2.4332 miles
Start: 16:02 Flag 16:20 End: 16:22

Historic Grand Prix Cars Association

RACE 20 - SECTOR ANALYSIS



SECTOR 1 = FL to I1, SECTOR 2 = I1 to I2, SECTOR 3 = I2 to FL, DIFF = Difference To Personal Best Lap, P = Crossed Finish Line in Pit Lane, D = Time Disallowed

| P22 59 7b | | Paul WAINE | | | Cooper T53 | | | | | |
|---------------------------|---------------|--------------------------|---------------|-------------|--------------------|--------------|---------------------|--------------|----------|---------------------|
| IDEAL LAP TIME : 1:45.969 | | BEST LAP TIME : 1:46.304 | | | DIFFERENCE : 0.335 | | | | | |
| LAP | SECTOR 1 | SECTOR 2 | SECTOR 3 | LAP TIME | MPH | DIFF | TIME OF DAY | | | |
| 1 - | | 88.0 | 49.033 | 78.4 | 26.950 | 113.5 | 2:59.833 | 48.71 | 1:13.529 | 16:05:14.551 |
| 2 - | 33.992 | 90.8 | 47.787 | 78.2 | 24.947 | 122.2 | 1:46.726 (2) | 82.07 | 0.422 | 16:07:01.277 |
| 3 - | 33.669 | 94.2 | 47.869 | 76.0 | 25.303 | 122.4 | 1:46.841 (3) | 81.98 | 0.537 | 16:08:48.118 |
| 4 - | 34.004 | 93.2 | 47.675 | 78.4 | 24.625 | 120.4 | 1:46.304 (1) | 82.40 | | 16:10:34.422 |
| 5 - | 34.090 | 92.1 | 50.931 | 77.4 | 24.799 | 122.0 | 1:49.820 | 79.76 | 3.516 | 16:12:24.242 |
| 6 - | 33.748 | 88.0 | 49.308 | 79.8 | 24.817 | 122.4 | 1:47.873 | 81.20 | 1.569 | 16:14:12.115 |

| P23 39 7c | | Cliff GRAY | | | Cooper T43 | | | | | |
|---------------------------|----------|--------------------------|---------------|-------------|--------------------|--------------|---------------------|--------------|--------|---------------------|
| IDEAL LAP TIME : 1:56.635 | | BEST LAP TIME : 1:57.409 | | | DIFFERENCE : 0.774 | | | | | |
| LAP | SECTOR 1 | SECTOR 2 | SECTOR 3 | LAP TIME | MPH | DIFF | TIME OF DAY | | | |
| 1 - | | | 73.5 | 27.692 | 108.9 | | 2:11.567 | 66.58 | 14.158 | 16:04:26.285 |
| 2 - | 37.290 | 85.7 | 53.447 | 68.4 | 28.042 | 108.2 | 1:58.779 (3) | 73.74 | 1.370 | 16:06:25.064 |
| 3 - | 36.736 | 81.5 | 53.015 | 67.3 | 27.749 | 109.2 | 1:57.500 (2) | 74.55 | 0.091 | 16:08:22.564 |
| 4 - | 37.601 | 82.7 | 54.270 | 69.6 | 27.927 | 107.3 | 1:59.798 | 73.12 | 2.389 | 16:10:22.362 |
| 5 - | 36.908 | 85.2 | 53.070 | 75.3 | 27.431 | 108.7 | 1:57.409 (1) | 74.60 | | 16:12:19.771 |

| P24 14 11 | | Richard WILSON | | | Cooper T60 | | | | | |
|---------------------------|---------------|--------------------------|---------------|-------------|--------------------|--------------|---------------------|--------------|--------|---------------------|
| IDEAL LAP TIME : 1:47.634 | | BEST LAP TIME : 1:47.916 | | | DIFFERENCE : 0.282 | | | | | |
| LAP | SECTOR 1 | SECTOR 2 | SECTOR 3 | LAP TIME | MPH | DIFF | TIME OF DAY | | | |
| 1 - | | | 76.2 | 26.033 | 114.7 | | 1:57.934 | 74.27 | 10.018 | 16:04:12.652 |
| 2 - | 34.470 | 86.2 | 48.709 | 80.8 | 26.620 | 117.1 | 1:49.799 (2) | 79.78 | 1.883 | 16:06:02.451 |
| 3 - | 34.109 | 87.0 | 51.722 | 80.8 | 26.293 | 112.2 | 1:52.124 (3) | 78.12 | 4.208 | 16:07:54.575 |
| 4 - | 34.391 | 87.6 | 48.056 | 81.0 | 25.469 | 114.3 | 1:47.916 (1) | 81.17 | | 16:09:42.491 |

| P25 82 9 | | Tony DITHERIDGE | | | Cooper T45 | | | | | |
|---------------------------|---------------|--------------------------|---------------|----------|--------------------|-------|---------------------|--------------|-------|---------------------|
| IDEAL LAP TIME : 1:51.375 | | BEST LAP TIME : 1:51.815 | | | DIFFERENCE : 0.440 | | | | | |
| LAP | SECTOR 1 | SECTOR 2 | SECTOR 3 | LAP TIME | MPH | DIFF | TIME OF DAY | | | |
| 1 - | | | 78.0 | 26.204 | 118.7 | | 2:00.404 (3) | 72.75 | 8.589 | 16:04:15.122 |
| 2 - | 35.420 | 84.3 | 52.231 | 74.6 | 26.011 | 112.4 | 1:53.662 (2) | 77.06 | 1.847 | 16:06:08.784 |
| 3 - | 35.860 | 89.8 | 50.076 | 71.8 | 25.879 | 115.3 | 1:51.815 (1) | 78.34 | | 16:08:00.599 |

Historic Grand Prix Cars Association

RACE 20 - BEST SECTORS

| SECTOR 1 | | | SECTOR 2 | | | SECTOR 3 | | | IDEAL / BEST COMPARISON | | | | | | |
|----------|----|------------|----------|----|------------|----------|----|------------|-------------------------|-----|----|------------|--------------------|-----------------|-------|
| POS | NO | NAME | TIME | NO | NAME | TIME | NO | NAME | TIME | POS | NO | NAME | IDEAL | BEST | DIFF |
| | | | | | | | | | | | | | PERFECT LAP | 1:39.217 | |
| 1 | 18 | WILSON | 31.595 | 18 | WILSON | 44.336 | 18 | WILSON | 23.286 | 1 | 18 | WILSON | 1:39.217 | 1:39.384 | 0.167 |
| 2 | 30 | GRIFFITHS | 32.107 | 12 | FRIEDRICHS | 45.060 | 22 | HORSMAN | 23.704 | 2 | 22 | HORSMAN | 1:41.005 | 1:41.296 | 0.291 |
| 3 | 12 | FRIEDRICHS | 32.199 | 22 | HORSMAN | 45.077 | 12 | FRIEDRICHS | 23.795 | 3 | 12 | FRIEDRICHS | 1:41.054 | 1:41.237 | 0.183 |
| 4 | 22 | HORSMAN | 32.224 | 99 | SHAW | 45.119 | 30 | GRIFFITHS | 23.844 | 4 | 30 | GRIFFITHS | 1:41.110 | 1:41.501 | 0.391 |
| 5 | 99 | SHAW | 32.245 | 30 | GRIFFITHS | 45.159 | 99 | SHAW | 24.126 | 5 | 99 | SHAW | 1:41.490 | 1:41.857 | 0.367 |
| 6 | 43 | WILLIAMS | 33.109 | 51 | JOLLEY | 46.556 | 43 | WILLIAMS | 24.574 | 6 | 51 | JOLLEY | 1:44.386 | 1:44.666 | 0.280 |
| 7 | 51 | JOLLEY | 33.143 | 43 | WILLIAMS | 46.812 | 59 | WAINES | 24.625 | 7 | 43 | WILLIAMS | 1:44.495 | 1:44.591 | 0.096 |
| 8 | 59 | WAINES | 33.669 | 32 | HARTOGS | 47.629 | 51 | JOLLEY | 24.687 | 8 | 59 | WAINES | 1:45.969 | 1:46.304 | 0.335 |
| 9 | 32 | HARTOGS | 34.079 | 59 | WAINES | 47.675 | 32 | HARTOGS | 24.971 | 9 | 32 | HARTOGS | 1:46.679 | 1:47.589 | 0.910 |
| 10 | 14 | WILSON | 34.109 | 34 | SPIERS | 47.679 | 34 | SPIERS | 25.090 | 10 | 34 | SPIERS | 1:46.903 | 1:47.361 | 0.458 |
| 11 | 34 | SPIERS | 34.134 | 14 | WILSON | 48.056 | 14 | WILSON | 25.469 | 11 | 14 | WILSON | 1:47.634 | 1:47.916 | 0.282 |
| 12 | 5 | SMITH | 34.196 | 47 | JOLLIFFE | 48.844 | 9 | HELLIWELL | 25.493 | 12 | 28 | McGUIRE | 1:48.847 | 1:48.847 | 0.000 |
| 13 | 28 | McGUIRE | 34.379 | 28 | McGUIRE | 48.968 | 7 | TOPLISS | 25.499 | 13 | 5 | SMITH | 1:49.197 | 1:49.548 | 0.351 |
| 14 | 9 | HELLIWELL | 34.439 | 17 | BAILLIE | 49.181 | 28 | McGUIRE | 25.500 | 14 | 9 | HELLIWELL | 1:49.230 | 1:49.896 | 0.666 |
| 15 | 17 | BAILLIE | 34.568 | 9 | HELLIWELL | 49.298 | 17 | BAILLIE | 25.573 | 15 | 17 | BAILLIE | 1:49.322 | 1:50.138 | 0.816 |
| 16 | 7 | TOPLISS | 34.579 | 5 | SMITH | 49.312 | 5 | SMITH | 25.689 | 16 | 7 | TOPLISS | 1:49.651 | 1:49.836 | 0.185 |
| 17 | 47 | JOLLIFFE | 34.999 | 7 | TOPLISS | 49.573 | 82 | DITHERIDGE | 25.879 | 17 | 47 | JOLLIFFE | 1:49.880 | 1:49.880 | 0.000 |
| 18 | 82 | DITHERIDGE | 35.420 | 82 | DITHERIDGE | 50.076 | 47 | JOLLIFFE | 26.037 | 18 | 82 | DITHERIDGE | 1:51.375 | 1:51.815 | 0.440 |
| 19 | 60 | HANN | 35.498 | 6 | EMERY | 50.988 | 6 | EMERY | 26.345 | 19 | 6 | EMERY | 1:53.437 | 1:54.373 | 0.936 |
| 20 | 36 | PLANTE | 35.725 | 60 | HANN | 51.333 | 60 | HANN | 26.690 | 20 | 60 | HANN | 1:53.521 | 1:53.847 | 0.326 |
| 21 | 41 | SIMPSON | 35.832 | 41 | SIMPSON | 51.514 | 41 | SIMPSON | 27.164 | 21 | 41 | SIMPSON | 1:54.510 | 1:54.766 | 0.256 |
| 22 | 6 | EMERY | 36.104 | 33 | PHILLIPS | 51.840 | 33 | PHILLIPS | 27.171 | 22 | 36 | PLANTE | 1:55.110 | 1:55.447 | 0.337 |
| 23 | 39 | GRAY | 36.189 | 36 | PLANTE | 52.058 | 36 | PLANTE | 27.327 | 23 | 33 | PHILLIPS | 1:55.520 | 1:55.765 | 0.245 |
| 24 | 33 | PHILLIPS | 36.509 | 39 | GRAY | 53.015 | 39 | GRAY | 27.431 | 24 | 39 | GRAY | 1:56.635 | 1:57.409 | 0.774 |
| 25 | 19 | BANHAM | 38.385 | 19 | BANHAM | 57.137 | 19 | BANHAM | 28.658 | 25 | 19 | BANHAM | 2:04.180 | 2:04.180 | 0.000 |
| 26 | | | | | | | | | | | | | | | |

Weather / Track : Bright / Dry

Results can be found at www.tsl-timing.com

Brands Hatch GP

Circuit Length = 2.4332 miles

Start: 16:02 Flag 16:20 End: 16:22

Printed - 16:22 Sunday, 11 July 2021

Historic Grand Prix Cars Association

RACE 20 - BEST SPEEDS

| POS | INTERMEDIATE 1 | | | INTERMEDIATE 2 | | | FINISH LINE | | |
|-----|----------------|------------|-------|----------------|------------|------|-------------|------------|-------|
| | NO | NAME | MPH | NO | NAME | MPH | NO | NAME | MPH |
| 1 | 22 | HORSMAN | 105.0 | 18 | WILSON | 85.0 | 18 | WILSON | 132.3 |
| 2 | 12 | FRIEDRICHS | 103.0 | 30 | GRIFFITHS | 84.7 | 12 | FRIEDRICHS | 131.3 |
| 3 | 18 | WILSON | 101.2 | 60 | HANN | 82.9 | 22 | HORSMAN | 130.5 |
| 4 | 30 | GRIFFITHS | 100.3 | 99 | SHAW | 82.8 | 30 | GRIFFITHS | 128.5 |
| 5 | 99 | SHAW | 97.8 | 22 | HORSMAN | 82.4 | 28 | McGUIRE | 124.0 |
| 6 | 43 | WILLIAMS | 97.1 | 14 | WILSON | 81.0 | 99 | SHAW | 123.8 |
| 7 | 28 | McGUIRE | 96.5 | 12 | FRIEDRICHS | 80.8 | 34 | SPIERS | 122.4 |
| 8 | 51 | JOLLEY | 95.7 | 17 | BAILLIE | 80.3 | 59 | WAINE | 122.4 |
| 9 | 7 | TOPLISS | 94.9 | 51 | JOLLEY | 80.0 | 43 | WILLIAMS | 121.3 |
| 10 | 59 | WAINE | 94.2 | 59 | WAINE | 79.8 | 7 | TOPLISS | 120.6 |
| 11 | 34 | SPIERS | 93.3 | 47 | JOLLIFFE | 79.0 | 5 | SMITH | 120.6 |
| 12 | 9 | HELLIWELL | 90.5 | 9 | HELLIWELL | 78.1 | 51 | JOLLEY | 119.4 |
| 13 | 5 | SMITH | 90.5 | 82 | DITHERIDGE | 78.0 | 32 | HARTOGS | 119.1 |
| 14 | 17 | BAILLIE | 89.8 | 32 | HARTOGS | 77.9 | 82 | DITHERIDGE | 118.7 |
| 15 | 82 | DITHERIDGE | 89.8 | 34 | SPIERS | 77.5 | 47 | JOLLIFFE | 117.9 |
| 16 | 32 | HARTOGS | 88.6 | 5 | SMITH | 77.4 | 14 | WILSON | 117.1 |
| 17 | 47 | JOLLIFFE | 88.5 | 43 | WILLIAMS | 77.0 | 17 | BAILLIE | 116.7 |
| 18 | 60 | HANN | 88.4 | 36 | PLANTE | 76.1 | 6 | EMERY | 114.9 |
| 19 | 6 | EMERY | 87.6 | 6 | EMERY | 75.8 | 9 | HELLIWELL | 112.9 |
| 20 | 14 | WILSON | 87.6 | 41 | SIMPSON | 75.7 | 39 | GRAY | 109.2 |
| 21 | 41 | SIMPSON | 86.9 | 39 | GRAY | 75.3 | 33 | PHILLIPS | 108.9 |
| 22 | 39 | GRAY | 85.7 | 28 | McGUIRE | 74.7 | 60 | HANN | 107.8 |
| 23 | 36 | PLANTE | 85.3 | 7 | TOPLISS | 74.3 | 36 | PLANTE | 106.6 |
| 24 | 33 | PHILLIPS | 84.7 | 19 | BANHAM | 71.2 | 41 | SIMPSON | 106.1 |
| 25 | 19 | BANHAM | 77.1 | 33 | PHILLIPS | 70.9 | 19 | BANHAM | 102.7 |
| 26 | | | | | | | | | |

Weather / Track : Bright / Dry

Results can be found at www.tsl-timing.com

Brands Hatch GP
Circuit Length = 2.4332 miles
Start: 16:02 Flag 16:20 End: 16:22

Printed - 16:23 Sunday, 11 July 2021

Historic Grand Prix Cars Association

RACE 20 - STATISTICS

Competitors Started 25
Planned Start 2021-07-11 @ 15:45:00.000
Actual Start 2021-07-11 @ 16:02:14.717
Finish Time 2021-07-11 @ 16:20:47.314
Track Length 2.4332mi.
Total Laps 224
Total Distance Covered 545.0568mi.

Session Fastest Lap History

| NO | CL | NAME | LAP TIME | TIME OF DAY | LAP | VEHICLE |
|----|----|------------|----------|--------------|-----|----------|
| 18 | 7b | Sam WILSON | 1:45.459 | 16:04:00.196 | 1 | Lotus 18 |
| 18 | 7b | Sam WILSON | 1:39.867 | 16:05:40.063 | 2 | Lotus 18 |
| 18 | 7b | Sam WILSON | 1:39.384 | 16:07:19.447 | 3 | Lotus 18 |

Session Leader History

| NO | CL | NAME | FROM LAP | LAPS LED | DISTANCE | VEHICLE |
|----|----|------------|----------|----------|-------------|----------|
| 18 | 7b | Sam WILSON | 1 | 11 | 26.76 miles | Lotus 18 |

Flag History

| TYPE | TIME OF DAY |
|--------|--------------|
| GREEN | 16:02:14.717 |
| FINISH | 16:20:47.314 |

Flag Statistics

| TYPE | COUNT | TOTAL LAPS | TOTAL TIME |
|------------|-------|------------|------------|
| Green | 1 | 11 | 20:15.162 |
| Red | 0 | 0 | 0.000 |
| Safety Car | 0 | 0 | 0.000 |
| FCY | 0 | 0 | 0.000 |

Historic Grand Prix Cars Association

RACE 20 - STATISTICS

CLASS : 10a

2 Starters

Fastest Lap History

| NO | NAME | LAP TIME | TIME OF DAY | LAP | VEHICLE |
|----|-----------|----------|--------------|-----|----------|
| 99 | Mark SHAW | 1:49.321 | 16:04:04.063 | 1 | Lotus 21 |
| 99 | Mark SHAW | 1:42.087 | 16:05:46.149 | 2 | Lotus 21 |
| 99 | Mark SHAW | 1:41.857 | 16:09:10.872 | 4 | Lotus 21 |

Leader History

| NO | NAME | FROM LAP | LAPS LED | DISTANCE | VEHICLE |
|----|-----------|----------|----------|-------------|----------|
| 99 | Mark SHAW | 1 | 11 | 26.76 miles | Lotus 21 |

Historic Grand Prix Cars Association

RACE 20 - STATISTICS

CLASS : 10b

2 Starters

Fastest Lap History

| NO | NAME | LAP TIME | TIME OF DAY | LAP | VEHICLE |
|----|-----------------|-----------------|--------------|-----|------------|
| 17 | Alan BAILLIE | 2:03.184 | 16:04:17.921 | 1 | LDS F1 |
| 17 | Alan BAILLIE | 1:54.514 | 16:06:12.435 | 2 | LDS F1 |
| 9 | Chris HELLIWELL | 1:51.891 | 16:06:12.743 | 2 | Cooper T75 |
| 9 | Chris HELLIWELL | 1:50.147 | 16:08:02.889 | 3 | Cooper T75 |
| 9 | Chris HELLIWELL | 1:49.896 | 16:09:52.785 | 4 | Cooper T75 |

Leader History

| NO | NAME | FROM LAP | LAPS LED | DISTANCE | VEHICLE |
|----|-----------------|----------|----------|-------------|------------|
| 17 | Alan BAILLIE | 1 | 2 | 4.86 miles | LDS F1 |
| 9 | Chris HELLIWELL | 3 | 8 | 19.46 miles | Cooper T75 |

Historic Grand Prix Cars Association

RACE 20 - STATISTICS

CLASS : 11

1 Starters

Fastest Lap History

| NO | NAME | LAP TIME | TIME OF DAY | LAP | VEHICLE |
|----|----------------|----------|--------------|-----|------------|
| 14 | Richard WILSON | 1:57.934 | 16:04:12.680 | 1 | Cooper T60 |
| 14 | Richard WILSON | 1:49.799 | 16:06:02.478 | 2 | Cooper T60 |
| 14 | Richard WILSON | 1:47.916 | 16:09:42.519 | 4 | Cooper T60 |

Leader History

| NO | NAME | FROM LAP | LAPS LED | DISTANCE | VEHICLE |
|----|----------------|----------|----------|------------|------------|
| 14 | Richard WILSON | 1 | 4 | 9.73 miles | Cooper T60 |

Historic Grand Prix Cars Association

RACE 20 - STATISTICS

CLASS : 12

3 Starters

Fastest Lap History

| NO | NAME | LAP TIME | TIME OF DAY | LAP | VEHICLE |
|----|---------------|----------|--------------|-----|-------------|
| 22 | Peter HORSMAN | 1:48.282 | 16:04:03.022 | 1 | Lotus 18/21 |
| 22 | Peter HORSMAN | 1:42.018 | 16:05:45.041 | 2 | Lotus 18/21 |
| 22 | Peter HORSMAN | 1:41.728 | 16:09:08.985 | 4 | Lotus 18/21 |
| 22 | Peter HORSMAN | 1:41.296 | 16:12:33.078 | 6 | Lotus 18/21 |

Leader History

| NO | NAME | FROM LAP | LAPS LED | DISTANCE | VEHICLE |
|----|---------------|----------|----------|-------------|-------------|
| 22 | Peter HORSMAN | 1 | 11 | 26.76 miles | Lotus 18/21 |

Historic Grand Prix Cars Association

RACE 20 - STATISTICS

CLASS : 5

2 Starters

Fastest Lap History

| NO | NAME | LAP TIME | TIME OF DAY | LAP | VEHICLE |
|----|----------------|-----------------|--------------|-----|--------------------|
| 33 | Chris PHILLIPS | 2:10.406 | 16:04:25.135 | 1 | Cooper Bristol Mk2 |
| 33 | Chris PHILLIPS | 1:57.064 | 16:06:22.200 | 2 | Cooper Bristol Mk2 |
| 33 | Chris PHILLIPS | 1:55.765 | 16:08:17.965 | 3 | Cooper Bristol Mk2 |
| 36 | Guy PLANTE | 1:55.447 | 16:20:05.073 | 9 | Cooper Bristol T23 |

Leader History

| NO | NAME | FROM LAP | LAPS LED | DISTANCE | VEHICLE |
|----|----------------|----------|----------|-------------|--------------------|
| 33 | Chris PHILLIPS | 1 | 9 | 21.89 miles | Cooper Bristol Mk2 |
| 36 | Guy PLANTE | 10 | 1 | 2.43 miles | Cooper Bristol T23 |

Historic Grand Prix Cars Association

RACE 20 - STATISTICS

CLASS : 6

1 Starters

Fastest Lap History

| NO | NAME | LAP TIME | TIME OF DAY | LAP | VEHICLE |
|----|-------------|-----------------|--------------|-----|---------------|
| 34 | John SPIERS | 1:58.442 | 16:04:13.228 | 1 | Maserati 250F |
| 34 | John SPIERS | 1:49.601 | 16:06:02.828 | 2 | Maserati 250F |
| 34 | John SPIERS | 1:48.047 | 16:07:50.875 | 3 | Maserati 250F |
| 34 | John SPIERS | 1:47.701 | 16:09:38.575 | 4 | Maserati 250F |
| 34 | John SPIERS | 1:47.596 | 16:11:26.172 | 5 | Maserati 250F |
| 34 | John SPIERS | 1:47.361 | 16:13:13.534 | 6 | Maserati 250F |

Leader History

| NO | NAME | FROM LAP | LAPS LED | DISTANCE | VEHICLE |
|----|-------------|----------|----------|-------------|---------------|
| 34 | John SPIERS | 1 | 11 | 26.76 miles | Maserati 250F |

Historic Grand Prix Cars Association

RACE 20 - STATISTICS

CLASS : 7a

1 Starters

Fastest Lap History

| NO | NAME | LAP TIME | TIME OF DAY | LAP | VEHICLE |
|----|------------|-----------------|--------------|-----|------------------|
| 5 | Tony SMITH | 2:11.871 | 16:04:26.609 | 1 | Ferrari 246 Dino |
| 5 | Tony SMITH | 1:53.488 | 16:06:20.100 | 2 | Ferrari 246 Dino |
| 5 | Tony SMITH | 1:52.328 | 16:08:12.425 | 3 | Ferrari 246 Dino |
| 5 | Tony SMITH | 1:50.790 | 16:10:03.216 | 4 | Ferrari 246 Dino |
| 5 | Tony SMITH | 1:50.033 | 16:11:53.255 | 5 | Ferrari 246 Dino |
| 5 | Tony SMITH | 1:49.645 | 16:13:42.894 | 6 | Ferrari 246 Dino |
| 5 | Tony SMITH | 1:49.548 | 16:17:23.358 | 8 | Ferrari 246 Dino |

Leader History

| NO | NAME | FROM LAP | LAPS LED | DISTANCE | VEHICLE |
|----|------------|----------|----------|-------------|------------------|
| 5 | Tony SMITH | 1 | 10 | 24.33 miles | Ferrari 246 Dino |

Historic Grand Prix Cars Association

RACE 20 - STATISTICS

CLASS : 7b

3 Starters

Fastest Lap History

| NO | NAME | LAP TIME | TIME OF DAY | LAP | VEHICLE |
|----|------------|-----------------|--------------|-----|----------|
| 18 | Sam WILSON | 1:45.459 | 16:04:00.196 | 1 | Lotus 18 |
| 18 | Sam WILSON | 1:39.867 | 16:05:40.063 | 2 | Lotus 18 |
| 18 | Sam WILSON | 1:39.384 | 16:07:19.447 | 3 | Lotus 18 |

Leader History

| NO | NAME | FROM LAP | LAPS LED | DISTANCE | VEHICLE |
|----|------------|----------|----------|-------------|----------|
| 18 | Sam WILSON | 1 | 11 | 26.76 miles | Lotus 18 |

Historic Grand Prix Cars Association

RACE 20 - STATISTICS

CLASS : 7c

4 Starters

Fastest Lap History

| NO | NAME | LAP TIME | TIME OF DAY | LAP | VEHICLE |
|----|--------------|-----------------|--------------|-----|------------|
| 60 | Elliott HANN | 2:08.260 | 16:04:22.991 | 1 | Cooper T41 |
| 60 | Elliott HANN | 1:53.847 | 16:06:16.839 | 2 | Cooper T41 |

Leader History

| NO | NAME | FROM LAP | LAPS LED | DISTANCE | VEHICLE |
|----|--------------|----------|----------|-------------|------------|
| 60 | Elliott HANN | 1 | 10 | 24.33 miles | Cooper T41 |

Historic Grand Prix Cars Association

RACE 20 - STATISTICS

CLASS : 8

2 Starters

Fastest Lap History

| NO | NAME | LAP TIME | TIME OF DAY | LAP | VEHICLE |
|----|-----------------|----------|--------------|-----|--------------------|
| 30 | Miles GRIFFITHS | 1:58.629 | 16:04:13.294 | 1 | Scarab Offenhauser |
| 30 | Miles GRIFFITHS | 1:44.215 | 16:05:57.579 | 2 | Scarab Offenhauser |
| 30 | Miles GRIFFITHS | 1:41.662 | 16:07:39.241 | 3 | Scarab Offenhauser |
| 30 | Miles GRIFFITHS | 1:41.519 | 16:11:02.990 | 5 | Scarab Offenhauser |
| 30 | Miles GRIFFITHS | 1:41.501 | 16:14:26.037 | 7 | Scarab Offenhauser |

Leader History

| NO | NAME | FROM LAP | LAPS LED | DISTANCE | VEHICLE |
|----|-----------------|----------|----------|-------------|--------------------|
| 30 | Miles GRIFFITHS | 1 | 11 | 26.76 miles | Scarab Offenhauser |

Historic Grand Prix Cars Association

RACE 20 - STATISTICS

CLASS : 9

4 Starters

Fastest Lap History

| NO | NAME | LAP TIME | TIME OF DAY | LAP | VEHICLE |
|----|----------------|----------|--------------|-----|------------|
| 43 | Eddie WILLIAMS | 1:51.341 | 16:04:06.072 | 1 | Cooper T43 |
| 43 | Eddie WILLIAMS | 1:44.830 | 16:05:50.902 | 2 | Cooper T43 |
| 43 | Eddie WILLIAMS | 1:44.591 | 16:07:35.493 | 3 | Cooper T43 |

Leader History

| NO | NAME | FROM LAP | LAPS LED | DISTANCE | VEHICLE |
|----|----------------|----------|----------|-------------|------------|
| 43 | Eddie WILLIAMS | 1 | 11 | 26.76 miles | Cooper T43 |