




GRAF VON FABER-CASTELL



GRID 7
Historic Grand Prix
Cars Association



Historic Grand Prix Cars Association

SPA SIX HOURS

Qualifying

Final Classification

Nr.	Driver	Nat	Team	Car		Time	Lap Total	Gap	Kph
1	122 Peter HORSMAN	GB		LOTUS 18/21	12	2:46.645	6 9	-	151.3
2	25 Andy MIDDLEHURST (JOHN BOG)	GB		LOTUS 25 R4	11	2:47.726	9 10	+1.081 +1.081	150.3
3	91 Christopher DRAKE	GB		COOPER T71/73	10	2:47.839	5 9	+1.194 +0.113	150.2
4	3 Barry CANNELL	GB		BRABHAM BT11A	12	2:48.711	7 9	+2.066 +0.872	149.5
5	153 Charles MAEERS	GB		COOPER T53	12	2:49.105	5 7	+2.460 +0.394	149.1
6	7 Joaquin FOLCH-RUSINOL	ES		LOTUS 16 365	7a	2:49.427	6 10	+2.782 +0.322	148.8
7	49 Andrew BEAUMONT	GB		LOTUS 18 915	12	2:51.845	5 9	+5.200 +2.418	146.7
8	10 William NUTHALL (GIORGIO M)	GB		COOPER T53	7b	2:52.707	3 3	+6.062 +0.862	146.0
9	53 Philipp BUHOFER	CH		LOTUS 44 F23	10	2:54.777	8 9	+8.132 +2.070	144.3
10	31 Guillermo FIERRO	ES		MASERATI 250F 2523	6	2:55.117	8 9	+8.472 +0.340	144.0
11	132 Chris LOCKE	US		LOTUS 32B F2 7	12	2:55.548	3 9	+8.903 +0.431	143.6
12	22 Steven HART (GERRY HANN)	GB		MASERATI 250F CM7	6	2:56.082	6 8	+9.437 +0.534	143.2
13	50 Wulf GOETZE	DE		COOPER T53	12	2:56.447	6 9	+9.802 +0.365	142.9
14	99 Mark SHAW	GB		LOTUS 21	10	2:56.633	8 8	+9.988 +0.186	142.7
15	2 Roderick JOLLEY	GB		LISTER JAGUAR	8	2:56.705	6 9	+10.060 +0.072	142.7
16	32 Bernardo HARTOGS	GB		LOTUS 18/21 916	10	2:57.319	8 9	+10.674 +0.614	142.2
17	80 Nicholas TAYLOR	GB		LOTUS 18 914	10	2:57.628	8 9	+10.983 +0.309	141.9
18	4 Gregory THORNTON	GB		LDS 03	10	2:58.582	7 7	+11.937 +0.954	141.2
19	18 Philippe BONNY	FR		BRABHAM BT2	10	2:59.461	6 9	+12.816 +0.879	140.5
20	120 Alexander MORTON	GB		LOTUS 21 939/952	10	2:59.932	8 9	+13.287 +0.471	140.1
21	15 Thomas MATZELBERGER	AT		COOPER T45/51	7b	3:01.007	8 8	+14.362 +1.075	139.3
22	51 Andrew SMITH (TIM ROSS)	GB		COOPER T43/51	9	3:01.891	3 5	+15.246 +0.884	138.6
23	24 Ingo STROLZ	AT		COOPER T51	7b	3:04.001	7 9	+17.356 +2.110	137.0
24	72 Tom DE GRES	BE		BRABHAM BT14	12	3:05.108	7 8	+18.463 +1.107	136.2
25	8 Anthony DITHERIDGE	GB		COOPER T45	9	3:05.183	4 5	+18.538 +0.075	136.2
26	16 Marc VALVEKENS	BE		ASTON MARTIN DBR4/4	8	3:06.022	6 6	+19.377 +0.839	135.5
27	45 Thierry De Latre DUBOSQUEAL	BE		COOPER T45	7c	3:07.190	7 8	+20.545 +1.168	134.7
28	33 Christopher PHILLIPS	GB		COOPER BRISTOL MK 2 6/53	5	3:07.453	6 9	+20.808 +0.263	134.5
29	21 Ian NUTHALL	GB		ALTA F2	5	3:08.202	7 8	+21.557 +0.749	134.0
30	35 Michel BAUDOIN	FR		COOPER T45	9	3:09.229	7 8	+22.584 +1.027	133.2
31	6 Martin EYRE	GB		COOPER BRISTOL F2/T23/25	5	3:11.213	7 7	+24.568 +1.984	131.9
32	19 Paul GRANT	BE		COOPER BRISTOL MK 2 3/53	5	3:12.281	6 8	+25.636 +1.068	131.1
33	75 Niamh WOOD (EDDIE MCGUI)	GB		COOPER BRISTOL MK 1 8/52	5	3:12.702	5 7	+26.057 +0.421	130.8
34	36 Erik STAES	BE		COOPER BRISTOL MK 7/53	5	3:15.933	7 8	+29.288 +3.231	128.7
35	17 Stephan RETTENMAIER	DE		MASERATI 250F	6	3:16.215	7 8	+29.570 +0.282	128.5
36	20 Christian DUMOLIN	BE		MASERATI 250F 2522	6	3:16.363	4 8	+29.718 +0.148	128.4
37	23 Barry WOOD	GB		COOPER BRISTOL MK 1 6/52	5	3:19.615	6 8	+32.970 +3.252	126.3
38	30 Julian BRONSON	GB		SCARAB OFFENHAUSER	8	3:25.087	2 3	+38.442 +5.472	122.9
39	5 Richard PILKINGTON (TANIA)	GB		TALBOT T 26 SS	2	3:26.633	3 7	+39.988 +1.546	122.0
40	12 John EMERY	GB		BRABHAM BT4	12	3:31.691	6 7	+45.046 +5.058	119.1
41	40 Stephan JOEBSTL	AT		COOPER T45/51	9	3:34.708	5 7	+48.063 +3.017	117.4
42	27 Klara RETTENMAIER	DE		MASERATI A6GCM	6	3:49.365	6 7+1:02.720+14.657		109.9
43	9 Arnold HERREMAN DE MEURIS	NL		LDS ALFA ROMEO 06	10				

Fastest Lap Lap 6 Peter HORSMAN **2:46.645** 151.3 Kph

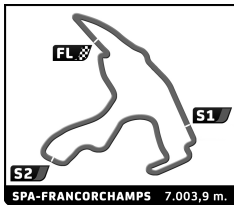
Car #18 - Lap 3 invalidated due to track limits
Car #25 - Lap 6 invalidated due to track limits

Published at:

Track Status: **DRY**

Stewards	Timekeeper: Alberto Estébanez
-----------------	---





Historic Grand Prix Cars Association
SPA SIX HOURS
Qualifying

Final Classification by Class

Nr. Driver	Nat	Team	Car	Time	Lap Total	Gap	Kph
10							
1 91 Christopher DRAKE	GB		COOPER T71/73	2:47.839	5 9		150.2
2 53 Philipp BUHOFER	CH		LOTUS 44 F23	2:54.777	8 9	+6.938 +6.938	144.3
3 99 Mark SHAW	GB		LOTUS 21	2:56.633	8 8	+8.794 +1.856	142.7
4 32 Bernardo HARTOGS	GB		LOTUS 18/21 916	2:57.319	8 9	+9.480 +0.686	142.2
5 80 Nicholas TAYLOR	GB		LOTUS 18 914	2:57.628	8 9	+9.789 +0.309	141.9
6 4 Gregory THORNTON	GB		LDS 03	2:58.582	7 7	+10.743 +0.954	141.2
7 18 Philippe BONNY	FR		BRABHAM BT2	2:59.461	6 9	+11.622 +0.879	140.5
8 120 Alexander MORTON	GB		LOTUS 21 939/952	2:59.932	8 9	+12.093 +0.471	140.1
9 9 Arnold HERREMAN DE MEURISSE	NL		LDS ALFA ROMEO 06				
11							
1 25 Andy MIDDLEHURST (JOHN BOWERS)	GB		LOTUS 25 R4	2:47.726	9 10		150.3
12							
1 122 Peter HORSMAN	GB		LOTUS 18/21	2:46.645	6 9		151.3
2 3 Barry CANNELL	GB		BRABHAM BT11A	2:48.711	7 9	+2.066 +2.066	149.5
3 153 Charles MAEERS	GB		COOPER T53	2:49.105	5 7	+2.460 +0.394	149.1
4 49 Andrew BEAUMONT	GB		LOTUS 18 915	2:51.845	5 9	+5.200 +2.740	146.7
5 132 Chris LOCKE	US		LOTUS 32B F2 7	2:55.548	3 9	+8.903 +3.703	143.6
6 50 Wulf GOETZE	DE		COOPER T53	2:56.447	6 9	+9.802 +0.899	142.9
7 72 Tom DE GRES	BE		BRABHAM BT14	3:05.108	7 8	+18.463 +8.661	136.2
8 12 John EMERY	GB		BRABHAM BT4	3:31.691	6 7	+45.046+26.583	119.1
2							
1 5 Richard PILKINGTON (TANIA PILKINGTON)	GB		TALBOT T 26 SS	3:26.633	3 7		122.0
5							
1 33 Christopher PHILLIPS	GB		COOPER BRISTOL MK 2 6/53	3:07.453	6 9		134.5
2 21 Ian NUTHALL	GB		ALTA F2	3:08.202	7 8	+0.749 +0.749	134.0
3 6 Martin EYRE	GB		COOPER BRISTOL F2/T23/25	3:11.213	7 7	+3.760 +3.011	131.9
4 19 Paul GRANT	BE		COOPER BRISTOL MK 2 3/53	3:12.281	6 8	+4.828 +1.068	131.1
5 75 Niamh WOOD (EDDIE MCGUIRE)	GB		COOPER BRISTOL MK 1 8/52	3:12.702	5 7	+5.249 +0.421	130.8
6 36 Erik STAES	BE		COOPER BRISTOL MK 7/53	3:15.933	7 8	+8.480 +3.231	128.7
7 23 Barry WOOD	GB		COOPER BRISTOL MK 1 6/52	3:19.615	6 8	+12.162 +3.682	126.3
6							
1 31 Guillermo FIERRO	ES		MASERATI 250F 2523	2:55.117	8 9		144.0
2 22 Steven HART (GERRY HANN)	GB		MASERATI 250F CM7	2:56.082	6 8	+0.965 +0.965	143.2
3 17 Stephan RETTENMAIER	DE		MASERATI 250F	3:16.215	7 8	+21.098+20.133	128.5
4 20 Christian DUMOLIN	BE		MASERATI 250F 2522	3:16.363	4 8	+21.246 +0.148	128.4
5 27 Klara RETTENMAIER	DE		MASERATI A6GCM	3:49.365	6 7	+54.248+33.002	109.9
7a							
1 7 Joaquin FOLCH-RUSINOL	ES		LOTUS 16 365	2:49.427	6 10		148.8
7b							
1 10 William NUTHALL (GIORGIO MARCHI)	GB		COOPER T53	2:52.707	3 3		146.0
2 15 Thomas MATZELBERGER	AT		COOPER T45/51	3:01.007	8 8	+8.300 +8.300	139.3
3 24 Ingo STROLZ	AT		COOPER T51	3:04.001	7 9	+11.294 +2.994	137.0
7c							
1 45 Thierry De Latre DUBOSQUEAU	BE		COOPER T45	3:07.190	7 8		134.7
8							
1 2 Roderick JOLLEY	GB		LISTER JAGUAR	2:56.705	6 9		142.7
2 16 Marc VALVEKENS	BE		ASTON MARTIN DBR4/4	3:06.022	6 6	+9.317 +9.317	135.5
3 30 Julian BRONSON	GB		SCARAB OFFENHAUSER	3:25.087	2 3	+28.382+19.065	122.9
9							
1 51 Andrew SMITH (TIM ROSS)	GB		COOPER T43/51	3:01.891	3 5		138.6
2 8 Anthony DITHERIDGE	GB		COOPER T45	3:05.183	4 5	+3.292 +3.292	136.2
3 35 Michel BAUDOIN	FR		COOPER T45	3:09.229	7 8	+7.338 +4.046	133.2


Car #18 - Lap 3 invalidated due to track limits
Car #25 - Lap 6 invalidated due to track limits

Published at:

Track Status: **DRY**

Stewards	Timekeeper: Alberto Estébanez
-----------------	---





Historic Grand Prix Cars Association

SPA SIX HOURS

Qualifying

Final Classification by Class

Nr. Driver	Nat	Team	Car	Time	Lap Total	Gap	Kph
1							
1	7	Joaquin FOLCH-RUSINOL	ES	LOTUS 16 365	2:49.427	6 10	148.8
2	31	Guillermo FIERRO	ES	MASERATI 250F 2523	2:55.117	8 9 +5.690	144.0
3	22	Steven HART (GERRY HANN)	GB	MASERATI 250F CM7	2:56.082	6 8 +6.655 +0.965	143.2
4	2	Roderick JOLLEY	GB	LISTER JAGUAR	2:56.705	6 9 +7.278 +0.623	142.7
5	16	Marc VALVEKENS	BE	ASTON MARTIN DBR4/4	3:06.022	6 6 +16.595 +9.317	135.5
6	33	Christopher PHILLIPS	GB	COOPER BRISTOL MK 2 6/53	3:07.453	6 9 +18.026 +1.431	134.5
7	21	Ian NUTHALL	GB	ALTA F2	3:08.202	7 8 +18.775 +0.749	134.0
8	6	Martin EYRE	GB	COOPER BRISTOL F2/T23/25	3:11.213	7 7 +21.786 +3.011	131.9
9	19	Paul GRANT	BE	COOPER BRISTOL MK 2 3/53	3:12.281	6 8 +22.854 +1.068	131.1
10	75	Niamh WOOD (EDDIE MCGUIRE)	GB	COOPER BRISTOL MK 1 8/52	3:12.702	5 7 +23.275 +0.421	130.8
11	36	Erik STAES	BE	COOPER BRISTOL MK 7/53	3:15.933	7 8 +26.506 +3.231	128.7
12	17	Stephan RETTENMAIER	DE	MASERATI 250F	3:16.215	7 8 +26.788 +0.282	128.5
13	20	Christian DUMOLIN	BE	MASERATI 250F 2522	3:16.363	4 8 +26.936 +0.148	128.4
14	23	Barry WOOD	GB	COOPER BRISTOL MK 1 6/52	3:19.615	6 8 +30.188 +3.252	126.3
15	30	Julian BRONSON	GB	SCARAB OFFENHAUSER	3:25.087	2 3 +35.660 +5.472	122.9
16	5	Richard PILKINGTON (TANIA PILKINGTON)	GB	TALBOT T 26 SS	3:26.633	3 7 +37.206 +1.546	122.0
17	27	Klara RETTENMAIER	DE	MASERATI A6GCM	3:49.365	6 7 +59.938+22.732	109.9
2							
1	122	Peter HORSMAN	GB	LOTUS 18/21	2:46.645	6 9	151.3
2	25	Andy MIDDLEHURST (JOHN BOWERS)	GB	LOTUS 25 R4	2:47.726	9 10 +1.081 +1.081	150.3
3	91	Christopher DRAKE	GB	COOPER T71/73	2:47.839	5 9 +1.194 +0.113	150.2
4	3	Barry CANNELL	GB	BRABHAM BT11A	2:48.711	7 9 +2.066 +0.872	149.5
5	153	Charles MAEERS	GB	COOPER T53	2:49.105	5 7 +2.460 +0.394	149.1
6	49	Andrew BEAUMONT	GB	LOTUS 18 915	2:51.845	5 9 +5.200 +2.740	146.7
7	10	William NUTHALL (GIORGIO MARCHI)	GB	COOPER T53	2:52.707	3 3 +6.062 +0.862	146.0
8	53	Philipp BUHOFFER	CH	LOTUS 44 F23	2:54.777	8 9 +8.132 +2.070	144.3
9	132	Chris LOCKE	US	LOTUS 32B F2 7	2:55.548	3 9 +8.903 +0.771	143.6
10	50	Wulf GOETZE	DE	COOPER T53	2:56.447	6 9 +9.802 +0.899	142.9
11	99	Mark SHAW	GB	LOTUS 21	2:56.633	8 8 +9.988 +0.186	142.7
12	32	Bernardo HARTOGS	GB	LOTUS 18/21 916	2:57.319	8 9 +10.674 +0.686	142.2
13	80	Nicholas TAYLOR	GB	LOTUS 18 914	2:57.628	8 9 +10.983 +0.309	141.9
14	4	Gregory THORNTON	GB	LDS 03	2:58.582	7 7 +11.937 +0.954	141.2
15	18	Philippe BONNY	FR	BRABHAM BT2	2:59.461	6 9 +12.816 +0.879	140.5
16	120	Alexander MORTON	GB	LOTUS 21 939/952	2:59.932	8 9 +13.287 +0.471	140.1
17	15	Thomas MATZELBERGER	AT	COOPER T45/51	3:01.007	8 8 +14.362 +1.075	139.3
18	51	Andrew SMITH (TIM ROSS)	GB	COOPER T43/51	3:01.891	3 5 +15.246 +0.884	138.6
19	24	Ingo STROLZ	AT	COOPER T51	3:04.001	7 9 +17.356 +2.110	137.0
20	72	Tom DE GRES	BE	BRABHAM BT14	3:05.108	7 8 +18.463 +1.107	136.2
21	8	Anthony DITHERIDGE	GB	COOPER T45	3:05.183	4 5 +18.538 +0.075	136.2
22	45	Thierry De Latre DUBOSQUEAU	BE	COOPER T45	3:07.190	7 8 +20.545 +2.007	134.7
23	35	Michel BAUDOIN	FR	COOPER T45	3:09.229	7 8 +22.584 +2.039	133.2
24	12	John EMERY	GB	BRABHAM BT4	3:31.691	6 7 +45.046+22.462	119.1
25	40	Stephan JOEBSTL	AT	COOPER T45/51	3:34.708	5 7 +48.063 +3.017	117.4
26	9	Arnold HERREMAN DE MEURISSE	NL	LDS ALFA ROMEO 06			

Car #18 - Lap 3 invalidated due to track limits
Car #25 - Lap 6 invalidated due to track limits

Published at:

Track Status: **DRY**

Stewards


Timekeeper:

Alberto Estébanez





GRAF VON FABER-CASTELL



Historic Grand Prix Cars Association

SPA SIX HOURS

Qualifying

Best Sector Times

SECTOR 1			SECTOR 2			SECTOR 3			Pos	Driver	Ideal Lap	Best Lap
Pos	Driver	Time	Driver	Time	Driver	Time	Pos	Driver	Ideal Lap	Best Lap		
1	122 P.HORSMAN	45.572	25 A.MIDDLEHURST (JOHN BOWERS)	1:16.821	91 C.DRAKE	42.439	1	25 A.MIDDLEHURST (JOHN BOWERS)	2:46.034	2:47.726 (2)		
2	3 B.CANNELL	46.340	91 C.DRAKE	1:17.486	25 A.MIDDLEHURST (JOHN BOWERS)	42.629	2	122 P.HORSMAN	2:46.468	2:46.645 (1)		
3	25 A.MIDDLEHURST (JOHN BOWERS)	46.584	122 P.HORSMAN	1:18.020	122 P.HORSMAN	42.876	3	91 C.DRAKE	2:47.531	2:47.839 (3)		
4	7 J.FOLCH-RUSINOL	46.644	53 P.BUHOFFER	1:18.123	3 B.CANNELL	42.882	4	3 B.CANNELL	2:47.700	2:48.711 (4)		
5	49 A.BEAUMONT	46.731	7 J.FOLCH-RUSINOL	1:18.362	7 J.FOLCH-RUSINOL	43.273	5	7 J.FOLCH-RUSINOL	2:48.279	2:49.427 (6)		
6	132 C.LOCKE	46.951	3 B.CANNELL	1:18.478	10 W.NUTHALL (GIORGIO MARCHI)	43.609	6	10 W.NUTHALL (GIORGIO MARCHI)	2:49.836	2:52.707 (8)		
7	10 W.NUTHALL (GIORGIO MARCHI)	47.489	10 W.NUTHALL (GIORGIO MARCHI)	1:18.738	49 A.BEAUMONT	43.761	7	49 A.BEAUMONT	2:50.646	2:51.845 (7)		
8	91 C.DRAKE	47.606	49 A.BEAUMONT	1:20.154	132 C.LOCKE	44.249	8	132 C.LOCKE	2:52.297	2:55.548 (11)		
9	22 S.HART (GERRY HANN)	47.877	4 G.THORNTON	1:20.204	22 S.HART (GERRY HANN)	44.851	9	53 P.BUHOFFER	2:53.838	2:54.777 (9)		
10	50 W.GOETZE	48.555	99 M.SHAW	1:20.516	31 G.FIERRO	45.028	10	31 G.FIERRO	2:55.117	2:55.117 (10)		
11	2 R.JOLLEY	48.566	80 N.TAYLOR	1:20.587	53 P.BUHOFFER	45.124	11	22 S.HART (GERRY HANN)	2:55.396	2:56.082 (12)		
12	31 G.FIERRO	49.092	31 G.FIERRO	1:20.997	32 B.HARTOGS	45.202	12	99 M.SHAW	2:55.514	2:56.633 (14)		
13	99 M.SHAW	49.728	132 C.LOCKE	1:21.097	99 M.SHAW	45.270	13	50 W.GOETZE	2:55.556	2:56.447 (13)		
14	24 I.STROLZ	49.947	120 A.MORTON	1:21.570	2 R.JOLLEY	45.289	14	2 R.JOLLEY	2:56.090	2:56.705 (15)		
15	18 P.BONNY	49.995	32 B.HARTOGS	1:21.580	80 N.TAYLOR	45.399	15	32 B.HARTOGS	2:56.847	2:57.319 (16)		
16	32 B.HARTOGS	50.065	50 W.GOETZE	1:21.598	50 W.GOETZE	45.403	16	80 N.TAYLOR	2:56.902	2:57.628 (17)		
17	15 T.MATZELBERGER	50.282	18 P.BONNY	1:22.006	18 P.BONNY	45.980	17	4 G.THORNTON	2:57.851	2:58.582 (18)		
18	53 P.BUHOFFER	50.591	2 R.JOLLEY	1:22.235	120 A.MORTON	46.587	18	18 P.BONNY	2:57.981	2:59.461 (19)		
19	80 N.TAYLOR	50.916	22 S.HART (GERRY HANN)	1:22.668	4 G.THORNTON	46.649	19	120 A.MORTON	2:59.560	2:59.932 (20)		
20	4 G.THORNTON	50.998	72 T.DE GRES	1:23.486	24 I.STROLZ	46.729	20	15 T.MATZELBERGER	3:01.007	3:01.007 (21)		
21	120 A.MORTON	51.403	15 T.MATZELBERGER	1:23.549	15 T.MATZELBERGER	47.176	21	24 I.STROLZ	3:01.581	3:04.001 (23)		
22	8 A.DITHERIDGE	51.405	33 C.PHILLIPS	1:23.766	72 T.DE GRES	47.294	22	72 T.DE GRES	3:02.912	3:05.108 (24)		
23	72 T.DE GRES	52.132	45 T.De Latre DUBOSQUEAU	1:23.986	16 M.VALVEKENS	47.339	23	45 T.De Latre DUBOSQUEAU	3:04.941	3:07.190 (27)		
24	35 M.BAUDOIN	52.445	24 I.STROLZ	1:24.905	45 T.De Latre DUBOSQUEAU	47.892	24	8 A.DITHERIDGE	3:05.183	3:05.183 (25)		
25	16 M.VALVEKENS	52.731	21 I.NUTHALL	1:24.992	8 A.DITHERIDGE	48.311	25	16 M.VALVEKENS	3:05.849	3:06.022 (26)		
26	45 T.De Latre DUBOSQUEAU	53.063	8 A.DITHERIDGE	1:25.467	35 M.BAUDOIN	48.704	26	33 C.PHILLIPS	3:07.288	3:07.453 (28)		
27	20 C.DUMOLIN	53.385	16 M.VALVEKENS	1:25.779	21 I.NUTHALL	48.729	27	21 I.NUTHALL	3:08.079	3:08.202 (29)		
28	17 S.RETTENMAIER	53.886	19 P.GRANT	1:26.584	19 P.GRANT	48.893	28	35 M.BAUDOIN	3:08.412	3:09.229 (30)		
29	33 C.PHILLIPS	54.303	6 M.EYRE	1:26.831	6 M.EYRE	49.069	29	6 M.EYRE	3:10.698	3:11.213 (31)		
30	21 I.NUTHALL	54.358	35 M.BAUDOIN	1:27.263	30 J.BRONSON	49.180	30	19 P.GRANT	3:11.116	3:12.281 (32)		
31	6 M.EYRE	54.798	75 N.WOOD (EDDIE MCGUIRE)	1:27.900	33 C.PHILLIPS	49.219	31	75 N.WOOD (EDDIE MCGUIRE)	3:12.702	3:12.702 (33)		
32	75 N.WOOD (EDDIE MCGUIRE)	55.206	36 E.STAES	1:28.306	75 N.WOOD (EDDIE MCGUIRE)	49.596	32	36 E.STAES	3:13.869	3:15.933 (34)		
33	36 E.STAES	55.354	17 S.RETTENMAIER	1:30.408	36 E.STAES	50.209	33	17 S.RETTENMAIER	3:14.744	3:16.215 (35)		
34	19 P.GRANT	55.639	23 B.WOOD	1:30.410	17 S.RETTENMAIER	50.450	34	20 C.DUMOLIN	3:15.323	3:16.363 (36)		
35	12 J.EMERY	55.985	20 C.DUMOLIN	1:30.708	23 B.WOOD	50.548	35	23 B.WOOD	3:18.201	3:19.615 (37)		
36	23 B.WOOD	57.243	30 J.BRONSON	1:32.062	20 C.DUMOLIN	51.230	36	30 J.BRONSON	3:18.913	3:25.087 (38)		
37	30 J.BRONSON	57.671	5 R.PILKINGTON (TANIA PILKINGTON)	1:33.684	5 R.PILKINGTON (TANIA PILKINGTON)	53.131	37	5 R.PILKINGTON (TANIA PILKINGTON)	3:25.749	3:26.633 (39)		
38	5 R.PILKINGTON (TANIA PILKINGTON)	58.934	12 J.EMERY	1:36.927	12 J.EMERY	55.080	38	12 J.EMERY	3:27.992	3:31.691 (40)		
39	40 S.JOEBSTL	59.183	40 S.JOEBSTL	1:36.990	40 S.JOEBSTL	57.148	39	40 S.JOEBSTL	3:33.321	3:34.708 (41)		
40	27 K.RETTENMAIER	1:05.779	9 A.HERREMAN DE MEURISSE	1:39.923	27 K.RETTENMAIER	1:00.039	40	27 K.RETTENMAIER	3:48.297	3:49.365 (42)		






GRAF VON FABER-CASTELL



GRID 7
Historic Grand Prix
Cars Association



Historic Grand Prix Cars Association SPA SIX HOURS After Qualifying

Event maximum speed

Driver	Team	Car	Class	Top Speed	Lap	Session
91 Christopher DRAKE		COOPER T71/73	10	216.9	5	Qualifying
25 Andy MIDDLEHURST (JOHN BOWERS)		LOTUS 25 R4	11	216.0	8	Qualifying
122 Peter HORSMAN		LOTUS 18/21	12	214.3	9	Qualifying
7 Joaquin FOLCH-RUSINOL		LOTUS 16 365	7a	214.3	7	Qualifying
3 Barry CANNELL		BRABHAM BT1 1A	12	210.1	7	Qualifying
50 Wulf GOETZE		COOPER T53	12	208.1	7	Qualifying
2 Roderick JOLLEY		LISTER JAGUAR	8	207.7	7	Qualifying
18 Philippe BONNY		BRABHAM BT2	10	204.2	8	Qualifying
49 Andrew BEAUMONT		LOTUS 18 915	12	204.2	9	Qualifying
132 Chris LOCKE		LOTUS 32B F2 7	12	203.4	9	Qualifying
80 Nicholas TAYLOR		LOTUS 18 914	10	203.4	8	Qualifying
99 Mark SHAW		LOTUS 21	10	203.4	6	Qualifying
35 Michel BAUDOIN		COOPER T45	9	201.9	6	Qualifying
53 Philipp BUHOFER		LOTUS 44 F23	10	200.7	7	Qualifying
10 William NUTHALL (GIORGIO MARCHI)		COOPER T53	7b	196.4	3	Qualifying
24 Ingo STROLZ		COOPER T51	7b	196.4	7	Qualifying
22 Steven HART (GERRY HANN)		MASERATI 250F CM7	6	196.0	4	Qualifying
31 Guillermo FIERRO		MASERATI 250F 2523	6	196.0	4	Qualifying
4 Gregory THORNTON		LDS 03	10	195.7	8	Qualifying
120 Alexander MORTON		LOTUS 21 939/952	10	194.9	9	Qualifying
45 Thierry De Latre DUBOSQUEAU		COOPER T45	7c	193.5	4	Qualifying
15 Thomas MATZELBERGER		COOPER T45/51	7b	191.8	8	Qualifying
6 Martin EYRE		COOPER BRISTOL F2/T23/25	5	190.1	6	Qualifying
19 Paul GRANT		COOPER BRISTOL MK 2 3/53	5	189.8	6	Qualifying
32 Bernardo HARTOGS		LOTUS 18/21 916	10	189.1	8	Qualifying
16 Marc VALVEKENS		ASTON MARTIN DBR4/4	8	187.5	4	Qualifying
21 Ian NUTHALL		ALTA F2	5	184.0	7	Qualifying
36 Erik STAES		COOPER BRISTOL MK 7/53	5	184.0	8	Qualifying
72 Tom DE GRES		BRABHAM BT14	12	181.2	7	Qualifying
33 Christopher PHILLIPS		COOPER BRISTOL MK 2 6/53	5	180.6	7	Qualifying
8 Anthony DITHERIDGE		COOPER T45	9	178.5	4	Qualifying
20 Christian DUMOLIN		MASERATI 250F 2522	6	177.9	8	Qualifying
23 Barry WOOD		COOPER BRISTOL MK 1 6/52	5	176.8	8	Qualifying
75 Niamh WOOD (EDDIE MCGUIRE)		COOPER BRISTOL MK 1 8/52	5	174.8	7	Qualifying
5 Richard PILINGTON (TANIA PILINGTON)		TALBOT T 26 SS	2	170.3	6	Qualifying
12 John EMERY		BRABHAM BT4	12	168.5	6	Qualifying
17 Stephan RETTENMAIER		MASERATI 250F	6	163.1	4	Qualifying
40 Stephan JOEBSTL		COOPER T45/51	9	157.2	6	Qualifying
27 Klara RETTENMAIER		MASERATI A6GCM	6	139.7	5	Qualifying
9 Arnold HERREMAN DE MEURISSE		LDS ALFA ROMEO 06	10	133.5	1	Qualifying
30 Julian BRONSON		SCARAB OFFENHAUSER	8	128.4	1	Qualifying






GRAF VON FABER-CASTELL



GRID 7

Historic Grand Prix Cars Association



Historic Grand Prix Cars Association SPA SIX HOURS Qualifying Analysis

Personal Best Session Best B Crossing the finish line in pit lane

Lap	Time	Sector 1	Sector 2	Sector 3	Kph	Elapsed	Lap	Time	Sector 1	Sector 2	Sector 3	Kph	Elapsed
2	3:25.087	57.671	1:36.092	51.324	122.9	8:12.257	6	3:16.650	56.332	1:29.598	50.720	128.2	21:09.320
3	4:25.044 B				95.1	12:37.301	7	3:15.933	55.354	1:28.306	52.273	128.7	24:25.253
31	Guillermo FIERRO						8	3:30.401 B	55.711	1:30.621	1:04.069	119.8	27:55.654
							40	Stephan JOEBSTL					
1	4:57.879	2:35.873	1:32.069	49.937	83.2	4:57.879							
2	3:00.736	51.399	1:23.546	45.791	139.5	7:58.615							
3	3:00.014	50.462	1:24.178	45.374	140.1	10:58.629							
4	2:59.777	50.153	1:24.016	45.608	140.3	13:58.406							
5	2:56.416	49.478	1:21.785	45.153	142.9	16:54.822							
6	2:56.553	49.540	1:21.785	45.228	142.8	19:51.375							
7	2:56.311	49.521	1:21.312	45.478	143.0	22:47.686							
8	2:55.117	49.092	1:20.997	45.028	144.0	25:42.803							
9	3:45.612 B	52.620	1:29.581	1:23.411	111.8	29:28.415							
32	Bernardo HARTOGS						45	Thierry De Latre DUBOSQUEAU					
1	3:45.585	1:23.243	1:32.179	50.163	109.8	3:45.585							
2	3:09.056	53.142	1:27.469	48.445	133.4	6:54.641							
3	3:07.971	51.831	1:28.373	47.767	134.1	10:02.612							
4	3:01.209	50.893	1:23.750	46.566	139.1	13:03.821							
5	3:01.682	50.799	1:23.518	47.365	138.8	16:05.503							
6	3:01.045	51.772	1:23.040	46.233	139.3	19:06.548							
7	2:59.755	51.179	1:23.374	45.202	140.3	22:06.303							
8	2:57.319	50.065	1:21.580	45.674	142.2	25:03.622							
9	3:23.961 B	50.108	1:26.236	1:07.617	123.6	28:27.583							
33	Christopher PHILLIPS						49	Andrew BEAUMONT					
1	3:45.214	1:18.634	1:33.346	53.234	110.0	3:45.214							
2	3:13.077	55.993	1:26.827	50.257	130.6	6:58.291							
3	3:09.044	54.747	1:25.078	49.219	133.4	10:07.335							
4	3:10.010	54.705	1:25.074	50.231	132.7	13:17.345							
5	3:08.198	54.531	1:24.236	49.431	134.0	16:25.543							
6	3:07.453	54.303	1:23.766	49.384	134.5	19:32.996							
7	3:09.305	55.086	1:24.979	49.240	133.2	22:42.301							
8	3:08.758	54.694	1:24.584	49.480	133.6	25:51.059							
9	3:50.770 B	54.906	1:27.310	1:28.554	109.3	29:41.829							
35	Michel BAUDOIN						50	Wulf GOETZE					
1	5:16.806	2:23.967	1:49.275	1:03.564	78.2	5:16.806							
2	3:26.209	59.042	1:33.922	53.245	122.3	8:43.015							
3	3:11.162	53.885	1:28.460	48.817	131.9	11:54.177							
4	3:10.509	52.612	1:29.193	48.704	132.4	15:04.686							
5	3:14.720	52.748	1:30.500	51.472	129.5	18:19.406							
6	3:10.013	52.652	1:27.263	50.098	132.7	21:29.419							
7	3:09.229	52.445	1:27.635	49.149	133.2	24:38.648							
8	3:22.517	54.066	1:31.909	56.542	124.5	28:01.165							
36	Erik STAES						51	Andrew SMITH (TIM ROSS)					
1	4:28.080	1:49.350	1:41.174	57.556	92.4	4:28.080							
2	3:29.363	59.162	1:34.915	55.286	120.4	7:57.443							
3	3:20.022	56.970	1:31.311	51.741	126.1	11:17.465							
4	3:17.212	56.128	1:30.064	51.020	127.9	14:34.677							
5	3:17.993	56.349	1:31.435	50.209	127.3	17:52.670							






GRAF VON FABER-CASTELL



GRID 7

Historic Grand Prix Cars Association



Historic Grand Prix Cars Association SPA SIX HOURS Race 1 (30')

Starting Grid

3:49.365	Klara RETTENMAIER	27	- 20 -	9	Arnold HERREMAN DE MEURISSE
3:31.691	John EMERY	12	- 19 -	40	3:34.708 Stephan JOEBSTL
3:19.615	Barry WOOD	23	- 18 -	5	3:26.633 Richard FULINGTON (PANA FULINGTON)
3:16.215	Stephan RETTENMAIER	17	- 17 -	20	3:16.363 Christian DUMOLIN
3:12.702	Niamh WOOD (EDDIE MCGUIRE)	75	- 16 -	36	3:15.933 Erik STAES
3:11.213	Martin EYRE	6	- 15 -	19	3:12.281 Paul GRANT
3:08.202	Ian NUTHALL	21	- 14 -	35	3:09.229 Michel BAUDOIN
3:07.190	Thierry De Latre DUBOSQUEAU	45	- 13 -	33	3:07.453 Christopher PHILLIPS
3:05.108	Tom DE GRES	72	- 12 -	8	3:05.183 Anthony DITHERIDGE
3:01.891	Andrew SMITH (TIM ROSS)	51	- 11 -	24	3:04.001 Ingo STROLZ
2:59.932	Alexander MORTON	120	- 10 -	15	3:01.007 Thomas MATZELBERGER
2:57.628	Nicholas TAYLOR	80	- 9 -	18	2:59.461 Philippe BONNY
2:56.705	Roderick JOLLEY	2	- 8 -	32	2:57.319 Bernardo HARTOGS
2:56.447	Wulf GOETZE	50	- 7 -	99	2:56.633 Mark SHAW
2:55.548	Chris LOCKE	132	- 6 -	22	2:56.082 Steven HART (GERRY HANN)
2:54.777	Philipp BUHOFER	53	- 5 -	31	2:55.117 Guillermo FIERRO
2:51.845	Andrew BEAUMONT	49	- 4 -	10	2:52.707 William NUTHALL (GIORGIO MARCHI)
2:49.105	Charles MAERS	153	- 3 -	7	2:49.427 Joaquin FOLCH-RUSINOL
2:47.839	Christopher DRAKE	91	- 2 -	3	2:48.711 Barry CANNELL
2:46.645	Peter HORSMAN	122	- 1 -	25	2:47.726 Andy MIDDLEHURST (JOHN BOWERS)

Pole



Stewards

Timekeeper:

Alberto Estébanez






GRAF VON FABER-CASTELL



GRID 7
Historic Grand Prix
Cars Association



Historic Grand Prix Cars Association

SPA SIX HOURS

Race 1 (30')

Final Classification

Drivers	Nat	Team	Vehicle	Class	Laps	Total Time	Gap	Kph	Best Lap	
									Lap	Time Kph
11 22 Peter HORSMAN	GB		LOTUS 18/21	12	11	32:15.204	-	143.1	11	2:52.810 145.9
2 25 Andy MIDDLEHURST (JOHN BOWERS)	GB		LOTUS 25 R4	11	11	32:52.422	+37.218	140.4	9	2:56.738 142.7
3 3 Barry CANNELL	GB		BRABHAM BT11A	12	11	33:00.304	+45.100	139.8	6	2:56.203 143.1
4 7 Joaquin FOLCH-RUSINOL	ES		LOTUS 16 365	7a	11	33:00.814	+45.610	139.8	6	2:57.107 142.4
51 32 Chris LOCKE	US		LOTUS 32B F2 7	12	11	33:32.242	+1:17.038	137.6	10	2:55.008 144.1
6 2 Roderick JOLLEY	GB		LISTER JAGUAR	8	11	33:34.832	+1:19.628	137.4	11	2:58.841 141.0
7 22 Steven HART (GERRY HANN)	GB		MASERATI 250F CM7	6	11	33:35.223	+1:20.019	137.4	11	2:57.327 142.2
8 51 Andrew SMITH (TIM ROSS)	GB		COOPER T43/51	9	11	33:43.133	+1:27.929	136.9	10	2:59.085 140.8
9 99 Mark SHAW	GB		LOTUS 21	10	11	34:02.270	+1:47.066	135.6	10	2:56.063 143.2
101 20 Alexander MORTON	GB		LOTUS 21 939/952	10	11	34:15.948	+2:00.744	134.7	9	3:01.732 138.7
11 31 Guillermo FIERRO	ES		MASERATI 250F 2523	6	11	34:21.887	+2:06.683	134.3	9	2:58.848 141.0
12 80 Nicholas TAYLOR	GB		LOTUS 18 914	10	11	34:32.983	+2:17.779	133.6	5	3:05.621 135.8
13 32 Bernardo HARTOGS	GB		LOTUS 18/21 916	10	11	34:45.991	+2:30.787	132.8	8	3:03.861 137.1
14 8 Anthony DITHERIDGE	GB		COOPER T45	9	11	35:00.445	+2:45.241	131.8	9	3:05.946 135.6
15 72 Tom DE GRES	BE		BRABHAM BT14	12	10	32:21.875	1 Lap	129.6	8	3:03.118 137.7
16 45 Thierry De Latre DUBOSQUEAU	BE		COOPER T45	7c	10	32:24.704	1 Lap	129.4	4	3:07.479 134.5
17 19 Paul GRANT	BE		COOPER BRISTOL MK 2 3/53	5	10	32:59.050	1 Lap	127.2	10	3:11.442 131.7
18 21 Ian NUTHALL	GB		ALTA F2	5	10	32:59.184	1 Lap	127.2	9	3:09.869 132.8
19 24 Ingo STROLZ	AT		COOPER T51	7b	10	33:03.136	1 Lap	126.9	4	3:13.828 130.1
20 18 Philippe BONNY	FR		BRABHAM BT2	10	10	33:04.224	1 Lap	126.9	8	3:09.005 133.4
21 33 Christopher PHILLIPS	GB		COOPER BRISTOL MK 2 6/53	5	10	33:20.587	1 Lap	125.8	8	3:14.093 129.9
22 36 Erik STAES	BE		COOPER BRISTOL MK 7/53	5	10	33:22.591	1 Lap	125.7	8	3:11.779 131.5
23 6 Martin EYRE	GB		COOPER BRISTOL F2/T23/25	5	10	33:23.426	1 Lap	125.6	8	3:12.650 130.9
24 75 Niamh WOOD (EDDIE MCGUIRE)	GB		COOPER BRISTOL MK 1 8/52	5	10	34:45.171	1 Lap	120.7	10	3:21.897 124.9
25 17 Stephan RETTENMAIER	DE		MASERATI 250F	6	10	34:47.349	1 Lap	120.6	7	3:20.325 125.9
26 23 Barry WOOD	GB		COOPER BRISTOL MK 1 6/52	5	10	34:48.584	1 Lap	120.5	8	3:19.330 126.5
27 20 Christian DUMOLIN	BE		MASERATI 250F 2522	6	10	34:50.304	1 Lap	120.4	8	3:21.878 124.9
28 5 Richard PILKINGTON (TANIA PILKINGTON)	GB		TALBOT T 26 SS	2	10	35:00.631	1 Lap	119.8	7	3:24.549 123.3
29 35 Michel BAUDOIN	FR		COOPER T45	9	9	32:30.952	2 Laps	116.1	9	3:20.271 125.9
30 40 Stephan JOEBSTL	AT		COOPER T45/51	9	9	33:21.481	2 Laps	113.2	8	3:35.160 117.2
31 12 John EMERY	GB		BRABHAM BT4	12	9	33:24.161	2 Laps	113.0	7	3:33.211 118.3
32 27 Klara RETTENMAIER	DE		MASERATI A6GCM	6	9	35:48.491	2 Laps	105.4	8	3:47.255 111.0

Not classified:

91 Christopher DRAKE	GB		COOPER T71/73	10	6	19:14.715			4	2:56.603 142.8
53 Philipp BUHOFER	CH		LOTUS 44 F23	10	6	19:29.430			3	2:58.705 141.1
15 Thomas MATZELBERGER	AT		COOPER T45/51	7b	6	19:51.589			4	3:14.117 129.9
153 Charles MAEERS	GB		COOPER T53	12	5	15:19.189			3	3:01.446 139.0
49 Andrew BEAUMONT	GB		LOTUS 18 915	12	2	6:23.945			2	3:10.127 132.6

Not started

50 Wulf GOETZE	DE		COOPER T53	12	8	34:47.334			6	3:01.904 138.6
10 William NUTHALL (GIORGIO MARCHI)	GB		COOPER T53	7b						
9 Arnold HERREMAN DE MEURISSE	NL		LDS ALFA ROMEO 06	10						


Pole Position	P. HORSMAN	2:46.645	151.3 Kph
Fastest Lap	Lap 11 Peter HORSMAN	2:52.810	145.9 Kph

Published at:

Track Status: **DRY**

Stewards	Timekeeper: Alberto Estébanez
-----------------	---





Historic Grand Prix Cars Association
SPA SIX HOURS
Race 1

Final Classification by Class

Nr. Driver	Nat	Team	Car	Laps	Total Time	Gap	Kph	Best Lap	
								Lap	Time Kph
10									
1	99	Mark SHAW	GB	LOTUS 21	11	34:02.270	135.6	10	2:56.063 143.2
2	120	Alexander MORTON	GB	LOTUS 21 939/952	11	34:15.948	+13.678	134.7	9 3:01.732 138.7
3	80	Nicholas TAYLOR	GB	LOTUS 18 914	11	34:32.983	+30.713	133.6	5 3:05.621 135.8
4	32	Bernardo HARTOGS	GB	LOTUS 18/21 916	11	34:45.991	+43.721	132.8	8 3:03.861 137.1
5	18	Philippe BONNY	FR	BRABHAM BT2	10	33:04.224	1 Laps	126.9	8 3:09.005 133.4
Not classified:									
91	Christopher DRAKE	GB	COOPER T71/73	6	19:14.715			4	2:56.603 142.8
53	Philipp BUHOFER	CH	LOTUS 44 F23	6	19:29.430			3	2:58.705 141.1
Not started									
9	Arnold HEREMAN DE MEURISSE	NL	LDS ALFA ROMEO 06						
11									
1	25	Andy MIDDLEHURST (JOHN BOWERS)	GB	LOTUS 25 R4	11	32:52.422		140.4	9 2:56.738 142.7
12									
1	122	Peter HORSMAN	GB	LOTUS 18/21	11	32:15.204		143.1	11 2:52.810 145.9
2	3	Barry CANNELL	GB	BRABHAM BT11A	11	33:00.304	+45.100	139.8	6 2:56.203 143.1
3	132	Chris LOCKE	US	LOTUS 32B F2 7	11	33:32.242	+1'17.038	137.6	10 2:55.008 144.1
4	72	Tom DE GRES	BE	BRABHAM BT14	10	32:21.875	1 Laps	129.6	8 3:03.118 137.7
5	12	John EMERY	GB	BRABHAM BT4	9	33:24.161	2 Laps	113.0	7 3:33.211 118.3
Not classified:									
153	Charles MAEERS	GB	COOPER T53	5	15:19.189			3	3:01.446 139.0
49	Andrew BEAUMONT	GB	LOTUS 18 915	2	6:23.945			2	3:10.127 132.6
Not started									
50	Wulf GOETZE	DE	COOPER T53	8	34:47.334			6	3:01.904 138.6
2									
1	5	Richard PILKINGTON (TANIA PILKINGTON)	GB	TALBOT T 26 SS	10	35:00.631		119.8	7 3:24.549 123.3
5									
1	19	Paul GRANT	BE	COOPER BRISTOL MK 2 3/53	10	32:59.050		127.2	10 3:11.442 131.7
2	21	Ian NUTHALL	GB	ALTA F2	10	32:59.184	+0.134	127.2	9 3:09.869 132.8
3	33	Christopher PHILLIPS	GB	COOPER BRISTOL MK 2 6/53	10	33:20.587	+21.537	125.8	8 3:14.093 129.9
4	36	Erik STAES	BE	COOPER BRISTOL MK 7/53	10	33:22.591	+23.541	125.7	8 3:11.779 131.5
5	6	Martin EYRE	GB	COOPER BRISTOL F2/T23/25	10	33:23.426	+24.376	125.6	8 3:12.650 130.9
6	75	Niamh WOOD (EDDIE MCGUIRE)	GB	COOPER BRISTOL MK 1 8/52	10	34:45.171	+1'46.121	120.7	10 3:21.897 124.9
7	23	Barry WOOD	GB	COOPER BRISTOL MK 1 6/52	10	34:48.584	+1'49.534	120.5	8 3:19.330 126.5
6									
1	22	Steven HART (GERRY HANN)	GB	MASERATI 250F CM7	11	33:35.223		137.4	11 2:57.327 142.2
2	31	Guillermo FIERRO	ES	MASERATI 250F 2523	11	34:21.887	+46.664	134.3	9 2:58.848 141.0
3	17	Stephan RETTENMAIER	DE	MASERATI 250F	10	34:47.349	1 Laps	120.6	7 3:20.325 125.9
4	20	Christian DUMOLIN	BE	MASERATI 250F 2522	10	34:50.304	1 Laps	120.4	8 3:21.878 124.9
5	27	Klara RETTENMAIER	DE	MASERATI A6GCM	9	35:48.491	2 Laps	105.4	8 3:47.255 111.0
7a									
1	7	Joaquin FOLCH-RUSINOL	ES	LOTUS 16 365	11	33:00.814		139.8	6 2:57.107 142.4
7b									
1	24	Ingo STROLZ	AT	COOPER T51	10	33:03.136		126.9	4 3:13.828 130.1
Not classified:									
15	Thomas MATZELBERGER	AT	COOPER T45/51	6	19:51.589			4	3:14.117 129.9
Not started									
10	William NUTHALL (GIORGIO MARCHI)	GB	COOPER T53						
7c									
1	45	Thierry De Laire DUBOSQUEAU	BE	COOPER T45	10	32:24.704		129.4	4 3:07.479 134.5
8									
1	2	Roderick JOLLEY	GB	LISTER JAGUAR	11	33:34.832		137.4	11 2:58.841 141.0
9									
1	51	Andrew SMITH (TIM ROSS)	GB	COOPER T43/51	11	33:43.133		136.9	10 2:59.085 140.8
2	8	Anthony DITHERIDGE	GB	COOPER T45	11	35:00.445	+1'17.312	131.8	9 3:05.946 135.6
3	35	Michel BAUDOIN	FR	COOPER T45	9	32:30.952	2 Laps	116.1	9 3:20.271 125.9
4	40	Stephan JOEBSTL	AT	COOPER T45/51	9	33:21.481	2 Laps	113.2	8 3:35.160 117.2

Published at:

Track Status: **DRY**






GRAF VON FABER-CASTELL



GRID 7
 Historic Grand Prix
 Cars Association



Historic Grand Prix Cars Association

SPA SIX HOURS

Race 1

Final Classification by Class

Nr. Driver	Nat	Team	Car	Laps	Total Time	Gap	Kph	Best Lap	
								Lap	Time Kph

Stewards	Timekeeper: Alberto Estébanez
-----------------	---






GRAF VON FABER-CASTELL



GRID 7
Historic Grand Prix
Cars Association



Historic Grand Prix Cars Association SPA SIX HOURS

Race 1

Final Classification by Class


Nr. Driver	Nat	Team	Car	Laps	Total Time	Gap	Kph	Best Lap	
								Lap	Time Kph
1									
1	7	Joaquin FOLCH-RUSINOL	ES	LOTUS 16 365	11	33:00.814	139.8	6	2:57.107 142.4
2	2	Roderick JOLLEY	GB	LISTER JAGUAR	11	33:34.832	+34.018 137.4	11	2:58.841 141.0
3	22	Steven HART (GERRY HANN)	GB	MASERATI 250F CM7	11	33:35.223	+34.409 137.4	11	2:57.327 142.2
4	31	Guillermo FIERRO	ES	MASERATI 250F 2523	11	34:21.887	+1'21.073 134.3	9	2:58.848 141.0
5	19	Paul GRANT	BE	COOPER BRISTOL MK 2 3/53	10	32:59.050	1 Laps 127.2	10	3:11.442 131.7
6	21	Ian NUTHALL	GB	ALTA F2	10	32:59.184	1 Laps 127.2	9	3:09.869 132.8
7	33	Christopher PHILLIPS	GB	COOPER BRISTOL MK 2 6/53	10	33:20.587	1 Laps 125.8	8	3:14.093 129.9
8	36	Erik STAES	BE	COOPER BRISTOL MK 7/53	10	33:22.591	1 Laps 125.7	8	3:11.779 131.5
9	6	Martin EYRE	GB	COOPER BRISTOL F2/T23/25	10	33:23.426	1 Laps 125.6	8	3:12.650 130.9
10	75	Niamh WOOD (EDDIE MCGUIRE)	GB	COOPER BRISTOL MK 1 8/52	10	34:45.171	1 Laps 120.7	10	3:21.897 124.9
11	17	Stephan RETTENMAIER	DE	MASERATI 250F	10	34:47.349	1 Laps 120.6	7	3:20.325 125.9
12	23	Barry WOOD	GB	COOPER BRISTOL MK 1 6/52	10	34:48.584	1 Laps 120.5	8	3:19.330 126.5
13	20	Christian DUMOLIN	BE	MASERATI 250F 2522	10	34:50.304	1 Laps 120.4	8	3:21.878 124.9
14	5	Richard PILKINGTON (TANIA PILKINGTON)	GB	TALBOT T 26 SS	10	35:00.631	1 Laps 119.8	7	3:24.549 123.3
15	27	Klara RETTENMAIER	DE	MASERATI A6GCM	9	35:48.491	2 Laps 105.4	8	3:47.255 111.0
2									
1	122	Peter HORSMAN	GB	LOTUS 18/21	11	32:15.204	143.1	11	2:52.810 145.9
2	25	Andy MIDDLEHURST (JOHN BOWERS)	GB	LOTUS 25 R4	11	32:52.422	+37.218 140.4	9	2:56.738 142.7
3	3	Barry CANNELL	GB	BRABHAM BT11A	11	33:00.304	+45.100 139.8	6	2:56.203 143.1
4	132	Chris LOCKE	US	LOTUS 32B F2 7	11	33:32.242	+1'17.038 137.6	10	2:55.008 144.1
5	51	Andrew SMITH (TIM ROSS)	GB	COOPER T43/51	11	33:43.133	+1'27.929 136.9	10	2:59.085 140.8
6	99	Mark SHAW	GB	LOTUS 21	11	34:02.270	+1'47.066 135.6	10	2:56.063 143.2
7	120	Alexander MORTON	GB	LOTUS 21 939/952	11	34:15.948	+2'00.744 134.7	9	3:01.732 138.7
8	80	Nicholas TAYLOR	GB	LOTUS 18 914	11	34:32.983	+2'17.779 133.6	5	3:05.621 135.8
9	32	Bernardo HARTOGS	GB	LOTUS 18/21 916	11	34:45.991	+2'30.787 132.8	8	3:03.861 137.1
10	8	Anthony DITHERIDGE	GB	COOPER T45	11	35:00.445	+2'45.241 131.8	9	3:05.946 135.6
11	72	Tom DE GRES	BE	BRABHAM BT14	10	32:21.875	1 Laps 129.6	8	3:03.118 137.7
12	45	Thierry De Latre DUBOSQUEAU	BE	COOPER T45	10	32:24.704	1 Laps 129.4	4	3:07.479 134.5
13	24	Ingo STROLZ	AT	COOPER T51	10	33:03.136	1 Laps 126.9	4	3:13.828 130.1
14	18	Philippe BONNY	FR	BRABHAM BT2	10	33:04.224	1 Laps 126.9	8	3:09.005 133.4
15	35	Michel BAUDOIN	FR	COOPER T45	9	32:30.952	2 Laps 116.1	9	3:20.271 125.9
16	40	Stephan JOEBSTL	AT	COOPER T45/51	9	33:21.481	2 Laps 113.2	8	3:35.160 117.2
17	12	John EMERY	GB	BRABHAM BT4	9	33:24.161	2 Laps 113.0	7	3:33.211 118.3
Not classified:									
91	Christopher DRAKE	GB	COOPER T71/73	6	19:14.715			4	2:56.603 142.8
53	Philipp BUHOFER	CH	LOTUS 44 F23	6	19:29.430			3	2:58.705 141.1
15	Thomas MATZELBERGER	AT	COOPER T45/51	6	19:51.589			4	3:14.117 129.9
153	Charles MAEERS	GB	COOPER T53	5	15:19.189			3	3:01.446 139.0
49	Andrew BEAUMONT	GB	LOTUS 18 915	2	6:23.945			2	3:10.127 132.6
Not started									
50	Wulf GOETZE	DE	COOPER T53	8	34:47.334			6	3:01.904 138.6
10	William NUTHALL (GIORGIO MARCHI)	GB	COOPER T53						
9	Arnold HERREMAN DE MEURISSE	NL	LDS ALFA ROMEO 06						

Published at:

Track Status: **DRY**

Stewards	Timekeeper: Alberto Estébanez
-----------------	---





Historic Grand Prix Cars Association SPA SIX HOURS

Race 1


Lap Chart

		LAP											
Nr	Pos	Grid	1	2	3	4	5	6	7	8	9	10	11
122	1	122	122	122	122	122	122	122	122	122	122	122	122
25	2	25	3	3	3	3	25	3	25	25	25	25	25
91	3	91	25	25	25	25	3	25	7	7	3	3	3
3	4	3	7	7	7	7	7	7	3	3	7	7	7
153	5	153	153	153	153	153	2	2	2	2	132	132	
7	6	7	31	22	53	2	2	22	22	22	132	2	2
49	7	49	22	2	2	22	53	132	132	132	22	22	22
10	8	10	2	53	22	132	132	51	51	51	51	51	51
53	9	53	49	49	132	53	22	80	80	99	99	99	99
31	10	31	53	132	51	51	51	120	99	120	120	120	120
132	11	132	132	51	80	91	91	99	120	80	80	31	31
22	12	22	80	80	91	80	80	31	31	31	31	80	80
50	13	50	32	120	120	120	32	32	32	32	32	32	32
99	14	99	99	99	99	99	99	72	72	72	8	8	8
2	15	2	120	32	32	32	32	91	8	8	72	72	
32	16	32	51	72	72	72	72	8	45	45	45	45	
80	17	80	72	91	8	8	31	53	24	24	24	19	
18	18	18	8	8	45	31	8	45	19	19	19	21	
120	19	120	15	45	31	45	45	15	21	18	18	24	
15	20	15	24	15	15	15	15	24	18	21	21	18	
51	21	51	45	24	24	24	24	19	33	33	33	33	
24	22	24	33	33	33	33	19	33	6	6	6	36	
72	23	72	91	31	19	19	33	21	36	36	36	6	
8	24	8	21	19	21	21	21	18	17	17	17	75	
45	25	45	19	21	6	18	18	6	75	75	75	17	
33	26	33	6	6	36	6	6	36	20	20	20	23	
21	27	21	75	36	18	36	36	75	5	5	23	20	
35	28	35	36	75	75	75	75	17	23	23	5	5	
6	29	6	17	18	20	20	20	20	35	35	35		
19	30	19	5	17	17	17	17	5	40	40	40		
75	31	75	20	20	5	5	5	23	12	12	12		
36	32	36	18	5	23	23	23	35	27	27	27		
17	33	17	35	23	35	35	35	40	50	50			
20	34	20	23	35	40	40	40	12					
23	35	23	40	40	12	12	12	27					
5	36	5	12	12	27	27	27	50					
12	37	12	27	27	50	50							
40	38	40	50	50									
27	39	27											
9	40	9											





GRAF VON FABER-CASTELL



Historic Grand Prix Cars Association

SPA SIX HOURS

Race 1

Best Sector Times

SECTOR 1			SECTOR 2			SECTOR 3				
Pos	Driver	Time	Driver	Time	Driver	Time	Pos	Driver	Ideal Lap	Best Lap
1	122 P.HORSMAN	48.155	99 M.SHAW	1:19.804	122 P.HORSMAN	43.218	1	122 P.HORSMAN	2:51.342	2:52.810 (1)
2	3 B.CANNELL	48.858	122 P.HORSMAN	1:19.969	3 B.CANNELL	43.702	2	3 B.CANNELL	2:54.342	2:56.203 (4)
3	7 J.FOLCH-RUSINOL	49.336	51 A.SMITH (TIM ROSS)	1:20.716	91 C.DRAKE	44.173	3	99 M.SHAW	2:54.681	2:56.063 (3)
4	22 S.HART (GERRY HANN)	49.477	132 C.LOCKE	1:21.133	132 C.LOCKE	44.395	4	132 C.LOCKE	2:55.008	2:55.008 (2)
5	132 C.LOCKE	49.480	7 J.FOLCH-RUSINOL	1:21.222	7 J.FOLCH-RUSINOL	44.629	5	7 J.FOLCH-RUSINOL	2:55.187	2:57.107 (7)
6	2 R.JOLLEY	49.594	25 A.MIDDLEHURST (JOHN BOWERS)	1:21.276	25 A.MIDDLEHURST (JOHN BOWERS)	44.709	6	25 A.MIDDLEHURST (JOHN BOWERS)	2:55.726	2:56.738 (6)
7	25 A.MIDDLEHURST (JOHN BOWERS)	49.741	3 B.CANNELL	1:21.782	22 S.HART (GERRY HANN)	44.726	7	91 C.DRAKE	2:56.603	2:56.603 (5)
8	99 M.SHAW	49.940	53 P.BUHOFFER	1:21.979	99 M.SHAW	44.937	8	22 S.HART (GERRY HANN)	2:57.327	2:57.327 (8)
9	91 C.DRAKE	50.431	91 C.DRAKE	1:21.999	31 G.FIERRO	44.938	9	51 A.SMITH (TIM ROSS)	2:57.565	2:59.085 (12)
10	153 C.MAEERS	50.765	120 A.MORTON	1:22.227	53 P.BUHOFFER	45.011	10	2 R.JOLLEY	2:58.002	2:58.841 (10)
11	31 G.FIERRO	51.088	31 G.FIERRO	1:22.822	2 R.JOLLEY	45.107	11	53 P.BUHOFFER	2:58.526	2:58.705 (9)
12	50 W.GOETZE	51.143	22 S.HART (GERRY HANN)	1:23.124	51 A.SMITH (TIM ROSS)	45.358	12	31 G.FIERRO	2:58.848	2:58.848 (11)
13	51 A.SMITH (TIM ROSS)	51.491	2 R.JOLLEY	1:23.301	153 C.MAEERS	45.983	13	120 A.MORTON	3:00.564	3:01.732 (14)
14	53 P.BUHOFFER	51.536	72 T.DE GRES	1:23.561	120 A.MORTON	46.093	14	153 C.MAEERS	3:01.176	3:01.446 (13)
15	32 B.HARTOGS	52.128	50 W.GOETZE	1:23.933	32 B.HARTOGS	46.309	15	50 W.GOETZE	3:01.505	3:01.904 (15)
16	120 A.MORTON	52.244	153 C.MAEERS	1:24.428	50 W.GOETZE	46.429	16	72 T.DE GRES	3:03.118	3:03.118 (16)
17	8 A.DITHERIDGE	52.914	45 T.De Latre DUBOSQUEAU	1:24.530	72 T.DE GRES	46.455	17	32 B.HARTOGS	3:03.615	3:03.861 (17)
18	72 T.DE GRES	53.102	80 N.TAYLOR	1:24.673	80 N.TAYLOR	46.860	18	80 N.TAYLOR	3:04.738	3:05.621 (18)
19	18 P.BONNY	53.126	8 A.DITHERIDGE	1:24.784	8 A.DITHERIDGE	47.047	19	8 A.DITHERIDGE	3:04.745	3:05.946 (19)
20	24 I.STROLZ	53.174	32 B.HARTOGS	1:25.178	18 P.BONNY	47.183	20	45 T.De Latre DUBOSQUEAU	3:06.295	3:07.479 (20)
21	80 N.TAYLOR	53.205	21 I.NUTHALL	1:25.559	45 T.De Latre DUBOSQUEAU	47.795	21	18 P.BONNY	3:06.835	3:09.005 (21)
22	15 T.MATZELBERGER	53.791	36 E.STAES	1:26.473	49 A.BEAUMONT	47.832	22	21 I.NUTHALL	3:09.398	3:09.869 (22)
23	45 T.De Latre DUBOSQUEAU	53.970	18 P.BONNY	1:26.526	21 I.NUTHALL	48.137	23	49 A.BEAUMONT	3:10.127	3:10.127 (23)
24	49 A.BEAUMONT	55.068	6 M.EYRE	1:26.726	19 P.GRANT	48.382	24	19 P.GRANT	3:11.202	3:11.442 (24)
25	21 I.NUTHALL	55.702	19 P.GRANT	1:26.893	36 E.STAES	48.983	25	36 E.STAES	3:11.292	3:11.779 (25)
26	36 E.STAES	55.836	49 A.BEAUMONT	1:27.227	6 M.EYRE	49.117	26	6 M.EYRE	3:12.121	3:12.650 (26)
27	19 P.GRANT	55.927	33 C.PHILLIPS	1:27.306	24 I.STROLZ	49.273	27	24 I.STROLZ	3:12.549	3:13.828 (27)
28	35 M.BAUDOIN	56.201	15 T.MATZELBERGER	1:29.296	15 T.MATZELBERGER	49.599	28	15 T.MATZELBERGER	3:12.686	3:14.117 (29)
29	6 M.EYRE	56.278	23 B.WOOD	1:30.004	33 C.PHILLIPS	49.838	29	33 C.PHILLIPS	3:14.015	3:14.093 (28)
30	20 C.DUMOLIN	56.336	24 I.STROLZ	1:30.102	23 B.WOOD	50.687	30	23 B.WOOD	3:18.204	3:19.330 (30)
31	33 C.PHILLIPS	56.871	75 N.WOOD (EDDIE MCGUIRE)	1:32.042	35 M.BAUDOIN	50.789	31	35 M.BAUDOIN	3:19.588	3:20.271 (31)
32	23 B.WOOD	57.513	20 C.DUMOLIN	1:32.508	20 C.DUMOLIN	51.578	32	20 C.DUMOLIN	3:20.422	3:21.878 (33)
33	75 N.WOOD (EDDIE MCGUIRE)	57.850	35 M.BAUDOIN	1:32.598	75 N.WOOD (EDDIE MCGUIRE)	51.702	33	75 N.WOOD (EDDIE MCGUIRE)	3:21.594	3:21.897 (34)
34	12 J.EMERY	58.694	5 R.PILKINGTON (TANIA PILKINGTON)	1:32.667	5 R.PILKINGTON (TANIA PILKINGTON)	52.563	34	5 R.PILKINGTON (TANIA PILKINGTON)	3:24.229	3:24.549 (35)
35	5 R.PILKINGTON (TANIA PILKINGTON)	58.999	40 S.JOEBSTL	1:38.671	40 S.JOEBSTL	55.057	35	12 J.EMERY	3:32.689	3:33.211 (36)
36	40 S.JOEBSTL	59.424	12 J.EMERY	1:38.894	12 J.EMERY	55.101	36	40 S.JOEBSTL	3:33.152	3:35.160 (37)
37	27 K.RETTENMAIER	1:05.239	27 K.RETTENMAIER	1:42.920	27 K.RETTENMAIER	59.096	37	27 K.RETTENMAIER	3:47.255	3:47.255 (38)






GRAF VON FABER-CASTELL



GRID 7
Historic Grand Prix
Cars Association



Historic Grand Prix Cars Association SPA SIX HOURS After Race 1

Event maximum speed

Driver	Team	Car	Class	Top Speed	Lap	Session
91 Christopher DRAKE		COOPER T71/73	10	216.9	5	Qualifying
25 Andy MIDDLEHURST (JOHN BOWERS)		LOTUS 25 R4	11	216.0	8	Qualifying
122 Peter HORSMAN		LOTUS 18/21	12	214.3	9	Qualifying
7 Joaquin FOLCH-RUSINOL		LOTUS 16 365	7a	214.3	7	Qualifying
3 Barry CANNELL		BRABHAM BT1 1A	12	210.1	7	Qualifying
50 Wulf GOETZE		COOPER T53	12	208.1	7	Qualifying
2 Roderick JOLLEY		LISTER JAGUAR	8	207.7	7	Qualifying
18 Philippe BONNY		BRABHAM BT2	10	204.2	8	Qualifying
49 Andrew BEAUMONT		LOTUS 18 915	12	204.2	9	Qualifying
132 Chris LOCKE		LOTUS 32B F2 7	12	203.4	9	Qualifying
80 Nicholas TAYLOR		LOTUS 18 914	10	203.4	8	Qualifying
99 Mark SHAW		LOTUS 21	10	203.4	6	Qualifying
35 Michel BAUDOIN		COOPER T45	9	201.9	6	Qualifying
53 Philipp BUHOFER		LOTUS 44 F23	10	200.7	7	Qualifying
10 William NUTHALL (GIORGIO MARCHI)		COOPER T53	7b	196.4	3	Qualifying
24 Ingo STROLZ		COOPER T51	7b	196.4	7	Qualifying
22 Steven HART (GERRY HANN)		MASERATI 250F CM7	6	196.0	4	Qualifying
31 Guillermo FIERRO		MASERATI 250F 2523	6	196.0	4	Qualifying
4 Gregory THORNTON		LDS 03	10	195.7	8	Qualifying
120 Alexander MORTON		LOTUS 21 939/952	10	194.9	9	Qualifying
45 Thierry De Latre DUBOSQUEAU		COOPER T45	7c	193.5	4	Qualifying
15 Thomas MATZELBERGER		COOPER T45/51	7b	191.8	8	Qualifying
153 Charles MAEERS		COOPER T53	12	190.5	3	Race 1
6 Martin EYRE		COOPER BRISTOL F2/T23/25	5	190.1	6	Qualifying
19 Paul GRANT		COOPER BRISTOL MK 2 3/53	5	189.8	6	Qualifying
36 Erik STAES		COOPER BRISTOL MK 7/53	5	189.8	9	Race 1
32 Bernardo HARTOGS		LOTUS 18/21 916	10	189.1	8	Qualifying
8 Anthony DITHERIDGE		COOPER T45	9	188.8	9	Race 1
16 Marc VALVEKENS		ASTON MARTIN DBR4/4	8	187.5	4	Qualifying
72 Tom DE GRES		BRABHAM BT1 4	12	185.2	9	Race 1
21 Ian NUTHALL		ALTA F2	5	184.0	7	Qualifying
51 Andrew SMITH (TIM ROSS)		COOPER T43/51	9	183.7	11	Race 1
33 Christopher PHILLIPS		COOPER BRISTOL MK 2 6/53	5	180.6	7	Qualifying
20 Christian DUMOLIN		MASERATI 250F 2522	6	177.9	8	Qualifying
23 Barry WOOD		COOPER BRISTOL MK 1 6/52	5	176.8	8	Qualifying
75 Niamh WOOD (EDDIE MCGUIRE)		COOPER BRISTOL MK 1 8/52	5	174.8	7	Qualifying
5 Richard PLKINGTON (TANIA PLKINGTON)		TALBOT T 26 SS	2	170.3	6	Qualifying
12 John EMERY		BRABHAM BT4	12	168.5	6	Qualifying
17 Stephan RETTENMAIER		MASERATI 250F	6	163.1	4	Qualifying
40 Stephan JOEBSTL		COOPER T45/51	9	157.2	6	Qualifying
27 Klara RETTENMAIER		MASERATI A6GCM	6	139.7	5	Qualifying
9 Arnold HERREMAN DE MEURISSE		LDS ALFA ROMEO 06	10	133.5	1	Qualifying
30 Julian BRONSON		SCARAB OFFENHAUSER	8	128.4	1	Qualifying






GRAF VON FABER-CASTELL



GRID 7
Historic Grand Prix
Cars Association



Historic Grand Prix Cars Association

SPA SIX HOURS

Race 1

Analysis by lap

Lapped

Nr	Lap Time	Gap	Nr	Lap Time	Gap	Nr	Lap Time	Gap	Nr	Lap Time	Gap	Nr	Lap Time	Gap
40	3:36.022	1 Lap	31	3:03.646	1:57.144									
12	3:33.211	1 Lap	17	3:23.464	1 Lap									
24	3:17.717	2:56.025	75	3:23.856	1 Lap									
Lap 9														
122	2:57.728		20	3:23.983	1 Lap									
19	3:15.435	1 Lap	80	3:10.767	2:01.625									
18	3:09.005	1 Lap	23	3:19.475	1 Lap									
21	3:11.458	1 Lap	5	3:26.047	1 Lap									
33	3:14.093	1 Lap	32	3:08.026	2:16.233									
6	3:12.650	1 Lap	50	3:04.747	3 Laps									
36	3:11.779	1 Lap	8	3:09.971	2:29.728									
25	2:56.738	25.082	27	3:47.255	2 Laps									
3	2:56.696	32.711	Lap 11											
7	2:58.932	33.382	122	2:52.810										
2	3:00.654	1:08.870	72	3:08.559	1 Lap									
132	2:58.805	1:09.338	45	3:08.778	1 Lap									
22	3:01.444	1:10.233	35	3:20.271	2 Laps									
51	3:02.619	1:15.715	25	3:02.224	37.218									
17	3:24.465	1 Lap	19	3:11.442	1 Lap									
75	3:23.756	1 Lap	21	3:10.442	1 Lap									
20	3:21.878	1 Lap	3	3:01.103	45.100									
99	2:59.356	1:32.794	7	3:01.436	45.610									
5	3:27.013	1 Lap	24	3:19.798	1 Lap									
23	3:19.330	1 Lap	18	3:15.975	1 Lap									
120	3:01.732	1:41.374	33	3:19.098	1 Lap									
27	3:53.646	2 Laps	40	3:38.795	2 Laps									
80	3:05.797	1:45.914	36	3:17.131	1 Lap									
31	2:58.848	1:48.554	6	3:18.772	1 Lap									
32	3:05.672	2:03.263	12	3:39.061	2 Laps									
50	3:01.904	3 Laps	132	3:00.558	1:17.038									
8	3:05.946	2:14.813	2	2:58.841	1:19.628									
35	3:22.742	1 Lap	22	2:57.327	1:20.019									
72	3:47.845	2:45.978	51	3:00.995	1:27.929									
45	3:12.133	2:48.588	99	3:06.075	1:47.066									
Lap 10														
122	2:55.056		120	3:03.803	2:00.744									
40	3:35.160	2 Laps	31	3:02.349	2:06.683									
24	3:17.703	1 Lap	80	3:08.964	2:17.779									
12	3:34.277	2 Laps	75	3:21.897	1 Lap									
19	3:12.200	1 Lap	32	3:07.364	2:30.787									
18	3:11.454	1 Lap	50	3:05.214	3 Laps									
21	3:09.869	1 Lap	17	3:25.171	1 Lap									
25	2:57.778	27.804	23	3:20.774	1 Lap									
3	2:59.152	36.807	20	3:26.382	1 Lap									
7	2:58.658	36.984	8	3:08.323	2:45.241									
33	3:18.259	1 Lap	5	3:26.785	1 Lap									
6	3:14.423	1 Lap	27	3:49.676	2 Laps									
36	3:14.811	1 Lap												
132	2:55.008	1:09.290												
2	2:59.783	1:13.597												
22	3:00.325	1:15.502												
51	2:59.085	1:19.744												
99	2:56.063	1:33.801												
120	3:03.433	1:49.751												






GRAF VON FABER-CASTELL



GRID 7
Historic Grand Prix
Cars Association




Historic Grand Prix Cars Association
SPA SIX HOURS
Race 1
Analysis

■ Personal Best ■ Session Best B Crossing the finish line in pit lane

Lap	Time	Sector 1	Sector 2	Sector 3	Kph	Elapsed	Lap	Time	Sector 1	Sector 2	Sector 3	Kph	Elapsed		
2	Roderick JOLLEY						GB	1	3:06.199	53.917	1:25.907	46.375	133.1	3:06.199	
								2	2:59.824	49.703	1:24.879	45.242	140.2	6:06.023	
								3	2:58.057	50.037	1:22.992	45.028	141.6	9:04.080	
								4	2:58.410	49.336	1:24.351	44.723	141.3	12:02.490	
								5	2:59.186	50.185	1:24.372	44.629	140.7	15:01.676	
								6	2:57.107	50.461	1:21.222	45.424	142.4	17:58.783	
								7	3:01.455	51.095	1:25.042	45.318	139.0	21:00.238	
								8	3:01.550	52.039	1:23.981	45.530	138.9	24:01.788	
								9	2:58.932	49.934	1:23.841	45.157	140.9	27:00.720	
								10	2:58.658	49.970	1:22.910	45.778	141.1	29:59.378	
								11	3:01.436	50.478	1:25.207	45.751	139.0	33:00.814	
								8 Anthony DITHERIDGE						GB	
														COOPER T45	
								1	3:25.646	1:03.168	1:32.711	49.767	120.5	3:25.646	
								2	3:12.129	54.879	1:28.221	49.029	131.2	6:37.775	
								3	3:08.736	53.484	1:26.509	48.743	133.6	9:46.511	
								4	3:08.514	54.163	1:26.531	47.820	133.8	12:55.025	
								5	3:11.499	55.752	1:26.976	48.771	131.7	16:06.524	
								6	3:11.708	56.354	1:25.932	49.422	131.5	19:18.232	
								7	3:11.227	56.100	1:25.511	49.616	131.9	22:29.459	
								8	3:06.746	54.915	1:24.784	47.047	135.0	25:36.205	
								9	3:05.946	52.914	1:24.952	48.080	135.6	28:42.151	
								10	3:09.971	53.088	1:26.878	50.005	132.7	31:52.122	
								11	3:08.323	53.047	1:27.028	48.248	133.9	35:00.445	
								12	John EMERY						GB
														BRABHAM BT4	
								1	4:11.579	1:19.640	1:50.492	1:01.447	98.5	4:11.579	
								2	3:50.042	1:03.893	1:47.253	58.896	109.6	8:01.621	
								3	3:39.958	59.074	1:43.780	57.104	114.6	11:41.579	
								4	3:35.917	58.879	1:41.903	55.135	116.8	15:17.496	
								5	3:41.598	1:02.664	1:41.474	57.460	113.8	18:59.094	
								6	3:38.518	1:00.878	1:41.752	55.888	115.4	22:37.612	
								7	3:33.211	59.216	1:38.894	55.101	118.3	26:10.823	
								8	3:34.277	58.694	1:39.247	56.336	117.7	29:45.100	
								9	3:39.061	59.741	1:42.213	57.107	115.1	33:24.161	
								15	Thomas MATZELBERGER						AT
														COOPER T45/51	
								1	3:27.632	1:02.646	1:34.222	50.764	119.3	3:27.632	
								2	3:21.291	57.529	1:33.229	50.533	125.3	6:48.923	
								3	3:17.598	55.195	1:32.637	49.766	127.6	10:06.521	
								4	3:14.117	53.791	1:30.093	50.233	129.9	13:20.638	
								5	3:15.229	55.506	1:29.559	50.164	129.2	16:35.867	
								6	3:15.722	56.827	1:29.296	49.599	128.8	19:51.589	
								17	Stephan RETTENMAIER						DE
														MASERATI 250F	
								1	3:48.777				108.3	3:48.777	
								2	3:34.380				117.6	7:23.157	
								3	3:33.795				117.9	10:56.952	
								4	3:24.827				123.1	14:21.779	
								5	3:25.823				122.5	17:47.602	
								6	3:26.322				122.2	21:13.924	
								7	3:20.325				125.9	24:34.249	
								8	3:24.465				123.3	27:58.714	
5	Richard PILKINGTON (TANIA PILKING)						GB								
														TALBOT T 26 SS	
								1	3:54.156	1:16.863	1:43.490	53.803	105.8	3:54.156	
								2	3:33.353	1:00.765	1:38.840	53.748	118.2	7:27.509	
								3	3:30.597	59.658	1:37.195	53.744	119.7	10:58.106	
								4	3:26.691	59.497	1:34.631	52.563	122.0	14:24.797	
								5	3:25.375	59.597	1:32.699	53.079	122.8	17:50.172	
								6	3:26.065	59.597	1:33.753	52.715	122.4	21:16.237	
								7	3:24.549	59.070	1:32.667	52.812	123.3	24:40.786	
								8	3:27.013	1:00.082	1:34.180	52.751	121.8	28:07.799	
								9	3:26.047	1:00.054	1:33.257	52.736	122.4	31:33.846	
								10	3:26.785	58.999	1:35.039	52.747	121.9	35:00.631	
6	Martin EYRE						GB								
														COOPER BRISTOL F2/T23/25	
								1	3:42.704	1:09.961	1:38.898	53.845	111.2	3:42.704	
								2	3:25.282	59.165	1:34.439	51.678	122.8	7:07.986	
								3	3:20.368	57.897	1:31.707	50.764	125.8	10:28.354	
								4	3:19.274	57.011	1:30.654	51.609	126.5	13:47.628	
								5	3:18.938	57.213	1:31.852	49.873	126.7	17:06.566	
								6	3:15.699	57.890	1:28.359	49.450	128.8	20:22.265	
								7	3:15.316	58.073	1:28.126	49.117	129.1	23:37.581	
								8	3:12.650	56.278	1:26.726	49.646	130.9	26:50.231	
								9	3:14.423	56.746	1:28.182	49.495	129.7	30:04.654	
								10	3:18.772	56.756	1:28.486	53.530	126.8	33:23.426	
7	Joaquin FOLCH-RUSINOL						ES								
														LOTUS 16 365	





Historic Grand Prix Cars Association SPA SIX HOURS

Race 1

Analysis

■ Personal Best ■ Session Best B Crossing the finish line in pit lane

Lap	Time	Sector 1	Sector 2	Sector 3	Kph	Elapsed	Lap	Time	Sector 1	Sector 2	Sector 3	Kph	Elapsed	
132	Chris LOCKE						US							
							LOTUS 32B F2 7							
1	3:17.115	58.912	1:30.233	47.970	125.7	3:17.115								
2	3:07.947	52.639	1:27.761	47.547	134.2	6:25.062								
3	2:59.788	52.051	1:22.947	44.790	140.2	9:24.850								
4	2:58.988	50.649	1:22.700	45.639	140.9	12:23.838								
5	3:03.435	52.058	1:25.050	46.327	137.5	15:27.273								
6	3:06.026	54.179	1:26.456	45.391	135.5	18:33.299								
7	3:01.780	52.186	1:24.384	45.210	138.7	21:35.079								
8	3:02.792	51.384	1:24.097	47.311	137.9	24:37.871								
9	2:58.805	52.376	1:21.927	44.502	141.0	27:36.676								
10	2:55.008	49.480	1:21.133	44.395	144.1	30:31.684								
11	3:00.558	51.997	1:23.243	45.318	139.6	33:32.242								
153	Charles MAEERS						GB							
							COOPER T53							
1	3:07.157	54.927	1:25.352	46.878	132.4	3:07.157								
2	3:03.123	51.540	1:25.600	45.983	137.7	6:10.280								
3	3:01.446	50.765	1:24.428	46.253	139.0	9:11.726								
4	3:03.574	51.080	1:24.936	47.558	137.4	12:15.300								
5	3:03.889	52.185	1:25.191	46.513	137.1	15:19.189								






GRAF VON FABER-CASTELL



GRID 7

Historic Grand Prix Cars Association



Historic Grand Prix Cars Association SPA SIX HOURS Race 2 (30')

Amended

SPA-FRANCORCHAMPS 7.003,9 m.

Starting Grid

Andrew BEAUMONT	49	- 18 -	50	Wulf GOETZE
Thomas MATZELBERGER	15	- 17 -	153	Charles MAEERS
Klara RETTENMAIER	27	- 16 -	53	Philipp BUHOFFER
Stephan JOEBSTL	40	- 15 -	12	John EMERY
Richard PILKINGTON (TANIA PILKINGTON)	5	- 14 -	35	Michel BAUDOIN
Barry WOOD	23	- 13 -	20	Christian DUMOLIN
Niamh WOOD (EDDIE MCGUIRE)	75	- 12 -	17	Stephan RETTENMAIER
Erik STAES	36	- 11 -	6	Martin EYRE
Philippe BONNY	18	- 10 -	33	Christopher PHILLIPS
Ian NUTHALL	21	- 9 -	24	Ingo STROLZ
Thierry De Latre DUBOSQUEAU	45	- 8 -	19	Paul GRANT
Anthony DITHERIDGE	8	- 7 -	72	Tom DE GRES
Guillermo FIERRO	31	- 6 -	80	Nicholas TAYLOR
Mark SHAW	99	- 5 -	120	Alexander MORTON
Steven HART (GERRY HANN)	22	- 4 -	51	Andrew SMITH (TIM ROSS)
Chris LOCKE	132	- 3 -	2	Roderick JOLLEY
Barry CANNELL	3	- 2 -	7	Joaquin FOLCH-RUSINOL
Peter HORSMAN	122	- 1 -	25	Andy MIDDLEHURST (JOHN BOWERS)


Pole

Stewards

Timekeeper:

Alberto Estébanez





Historic Grand Prix Cars Association

SPA SIX HOURS

Race 2 (30')

Final Classification

Drivers	Nat	Team	Vehicle	Class	Laps	Total Time	Gap	Kph	Best Lap	
									Lap	Time Kph
1 2 Roderick JOLLEY	GB		LISTER JAGUAR	8	9	33:24.609	-	113.0	8	3:40.776 114.2
2 25 Andy MIDDLEHURST (JOHN BOWERS)	GB		LOTUS 25 R4	11	9	33:38.468	+13.859	112.2	2	3:40.370 114.4
3 31 Guillermo FIERRO	ES		MASERATI 250F 2523	6	9	33:43.207	+18.598	111.9	2	3:40.933 114.1
4 22 Steven HART (GERRY HANN)	GB		MASERATI 250F CM7	6	9	33:44.118	+19.509	111.9	4	3:41.485 113.8
5 122 Peter HORSMAN	GB		LOTUS 18/21	12	9	33:57.291	+32.682	111.2	5	3:42.186 113.5
6 7 Joaquin FOLCH-RUSINOL	ES		LOTUS 16 365	7a	9	34:09.494	+44.885	110.5	2	3:41.768 113.7
7 51 Andrew SMITH (TIM ROSS)	GB		COOPER T43/51	9	9	34:11.775	+47.166	110.4	3	3:44.714 112.2
8 99 Mark SHAW	GB		LOTUS 21	10	9	34:26.096	+1:01.487	109.6	4	3:46.916 111.1
9 120 Alexander MORTON	GB		LOTUS 21 939/952	10	9	34:26.268	+1:01.659	109.6	4	3:45.445 111.8
10 80 Nicholas TAYLOR	GB		LOTUS 18 914	10	9	35:06.966	+1:42.357	107.5	2	3:47.119 111.0
11 21 Ian NUTHALL	GB		ALTA F2	5	9	35:45.922	+2:21.313	105.5	4	3:54.982 107.3
12 132 Chris LOCKE	US		LOTUS 32B F2 7	12	9	35:50.729	+2:26.120	105.3	3	3:54.387 107.6
13 36 Erik STAES	BE		COOPER BRISTOL MK 7/53	5	9	36:48.304	+3:23.695	102.6	7	3:58.763 105.6
14 33 Christopher PHILLIPS	GB		COOPER BRISTOL MK 2 6/53	5	9	36:49.351	+3:24.742	102.5	7	3:59.882 105.1
15 6 Martin EYRE	GB		COOPER BRISTOL F2/123/25	5	9	36:55.889	+3:31.280	102.2	4	3:59.689 105.2
16 18 Philippe BONNY	FR		BRABHAM BT2	10	9	36:59.537	+3:34.928	102.0	2	3:59.289 105.4
17 5 Richard PILKINGTON (TANIA PILKINGTON)	GB		TALBOT T 26 SS	2	9	37:39.070	+4:14.461	100.3	5	4:05.779 102.6
18 15 Thomas MATZELBERGER	AT		COOPER T45/51	7b	9	38:20.930	+4:56.321	98.4	2	4:05.499 102.7
19 19 Paul GRANT	BE		COOPER BRISTOL MK 2 3/53	5	8	31:53.528	1 Lap	105.2	4	3:52.061 108.7
20 49 Andrew BEAUMONT	GB		LOTUS 18 915	12	8	33:19.942	1 Lap	100.6	2	4:03.632 103.5
21 23 Barry WOOD	GB		COOPER BRISTOL MK 1 6/52	5	8	33:27.042	1 Lap	100.3	6	4:05.247 102.8
22 75 Niamh WOOD (EDDIE MCGUIRE)	GB		COOPER BRISTOL MK 1 8/52	5	8	33:37.391	1 Lap	99.8	2	4:05.442 102.7
23 35 Michel BAUDOIN	FR		COOPER T45	9	8	35:42.397	1 Lap	93.9	3	4:19.978 97.0
24 72 Tom DE GRES	BE		BRABHAM BT14	12	8	36:27.327	1 Lap	92.0	2	4:16.692 98.2
25 17 Stephan RETTENMAIER	DE		MASERATI 250F	6	8	37:06.214	1 Lap	90.4	2	4:23.523 95.7
26 27 Klara RETTENMAIER	DE		MASERATI A6GCM	6	8	38:08.672	1 Lap	87.9	2	4:23.020 95.9
27 3 Barry CANNELL	GB		BRABHAM BT11A	12	7	27:23.676	2 Laps	107.1	2	3:50.130 109.6
28 24 Ingo STROLZ	AT		COOPER T51	7b	7	29:57.976	2 Laps	97.9	2	4:10.096 100.8
29 153 Charles MAEERS	GB		COOPER T53	12	4	17:41.646	5 Laps	94.6	4	3:53.629 107.9
30 40 Stephan JOEBSTL	AT		COOPER T45/51	9	4	18:00.653	5 Laps	92.9	3	4:22.343 96.1

Not started

8 Anthony DITHERIDGE	GB		COOPER T45	9						
45 Thierry De Latre DUBOSQUEAU	BE		COOPER T45	7c						
20 Christian DUMOLIN	BE		MASERATI 250F 2522	6						
12 John EMERY	GB		BRABHAM BT4	12						
53 Philipp BUHOFER	CH		LOTUS 44 F23	10						
50 Wulf GOETZE	DE		COOPER T53	12						

Pole Position

P. HORSMAN

Fastest Lap

Lap 2

Andy MIDDLEHURST (JOHN BOWERS)

3:40.370

114.4 Kph

Published at:

Track Status: **WET**

Stewards	Timekeeper: Alberto Estébanez
-----------------	---

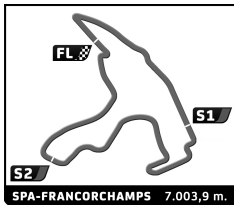




GRAF VON FABER-CASTELL



GRID 7
Historic Grand Prix
Cars Association



Historic Grand Prix Cars Association

SPA SIX HOURS

Race 2

Final Classification by Class

Nr. Driver	Nat	Team	Car	Laps	Total Time	Gap	Kph	Best Lap	
								Lap	Time Kph
10									
1	99	Mark SHAW	GB	LOTUS 21	9	34:26.096	109.6	4	3:46.916 111.1
2	120	Alexander MORTON	GB	LOTUS 21 939/952	9	34:26.268	+0.172 109.6	4	3:45.445 111.8
3	80	Nicholas TAYLOR	GB	LOTUS 18 914	9	35:06.966	+40.870 107.5	2	3:47.119 111.0
4	18	Philippe BONNY	FR	BRABHAM BT2	9	36:59.537	+2'33.441 102.0	2	3:59.289 105.4
Not started									
53		Philipp BUHOFFER	CH	LOTUS 44 F23					
11									
1	25	Andy MIDDLEHURST (JOHN BOWERS)	GB	LOTUS 25 R4	9	33:38.468	112.2	2	3:40.370 114.4
12									
1	122	Peter HORSMAN	GB	LOTUS 18/21	9	33:57.291	111.2	5	3:42.186 113.5
2	132	Chris LOCKE	US	LOTUS 32B F2 7	9	35:50.729	+1'53.438 105.3	3	3:54.387 107.6
3	49	Andrew BEAUMONT	GB	LOTUS 18 915	8	33:19.942	1 Laps 100.6	2	4:03.632 103.5
4	72	Tom DE GRES	BE	BRABHAM BT14	8	36:27.327	1 Laps 92.0	2	4:16.692 98.2
5	3	Barry CANNELL	GB	BRABHAM BT11A	7	27:23.676	2 Laps 107.1	2	3:50.130 109.6
6	153	Charles MAEERS	GB	COOPER T53	4	17:41.646	5 Laps 94.6	4	3:53.629 107.9
Not started									
12		John EMERY	GB	BRABHAM BT4					
50		Wulf GOETZE	DE	COOPER T53					
2									
1	5	Richard PILKINGTON (TANIA PILKINGTON)	GB	TALBOT T 26 SS	9	37:39.070	100.3	5	4:05.779 102.6
5									
1	21	Ian NUTHALL	GB	ALTA F2	9	35:45.922	105.5	4	3:54.982 107.3
3	36	Erik STAES	BE	COOPER BRISTOL MK 7/53	9	36:48.304	+1'02.382 102.6	7	3:58.763 105.6
3	33	Christopher PHILLIPS	GB	COOPER BRISTOL MK 2 6/53	9	36:49.351	+1'03.429 102.5	7	3:59.882 105.1
4	6	Martin EYRE	GB	COOPER BRISTOL F2/T23/25	9	36:55.889	+1'09.967 102.2	4	3:59.689 105.2
5	19	Paul GRANT	BE	COOPER BRISTOL MK 2 3/53	8	31:53.528	1 Laps 105.2	4	3:52.061 108.7
6	23	Barry WOOD	GB	COOPER BRISTOL MK 1 6/52	8	33:27.042	1 Laps 100.3	6	4:05.247 102.8
7	75	Niamh WOOD (EDDIE MCGUIRE)	GB	COOPER BRISTOL MK 1 8/52	8	33:37.391	1 Laps 99.8	2	4:05.442 102.7
6									
1	31	Guillermo FIERRO	ES	MASERATI 250F 2523	9	33:43.207	111.9	2	3:40.933 114.1
2	22	Steven HART (GERRY HANN)	GB	MASERATI 250F CM7	9	33:44.118	+0.911 111.9	4	3:41.485 113.8
3	17	Stephan RETTENMAIER	DE	MASERATI 250F	8	37:06.214	1 Laps 90.4	2	4:23.523 95.7
4	27	Klara RETTENMAIER	DE	MASERATI A6GCM	8	38:08.672	1 Laps 87.9	2	4:23.020 95.9
Not started									
20		Christian DUMOLIN	BE	MASERATI 250F 2522					
7a									
1	7	Joaquin FOLCH-RUSINOL	ES	LOTUS 16 365	9	34:09.494	110.5	2	3:41.768 113.7
7b									
1	15	Thomas MATZELBERGER	AT	COOPER T45/51	9	38:20.930	98.4	2	4:05.499 102.7
2	24	Ingo STROLZ	AT	COOPER T51	7	29:57.976	2 Laps 97.9	2	4:10.096 100.8
7c									
Not started									
45		Thierry De Latre DUBOSQUEAU	BE	COOPER T45					
8									
1	2	Roderick JOLLEY	GB	LISTER JAGUAR	9	33:24.609	113.0	8	3:40.776 114.2
9									
1	51	Andrew SMITH (TIM ROSS)	GB	COOPER T43/51	9	34:11.775	110.4	3	3:44.714 112.2
2	35	Michel BAUDOIN	FR	COOPER T45	8	35:42.397	1 Laps 93.9	3	4:19.978 97.0
3	40	Stephan JOEBSTL	AT	COOPER T45/51	4	18:00.653	5 Laps 92.9	3	4:22.343 96.1
Not started									
8		Anthony DITHERIDGE	GB	COOPER T45					

Published at:


Track Status: **WET**

Stewards

Timekeeper:

Alberto Estébanez





Historic Grand Prix Cars Association
SPA SIX HOURS
Race 2

Final Classification by Class


Nr.	Driver	Nat	Team	Car	Laps	Total Time	Gap	Kph	Best Lap		
									Lap	Time	Kph
1											
1	2 Roderick JOLLEY	GB		LISTER JAGUAR	9	33:24.609		113.0	8	3:40.776	114.2
2	31 Guillermo FIERRO	ES		MASERATI 250F 2523	9	33:43.207	+18.598	111.9	2	3:40.933	114.1
3	22 Steven HART (GERRY HANN)	GB		MASERATI 250F CM7	9	33:44.118	+19.509	111.9	4	3:41.485	113.8
4	7 Joaquin FOLCH-RUSINOL	ES		LOTUS 16 365	9	34:09.494	+44.885	110.5	2	3:41.768	113.7
5	21 Ian NUTHALL	GB		ALTA F2	9	35:45.922	+2'21.313	105.5	4	3:54.982	107.3
6	36 Erik STAES	BE		COOPER BRISTOL MK 7/53	9	36:48.304	+3'23.695	102.6	7	3:58.763	105.6
7	33 Christopher PHILLIPS	GB		COOPER BRISTOL MK 2 6/53	9	36:49.351	+3'24.742	102.5	7	3:59.882	105.1
8	6 Martin EYRE	GB		COOPER BRISTOL F2/T23/25	9	36:55.889	+3'31.280	102.2	4	3:59.689	105.2
9	5 Richard PILKINGTON (TANIA PILKINGTON)	GB		TALBOT T 26 SS	9	37:39.070	+4'14.461	100.3	5	4:05.779	102.6
10	19 Paul GRANT	BE		COOPER BRISTOL MK 2 3/53	8	31:53.528		105.2	4	3:52.061	108.7
11	23 Barry WOOD	GB		COOPER BRISTOL MK 1 6/52	8	33:27.042	1 Laps	100.3	6	4:05.247	102.8
12	75 Niamh WOOD (EDDIE MCGUIRE)	GB		COOPER BRISTOL MK 1 8/52	8	33:37.391	1 Laps	99.8	2	4:05.442	102.7
13	17 Stephan RETTENMAIER	DE		MASERATI 250F	8	37:06.214	1 Laps	90.4	2	4:23.523	95.7
14	27 Klara RETTENMAIER	DE		MASERATI A6GCM	8	38:08.672	1 Laps	87.9	2	4:23.020	95.9
Not started											
20	Christian DUMOLIN	BE		MASERATI 250F 2522							
2											
1	25 Andy MIDDLEHURST (JOHN BOWERS)	GB		LOTUS 25 R4	9	33:38.468		112.2	2	3:40.370	114.4
2	122 Peter HORSMAN	GB		LOTUS 18/21	9	33:57.291	+18.823	111.2	5	3:42.186	113.5
3	51 Andrew SMITH (TIM ROSS)	GB		COOPER T43/51	9	34:11.775	+33.307	110.4	3	3:44.714	112.2
4	99 Mark SHAW	GB		LOTUS 21	9	34:26.096	+47.628	109.6	4	3:46.916	111.1
5	120 Alexander MORTON	GB		LOTUS 21 939/952	9	34:26.268	+47.800	109.6	4	3:45.445	111.8
6	80 Nicholas TAYLOR	GB		LOTUS 18 914	9	35:06.966	+1'28.498	107.5	2	3:47.119	111.0
7	132 Chris LOCKE	US		LOTUS 32B F2 7	9	35:50.729	+2'12.261	105.3	3	3:54.387	107.6
8	18 Philippe BONNY	FR		BRABHAM BT2	9	36:59.537	+3'21.069	102.0	2	3:59.289	105.4
9	15 Thomas MATZELBERGER	AT		COOPER T45/51	9	38:20.930	+4'42.462	98.4	2	4:05.499	102.7
10	49 Andrew BEAUMONT	GB		LOTUS 18 915	8	33:19.942	1 Laps	100.6	2	4:03.632	103.5
11	35 Michel BAUDOIN	FR		COOPER T45	8	35:42.397	1 Laps	93.9	3	4:19.978	97.0
12	72 Tom DE GRES	BE		BRABHAM BT14	8	36:27.327	1 Laps	92.0	2	4:16.692	98.2
13	3 Barry CANNELL	GB		BRABHAM BT11A	7	27:23.676	2 Laps	107.1	2	3:50.130	109.6
14	24 Ingo STROLZ	AT		COOPER T51	7	29:57.976	2 Laps	97.9	2	4:10.096	100.8
15	153 Charles MAEERS	GB		COOPER T53	4	17:41.646	5 Laps	94.6	4	3:53.629	107.9
16	40 Stephan JOEBSTL	AT		COOPER T45/51	4	18:00.653	5 Laps	92.9	3	4:22.343	96.1
Not started											
8	Anthony DITHERIDGE	GB		COOPER T45							
45	Thierry De Latre DUBOSQUEAU	BE		COOPER T45							
12	John EMERY	GB		BRABHAM BT4							
53	Philipp BUHOFER	CH		LOTUS 44 F23							
50	Wulf GOETZE	DE		COOPER T53							

Published at:

Track Status: **WET**

Stewards	Timekeeper: Alberto Estébanez
-----------------	---





Historic Grand Prix Cars Association

SPA SIX HOURS

Race 2


Lap Chart

		LAP									
Nr	Pos	Grid	1	2	3	4	5	6	7	8	9
122	1	122	25	25	25	25	25	25	25	2	2
25	2	25	7	7	7	2	2	2	2	25	25
3	3	3	122	2	2	7	7	31	31	31	31
7	4	7	2	122	122	22	31	22	22	22	22
132	5	132	22	22	22	31	22	7	122	122	122
2	6	2	51	31	31	51	122	122	7	7	7
22	7	22	3	51	51	122	51	51	51	51	51
51	8	51	31	80	99	99	99	120	99	120	99
99	9	99	80	3	3	120	120	99	120	99	120
120	10	120	99	99	120	80	80	80	80	80	80
31	11	31	120	120	80	3	3	3	19	21	21
80	12	80	21	19	19	19	19	19	3	132	132
8	13	8	19	21	21	21	21	21	21	19	36
72	14	72	132	132	132	132	132	132	132	18	33
45	15	45	153	18	18	18	18	18	18	36	6
19	16	19	18	153	49	6	6	6	36	6	18
21	17	21	24	24	36	36	36	36	6	33	5
24	18	24	36	49	6	49	33	33	33	49	15
18	19	18	49	36	24	33	49	49	49	5	
33	20	33	6	6	33	5	5	5	5	15	
36	21	36	23	23	15	15	15	15	15	23	
6	22	6	72	15	5	75	75	23	23	75	
75	23	75	5	5	23	23	23	75	75	35	
17	24	17	15	75	75	24	24	24	24	72	
23	25	23	75	33	35	35	35	35	35	17	
20	26	20	33	72	40	153	17	72	72	27	
5	27	5	40	35	17	40	72	17	17		
35	28	35	35	40	27	17	27	27	27		
40	29	40	17	17	153	72					
12	30	12	27	27	72	27					
27	31	27									
53	32	53									
15	33	15									
153	34	153									
49	35	49									
50	36	50									





GRAF VON FABER-CASTELL



Historic Grand Prix Cars Association

SPA SIX HOURS

Race 2

Best Sector Times

SECTOR 1			SECTOR 2			SECTOR 3					
Pos	Driver	Time	Driver	Time	Driver	Time	Pos	Driver	Ideal Lap	Best Lap	
1	22 S.HART (GERRY HANN)	58.527	25 A.MIDDLEHURST (JOHN BOWERS)	1:44.650	25 A.MIDDLEHURST (JOHN BOWERS)	55.938	1	25 A.MIDDLEHURST (JOHN BOWERS)	3:39.236	3:40.370	(1)
2	31 G.FIERRO	58.618	122 P.HORSMAN	1:44.741	2 R.JOLLEY	56.082	2	31 G.FIERRO	3:39.995	3:40.933	(3)
3	25 A.MIDDLEHURST (JOHN BOWERS)	58.648	7 J.FOLCH-RUSINOL	1:45.232	31 G.FIERRO	56.141	3	2 R.JOLLEY	3:40.346	3:40.776	(2)
4	2 R.JOLLEY	58.721	31 G.FIERRO	1:45.236	22 S.HART (GERRY HANN)	56.281	4	7 J.FOLCH-RUSINOL	3:40.874	3:41.768	(5)
5	122 P.HORSMAN	58.999	2 R.JOLLEY	1:45.543	7 J.FOLCH-RUSINOL	56.537	5	22 S.HART (GERRY HANN)	3:40.959	3:41.485	(4)
6	7 J.FOLCH-RUSINOL	59.105	22 S.HART (GERRY HANN)	1:46.151	51 A.SMITH (TIM ROSS)	57.499	6	122 P.HORSMAN	3:41.274	3:42.186	(6)
7	51 A.SMITH (TIM ROSS)	1:00.214	51 A.SMITH (TIM ROSS)	1:46.233	122 P.HORSMAN	57.534	7	51 A.SMITH (TIM ROSS)	3:43.946	3:44.714	(7)
8	120 A.MORTON	1:00.713	120 A.MORTON	1:46.454	120 A.MORTON	58.165	8	120 A.MORTON	3:45.332	3:45.445	(8)
9	80 N.TAYLOR	1:00.785	99 M.SHAW	1:46.574	80 N.TAYLOR	58.244	9	80 N.TAYLOR	3:46.086	3:47.119	(10)
10	99 M.SHAW	1:01.048	3 B.CANNELL	1:46.745	99 M.SHAW	58.685	10	99 M.SHAW	3:46.307	3:46.916	(9)
11	3 B.CANNELL	1:01.461	80 N.TAYLOR	1:47.057	19 P.GRANT	58.824	11	3 B.CANNELL	3:48.329	3:50.130	(11)
12	153 C.MAEERS	1:01.807	153 C.MAEERS	1:47.581	153 C.MAEERS	59.154	12	153 C.MAEERS	3:48.542	3:53.629	(13)
13	19 P.GRANT	1:03.330	21 I.NUTHALL	1:47.832	3 B.CANNELL	1:00.123	13	19 P.GRANT	3:49.993	3:52.061	(12)
14	132 C.LOCKE	1:03.807	19 P.GRANT	1:47.839	21 I.NUTHALL	1:00.435	14	21 I.NUTHALL	3:52.127	3:54.982	(15)
15	21 I.NUTHALL	1:03.860	132 C.LOCKE	1:48.239	132 C.LOCKE	1:00.446	15	132 C.LOCKE	3:52.492	3:54.387	(14)
16	36 E.STAES	1:04.664	36 E.STAES	1:51.235	18 P.BONNY	1:01.189	16	36 E.STAES	3:57.429	3:58.763	(16)
17	49 A.BEAUMONT	1:04.717	33 C.PHILLIPS	1:51.626	6 M.EYRE	1:01.210	17	6 M.EYRE	3:58.125	3:59.689	(18)
18	33 C.PHILLIPS	1:04.878	6 M.EYRE	1:51.841	36 E.STAES	1:01.530	18	33 C.PHILLIPS	3:58.242	3:59.882	(19)
19	6 M.EYRE	1:05.074	18 P.BONNY	1:52.409	33 C.PHILLIPS	1:01.738	19	18 P.BONNY	3:59.095	3:59.289	(17)
20	18 P.BONNY	1:05.497	23 B.WOOD	1:52.921	75 N.WOOD (EDDIE MCGUIRE)	1:02.055	20	49 A.BEAUMONT	4:02.234	4:03.632	(20)
21	75 N.WOOD (EDDIE MCGUIRE)	1:05.890	15 T.MATZELBERGER	1:53.181	5 R.PILKINGTON (TANIA PILKINGTON)	1:02.338	21	15 T.MATZELBERGER	4:02.840	4:05.499	(23)
22	23 B.WOOD	1:06.507	49 A.BEAUMONT	1:54.049	15 T.MATZELBERGER	1:02.501	22	23 B.WOOD	4:03.158	4:05.247	(21)
23	15 T.MATZELBERGER	1:07.158	5 R.PILKINGTON (TANIA PILKINGTON)	1:54.502	49 A.BEAUMONT	1:03.468	23	75 N.WOOD (EDDIE MCGUIRE)	4:03.482	4:05.442	(22)
24	5 R.PILKINGTON (TANIA PILKINGTON)	1:07.436	24 I.STROLZ	1:55.424	23 B.WOOD	1:03.730	24	5 R.PILKINGTON (TANIA PILKINGTON)	4:04.276	4:05.779	(24)
25	24 I.STROLZ	1:07.956	75 N.WOOD (EDDIE MCGUIRE)	1:55.537	24 I.STROLZ	1:04.632	25	24 I.STROLZ	4:08.012	4:10.096	(25)
26	35 M.BAUDOIN	1:09.653	72 T.DE GRES	1:58.948	72 T.DE GRES	1:06.134	26	72 T.DE GRES	4:15.917	4:16.692	(26)
27	72 T.DE GRES	1:10.835	40 S.JOEBSTL	1:59.276	17 S.RETTENMAIER	1:07.692	27	35 M.BAUDOIN	4:17.919	4:19.978	(27)
28	17 S.RETTENMAIER	1:12.465	35 M.BAUDOIN	2:00.279	35 M.BAUDOIN	1:07.987	28	40 S.JOEBSTL	4:20.046	4:22.343	(28)
29	40 S.JOEBSTL	1:12.558	27 K.RETTENMAIER	2:01.296	27 K.RETTENMAIER	1:07.999	29	27 K.RETTENMAIER	4:23.020	4:23.020	(29)
30	27 K.RETTENMAIER	1:13.725	17 S.RETTENMAIER	2:03.366	40 S.JOEBSTL	1:08.212	30	17 S.RETTENMAIER	4:23.523	4:23.523	(30)






GRAF VON FABER-CASTELL



GRID 7
Historic Grand Prix
Cars Association



Historic Grand Prix Cars Association SPA SIX HOURS After Race 2

Event maximum speed

Driver	Team	Car	Class	Top Speed	Lap	Session
91 Christopher DRAKE		COOPER T71/73	10	216.9	5	Qualifying
25 Andy MIDDLEHURST (JOHN BOWERS)		LOTUS 25 R4	11	216.0	8	Qualifying
122 Peter HORSMAN		LOTUS 18/21	12	214.3	9	Qualifying
7 Joaquin FOLCH-RUSINOL		LOTUS 16 365	7a	214.3	7	Qualifying
3 Barry CANNELL		BRABHAM BT1 1A	12	210.1	7	Qualifying
50 Wulf GOETZE		COOPER T53	12	208.1	7	Qualifying
2 Roderick JOLLEY		LISTER JAGUAR	8	207.7	7	Qualifying
18 Philippe BONNY		BRABHAM BT2	10	204.2	8	Qualifying
49 Andrew BEAUMONT		LOTUS 18 915	12	204.2	9	Qualifying
132 Chris LOCKE		LOTUS 32B F2 7	12	203.4	9	Qualifying
80 Nicholas TAYLOR		LOTUS 18 914	10	203.4	8	Qualifying
99 Mark SHAW		LOTUS 21	10	203.4	6	Qualifying
35 Michel BAUDOIN		COOPER T45	9	201.9	6	Qualifying
53 Philipp BUHOFFER		LOTUS 44 F23	10	200.7	7	Qualifying
10 William NUTHALL (GIORGIO MARCHI)		COOPER T53	7b	196.4	3	Qualifying
24 Ingo STROLZ		COOPER T51	7b	196.4	7	Qualifying
22 Steven HART (GERRY HANN)		MASERATI 250F CM7	6	196.0	4	Qualifying
31 Guillermo FIERRO		MASERATI 250F 2523	6	196.0	4	Qualifying
4 Gregory THORNTON		LDS 03	10	195.7	8	Qualifying
120 Alexander MORTON		LOTUS 21 939/952	10	194.9	9	Qualifying
45 Thierry De Latre DUBOSQUEAU		COOPER T45	7c	193.5	4	Qualifying
15 Thomas MATZELBERGER		COOPER T45/51	7b	191.8	8	Qualifying
153 Charles MAEERS		COOPER T53	12	190.5	3	Race 1
6 Martin EYRE		COOPER BRISTOL F2/T23/25	5	190.1	6	Qualifying
19 Paul GRANT		COOPER BRISTOL MK 2 3/53	5	189.8	6	Qualifying
36 Erik STAES		COOPER BRISTOL MK 7/53	5	189.8	9	Race 1
32 Bernardo HARTOGS		LOTUS 18/21 916	10	189.1	8	Qualifying
8 Anthony DITHERIDGE		COOPER T45	9	188.8	9	Race 1
16 Marc VALVEKENS		ASTON MARTIN DBR4/4	8	187.5	4	Qualifying
72 Tom DE GRES		BRABHAM BT14	12	185.2	9	Race 1
21 Ian NUTHALL		ALTA F2	5	184.0	7	Qualifying
51 Andrew SMITH (TIM ROSS)		COOPER T43/51	9	183.7	11	Race 1
33 Christopher PHILLIPS		COOPER BRISTOL MK 2 6/53	5	180.6	7	Qualifying
20 Christian DUMOLIN		MASERATI 250F 2522	6	177.9	8	Qualifying
23 Barry WOOD		COOPER BRISTOL MK 1 6/52	5	176.8	8	Qualifying
75 Niamh WOOD (EDDIE MCGUIRE)		COOPER BRISTOL MK 1 8/52	5	174.8	7	Qualifying
5 Richard PLKINGTON (TANIA PLKINGTON)		TALBOT T 26 SS	2	170.3	6	Qualifying
12 John EMERY		BRABHAM BT4	12	168.5	6	Qualifying
17 Stephan RETTENMAIER		MASERATI 250F	6	163.1	4	Qualifying
40 Stephan JOEBSTL		COOPER T45/51	9	157.2	6	Qualifying
27 Klara RETTENMAIER		MASERATI A6GCM	6	139.7	5	Qualifying
9 Arnold HERREMAN DE MEURISSE		LDS ALFA ROMEO 06	10	133.5	1	Qualifying
30 Julian BRONSON		SCARAB OFFENHAUSER	8	128.4	1	Qualifying






GRAF VON FABER-CASTELL



GRID 7
Historic Grand Prix
Cars Association



Historic Grand Prix Cars Association SPA SIX HOURS Race 2

Analysis

■ Personal Best ■ Session Best B Crossing the finish line in pit lane

Lap	Time	Sector 1	Sector 2	Sector 3	Kph	Elapsed	Lap	Time	Sector 1	Sector 2	Sector 3	Kph	Elapsed
2	Roderick JOLLEY GB												
LISTER JAGUAR													
1	3:43.424	1:00.402	1:46.313	56.709	110.9	3:43.424	9	3:58.123	1:02.793	1:52.778	1:02.552	105.9	34:09.494
2	3:43.391	59.065	1:47.202	57.124	112.9	7:26.815	15 Thomas MATZELBERGER AT						
3	3:41.168	59.024	1:45.606	56.538	114.0	11:07.983	COOPER T45/51						
4	3:41.071	59.330	1:45.659	56.082	114.1	14:49.054	1	4:26.380	1:23.564	1:55.857	1:06.959	93.0	4:26.380
5	3:41.628	59.273	1:46.043	56.312	113.8	18:30.682	2	4:05.499	1:08.813	1:53.181	1:03.505	102.7	8:31.879
6	3:43.728	59.809	1:46.607	57.312	112.7	22:14.410	3	4:09.000	1:08.059	1:54.476	1:06.465	101.3	12:40.879
7	3:43.717	1:01.152	1:45.982	56.583	112.7	25:58.127	4	4:08.577	1:07.158	1:56.986	1:04.433	101.4	16:49.456
8	3:40.776	58.721	1:45.543	56.512	114.2	29:38.903	5	4:07.394	1:08.341	1:55.735	1:03.318	101.9	20:56.850
9	3:45.706	59.324	1:47.821	58.561	111.7	33:24.609	6	4:07.014	1:08.359	1:56.154	1:02.501	102.1	25:03.864
3	Barry CANNELL GB												
BRABHAM BT11A													
1	3:48.862	1:01.994	1:46.745	1:00.123	108.3	3:48.862	17 Stephan RETTENMAIER DE						
2	3:50.130	1:01.461	1:47.507	1:01.162	109.6	7:38.992	MASERATI 250F						
3	3:51.265	1:02.945	1:47.798	1:00.522	109.0	11:30.257	1	4:40.764	1:25.230	2:06.822	1:08.712	88.2	4:40.764
4	3:51.968	1:03.290	1:48.138	1:00.540	108.7	15:22.225	2	4:23.523	1:12.465	2:03.366	1:07.692	95.7	9:04.287
5	3:57.029	1:03.940	1:50.098	1:02.991	106.4	19:19.254	3	4:29.104	1:14.466	2:05.080	1:09.558	93.7	13:33.391
6	4:00.517	1:06.384	1:51.629	1:02.504	104.8	23:19.771	4	4:33.675	1:14.642	2:08.134	1:10.899	92.1	18:07.066
7	4:03.905	1:06.397	1:53.791	1:03.717	103.4	27:23.676	5	4:35.518	1:15.748	2:09.764	1:10.006	91.5	22:42.584
5	Richard PILKINGTON (TANIA PILKING) GB												
TALBOT T 26 SS													
1	4:26.185	1:21.168	1:57.482	1:07.535	93.1	4:26.185	18 Philippe BONNY FR						
2	4:07.302	1:10.078	1:54.502	1:02.722	102.0	8:33.487	BRABHAM BT2						
3	4:07.996	1:08.411	1:55.531	1:04.054	101.7	12:41.483	1	4:07.038	1:10.115	1:52.747	1:04.176	100.3	4:07.038
4	4:06.994	1:07.436	1:57.220	1:02.338	102.1	16:48.477	2	3:59.289	1:05.497	1:52.409	1:01.383	105.4	8:06.327
5	4:05.779	1:07.770	1:55.575	1:02.434	102.6	20:54.256	3	4:06.465	1:07.528	1:55.244	1:03.693	102.3	12:12.792
6	4:08.214	1:08.479	1:56.857	1:02.878	101.6	25:02.470	4	4:00.995	1:07.334	1:52.472	1:01.189	104.6	16:13.787
7	4:08.735	1:08.861	1:56.731	1:03.143	101.4	29:11.205	5	4:04.340	1:06.404	1:53.822	1:04.114	103.2	20:18.127
8	4:10.138	1:08.855	1:57.459	1:03.824	100.8	33:21.343	6	4:06.311	1:08.253	1:54.138	1:03.920	102.4	24:24.438
9	4:17.727	1:11.463	2:01.170	1:05.094	97.8	37:39.070	7	4:04.907	1:07.161	1:54.629	1:03.117	103.0	28:29.345
6	Martin EYRE GB												
COOPER BRISTOL F2/T23/25													
1	4:22.169	1:17.631	1:59.697	1:04.841	94.5	4:22.169	19 Paul GRANT BE						
2	4:03.549	1:06.294	1:53.811	1:03.444	103.5	8:25.718	COOPER BRISTOL MK 2 3/53						
3	4:09.955	1:07.727	1:57.236	1:04.992	100.9	12:35.673	1	3:57.284	1:08.926	1:47.839	1:00.519	104.4	3:57.284
4	3:59.689	1:05.181	1:53.298	1:01.210	105.2	16:35.362	2	3:53.426	1:04.209	1:50.393	58.824	108.0	7:50.710
5	4:00.720	1:06.776	1:51.841	1:02.103	104.7	20:36.082	3	3:53.492	1:03.942	1:49.683	59.867	108.0	11:44.202
6	4:02.705	1:05.279	1:54.772	1:02.654	103.9	24:38.787	4	3:52.061	1:03.404	1:49.820	58.837	108.7	15:36.263
7	4:01.204	1:05.243	1:53.665	1:02.296	104.5	28:39.991	5	3:54.362	1:03.330	1:50.258	1:00.774	107.6	19:30.625
8	4:03.109	1:05.074	1:55.590	1:02.445	103.7	32:43.100	6	3:56.338	1:04.121	1:52.087	1:00.130	106.7	23:26.963
9	4:12.789	1:08.492	1:58.441	1:05.856	99.7	36:55.889	7	3:55.224	1:04.858	1:50.435	59.931	107.2	27:22.187
7	Joaquin FOLCH-RUSINOL ES												
LOTUS 16 365													
1	3:41.896	59.739	1:45.620	56.537	111.7	3:41.896	21 Ian NUTHALL GB						
2	3:41.768	59.105	1:45.539	57.124	113.7	7:23.664	ALTA F2						
3	3:42.992	1:00.769	1:45.232	56.991	113.1	11:06.656	1	3:56.985	1:08.627	1:47.832	1:00.526	104.5	3:56.985
4	3:44.260	1:00.105	1:47.251	56.904	112.4	14:50.916	2	3:56.100	1:05.016	1:50.649	1:00.435	106.8	7:53.085
5	3:43.395	1:00.415	1:45.765	57.215	112.9	18:34.311	3	3:55.560	1:04.477	1:49.911	1:01.172	107.0	11:48.645
6	3:59.718	59.408	2:02.779	57.531	105.2	22:34.029	4	3:54.982	1:03.860	1:49.956	1:01.166	107.3	15:43.627
7	3:48.013	1:00.898	1:48.467	58.648	110.6	26:22.042	5	3:58.397	1:05.164	1:51.276	1:01.957	105.8	19:42.024
8	3:49.329	1:00.781	1:49.126	59.422	109.9	30:11.371	6	3:59.327	1:04.793	1:52.135	1:02.399	105.4	23:41.351
							7	3:58.615	1:04.367	1:52.663	1:01.585	105.7	27:39.966



