

Historic Grand Prix 2022

Historic Grand Prix Cars Association
Final result Qualification

15 - 17 July 2022


Pos	Nbr	Name / Team name	Car	Cls	PlC	Fastest	In	Gap	Diff	Laps	Km/h
1	10	Will Nuthall Team Will Nuthall	Cooper T53	7b	1	1:52.559	12			12	136.22
2	63	Michel Kuiper Branham	Brabham Bt-4	12	1	1:54.014	3	1.455	1.455	10	134.48
3	49	Andrew Beaumont Classic TeamLotus	Lotus 18	12	2	1:54.197	7	1.638	0.183	12	134.26
4	4	Andy Middlehurst Team Andy Middlehurst	Lotus 18	7b	2	1:55.842	10	3.283	1.645	11	132.36
5	17	Michael Gans Chrome Cars Racing	Cooper T79	12	4	1:52.938	3	0.379		11	135.76
6	12	Rüdiger Friedrichs Team Rüdiger Friedrichs	Cooper T53	7b	3	1:55.961	4	3.402	3.022	8	132.22
7	91	Chris Drake Team Chris Drake	Cooper T71/73	10b	1	1:55.981	9	3.422	0.020	9	132.20
8	76	Tim Child Team TimChild	Brabham BT3/4	12	3	1:58.879	6	6.320	2.898	8	128.97
9	66	Sid Hoole Team Sid Hoole	Cooper T66 F1	11	1	1:59.246	7	6.687	0.367	11	128.58
10	50	Philipp Buhofer Team Philipp Buhofer	BRM P261-2	11	2	1:59.789	6	7.230	0.543	11	128.00
11	34	John Spiers Team John Spiers	Maserati 250F	6	1	2:00.296	7	7.737	0.507	11	127.46
12	38	Richard Wilson Team Richard Wilson	Ferrari 246 Dino	8	1	2:00.577	7	8.018	0.281	11	127.16
13	37	Eddy Perk Team Eddy Perk	Heron F1	10a	1	2:00.777	11	8.218	0.200	11	126.95
14	20	Alex Morton Team Alex Morton	Lotus 21	10a	2	2:01.336	3	8.777	0.559	9	126.36
15	55	James Hagan James Hagan	Lotus 18	7b	4	2:02.656	7	10.097	1.320	7	125.00
16	40	Stephan Jöbstl Team Stephan Jöbstl	Lotus 24	11	3	2:02.862	10	10.303	0.206	11	124.79
17	15	Thomas Matzelberger Team Thomas Matzelberger	Cooper T45/51	7b	5	2:03.136	10	10.577	0.274	11	124.52
18	42	James Willis Team James Willis	Cooper T45	9	1	2:03.756	10	11.197	0.620	10	123.89
19	87	Tony Lees Team Tony Lees	Cooper T53	7b	6	2:04.712	6	12.153	0.956	8	122.94
20	248	Klaus Lehr Team Klaus Lehr	Maserati 250F	6	2	2:06.359	11	13.800	1.647	11	121.34
21	21	Ian Nuthall Team Ian Nuthall	Cooper Bristol MkII	5	1	2:06.991	7	14.432	0.632	8	120.74
22	72	Tom De Gres Team Tom de Gres	Brabham BT14	10b	2	2:07.406	10	14.847	0.415	10	120.34
23	1	John Romano Team John Romano	Brabham BT11	11	4	2:08.022	10	15.463	0.616	10	119.76
24	19	Paul Grant Team Paul Grant	Cooper Bristol MkII	5	2	2:08.669	5	16.110	0.647	8	119.16

Fastest time : 1:52.559 in lap 12 by nbr. 10 : Will Nuthall (Cooper)

Publication-time

Results: www.getraceresults.com

Timekeeping by : Time Service BV - The Netherlands

Steward Chairman	Steward 1	Steward 2	
John Raven (KNAF 3865)	Luc Gommers (KNAF 4440)	John Timmers (KNAF 42707)	
Page 1 of 2			

Historic Grand Prix 2022

Historic Grand Prix Cars Association
Final result Qualification

15 - 17 July 2022

Pos	Nbr	Name / Team name	Car	Cls	PlC	Fastest	In	Gap	Diff	Laps	Km/h
25	36	Erik Staes Team Erik Staes	Cooper Bristol MkII	5	3	2:09.924	6	17.365	1.255	11	118.01
26	32	Guy Plante Team Guy Plante	Cooper T23	5	4	2:10.809	4	18.250	0.885	10	117.21
27	7	Nick Topliss Team Nick Topliss	Cooper T53 Low Line	12	5	2:11.136	9	18.577	0.327	10	116.92
28	44	Klaus Bergs Team Klaus Bergs	Lotus 18	10a	3	2:11.230	10	18.671	0.094	10	116.84
29	8	Anthony Ditheridge Team Anthony Ditheridge	Cooper T45	9	2	2:11.668	10	19.109	0.438	10	116.45
30	2	Rod Jolley Team Rod Jolley	Lister Jaguar Monza GP	8	2	2:12.004	5	19.445	0.336	6	116.15
31	6	John Emery Team John Emery	Brabham BT4	12	6	2:12.241	6	19.682	0.237	10	115.94
32	26	Luc Brandts Team Luc Brandts	Talbot Lago T26	2	1	2:14.517	9	21.958	2.276	9	113.98
33	47	Brian Jolliffe Team Brian Jolliffe	Cooper T45	9	3	2:14.799	4	22.240	0.282	5	113.74
34	9	Arnold Herreman Team Arnold Herreman	LDS F1	10a	4	2:15.617	6	23.058	0.818	10	113.06
35	45	Hans Ciers Team Hans Ciers	Cooper T45	7c	1	2:17.483	10	24.924	1.866	10	111.52
36	43	Cliff Gray Team Cliff Gray	Cooper T43	7c	2	2:21.489	1	28.930	4.006	1	108.36
37	92	Stephen Banham Team Stephen Banham	Cooper T45	7c	3	2:26.482	10	33.923	4.993	10	104.67
38	22	John Gillett Team John Gillett	MG K3	1	1	2:49.183	8	56.624	22.701	8	90.63
39	24	Ingo Strolz Team Ingo Strolz	Cooper T51	7b	7					2	0.00

Car 43 - No working transponder


Car 17 - Drop of 3 positions - Overtaking under Yellow

Fastest time : 1:52.559 in lap 12 by nbr. 10 : Will Nuthall (Cooper)

Publication-time

Results: www.getraceresults.com

Timekeeping by : Time Service BV - The Netherlands

Steward Chairman John Raven (KNAF 3865)	Steward 1 Luc Gommers (KNAF 4440)	Steward 2 John Timmers (KNAF 42707)	
Page 2 of 2			

Historic Grand Prix 2022

Historic Grand Prix Cars Association
Result Qualification

15 - 17 July 2022

Class 1 - 925 - 1934 Grand Prix cars running on 18" or 19" wheels

Pos	Nbr	Name / Team name	Car	Fastest	In	Gap	Diff	Laps	Km/h
1	22	John Gillett Team John Gillett	MG K3	2:49.183	8			8	90.63

Class 2 - 1935 - 1951 Grand Prix cars running on 18" or 19" wheels

Pos	Nbr	Name / Team name	Car	Fastest	In	Gap	Diff	Laps	Km/h
1	26	Luc Brandts Team Luc Brandts	Talbot Lago T26	2:14.517	9			9	113.98

Class 5 - 1952/53 2 litre Grand Prix cars

Pos	Nbr	Name / Team name	Car	Fastest	In	Gap	Diff	Laps	Km/h
1	21	Ian Nuthall Team Ian Nuthall	Cooper Bristol MkII	2:06.991	7			8	120.74
2	19	Paul Grant Team Paul Grant	Cooper Bristol MkII	2:08.669	5	1.678	1.678	8	119.16
3	36	Erik Staes Team Erik Staes	Cooper Bristol MkII	2:09.924	6	2.933	1.255	11	118.01
4	32	Guy Plante Team Guy Plante	Cooper T23	2:10.809	4	3.818	0.885	10	117.21

Class 6 - 1954 -1958 Grand Prix cars on 16" wheels

Pos	Nbr	Name / Team name	Car	Fastest	In	Gap	Diff	Laps	Km/h
1	34	John Spiers Team John Spiers	Maserati 250F	2:00.296	7			11	127.46
2	248	Klaus Lehr Team Klaus Lehr	Maserati 250F	2:06.359	11	6.063	6.063	11	121.34

Class 8 - Formula Libre, Indianapolis and Intercontinental cars

Pos	Nbr	Name / Team name	Car	Fastest	In	Gap	Diff	Laps	Km/h
1	38	Richard Wilson Team Richard Wilson	Ferrari 246 Dino	2:00.577	7			11	127.16
2	2	Rod Jolley Team Rod Jolley	Lister Jaguar Monza GP	2:12.004	5	11.427	11.427	6	116.15

Class 7b - Pre 1961 Grand Prix cars on 15" wheels


Pos	Nbr	Name / Team name	Car	Fastest	In	Gap	Diff	Laps	Km/h
1	10	Will Nuthall Team Will Nuthall	Cooper T53	1:52.559	12			12	136.22
2	4	Andy Middlehurst Team Andy Middlehurst	Lotus 18	1:55.842	10	3.283	3.283	11	132.36
3	12	Rüdiger Friedrichs Team Rüdiger Friedrichs	Cooper T53	1:55.961	4	3.402	0.119	8	132.22
4	55	James Hagan James Hagan	Lotus 18	2:02.656	7	10.097	6.695	7	125.00

Fastest time : 1:52.559 in lap 12 by nbr. 10 : Will Nuthall (Cooper)

Publication-time

Results: www.gettraceresults.com

Timekeeping by : Time Service BV - The Netherlands

Race Director	Chief Time Keeping	
Roland Bruynseraede (RACB 46)	Floortje Snoek (KNAF 36409)	
Page 1 of 3	Results remain provisional pending technical examination and decisions from the stewards of the meeting	

Historic Grand Prix 2022

Historic Grand Prix Cars Association
Result Qualification

15 - 17 July 2022

Class 7b - Pre 1961 Grand Prix cars on 15" wheels

Pos	Nbr	Name / Team name	Car	Fastest	In	Gap	Diff	Laps	Km/h
5	15	Thomas Matzelberger Team Thomas Matzelberger	Cooper T45/51	2:03.136	10	10.577	0.480	11	124.52
6	87	Tony Lees Team Tony Lees	Cooper T53	2:04.712	6	12.153	1.576	8	122.94
7	24	Ingo Strolz Team Ingo Strolz	Cooper T51					2	0.00

Class 7c - Pre 1961 Formula 2 cars of not more than 1.5 litres

Pos	Nbr	Name / Team name	Car	Fastest	In	Gap	Diff	Laps	Km/h
1	45	Hans Ciers Team Hans Ciers	Cooper T45	2:17.483	10			10	111.52
2	43	Cliff Gray Team Cliff Gray	Cooper T43	2:21.489	1	4.006	4.006	1	108.36
3	92	Stephen Banham Team Stephen Banham	Cooper T45	2:26.482	10	8.999	4.993	10	104.67

Class 9 - Pre 1961 Grand Prix/Formula 2 cars of not more than 2 litres

Pos	Nbr	Name / Team name	Car	Fastest	In	Gap	Diff	Laps	Km/h
1	42	James Willis Team James Willis	Cooper T45	2:03.756	10			10	123.89
2	8	Anthony Ditheridge Team Anthony Ditheridge	Cooper T45	2:11.668	10	7.912	7.912	10	116.45
3	47	Brian Jolliffe Team Brian Jolliffe	Cooper T45	2:14.799	4	11.043	3.131	5	113.74

Class 10a - Pre 1 Jan 1964 1.5-litre 4-cylinder Formula 1 cars

Pos	Nbr	Name / Team name	Car	Fastest	In	Gap	Diff	Laps	Km/h
1	37	Eddy Perk Team Eddy Perk	Heron F1	2:00.777	11			11	126.95
2	20	Alex Morton Team Alex Morton	Lotus 21	2:01.336	3	0.559	0.559	9	126.36
3	44	Klaus Bergs Team Klaus Bergs	Lotus 18	2:11.230	10	10.453	9.894	10	116.84
4	9	Arnold Herreman Team Arnold Herreman	LDS F1	2:15.617	6	14.840	4.387	10	113.06

Class 10b - Pre 1966 Formula 1 cars and 1964/66 Formula 2 cars of not more than 1000cc


Pos	Nbr	Name / Team name	Car	Fastest	In	Gap	Diff	Laps	Km/h
1	91	Chris Drake Team Chris Drake	Cooper T71/73	1:55.981	9			9	132.20
2	72	Tom De Gres Team Tom de Gres	Brabham BT14	2:07.406	10	11.425	11.425	10	120.34

Fastest time : 1:52.559 in lap 12 by nbr. 10 : Will Nuthall (Cooper)

Publication-time

Results: www.gettraceresults.com

Timekeeping by : Time Service BV - The Netherlands

Race Director	Chief Time Keeping	
Roland Bruynseraede (RACB 46)	Floortje Snoek (KNAF 36409)	
Page 2 of 3	Results remain provisional pending technical examination and decisions from the stewards of the meeting	

Historic Grand Prix 2022

Historic Grand Prix Cars Association
Result Qualification

15 - 17 July 2022

Class11 - Pre 1966 1.5 litre multi-cylinder Formula 1 cars

Pos	Nbr	Name / Team name	Car	Fastest	In	Gap	Diff	Laps	Km/h
1	66	Sid Hoole Team Sid Hoole	Cooper T66 F1	1:59.246	7			11	128.58
2	50	Philipp Buhofer Team Philipp Buhofer	BRM P261-2	1:59.789	6	0.543	0.543	11	128.00
3	40	Stephan Jöbstl Team Stephan Jöbstl	Lotus 24	2:02.862	10	3.616	3.073	11	124.79
4	1	John Romano Team John Romano	Brabham BT11	2:08.022	10	8.776	5.160	10	119.76

Class 12 - Pre 1966 Tasman and Intercontinental 4 cylinder cars of not more than 2.7 litres

Pos	Nbr	Name / Team name	Car	Fastest	In	Gap	Diff	Laps	Km/h
1	63	Michel Kuiper Branham	Brabham Bt-4	1:54.014	3			10	134.48
2	49	Andrew Beaumont Classic Team Lotus	Lotus 18	1:54.197	7	0.183	0.183	12	134.26
3	76	Tim Child Team Tim Child	Brabham BT3/4	1:58.879	6	4.865	4.682	8	128.97
4	17	Michael Gans Chrome Cars Racing	Cooper T79	1:52.938	3	-1.075		11	135.76
5	7	Nick Topliss Team Nick Topliss	Cooper T53 Low Line	2:11.136	9	17.122	18.197	10	116.92
6	6	John Emery Team John Emery	Brabham BT4	2:12.241	6	18.227	1.105	10	115.94

Car 43 - No working transponder


Car 17 - Drop of 3 positions - Overtaking under Yellow

Fastest time : 1:52.559 in lap 12 by nbr. 10 : Will Nuthall (Cooper)

Publication-time

Results: www.getraceresults.com

Timekeeping by : Time Service BV - The Netherlands

Race Director		Chief Time Keeping	
Roland Bruynseraede (RACB 46)		Floortje Snoek (KNAF 36409)	
Page 3 of 3	Results remain provisional pending technical examination and decisions from the stewards of the meeting		

Historic Grand Prix 2022

Historic Grand Prix Cars Association
Laptimes - Qualification

15 - 17 July 2022

Nbr	Name / Team name	1	2	3	4	5	6	7	8	9	10	11	12	13	14	15
1	John Romano	2:34.453	2:40.663	2:16.785	2:09.803	2:11.177	2:09.866	2:11.162	11:55.974	2:11.346	2:08.022					
2	Rod Jolley	2:32.787	2:21.628	2:16.847	2:12.637	2:12.004	2:33.770									
4	Andy Middlehurst	2:10.432	2:04.691	1:59.730	1:57.091	1:57.727	2:01.253	2:00.709	1:56.487	11:39.445	1:55.842	2:02.140				
6	John Emery	2:35.658	2:26.371	2:19.680	2:13.506	2:15.707	2:12.241	2:12.660	12:07.487	2:15.582	2:16.227					
7	Nick Topliss	2:22.667	2:20.048	2:20.628	2:15.204	2:19.136	2:14.005	2:12.201	10:45.587	2:11.136	2:11.420					
8	Anthony Ditheridge	2:45.087	2:22.726	2:18.250	2:17.703	2:19.124	2:16.240	2:14.988	11:55.038	2:13.911	2:11.668					
9	Arnold Herreman	2:38.930	2:28.619	2:24.163	2:23.470	2:17.194	2:15.617	2:17.317	11:02.022	2:16.409	2:17.076					
10	Will Nuthall	2:23.687	2:05.124	1:54.929	1:56.195	1:56.735	1:54.596	1:57.240	1:54.388	1:53.624	9:07.659	1:53.766	1:52.559			
12	Rüdiger Friedrichs	2:08.825	2:05.180	1:57.703	1:55.961	1:57.802	1:58.644	1:57.158	2:13.537							
15	Thomas Matzelberger	2:12.985	2:06.274	2:04.324	2:07.323	2:04.507	2:04.791	2:05.928	2:04.383	11:20.035	2:03.136	2:04.698				
17	Michael Gans	2:07.737	1:57.352	1:52.938	1:55.273	1:59.779	1:58.239	1:54.319	1:56.733	1:57.575	12:30.616	1:56.068				
19	Paul Grant	2:15.425	2:11.669	2:11.028	2:11.856	2:08.669	2:18.988	2:11.364	2:12.537							
20	Alex Morton	2:31.370	2:04.445	2:01.336	2:01.897	2:03.537	2:02.194	2:01.336	2:02.568	10:41.951						
21	Ian Nuthall	2:33.020	2:16.446	2:15.554	2:11.419	2:09.754	2:08.258	2:06.991	2:08.132							
22	John Gillett	3:09.693	3:00.412	2:59.245	2:58.106	2:58.524	2:51.892	11:08.097	2:49.183							
24	Ingo Strolz	2:15.549	2:29.392													
26	Luc Brandts	2:21.264	2:34.939	3:00.361	2:19.008	2:21.146	2:16.256	12:06.275	2:15.213	2:14.517						
32	Guy Plante	2:33.694	2:16.366	2:14.076	2:10.809	2:14.056	2:13.889	2:12.116	10:41.357	2:13.111	2:12.365					
34	John Spiers	2:20.263	2:13.359	2:05.426	2:10.972	2:01.489	2:00.815	2:00.296	2:02.196	10:37.461	2:01.732	2:01.157				
36	Erik Staes	2:23.619	2:10.897	2:10.791	2:12.625	2:10.974	2:09.924	2:10.733	2:10.832	9:49.246	2:20.078	2:41.151				
37	Eddy Perk	2:32.273	2:09.465	2:36.878	2:09.806	2:09.839	2:07.560	2:02.022	2:01.672	9:56.022	2:04.361	2:00.777				
38	Richard Wilson	2:33.963	2:16.130	2:05.936	2:04.383	2:01.272	2:02.165	2:00.577	2:02.520	10:09.450	2:04.519	2:01.351				
40	Stephan Jöbstl	2:21.522	2:13.460	2:06.807	2:05.482	2:04.714	2:05.063	2:04.428	2:04.969	10:01.778	2:02.862	2:04.436				
42	James Willis	2:30.211	2:28.814	3:02.176	2:05.501	2:05.495	2:05.858	2:05.572	10:35.981	2:08.379	2:03.756					
43	Cliff Gray	2:21.489														
44	Klaus Bergs	2:39.232	2:21.624	2:18.928	2:20.186	2:20.828	2:14.315	2:15.627	11:00.887	2:14.794	2:11.230					
45	Hans Ciers	2:39.032	2:25.596	2:22.012	2:22.621	2:25.116	2:20.940	2:25.448	10:18.592	2:22.376	2:17.483					
47	Brian Jolliffe	2:30.342	2:21.520	2:17.933	2:14.799	3:19.604										
49	Andrew Beaumont	2:08.976	1:56.850	2:00.489	1:59.083	2:00.315	2:01.020	1:54.197	1:55.024	1:58.764	9:44.825	1:54.896	1:55.750			
50	Philipp Buhof er	2:34.330	2:19.346	2:12.804	2:07.153	2:00.427	1:59.789	2:00.965	2:00.805	10:08.466	2:00.692	2:02.317				
55	James Hagan	2:33.838	6:36.097	2:25.016	4:56.838	9:59.679	2:11.636	2:02.656								
63	Michel Kuiper	2:07.546	1:57.049	1:54.014	1:55.493	2:00.639	2:02.610	2:07.156	14:03.520	1:55.372	1:54.553					
66	Sid Hoole	2:36.278	2:20.071	2:08.990	2:02.064	2:02.543	2:00.809	1:59.246	2:02.937	10:38.561	2:03.846	2:02.906				
72	Tom De Gres	2:36.539	2:28.091	2:16.369	2:22.178	2:18.542	2:14.120	2:10.428	11:18.716	2:08.198	2:07.406					
76	Tim Child	2:27.730	2:06.582	2:00.347	1:59.700	2:00.428	1:58.879	2:00.202	2:03.210							
87	Tony Lees	2:16.850	2:09.211	2:05.696	2:04.780	2:05.140	2:04.712	2:07.431	2:07.276							
91	Chris Drake	2:04.053	1:57.275	1:59.476	2:00.083	2:00.601	2:04.207	2:02.178	1:57.666	1:55.981						
92	Stephen Banham	2:44.887	2:41.533	2:35.315	2:31.873	2:31.939	2:28.951	2:27.147	10:14.538	2:27.051	2:26.482					
248	Klaus Lehr	2:18.786	2:17.863	2:11.887	2:12.866	2:12.076	2:11.058	2:10.307	2:09.470	9:56.456	2:09.010	2:06.359				

Historic Grand Prix 2022

Historic Grand Prix Cars Association
Sector analyse - Qualification

15 - 17 July 2022

Pos	Nbr	Name / Team name	Sector 1			Sector 2			Sector 3			theoretical best	Actual best	In
			time	Lap	pos	time	Lap	pos	time	Lap	pos			
1	10	Will Nuthall	37.578	12	1	40.962	9	4	33.526	12	1	1:52.066	1:52.559	12
2	63	Michel Kuiper	38.383	4	2	40.668	3	3	34.387	10	2	1:53.438	1:54.014	3
3	49	Andrew Beaumont	38.599	3	4	40.547	7	2	34.431	12	3	1:53.577	1:54.197	7
4	4	Andy Middlehurst	38.680	10	5	41.565	9	5	35.208	5	6	1:55.453	1:55.842	10
5	17	Michael Gans	38.421	3	3	39.913	3	1	34.604	3	4	1:52.938	1:52.938	3
6	12	Rüdiger Friedrichs	38.938	7	6	41.571	4	6	35.266	4	7	1:55.775	1:55.961	4
7	91	Chris Drake	39.445	9	8	41.650	9	7	34.886	9	5	1:55.981	1:55.981	9
8	76	Tim Child	39.934	7	11	42.403	6	9	35.521	5	8	1:57.858	1:58.879	6
9	66	Sid Hoole	39.873	9	10	42.190	7	8	36.451	8	12	1:58.514	1:59.246	7
10	50	Philipp Buhofer	39.344	10	7	43.252	6	15	35.860	8	9	1:58.456	1:59.789	6
11	34	John Spiers	40.174	7	13	42.970	11	13	36.609	6	14	1:59.753	2:00.296	7
12	38	Richard Wilson	39.760	10	9	43.045	11	14	36.446	8	11	1:59.251	2:00.577	7
13	37	Eddy Perk	40.715	11	15	42.536	11	11	37.192	7	17	2:00.443	2:00.777	11
14	20	Alex Morton	40.270	9	14	42.889	7	12	36.734	5	15	1:59.893	2:01.336	3
15	55	James Hagan	40.087	5	12	42.518	5	10	36.063	4	10	1:58.668	2:02.656	7
16	40	Stephan Jöbstl	40.988	10	16	44.291	7	17	36.514	10	13	2:01.793	2:02.862	10
17	15	Thomas Matzelberger	41.440	3	18	44.488	10	18	36.915	10	16	2:02.843	2:03.136	10
18	42	James Willis	41.226	10	17	43.381	10	16	37.751	9	19	2:02.358	2:03.756	10
19	87	Tony Lees	41.683	5	19	44.539	4	19	37.654	6	18	2:03.876	2:04.712	6
20	248	Klaus Lehr	42.635	11	22	45.109	11	20	38.615	11	22	2:06.359	2:06.359	11
21	21	Ian Nuthall	42.406	8	21	45.178	6	23	38.337	7	20	2:05.921	2:06.991	7
22	72	Tom De Gres	42.399	10	20	45.126	9	21	39.770	10	29	2:07.295	2:07.406	10
23	1	John Romano	43.092	8	24	45.648	6	24	38.442	10	21	2:07.182	2:08.022	10
24	19	Paul Grant	43.648	3	27	45.136	5	22	39.286	5	24	2:08.070	2:08.669	5
25	36	Erik Staes	43.665	7	28	45.665	5	25	39.493	6	27	2:08.823	2:09.924	6
26	32	Guy Plante	43.793	9	30	45.944	8	26	39.366	7	25	2:09.103	2:10.809	4
27	7	Nick Topliss	43.070	9	23	47.382	10	30	39.094	8	23	2:09.546	2:11.136	9
28	44	Klaus Bergs	43.984	10	31	46.649	10	27	40.597	10	33	2:11.230	2:11.230	10
29	8	Anthony Ditheridge	43.423	10	26	47.558	9	32	40.452	9	32	2:11.433	2:11.668	10
30	2	Rod Jolley	44.088	4	32	47.060	5	28	39.498	5	28	2:10.646	2:12.004	5
31	6	John Emery	43.219	8	25	47.460	7	31	39.389	7	26	2:10.068	2:12.241	6
32	26	Luc Brandts	45.222	9	34	47.281	9	29	41.130	8	35	2:13.633	2:14.517	9
33	47	Brian Jolliffe	43.726	4	29	50.120	3	36	40.087	3	31	2:13.933	2:14.799	4
34	9	Arnold Herreman	44.529	8	33	48.002	8	33	40.660	6	34	2:13.191	2:15.617	6
35	45	Hans Ciers	46.376	6	35	48.688	10	35	42.250	10	36	2:17.314	2:17.483	10
36	43	Cliff Gray											2:21.489	1
37	92	Stephen Banham	48.992	9	36	52.245	10	37	44.786	7	37	2:26.023	2:26.482	10
38	22	John Gillett	56.475	8	38	1:00.084	8	38	52.624	8	38	2:49.183	2:49.183	8
39	24	Ingo Strolz	49.619	2	37	48.536	1	34	39.915	1	30	2:18.070		

Historic Grand Prix 2022

Historic Grand Prix Cars Association
Laps and Sector Times - Qualification

15 - 17 July 2022

1 John Romano										Brabham BT11									
lap	Sect-1	Speed	Sect-2	Speed	Sect-3	Speed	TopSpeed	laptime	pit	lap	Sect-1	Speed	Sect-2	Speed	Sect-3	Speed	Topspeed	laptime	pit
1	Pit Out		54.005		46.794 181.8		2:34.453			6	45.677		<u>45.648</u>		38.541 188.2		143.8 2:09.866		
2	46.861		1:12.017		41.785 184.0		138.0 2:40.663			7	44.198		46.940		40.024 185.6		135.9 2:11.162		
3	44.703		51.060		41.022 186.5		140.8 2:16.785			8	<u>10:25.428</u>		50.013		40.533 183.1		<u>149.7</u> 11:55.974		
4	44.080		46.876		38.847 189.8		130.7 2:09.803			9	45.572		46.988		38.786 189.1		131.8 2:11.346		
5	44.206		47.611		39.360 184.9		135.6 2:11.177			10	43.373		46.207		<u>38.442</u> <u>191.2</u>		134.7 <u>2:08.022</u>		

2 Rod Jolley										Lister Jaguar Monza GP									
lap	Sect-1	Speed	Sect-2	Speed	Sect-3	Speed	TopSpeed	laptime	pit	lap	Sect-1	Speed	Sect-2	Speed	Sect-3	Speed	Topspeed	laptime	pit
1	Pit Out		53.831		45.808 191.2		2:32.787			4	<u>44.088</u>		48.669		39.880 211.8		141.0 2:12.637		
2	46.694		51.035		43.899 190.8		<u>150.1</u> 2:21.628			5	45.446		<u>47.060</u>		<u>39.498</u> <u>214.3</u>		129.0 <u>2:12.004</u>		
3	47.850		49.134		39.863 212.2		131.0 2:16.847			6	45.995		50.352		Pit In		136.4 <u>2:33.770</u>		

4 Andy Middlehurst										Lotus 18									
lap	Sect-1	Speed	Sect-2	Speed	Sect-3	Speed	TopSpeed	laptime	pit	lap	Sect-1	Speed	Sect-2	Speed	Sect-3	Speed	Topspeed	laptime	pit
1	Pit Out		45.699		37.788 219.5		2:10.432			7	40.297		44.077		36.335 226.4		159.7 2:00.709		
2	41.294		45.083		38.314 214.7		155.2 2:04.691			8	39.087		41.645		35.755 227.4		168.4 1:56.487		
3	40.242		43.287		36.201 225.5		161.2 1:59.730			9	10:19.532		<u>44.040</u>		35.873 225.5		167.1 11:39.445		
4	39.397		41.778		35.916 220.4		164.1 1:57.091			10	<u>38.680</u>		41.672		35.490 216.0		169.4 <u>1:55.842</u>		
5	39.720		42.799		<u>35.208</u> 227.4		162.6 1:57.727			11	40.465		45.046		36.629 198.9		159.7 2:02.140		
6	39.266		45.450		36.537 <u>227.8</u>		<u>169.7</u> 2:01.253			12									

6 John Emery										Brabham BT4									
lap	Sect-1	Speed	Sect-2	Speed	Sect-3	Speed	TopSpeed	laptime	pit	lap	Sect-1	Speed	Sect-2	Speed	Sect-3	Speed	Topspeed	laptime	pit
1	Pit Out		57.093		44.704 166.4		2:35.658			6	43.687		47.965		40.589 203.4		155.0 <u>2:12.241</u>		
2	50.334		52.563		43.474 193.2		122.5 2:26.371			7	45.811		<u>47.460</u>		<u>39.389</u> 201.9		<u>175.1</u> 2:12.660		
3	48.803		50.072		40.805 <u>212.2</u>		130.2 2:19.680			8	<u>10:31.526</u>		52.585		43.376 177.6		169.1 12:07.487		
4	45.167		47.662		40.677 210.5		147.1 2:13.506			9	45.743		48.695		41.144 186.9		147.6 2:15.582		
5	45.239		50.649		39.819 201.9		161.2 2:15.707			10	44.693		51.189		40.345 204.5		144.5 2:16.227		

7 Nick Topliss										Cooper T53 Low Line									
lap	Sect-1	Speed	Sect-2	Speed	Sect-3	Speed	TopSpeed	laptime	pit	lap	Sect-1	Speed	Sect-2	Speed	Sect-3	Speed	Topspeed	laptime	pit
1	Pit Out		51.353		42.981 203.8		2:22.667			6	45.427		47.941		40.637 204.2		147.4 2:14.005		
2	46.178		50.552		43.318 190.1		151.5 2:20.048			7	44.598		47.902		39.701 205.3		148.7 2:12.201		
3	47.866		50.392		42.370 207.7		142.3 2:20.628			8	9:18.950		47.543		<u>39.094</u> 204.2		152.0 10:45.587		
4	44.865		49.429		40.910 206.5		157.2 2:15.204			9	<u>43.070</u>		48.428		39.638 <u>209.3</u>		150.3 <u>2:11.136</u>		
5	47.347		50.676		41.113 <u>209.3</u>		129.6 2:19.136			10	44.104		<u>47.382</u>		39.934 199.3		<u>158.8</u> 2:11.420		

8 Anthony Ditheridge										Cooper T45									
lap	Sect-1	Speed	Sect-2	Speed	Sect-3	Speed	TopSpeed	laptime	pit	lap	Sect-1	Speed	Sect-2	Speed	Sect-3	Speed	Topspeed	laptime	pit
1	Pit Out		58.832		48.242 169.3		2:45.087			6	45.412		48.446		42.382 188.8		134.1 2:16.240		
2	50.280		50.671		41.775 178.2		137.6 2:22.726			7	44.566		49.148		41.274 195.3		149.3 2:14.988		
3	47.096		49.042		42.112 192.2		144.1 2:18.250			8	10:24.220		49.969		40.849 190.1		153.9 11:55.038		
4	44.776		50.211		42.716 195.3		<u>154.1</u> 2:17.703			9	45.901		<u>47.558</u>		<u>40.452</u> <u>197.4</u>		142.6 2:13.911		
5	46.632		51.693		40.799 187.8		144.5 2:19.124			10	<u>43.423</u>		47.608		40.637 193.2		145.3 <u>2:11.668</u>		

9 Arnold Herreman										LDS F1									
lap	Sect-1	Speed	Sect-2	Speed	Sect-3	Speed	TopSpeed	laptime	pit	lap	Sect-1	Speed	Sect-2	Speed	Sect-3	Speed	Topspeed	laptime	pit
1	Pit Out		57.497		46.042 171.4		2:38.930			6	45.867		49.090		<u>40.660</u> <u>189.8</u>		136.6 <u>2:15.617</u>		
2	49.580		54.399		44.640 176.8		135.1 2:28.619			7	46.079		50.124		41.114 187.2		139.5 2:17.317		
3	49.379		51.904		42.880 183.1		121.4 2:24.163			8	<u>9:32.300</u>		<u>48.026</u>		41.696 187.8		<u>150.1</u> 11:02.022		
4	47.797		52.870		42.803 178.8		134.4 2:23.470			9	45.759		48.811		41.839 183.1		139.9 2:16.409		

Historic Grand Prix 2022

Historic Grand Prix Cars Association
Laps and Sector Times - Qualification

15 - 17 July 2022

5	46.605	48.948	41.641	174.8	141.5	2:17.194	10	45.703	49.062	42.311	181.5	139.2	2:17.076
---	--------	--------	--------	-------	-------	----------	----	--------	--------	--------	-------	-------	----------

10		Will Nuthall								Cooper T53									
lap	Sect-1	Speed	Sect-2	Speed	Sect-3	Speed	TopSpeed	laptime	pit	lap	Sect-1	Speed	Sect-2	Speed	Sect-3	Speed	Topspeed	laptime	pit
1	Pit Out		51.385		41.689	191.2		2:23.687		7	38.586		42.052		36.602	220.4	172.3	1:57.240	
2	45.606		44.309		35.209	223.1	138.7	2:05.124		8	38.861		40.986		34.541	225.9	166.6	1:54.388	
3	38.479		41.590		34.860	225.0	<u>192.4</u>	1:54.929		9	37.831		<u>40.962</u>		34.831	225.9	186.5	1:53.624	
4	39.323		41.621		35.251	220.9	188.4	1:56.195		10	7:50.556		41.693		35.410	216.4	179.4	9:07.659	
5	39.716		41.541		35.478	222.7	154.5	1:56.735		11	38.411		41.348		34.007	<u>228.8</u>	177.9	1:53.766	
6	39.040		41.316		34.240	226.9	166.0	1:54.596		12	<u>37.578</u>		41.455		<u>33.526</u>	226.9	190.0	<u>1:52.559</u>	

12		Rüdiger Friedrichs								Cooper T53									
lap	Sect-1	Speed	Sect-2	Speed	Sect-3	Speed	TopSpeed	laptime	pit	lap	Sect-1	Speed	Sect-2	Speed	Sect-3	Speed	Topspeed	laptime	pit
1	Pit Out		42.974		37.370	221.8		2:08.825		5	39.514		42.722		35.566	<u>226.9</u>	164.3	1:57.802	
2	46.799		41.952		36.429	225.9	<u>202.7</u>	2:05.180		6	39.022		43.389		36.233	218.2	174.0	1:58.644	
3	40.104		41.655		35.944	223.6	199.4	1:57.703		7	<u>38.938</u>		42.659		35.561	219.1	177.1	1:57.158	
4	39.124		<u>41.571</u>		<u>35.266</u>	225.9	174.8	<u>1:55.961</u>		8	39.712		42.649		Pit In		157.7	<u>2:13.537</u>	

15		Thomas Matzelberger								Cooper T45/51									
lap	Sect-1	Speed	Sect-2	Speed	Sect-3	Speed	TopSpeed	laptime	pit	lap	Sect-1	Speed	Sect-2	Speed	Sect-3	Speed	Topspeed	laptime	pit
1	Pit Out		47.316		38.545	211.4		2:12.985		7	41.787		46.078		38.063	217.3	172.9	2:05.928	
2	41.884		46.498		37.892	217.3	178.2	2:06.274		8	42.093		44.958		37.332	<u>221.3</u>	172.6	2:04.383	
3	<u>41.440</u>		45.098		37.786	216.9	184.9	2:04.324		9	9:53.117		46.644		40.274	213.9	177.7	11:20.035	
4	42.297		46.658		38.368	218.6	168.6	2:07.323		10	41.733		<u>44.488</u>		<u>36.915</u>	219.1	165.3	<u>2:03.136</u>	
5	41.888		44.998		37.621	215.6	<u>185.2</u>	2:04.507		11	41.784		44.919		37.995	215.1	153.2	2:04.698	
6	42.113		45.081		37.597	217.7	179.4	2:04.791		12									

17		Michael Gans								Cooper T79									
lap	Sect-1	Speed	Sect-2	Speed	Sect-3	Speed	TopSpeed	laptime	pit	lap	Sect-1	Speed	Sect-2	Speed	Sect-3	Speed	Topspeed	laptime	pit
1	Pit Out		43.047		36.403	216.0		2:07.737		7	38.725		40.500		35.094	226.9	160.0	1:54.319	
2	40.186		42.280		34.886	224.1	166.0	1:57.352		8	40.650		41.224		34.859	231.8	166.0	1:56.733	
3	<u>38.421</u>		<u>39.913</u>		<u>34.604</u>	227.8	164.3	<u>1:52.938</u>		9	40.508		40.976		36.091	232.3	166.8	1:57.575	
4	39.222		40.182		35.869	218.2	159.0	1:55.273		10	11:10.943		42.135		37.538	224.1	167.3	12:30.616	
5	40.750		43.571		35.458	<u>232.8</u>	158.8	1:59.779		11	38.571		40.390		37.107	224.5	167.1	1:56.068	
6	39.946		40.935		37.358	229.3	<u>171.3</u>	1:58.239		12									

19		Paul Grant								Cooper Bristol MkII									
lap	Sect-1	Speed	Sect-2	Speed	Sect-3	Speed	TopSpeed	laptime	pit	lap	Sect-1	Speed	Sect-2	Speed	Sect-3	Speed	Topspeed	laptime	pit
1	Pit Out		47.986		40.896	182.7		2:15.425		5	44.247		<u>45.136</u>		<u>39.286</u>	183.7	148.0	<u>2:08.669</u>	
2	44.366		47.148		40.155	<u>185.6</u>	169.1	2:11.669		6	51.302		47.260		40.426	178.8	<u>170.7</u>	2:18.988	
3	<u>43.648</u>		47.222		40.158	183.7	157.4	2:11.028		7	44.580		46.039		40.745	180.6	158.1	2:11.364	
4	44.973		46.831		40.052	183.4	158.1	2:11.856		8	44.751		48.006		39.780	183.1	154.1	2:12.537	

20		Alex Morton								Lotus 21									
lap	Sect-1	Speed	Sect-2	Speed	Sect-3	Speed	TopSpeed	laptime	pit	lap	Sect-1	Speed	Sect-2	Speed	Sect-3	Speed	Topspeed	laptime	pit
1	Pit Out		56.957		40.041	190.5		2:31.370		6	40.719		44.679		36.796	203.0	<u>174.0</u>	2:02.194	
2	42.025		44.822		37.598	197.8	147.6	2:04.445		7	40.409		<u>42.889</u>		38.038	194.9	150.9	2:01.336	
3	40.913		43.028		37.395	200.4	156.1	<u>2:01.336</u>		8	40.530		44.100		37.938	202.6	167.3	2:02.568	
4	40.981		43.849		37.067	198.5	146.1	2:01.897		9	<u>9:16.318</u>		47.853		37.780	187.2	172.9	10:41.951	
5	42.584		44.219		<u>36.734</u>	<u>203.4</u>	152.6	2:03.537		10									

Historic Grand Prix 2022

Historic Grand Prix Cars Association
Laps and Sector Times - Qualification

15 - 17 July 2022

21		Ian Nuthall						Cooper Bristol MkII											
lap	Sect-1	Speed	Sect-2	Speed	Sect-3	Speed	TopSpeed	laptime	pit	lap	Sect-1	Speed	Sect-2	Speed	Sect-3	Speed	Topspeed	laptime	pit
1	Pit Out		55.314		42.405	185.6		2:33.020		5	43.283		47.224		39.247	196.4	151.5	2:09.754	
2	45.812		50.570		40.064	192.2	144.0	2:16.446		6	44.279		<u>45.178</u>		38.801	196.4	153.7	2:08.258	
3	43.975		50.698		40.881	189.5	146.9	2:15.554		7	42.970		45.684		<u>38.337</u>	<u>200.4</u>	155.0	<u>2:06.991</u>	
4	44.609		47.364		39.446	197.1	126.6	2:11.419		8	<u>42.406</u>		46.382		39.344	194.6	<u>162.1</u>	2:08.132	

22		John Gillett						MG K3											
lap	Sect-1	Speed	Sect-2	Speed	Sect-3	Speed	TopSpeed	laptime	pit	lap	Sect-1	Speed	Sect-2	Speed	Sect-3	Speed	Topspeed	laptime	pit
1	Pit Out		1:07.231		1:00.546	114.2		3:09.693		5	1:00.480		1:03.367		54.677	124.9	103.4	2:58.524	
2	59.657		1:05.009		55.746	125.1	109.4	3:00.412		6	57.168		1:02.019		52.705	<u>138.6</u>	109.4	2:51.892	
3	59.714		1:04.184		55.347	122.6	113.5	2:59.245		7	9:08.409		1:05.538		54.150	132.0	<u>120.2</u>	11:08.097	
4	59.910		1:03.732		54.464	133.5	109.4	2:58.106		8	<u>56.475</u>		<u>1:00.084</u>		<u>52.624</u>	138.3	108.4	<u>2:49.183</u>	

24		Ingo Strolz						Cooper T51											
lap	Sect-1	Speed	Sect-2	Speed	Sect-3	Speed	TopSpeed	laptime	pit	lap	Sect-1	Speed	Sect-2	Speed	Sect-3	Speed	Topspeed	laptime	pit
1	Pit Out		<u>48.536</u>		<u>39.915</u>	<u>186.2</u>		2:15.549		2	<u>49.619</u>		48.663		Pit In		<u>163.8</u>	2:29.392	

26		Luc Brandts						Talbot Lago T26											
lap	Sect-1	Speed	Sect-2	Speed	Sect-3	Speed	TopSpeed	laptime	pit	lap	Sect-1	Speed	Sect-2	Speed	Sect-3	Speed	Topspeed	laptime	pit
1	Pit Out		50.555		43.048	156.1		2:21.264		6	46.217		47.994		42.045	191.2	148.5	2:16.256	
2	49.254		51.624		Pit In		128.4	2:34.939		7	10:34.225		48.865		43.185	176.2	<u>164.5</u>	12:06.275	
3	Pit Out		49.730		42.301	178.2		3:00.361		8	45.643		48.440		<u>41.130</u>	196.7	157.4	2:15.213	
4	46.369		48.488		44.151	173.1	150.1	2:19.008		9	<u>45.222</u>		<u>47.281</u>		42.014	<u>198.9</u>	160.0	<u>2:14.517</u>	
5	48.303		49.694		43.149	177.0	142.5	2:21.146		10									

32		Guy Plante						Cooper T23											
lap	Sect-1	Speed	Sect-2	Speed	Sect-3	Speed	TopSpeed	laptime	pit	lap	Sect-1	Speed	Sect-2	Speed	Sect-3	Speed	Topspeed	laptime	pit
1	Pit Out		56.088		42.623	183.7		2:33.694		6	45.073		48.472		40.344	190.5	145.9	2:13.889	
2	45.345		50.838		40.183	188.8	<u>153.0</u>	2:16.366		7	45.435		47.315		<u>39.366</u>	190.1	143.4	2:12.116	
3	44.635		48.482		40.959	189.5	143.6	2:14.076		8	9:15.915		<u>45.944</u>		39.498	189.8	150.3	10:41.357	
4	43.982		47.042		39.785	<u>192.9</u>	146.9	<u>2:10.809</u>		9	<u>43.793</u>		48.660		40.658	185.2	149.7	2:13.111	
5	43.919		49.489		40.648	189.1	147.8	2:14.056		10	44.512		47.569		40.284	186.9	144.3	2:12.365	

34		John Spiers						Maserati 250F											
lap	Sect-1	Speed	Sect-2	Speed	Sect-3	Speed	TopSpeed	laptime	pit	lap	Sect-1	Speed	Sect-2	Speed	Sect-3	Speed	Topspeed	laptime	pit
1	Pit Out		47.559		43.076	201.9		2:20.263		7	<u>40.174</u>		43.437		36.685	<u>214.3</u>	169.4	<u>2:00.296</u>	
2	45.272		48.530		39.557	208.1	154.5	2:13.359		8	41.000		44.210		36.986	210.1	163.8	2:02.196	
3	43.071		44.453		37.902	208.1	164.8	2:05.426		9	9:11.376		46.609		39.476	204.5	161.9	10:37.461	
4	48.611		44.327		38.034	210.1	<u>182.7</u>	2:10.972		10	40.716		43.244		37.772	203.4	154.8	2:01.732	
5	41.381		43.068		37.040	212.6	158.3	2:01.489		11	40.814		<u>42.970</u>		37.373	211.8	168.1	2:01.157	
6	41.008		43.198		<u>36.609</u>	212.6	163.1	2:00.815		12									

36		Erik Staes						Cooper Bristol MkII											
lap	Sect-1	Speed	Sect-2	Speed	Sect-3	Speed	TopSpeed	laptime	pit	lap	Sect-1	Speed	Sect-2	Speed	Sect-3	Speed	Topspeed	laptime	pit
1	Pit Out		49.261		42.179	184.6		2:23.619		7	<u>43.665</u>		46.766		40.302	184.9	159.5	2:10.733	
2	44.967		45.900		40.030	186.9	<u>166.3</u>	2:10.897		8	44.868		46.042		39.922	182.1	145.7	2:10.832	
3	44.231		46.555		40.005	186.9	152.0	2:10.791		9	8:23.376		45.815		40.055	185.9	153.5	9:49.246	
4	45.351		46.723		40.551	186.2	143.2	2:12.625		10	43.697		51.272		45.109	175.0	150.7	2:20.078	
5	44.983		<u>45.665</u>		40.326	175.6	147.3	2:10.974		11	46.318		50.538		Pit In		143.6	2:41.151	
6	44.667		45.764		<u>39.493</u>	<u>187.2</u>	151.3	<u>2:09.924</u>		12									

Historic Grand Prix 2022

Historic Grand Prix Cars Association
Laps and Sector Times - Qualification

15 - 17 July 2022

37 Eddy Perk									Heron F1										
lap	Sect-1	Speed	Sect-2	Speed	Sect-3	Speed	TopSpeed	laptime	pit	lap	Sect-1	Speed	Sect-2	Speed	Sect-3	Speed	Topspeed	laptime	pit
1	Pit Out		54.415		43.419	178.8		2:32.273		7	41.856		42.974		<u>37.192</u>	198.2	155.0	2:02.022	
2	46.857		44.593		38.015	194.2	127.2	2:09.465		8	41.311		43.066		37.295	195.3	158.1	2:01.672	
3	1:10.177		46.678		40.023	189.5	147.8	2:36.878		9	8:27.538		47.390		41.094	190.1	148.9	9:56.022	
4	43.166		46.606		40.034	190.5	157.4	2:09.806		10	42.675		43.802		37.884	193.5	153.0	2:04.361	
5	42.866		45.490		41.483	194.9	<u>166.8</u>	2:09.839		11	<u>40.715</u>		<u>42.536</u>		37.526	<u>198.9</u>	157.9	<u>2:00.777</u>	
6	43.864		45.329		38.367	189.5	152.6	2:07.560		12									

38 Richard Wilson									Ferrari 246 Dino										
lap	Sect-1	Speed	Sect-2	Speed	Sect-3	Speed	TopSpeed	laptime	pit	lap	Sect-1	Speed	Sect-2	Speed	Sect-3	Speed	Topspeed	laptime	pit
1	Pit Out		54.390		45.358	192.2		2:33.963		7	40.227		43.061		37.289	<u>207.3</u>	167.1	<u>2:00.577</u>	
2	45.212		51.611		39.307	197.1	147.1	2:16.130		8	41.488		44.586		<u>36.446</u>	205.3	156.8	2:02.520	
3	42.995		44.803		38.138	204.9	147.6	2:05.936		9	8:47.461		44.313		37.676	204.5	159.5	10:09.450	
4	42.035		44.594		37.754	202.6	157.7	2:04.383		10	<u>39.760</u>		45.942		38.817	198.2	<u>175.1</u>	2:04.519	
5	40.616		43.327		37.329	204.9	169.7	2:01.272		11	40.068		<u>43.045</u>		38.238	192.2	174.3	2:01.351	
6	40.586		43.230		38.349	206.1	160.4	2:02.165		12									

40 Stephan Jöbstl									Lotus 24										
lap	Sect-1	Speed	Sect-2	Speed	Sect-3	Speed	TopSpeed	laptime	pit	lap	Sect-1	Speed	Sect-2	Speed	Sect-3	Speed	Topspeed	laptime	pit
1	Pit Out		49.307		43.350	201.5		2:21.522		7	41.370		<u>44.291</u>		38.767	200.4	148.9	2:04.428	
2	45.226		48.369		39.865	200.4	149.1	2:13.460		8	41.395		46.174		37.400	204.9	<u>178.8</u>	2:04.969	
3	42.816		44.893		39.098	202.6	165.3	2:06.807		9	8:39.814		44.299		37.663	206.1	162.3	10:01.776	
4	42.031		44.805		38.646	204.5	168.1	2:05.482		10	<u>40.988</u>		45.360		<u>36.514</u>	<u>206.5</u>	155.2	<u>2:02.862</u>	
5	42.029		45.037		37.648	203.4	173.2	2:04.714		11	41.542		45.040		37.854	195.3	171.0	2:04.436	
6	41.628		45.124		38.311	203.4	155.9	2:05.063		12									

42 James Willis									Cooper T45										
lap	Sect-1	Speed	Sect-2	Speed	Sect-3	Speed	TopSpeed	laptime	pit	lap	Sect-1	Speed	Sect-2	Speed	Sect-3	Speed	Topspeed	laptime	pit
1	Pit Out		52.597		43.859	192.9		2:30.211		6	42.298		44.875		38.685	200.0	166.3	2:05.858	
2	45.025		52.096		Pit In		176.8	2:28.814		7	41.678		46.124		37.770	<u>201.9</u>	161.6	2:05.572	
3	Pit Out		45.624		38.367	199.3		3:02.176		8	9:11.491		46.130		38.360	200.4	150.3	10:35.981	
4	42.837		44.371		38.293	<u>201.9</u>	155.6	2:05.501		9	42.407		48.221		<u>37.751</u>	200.0	151.3	2:08.379	
5	41.436		45.526		38.533	198.5	<u>182.1</u>	2:05.495		10	<u>41.226</u>		<u>43.381</u>		39.149	198.2	164.8	<u>2:03.756</u>	

43 Cliff Gray									Cooper T43										
lap	Sect-1	Speed	Sect-2	Speed	Sect-3	Speed	TopSpeed	laptime	pit	lap	Sect-1	Speed	Sect-2	Speed	Sect-3	Speed	Topspeed	laptime	pit
1								<u>2:21.489</u>		2									

44 Klaus Bergs									Lotus 18										
lap	Sect-1	Speed	Sect-2	Speed	Sect-3	Speed	TopSpeed	laptime	pit	lap	Sect-1	Speed	Sect-2	Speed	Sect-3	Speed	Topspeed	laptime	pit
1	Pit Out		56.152		46.893	170.9		2:39.232		6	45.399		48.106		40.810	183.1	151.1	2:14.315	
2	48.848		49.497		43.279	175.9	125.3	2:21.624		7	46.281		48.456		40.890	180.9	133.2	2:15.627	
3	47.397		48.569		42.962	182.1	141.3	2:18.928		8	9:31.403		47.873		41.611	<u>187.2</u>	145.1	11:00.887	
4	47.030		50.454		42.702	184.3	137.3	2:20.186		9	44.734		49.300		40.760	182.1	149.7	2:14.794	
5	46.316		52.996		41.516	181.2	143.0	2:20.828		10	<u>43.984</u>		<u>46.649</u>		<u>40.597</u>	184.6	151.5	<u>2:11.230</u>	

45 Hans Ciers									Cooper T45										
lap	Sect-1	Speed	Sect-2	Speed	Sect-3	Speed	TopSpeed	laptime	pit	lap	Sect-1	Speed	Sect-2	Speed	Sect-3	Speed	Topspeed	laptime	pit
1	Pit Out		56.425		47.266	166.4		2:39.032		6	<u>46.376</u>		50.206		44.358	<u>172.8</u>	134.1	2:20.940	
2	48.687		52.148		44.761	<u>172.8</u>	122.2	2:25.596		7	49.366		51.625		44.457	167.2	126.8	2:25.448	
3	48.407		49.968		43.637	169.8	125.3	2:22.012		8	8:36.819		55.422		46.351	147.7	124.0	10:18.592	
4	47.543		52.082		42.996	172.0	<u>135.6</u>	2:22.621		9	48.956		50.177		43.243	169.3	126.0	2:22.376	

Historic Grand Prix 2022

Historic Grand Prix Cars Association
Laps and Sector Times - Qualification

15 - 17 July 2022

5	49.103	53.020	42.993	169.3	129.5	2:25.116	10	46.545	48.688	42.250	172.8	125.3	2:17.483
---	--------	--------	--------	-------	-------	----------	----	--------	--------	--------	-------	-------	----------

47 Brian Jolliffe										Cooper T45									
lap	Sect-1	Speed	Sect-2	Speed	Sect-3	Speed	TopSpeed	laptime	pit	lap	Sect-1	Speed	Sect-2	Speed	Sect-3	Speed	Topspeed	laptime	pit
1	Pit Out		52.212		45.647	179.1		2:30.342		4	<u>43.726</u>		50.303		40.770	171.7	<u>160.9</u>	<u>2:14.799</u>	
2	46.532		50.707		44.281	186.2	151.1	2:21.520		5	1:12.117		1:00.983		Pit In		142.5	3:19.604	
3	47.726		<u>50.120</u>		<u>40.087</u>	<u>193.5</u>	146.3	2:17.933		6									

49 Andrew Beaumont										Lotus 18									
lap	Sect-1	Speed	Sect-2	Speed	Sect-3	Speed	TopSpeed	laptime	pit	lap	Sect-1	Speed	Sect-2	Speed	Sect-3	Speed	Topspeed	laptime	pit
1	Pit Out		44.745		36.964	220.0		2:08.976		7	39.073		<u>40.547</u>		34.577	229.8	161.6	<u>1:54.197</u>	
2	39.663		41.409		35.778	225.5	167.6	1:56.850		8	39.101		41.188		34.735	230.3	172.1	1:55.024	
3	<u>38.599</u>		40.946		40.944	215.6	172.9	2:00.489		9	40.539		41.938		36.287	226.4	177.9	1:58.764	
4	38.797		42.154		38.132	217.7	169.7	1:59.083		10	8:23.587		43.471		37.767	217.3	<u>187.1</u>	<u>9:44.825</u>	
5	40.869		43.119		36.327	222.7	162.8	2:00.315		11	39.090		40.733		35.073	225.9	168.4	1:54.896	
6	40.415		44.716		35.889	228.8	154.5	2:01.020		12	39.202		42.117		<u>34.431</u>	<u>230.8</u>	172.6	1:55.750	

50 Philipp Buhofer										BRM P261-2									
lap	Sect-1	Speed	Sect-2	Speed	Sect-3	Speed	TopSpeed	laptime	pit	lap	Sect-1	Speed	Sect-2	Speed	Sect-3	Speed	Topspeed	laptime	pit
1	Pit Out		53.934		47.004	175.3		2:34.330		7	40.133		43.364		37.468	192.9	179.1	2:00.965	
2	46.736		51.280		41.330	177.6	152.4	2:19.346		8	39.894		45.051		<u>35.860</u>	<u>207.3</u>	169.9	2:00.805	
3	45.659		47.227		39.918	187.2	142.1	2:12.804		9	8:42.027		49.339		37.100	197.1	<u>192.7</u>	10:08.466	
4	44.115		46.374		36.664	200.0	153.0	2:07.153		10	<u>39.344</u>		43.694		37.654	193.9	177.7	2:00.692	
5	39.888		43.342		37.197	203.4	188.7	2:00.427		11	40.435		45.232		36.650	198.5	173.4	2:02.317	
6	40.512		<u>43.252</u>		36.025	204.9	185.5	<u>1:59.789</u>		12									

55 James Hagan										Lotus 18									
lap	Sect-1	Speed	Sect-2	Speed	Sect-3	Speed	TopSpeed	laptime	pit	lap	Sect-1	Speed	Sect-2	Speed	Sect-3	Speed	Topspeed	laptime	pit
1	Pit Out		52.332		Pit In			2:33.838		5	<u>8:33.509</u>		<u>45.672</u>		40.498	202.6	177.1	9:59.679	
2	Pit Out		44.732		39.421	175.3		6:36.097		6	40.159		54.230		37.247	217.7	180.3	2:11.636	
3	44.222		49.510		Pit In		138.7	2:25.016		7	40.157		43.845		38.654	187.2	<u>184.9</u>	<u>2:02.656</u>	
4	Pit Out		43.560		<u>36.063</u>	<u>222.7</u>		4:56.838		8									

63 Michel Kuiper										Brabham Bt-4									
lap	Sect-1	Speed	Sect-2	Speed	Sect-3	Speed	TopSpeed	laptime	pit	lap	Sect-1	Speed	Sect-2	Speed	Sect-3	Speed	Topspeed	laptime	pit
1	Pit Out		43.722		36.391	218.6		2:07.546		6	39.246		46.703		36.661	221.3	<u>187.4</u>	2:02.610	
2	40.341		41.752		34.956	<u>226.4</u>	167.3	1:57.049		7	39.764		44.612		Pit In		178.8	2:07.156	
3	38.675		<u>40.668</u>		34.671	225.0	165.5	<u>1:54.014</u>		8	Pit Out		41.968		37.727	204.5		14:03.520	
4	<u>38.383</u>		41.178		35.932	219.1	178.2	1:55.493		9	38.749		42.000		34.623	221.3	172.1	1:55.372	
5	39.416		44.261		36.962	218.2	180.3	2:00.639		10	38.608		41.558		<u>34.387</u>	223.6	170.7	1:54.553	

66 Sid Hoole										Cooper T66 F1									
lap	Sect-1	Speed	Sect-2	Speed	Sect-3	Speed	TopSpeed	laptime	pit	lap	Sect-1	Speed	Sect-2	Speed	Sect-3	Speed	Topspeed	laptime	pit
1	Pit Out		55.039		46.531	185.2		2:36.278		7	40.245		<u>42.190</u>		36.811	<u>211.4</u>	169.9	<u>1:59.246</u>	
2	48.905		51.080		40.086	200.7	145.5	2:20.071		8	41.375		45.111		<u>36.451</u>	209.7	158.6	2:02.937	
3	43.299		46.786		38.905	199.6	157.7	2:08.990		9	<u>9:10.739</u>		46.819		41.003	162.2	<u>171.5</u>	10:38.561	
4	41.161		43.242		37.661	208.9	153.2	2:02.064		10	43.757		42.330		37.759	202.2	150.7	2:03.846	
5	42.014		43.616		36.913	210.1	167.3	2:02.543		11	40.736		42.986		39.184	194.9	158.8	2:02.906	
6	40.871		42.652		37.286	204.5	162.6	2:00.809		12									

Historic Grand Prix 2022

Historic Grand Prix Cars Association
Laps and Sector Times - Qualification

15 - 17 July 2022

72		Tom De Gres							Brabham BT14										
lap	Sect-1	Speed	Sect-2	Speed	Sect-3	Speed	TopSpeed	laptime	pit	lap	Sect-1	Speed	Sect-2	Speed	Sect-3	Speed	Topspeed	laptime	pit
1	Pit Out		56.427		45.866	177.3		2:36.539		6	45.894		47.252		40.974	196.7	119.8	2:14.120	
2	50.126		54.134		43.831	182.1	122.1	2:28.091		7	43.519		46.807		40.102	<u>200.4</u>	135.2	2:10.428	
3	47.186		47.905		41.278	191.5	125.3	2:16.369		8	9:50.467		47.037		41.212	192.5	141.5	11:18.716	
4	46.210		52.451		43.517	186.5	130.5	2:22.178		9	43.101		<u>45.126</u>		39.971	199.3	135.2	2:08.198	
5	47.236		50.289		41.017	187.8	120.2	2:18.542		10	<u>42.399</u>		45.237		<u>39.770</u>	191.2	<u>154.8</u>	<u>2:07.406</u>	

76		Tim Child							Brabham BT3/4										
lap	Sect-1	Speed	Sect-2	Speed	Sect-3	Speed	TopSpeed	laptime	pit	lap	Sect-1	Speed	Sect-2	Speed	Sect-3	Speed	Topspeed	laptime	pit
1	Pit Out		53.200		41.451	164.1		2:27.730		5	41.746		43.161		<u>35.521</u>	206.1	147.3	2:00.428	
2	44.474		45.008		37.100	210.5	130.9	2:06.582		6	40.945		<u>42.403</u>		35.531	209.3	<u>170.5</u>	<u>1:58.879</u>	
3	41.289		43.380		35.678	211.8	154.1	2:00.347		7	<u>39.934</u>		42.944		37.324	210.9	170.2	2:00.202	
4	40.853		42.937		35.910	<u>215.6</u>	149.5	1:59.700		8	42.081		44.957		36.172	164.4	169.7	2:03.210	

87		Tony Lees							Cooper T53										
lap	Sect-1	Speed	Sect-2	Speed	Sect-3	Speed	TopSpeed	laptime	pit	lap	Sect-1	Speed	Sect-2	Speed	Sect-3	Speed	Topspeed	laptime	pit
1	Pit Out		48.768		40.556	214.3		2:16.850		5	<u>41.683</u>		44.831		38.626	215.6	<u>162.6</u>	2:05.140	
2	44.031		46.148		39.032	217.7	<u>162.6</u>	2:09.211		6	41.774		45.284		<u>37.654</u>	207.3	159.7	<u>2:04.712</u>	
3	42.260		45.118		38.318	<u>220.0</u>	157.9	2:05.696		7	43.164		46.142		38.125	219.5	160.2	2:07.431	
4	42.338		<u>44.539</u>		37.903	217.7	159.7	2:04.780		8	43.256		45.647		38.373	219.5	151.5	2:07.276	

91		Chris Drake							Cooper T71/73										
lap	Sect-1	Speed	Sect-2	Speed	Sect-3	Speed	TopSpeed	laptime	pit	lap	Sect-1	Speed	Sect-2	Speed	Sect-3	Speed	Topspeed	laptime	pit
1	Pit Out		44.047		36.190	212.6		2:04.053		6	41.048		46.808		36.351	212.2	162.8	2:04.207	
2	39.525		42.294		35.456	215.1	165.3	1:57.275		7	42.709		43.124		36.345	204.5	<u>189.0</u>	2:02.178	
3	39.723		42.542		37.211	<u>217.3</u>	186.5	1:59.476		8	39.802		41.955		35.909	212.6	162.6	1:57.666	
4	40.235		42.818		37.030	213.0	168.9	2:00.083		9	<u>39.445</u>		<u>41.650</u>		<u>34.886</u>	213.9	165.0	<u>1:55.981</u>	
5	40.183		44.098		36.320	213.9	169.1	2:00.601		10									

92		Stephen Banham							Cooper T45										
lap	Sect-1	Speed	Sect-2	Speed	Sect-3	Speed	TopSpeed	laptime	pit	lap	Sect-1	Speed	Sect-2	Speed	Sect-3	Speed	Topspeed	laptime	pit
1	Pit Out		59.460		47.518	165.1		2:44.887		6	49.491		53.811		45.649	175.6	131.0	2:28.951	
2	52.069		1:00.002		49.462	165.6	117.9	2:41.533		7	49.476		52.885		<u>44.786</u>	169.8	121.3	2:27.147	
3	50.800		57.379		47.136	171.2	122.1	2:35.315		8	8:35.235		54.428		44.875	170.6	110.3	10:14.538	
4	50.221		54.814		46.838	161.9	<u>135.6</u>	2:31.873		9	<u>48.992</u>		52.757		45.302	<u>176.8</u>	131.2	2:27.051	
5	51.289		53.776		46.874	173.9	133.2	2:31.939		10	49.410		<u>52.245</u>		44.827	166.9	133.6	<u>2:26.482</u>	

248		Klaus Lehr							Maserati 250F										
lap	Sect-1	Speed	Sect-2	Speed	Sect-3	Speed	TopSpeed	laptime	pit	lap	Sect-1	Speed	Sect-2	Speed	Sect-3	Speed	Topspeed	laptime	pit
1	Pit Out		49.323		42.044	202.2		2:18.786		7	43.165		47.125		40.017	209.7	141.2	2:10.307	
2	46.417		51.305		40.141	206.9	<u>164.8</u>	2:17.863		8	43.270		46.498		39.702	205.7	149.3	2:09.470	
3	45.289		46.779		39.819	204.5	143.0	2:11.887		9	8:29.231		48.096		39.129	208.9	152.6	9:56.456	
4	44.003		48.027		40.836	205.3	151.1	2:12.866		10	43.607		46.247		39.156	206.9	132.4	2:09.010	
5	43.550		47.309		41.217	201.1	157.9	2:12.076		11	<u>42.635</u>		<u>45.109</u>		<u>38.615</u>	<u>210.5</u>	152.8	<u>2:06.359</u>	
6	44.173		47.683		39.202	206.1	140.8	2:11.058		12									

Historic Grand Prix 2022

Heat name : Historic Grand Prix Cars Association - Qualification
 Heat Date : 15 July 2022
 Track name : - 4259 mtr.

Participants Started	: 39	Participants Classified	: 39
Participants Finished	: 28	Participants Not Classified	: 0
Participants Not Finished	: 11		

Green flag at	: 16:42:00	Heat recording start time	: 16:37:54
Finish flag waved at	: 17:13:26	Heat recording end time	: 17:16:27
Total time under Green	: 31:26	Total of All Laps in Heat	: 361
Number of cautions	: 0	Total time under Yellow	: 00:00:00
Number of code-60's	: 0	Total time under Code-60	: 00:00:00

Best Lap time history during the Heat

#	Nbr	lap time	in lap	Name	Car	time of day
1	49	1:56.850	2	Andrew Beaumont	Lotus 18	16:46:18
2	17	1:52.938	3	Michael Gans	Cooper T79	16:48:23
3	10	1:52.559	12	Will Nuthall	Cooper T53	17:13:41

Summary of best laptimes per class

Nbr	Name / Team name	Car	Cls	Fastest Laptime	In	Speed
22	John Gillett	MG K3	1	2:49.183	8	90.63
26	Luc Brandts	Talbot Lago T26	2	2:14.517	9	113.98
21	Ian Nuthall	Cooper Bristol MkII	5	2:06.991	7	120.74
34	John Spiers	Maserati 250F	6	2:00.296	7	127.46
38	Richard Wilson	Ferrari 246 Dino	8	2:00.577	7	127.16
10	Will Nuthall	Cooper T53	7b	1:52.559	12	136.22
45	Hans Ciers	Cooper T45	7c	2:17.483	10	111.52
42	James Willis	Cooper T45	9	2:03.756	10	123.89
37	Eddy Perk	Heron F1	10a	2:00.777	11	126.95
91	Chris Drake	Cooper T71/73	10b	1:55.981	9	132.20
66	Sid Hoole	Cooper T66 F1	11	1:59.246	7	128.58
17	Michael Gans	Cooper T79	12	1:52.938	3	135.76

Historic Grand Prix 2022

15 - 17 July 2022


Historic Grand Prix Cars Association
Final starting grid Race 1

Start Time : 09:45 - Heat Duration : 25 Minutes

Pos	Nbr	Name	time	Pos	Nbr	Name	time
-----	-----	------	------	-----	-----	------	------

----- STARTLINE ----- Pole Right -----

2	63	Michel Kuiper	1:54.014	Row 1	1	10	Will Nuthall	1:52.559
4	4	Andy Middlehurst	1:55.842	Row 2	3	49	Andrew Beaumont	1:54.197
6	12	Rüdiger Friedrichs	1:55.961	Row 3	5	17	Michael Gans	1:52.938
8	66	Sid Hoole	1:59.246	Row 4	7	91	Chris Drake	1:55.981
10	34	John Spiers	2:00.296	Row 5	9	50	Philipp Buhof er	1:59.789
12	37	Eddy Perk	2:00.777	Row 6	11	38	Richard Wilson	2:00.577
14	40	Stephan Jöbstl	2:02.862	Row 7	13	20	Alex Morton	2:01.336
16	42	James Willis	2:03.756	Row 8	15	15	Thomas Mat zelberger	2:03.136
18	248	Klaus Lehr	2:06.359	Row 9	17	87	Tony Lees	2:04.712
20	72	Tom De Gres	2:07.406	Row 10	19	21	I an Nuthall	2:06.991
22	19	Paul Grant	2:08.669	Row 11	21	1	John Romano	2:08.022
24	32	Guy Plante	2:10.809	Row 12	23	36	Erik St aes	2:09.924
26	44	Klaus Bergs	2:11.230	Row 13	25	7	Nick Topliss	2:11.136
28	2	Rod Jolley	2:12.004	Row 14	27	8	Anthony Dit heridge	2:11.668
30	26	Luc Brandts	2:14.517	Row 15	29	6	John Emery	2:12.241
32	45	Hans Ciers	2:17.483	Row 16	31	9	Arnold Herreman	2:15.617
34	92	Stephen Banham	2:26.482	Row 17	33	43	Cliff Gray	2:21.489
36	24	Ingo Strolz		Row 18	35	22	John Gillett	2:49.183

Results: www.getraceresults.com			Timekeeping by : Time Service BV - The Netherlands		Publication-time
Steward Chairman	Steward 1	Steward 2			
John Raven (KNAF 3865)	Luc Gommers (KNAF 4440)	John Timmers (KNAF 42707)			
Page 1 of 1					

Historic Grand Prix 2022

Historic Grand Prix Cars Association
Final result Race 1

15 - 17 July 2022


Pos	Nbr	Name / Team name	Car	Cls	PIC	Gap	Total time	Fastest	In	Avg. Speed
1	10	Will Nuthall Team Will Nuthall	Cooper T53	7b	1	-- 11 laps --	20:47.739	1:52.100	4	135.16
2	17	Michael Gans Chrome Cars Racing	Cooper T79	12	1	22.539	21:10.278	1:51.986	3	132.77
3	12	Rüdiger Friedrichs Team Rüdiger Friedrichs	Cooper T53	7b	2	34.098	21:21.837	1:54.382	5	131.57
4	49	Andrew Beaumont Classic Team Lotus	Lotus 18	12	2	46.855	21:34.594	1:55.128	10	130.27
5	4	Andy Middlehurst Team Andy Middlehurst	Lotus 18	7b	3	47.891	21:35.630	1:55.384	6	130.17
6	63	Michel Kuiper Branham	Brabham BT 4	12	3	1:03.958	21:51.697	1:55.151	5	128.57
7	91	Chris Drake Team Chris Drake	Cooper T71/73	10b	1	1:14.454	22:02.193	1:57.690	6	127.55
8	50	Philipp Buhofer Team Philipp Buhofer	BRM P261-2	11	1	1:15.254	22:02.993	1:55.406	9	127.48
9	34	John Spiers Team John Spiers	Maserati 250F	6	1	1:34.830	22:22.569	1:59.629	3	125.62
10	38	Richard Wilson Team Richard Wilson	Ferrari 246 Dino	8	1	1:50.486	22:38.225	1:58.893	9	124.17
11	66	Sid Hoole Team Sid Hoole	Cooper T66 F1	11	2	1:56.839	22:44.578	2:00.307	4	123.59
12	20	Alex Morton Team Alex Morton	Lotus 21	10a	1	1:57.599	22:45.338	1:59.640	7	123.52
13	37	Eddy Perk Team Eddy Perk	Heron F1	10a	2	1:59.841	22:47.580	1:58.823	7	123.32
14	40	Stephan Jöbstl Team Stephan Jöbstl	Lotus 24	11	3	2:00.012	22:47.751	1:59.607	8	123.30
15	15	Thomas Matzelberger Team Thomas Matzelberger	Cooper T45/51	7b	4	2:16.162	23:03.901	2:01.584	7	121.87
16	2	Rod Jolley Team Rod Jolley	Lister Jaguar Monza GP	8	2	-- 10 laps --	20:51.647	2:01.415	6	122.49
17	42	James Willis Team James Willis	Cooper T45	9	1	0.812	20:52.459	2:02.411	8	122.41
18	21	Ian Nuthall Team Ian Nuthall	Cooper Bristol MkII	5	1	27.020	21:18.667	2:04.584	4	119.90
19	19	Paul Grant Team Paul Grant	Cooper Bristol MkII	5	2	27.641	21:19.288	2:04.828	9	119.85
20	248	Klaus Lehr Team Klaus Lehr	Maserati 250F	6	2	28.708	21:20.355	2:04.173	9	119.75
21	72	Tom De Gres Team Tom de Gres	Brabham BT14	10b	2	29.372	21:21.019	2:04.757	6	119.68
22	7	Nick Topliss Team Nick Topliss	Cooper T53 Low Line	12	4	37.302	21:28.949	2:04.662	9	118.95
23	1	John Romano Team John Romano	Brabham BT11	11	4	59.521	21:51.168	2:07.965	7	116.93

Fastest time: 1:51.986 in lap 3 by nbr. 17: Michael Gans (Cooper)

Publication-time

Results: www.getraceresults.com

Timekeeping by : Time Service BV - The Netherlands

Steward Chairman	Steward 1	Steward 2	
John Raven (KNAF 3865)	Luc Gommers (KNAF 4440)	John Timmers (KNAF 42707)	
Page 1 of 2			

Historic Grand Prix 2022

Historic Grand Prix Cars Association
Final result Race 1

15 - 17 July 2022


Pos	Nbr	Name / Team name	Car	Cls	PIC	Gap	Total time	Fastest	In	Avg. Speed
24	44	Klaus Bergs Team Klaus Bergs	Lotus 18	10a	3	1:19.131	22:10.778	2:09.050	8	115.21
25	9	Arnold Herreman Team Arnold Herreman	LDS F1	10a	4	1:22.865	22:14.512	2:08.616	6	114.89
26	32	Guy Plante Team Guy Plante	Cooper T23	5	3	1:24.422	22:16.069	2:09.495	8	114.75
27	36	Erik Staes Team Erik Staes	Cooper Bristol MkII	5	4	1:25.133	22:16.780	2:09.750	7	114.69
28	6	John Emery Team John Emery	Brabham BT4	12	5	2:03.299	22:54.946	2:10.195	6	111.51
29	87	Tony Lees Team Tony Lees	Cooper T53	7b	5	-- 9 laps --	18:21.733	1:59.379	7	125.24
30	26	Luc Brandts Team Luc Brandts	Talbot Lago T26	2	1	2:39.652	21:01.385	2:15.268	3	109.39
31	45	Hans Ciers Team Hans Ciers	Cooper T45	7c	1	2:55.915	21:17.648	2:18.125	3	108.00
32	92	Stephen Banham Team Stephen Banham	Cooper T45	7c	2	4:14.346	22:36.079	2:25.048	8	101.75
33	8	Anthony Ditheridge Team Anthony Ditheridge	Cooper T45	9	2	4:24.449	22:46.182	2:10.878	8	101.00
34	43	Cliff Gray Team Cliff Gray	Cooper T43	7c	3	-- 8 laps --	17:43.717	2:09.155	4	115.31
35	22	John Gillett Team John Gillett	MG K3	1	1	5:12.565	22:56.282	2:43.475	2	89.12
36	24	Ingo Strolz Team Ingo Strolz	Cooper T51	7b	6	-- 2 laps --	17:58.786			28.42

Fastest time : 1:51.986 in lap 3 by nbr. 17: Michael Gans (Cooper)

Publication-time

Results: www.getraceresults.com

Timekeeping by : Time Service BV - The Netherlands

Steward Chairman	Steward 1	Steward 2	
John Raven (KNAF 3865)	Luc Gommers (KNAF 4440)	John Timmers (KNAF 42707)	
Page 2 of 2			

Historic Grand Prix 2022

Historic Grand Prix Cars Association

15 - 17 July 2022

Result Race 1

Class 1 - 925 - 1934 Grand Prix cars running on 18" or 19" wheels

Pos	Nbr	Name / Team name	Car	Fastest	In	Gap	Diff	Laps	Km/h
1	22	John Gillett Team John Gillett	MG K3	2:43.475	2			8	93.79

Class 2 - 1935 - 1951 Grand Prix cars running on 18" or 19" wheels

Pos	Nbr	Name / Team name	Car	Fastest	In	Gap	Diff	Laps	Km/h
1	26	Luc Brandts Team Luc Brandts	Talbot Lago T26	2:15.268	3			9	113.35

Class 5 - 1952/53 2 litre Grand Prix cars

Pos	Nbr	Name / Team name	Car	Fastest	In	Gap	Diff	Laps	Km/h
1	21	Ian Nuthall Team Ian Nuthall	Cooper Bristol MkII	2:04.584	4			10	123.07
2	19	Paul Grant Team Paul Grant	Cooper Bristol MkII	2:04.828	9	0.244	0.244	10	122.83
3	32	Guy Plante Team Guy Plante	Cooper T23	2:09.495	8	4.911	4.667	10	118.40
4	36	Erik Staes Team Erik Staes	Cooper Bristol MkII	2:09.750	7	5.166	0.255	10	118.17

Class 6 - 1954 -1958 Grand Prix cars on 16" wheels

Pos	Nbr	Name / Team name	Car	Fastest	In	Gap	Diff	Laps	Km/h
1	34	John Spiers Team John Spiers	Maserati 250F	1:59.629	3			11	128.17
2	248	Klaus Lehr Team Klaus Lehr	Maserati 250F	2:04.173	9	4.544	4.544	10	123.48

Class 8 - Formula Libre, Indianapolis and Intercontinental cars

Pos	Nbr	Name / Team name	Car	Fastest	In	Gap	Diff	Laps	Km/h
1	38	Richard Wilson Team Richard Wilson	Ferrari 246 Dino	1:58.893	9			11	128.96
2	2	Rod Jolley Team Rod Jolley	Lister Jaguar Monza GP	2:01.415	6	2.522	2.522	10	126.28

Class 7b - Pre 1961 Grand Prix cars on 15" wheels


Pos	Nbr	Name / Team name	Car	Fastest	In	Gap	Diff	Laps	Km/h
1	10	Will Nuthall Team Will Nuthall	Cooper T53	1:52.100	4			11	136.77
2	12	Rüdiger Friedrichs Team Rüdiger Friedrichs	Cooper T53	1:54.382	5	2.282	2.282	11	134.05
3	4	Andy Middlehurst Team Andy Middlehurst	Lotus 18	1:55.384	6	3.284	1.002	11	132.88
5	15	Thomas Matzelberger Team Thomas Matzelberger	Cooper T45/51	2:01.584	7	9.484	2.205	11	126.11

Fastest time : 1:51.986 in lap 3 by nbr. 17: Michael Gans (Cooper)

Publication-time

Results: www.gettracereults.com

Timekeeping by : Time Service BV - The Netherlands

Race Director		Chief Time Keeping	
Roland Bruynseraede (RACB 46)		Floortje Snoek (KNAF 36409)	
Page 1 of 3	Results remain provisional pending technical examination and decisions from the stewards of the meeting		

Historic Grand Prix 2022

Historic Grand Prix Cars Association

15 - 17 July 2022

Result Race 1

Class 7b - Pre 1961 Grand Prix cars on 15" wheels

Pos	Nbr	Name / Team name	Car	Fastest	In	Gap	Diff	Laps	Km/h
4	87	Tony Lees Team Tony Lees	Cooper T53	1:59.379	7	7.279	3.995	9	128.43
6	24	Ingo Strolz Team Ingo Strolz	Cooper T51					2	0.00

Class 7c - Pre 1961 Formula 2 cars of not more than 1.5 litres

Pos	Nbr	Name / Team name	Car	Fastest	In	Gap	Diff	Laps	Km/h
2	45	Hans Ciers Team Hans Ciers	Cooper T45	2:18.125	3	8.970	8.970	9	111.00
3	92	Stephen Banham Team Stephen Banham	Cooper T45	2:25.048	8	15.893	6.923	9	105.71
1	43	Cliff Gray Team Cliff Gray	Cooper T43	2:09.155	4			8	118.71

Class 9 - Pre 1961 Grand Prix/Formula 2 cars of not more than 2 litres

Pos	Nbr	Name / Team name	Car	Fastest	In	Gap	Diff	Laps	Km/h
1	42	James Willis Team James Willis	Cooper T45	2:02.411	8			10	125.25
2	8	Anthony Ditheridge Team Anthony Ditheridge	Cooper T45	2:10.878	8	8.467	8.467	9	117.15

Class 10a - Pre 1 Jan 1964 1.5-litre 4-cylinder Formula 1 cars

Pos	Nbr	Name / Team name	Car	Fastest	In	Gap	Diff	Laps	Km/h
2	20	Alex Morton Team Alex Morton	Lotus 21	1:59.640	7	0.817	0.817	11	128.15
1	37	Eddy Perk Team Eddy Perk	Heron F1	1:58.823	7			11	129.04
4	44	Klaus Bergs Team Klaus Bergs	Lotus 18	2:09.050	8	10.227	0.434	10	118.81
3	9	Arnold Herreman Team Arnold Herreman	LDS F1	2:08.616	6	9.793	8.976	10	119.21

Class 10b - Pre 1966 Formula 1 cars and 1964/66 Formula 2 cars of not more than 1000cc


Pos	Nbr	Name / Team name	Car	Fastest	In	Gap	Diff	Laps	Km/h
1	91	Chris Drake Team Chris Drake	Cooper T71/73	1:57.690	6			11	130.28
2	72	Tom De Gres Team Tom de Gres	Brabham BT14	2:04.757	6	7.067	7.067	10	122.90

Fastest time : 1:51.986 in lap 3 by nbr. 17: Michael Gans (Cooper)

Publication-time

Results: www.gettraceresults.com

Timekeeping by : Time Service BV - The Netherlands

Race Director		Chief Time Keeping	
Roland Bruynseraede (RACB 46)		Floortje Snoek (KNAF 36409)	
Page 2 of 3	Results remain provisional pending technical examination and decisions from the stewards of the meeting		

Historic Grand Prix 2022

Historic Grand Prix Cars Association
Result Race 1

15 - 17 July 2022

Class11 - Pre 1966 1.5 litre multi-cylinder Formula 1 cars

Pos	Nbr	Name / Team name	Car	Fastest	In	Gap	Diff	Laps	Km/h
1	50	Philipp Buhofer Team Philipp Buhofer	BRM P261-2	1:55.406	9			11	132.86
3	66	Sid Hoole Team Sid Hoole	Cooper T66 F1	2:00.307	4	4.901	0.700	11	127.44
2	40	Stephan Jöbstl Team Stephan Jöbstl	Lotus 24	1:59.607	8	4.201	4.201	11	128.19
4	1	John Romano Team John Romano	Brabham BT11	2:07.965	7	12.559	7.658	10	119.82

Class 12 - Pre 1966 Tasman and Intercontinental 4 cylinder cars of not more than 2.7 litres


Pos	Nbr	Name / Team name	Car	Fastest	In	Gap	Diff	Laps	Km/h
1	17	Michael Gans Chrome Cars Racing	Cooper T79	1:51.986	3			11	136.91
2	49	Andrew Beaumont Classic Team Lotus	Lotus 18	1:55.128	10	3.142	3.142	11	133.18
3	63	Michel Kuiper Branham	Brabham BT 4	1:55.151	5	3.165	0.023	11	133.15
4	7	Nick Topliss Team Nick Topliss	Cooper T53 Low Line	2:04.662	9	12.676	9.511	10	122.99
5	6	John Emery Team John Emery	Brabham BT4	2:10.195	6	18.209	5.533	10	117.76

Fastest time : 1:51.986 in lap 3 by nbr. 17: Michael Gans (Cooper)

Publication-time

Results: www.getraceresults.com

Timekeeping by : Time Service BV - The Netherlands

Race Director		Chief Time Keeping	
Roland Bruynseraede (RACB 46)		Floortje Snoek (KNAF 36409)	
Page 3 of 3	Results remain provisional pending technical examination and decisions from the stewards of the meeting		

Historic Grand Prix 2022

Historic Grand Prix Cars Association
Laptimes - Race 1

15 - 17 July 2022

Nbr	Name / Team name	1	2	3	4	5	6	7	8	9	10	11	12	13	14	15
1	John Romano	2:14.006	2:10.331	2:08.695	2:08.097	2:10.251	2:08.393	2:07.965	2:09.790	2:10.291	2:15.015					
2	Rod Jolley	2:14.011	2:04.677	2:03.100	2:02.302	2:02.130	2:01.415	2:03.135	2:03.866	2:02.989	2:03.533					
4	Andy Middlehurst	2:00.356	1:57.956	1:57.932	1:56.710	1:56.532	1:55.384	1:57.645	1:57.346	1:56.607	1:55.796	2:01.363				
6	John Emery	2:21.848	2:11.702	2:13.329	2:10.948	2:11.372	2:10.195	2:34.691	2:14.411	2:15.318	2:19.938					
7	Nick Topliss	2:15.050	2:10.198	2:08.220	2:07.248	2:09.661	2:06.220	2:06.145	2:06.813	2:04.662	2:05.357					
8	Anthony Ditheridge	2:19.829	2:13.714	2:13.025	2:12.632	2:15.935	2:31.781	4:14.351	2:10.878	2:24.146						
9	Arnold Herreman	2:23.674	2:14.207	2:12.327	2:09.953	2:13.140	2:08.616	2:09.660	2:08.812	2:08.892	2:13.327					
10	Will Nuthall	1:56.175	1:52.282	1:52.205	1:52.100	1:52.962	1:54.955	1:53.451	1:53.200	1:53.265	1:52.648	1:52.910				
12	Rüdiger Friedrichs	1:58.440	1:55.321	1:55.569	1:55.711	1:54.382	1:54.877	1:56.032	1:54.751	1:55.492	1:55.214	2:03.872				
15	Thomas Matzelberger	2:08.744	2:02.856	2:02.722	2:02.738	2:02.039	2:04.456	2:01.584	2:04.116	2:04.929	2:06.265	2:17.522				
17	Michael Gans	1:59.713	1:52.788	1:51.986	1:52.719	1:52.740	1:54.346	1:58.170	1:54.364	1:55.284	1:54.400	2:01.495				
19	Paul Grant	2:12.003	2:08.317	2:07.757	2:05.100	2:05.473	2:04.917	2:06.571	2:05.349	2:04.828	2:10.171					
20	Alex Morton	2:09.523	2:01.905	2:01.188	2:01.222	2:00.293	2:00.445	1:59.640	2:01.249	2:00.461	2:01.908	2:23.214				
21	Ian Nuthall	2:12.503	2:08.260	2:06.722	2:04.584	2:05.360	2:06.231	2:05.895	2:06.030	2:05.139	2:10.012					
22	John Gillett	2:46.625	2:43.475	2:54.761	2:53.160	2:50.042	2:49.042	2:50.254	2:55.761							
24	Ingo Strolz	2:37.164	15:09.035													
26	Luc Brandts	2:21.896	2:18.372	2:15.268	2:16.445	2:18.611	2:17.463	2:18.513	2:19.938	2:23.800						
32	Guy Plante	2:16.544	2:15.543	2:14.336	2:11.676	2:12.228	2:11.106	2:10.443	2:09.495	2:10.434	2:15.046					
34	John Spiers	2:04.975	1:59.669	1:59.629	1:59.736	2:00.024	2:00.171	2:00.883	2:00.387	2:01.357	1:59.842	2:12.952				
36	Erik Staes	2:17.858	2:14.868	2:14.422	2:11.826	2:12.657	2:11.533	2:09.750	2:10.384	2:09.958	2:14.636					
37	Eddy Perk	2:09.889	2:03.479	2:02.033	2:01.387	2:00.691	2:00.576	1:58.823	2:00.556	2:01.852	2:03.459	2:21.162				
38	Richard Wilson	2:07.901	2:00.164	2:01.375	1:59.938	2:00.790	2:01.884	2:00.118	1:59.013	1:58.893	1:58.940	2:25.568				
40	Stephan Jöbstl	2:06.187	2:01.163	2:00.623	2:00.217	2:00.211	2:01.820	2:02.356	1:59.607	2:00.261	2:11.052	2:18.454				
42	James Willis	2:11.146	2:04.864	2:05.267	2:04.468	2:04.187	2:03.862	2:03.027	2:02.411	2:03.296	2:03.422					
43	Cliff Gray	2:17.068	2:15.008	2:10.334	2:09.155	2:11.118	2:09.631	2:10.096	2:11.047							
44	Klaus Bergs	2:19.234	2:14.301	2:15.157	2:12.417	2:11.356	2:10.468	2:09.799	2:09.050	2:09.374	2:09.906					
45	Hans Ciers	2:26.292	2:19.140	2:18.125	2:18.732	2:20.443	2:22.747	2:19.104	2:20.100	2:21.360						
49	Andrew Beaumont	2:01.031	1:57.339	1:56.620	1:56.502	1:56.144	1:55.454	1:57.374	1:58.842	1:56.001	1:55.128	2:02.229				
50	Philipp Buhof er	2:05.362	1:59.901	1:59.563	2:00.926	1:58.898	1:59.795	2:00.816	1:59.698	1:55.406	1:57.270	2:02.248				
63	Michel Kuiper	2:13.944	1:57.293	1:57.423	1:57.055	1:55.151	1:55.833	1:56.079	1:55.897	1:57.550	1:57.311	2:06.427				
66	Sid Hoole	2:07.033	2:00.818	2:00.886	2:00.307	2:01.717	2:01.849	2:02.519	2:01.559	2:01.450	2:01.398	2:22.139				
72	Tom De Gres	2:12.554	2:08.476	2:08.601	2:05.416	2:05.117	2:04.757	2:05.043	2:06.612	2:05.395	2:10.808					
87	Tony Lees	2:08.808	2:02.615	2:03.001	2:00.876	1:59.842	2:00.490	1:59.379	1:59.666	2:00.363						
91	Chris Drake	2:06.374	1:59.279	1:59.227	1:59.979	1:59.482	1:57.690	1:58.591	1:58.124	1:58.050	2:00.112	2:02.516				
92	Stephen Banham	2:29.733	2:34.684	2:28.998	2:29.669	2:26.999	2:27.284	2:26.681	2:25.048	2:34.811						
248	Klaus Lehr	2:12.207	2:08.961	2:09.199	2:05.230	2:05.118	2:04.844	2:06.877	2:05.362	2:04.173	2:11.284					

Historic Grand Prix 2022

Historic Grand Prix Cars Association

15 - 17 July 2022

Sector analyse - Race 1

Pos	Nbr	Name / Team name	Sector 1			Sector 2			Sector 3			theoretical best	Actual best	In
			time	Lap	pos	time	Lap	pos	time	Lap	pos			
1	10	Will Nuthall	37.623	9	1	40.224	4	2	33.866	7	2	1:51.713	1:52.100	4
2	17	Michael Gans	37.658	2	2	39.990	4	1	33.854	3	1	1:51.502	1:51.986	3
3	12	Rüdiger Friedrichs	38.330	9	3	40.806	8	4	34.898	8	5	1:54.034	1:54.382	5
4	49	Andrew Beaumont	38.936	11	7	40.770	11	3	34.513	9	4	1:54.219	1:55.128	10
5	4	Andy Middlehurst	38.722	11	4	41.270	6	6	35.161	9	7	1:55.153	1:55.384	6
6	63	Michel Kuiper	38.888	4	5	41.085	5	5	34.466	5	3	1:54.439	1:55.151	5
7	91	Chris Drake	39.379	7	8	41.766	6	8	35.185	9	8	1:56.330	1:57.690	6
8	50	Philipp Buhofer	38.935	9	6	41.376	10	7	34.970	9	6	1:55.281	1:55.406	9
9	34	John Spiers	40.402	7	11	42.297	2	14	36.402	4	15	1:59.101	1:59.629	3
10	38	Richard Wilson	40.530	8	13	41.937	8	10	35.808	10	9	1:58.275	1:58.893	9
11	66	Sid Hoole	40.600	4	14	42.276	3	13	36.323	10	14	1:59.199	2:00.307	4
12	20	Alex Morton	40.235	7	10	41.975	9	11	36.012	8	10	1:58.222	1:59.640	7
13	37	Eddy Perk	40.436	7	12	42.068	7	12	36.319	7	13	1:58.823	1:58.823	7
14	40	Stephan Jöbstl	39.879	9	9	41.876	8	9	36.075	8	11	1:57.830	1:59.607	8
15	15	Thomas Matzelberger	41.081	4	18	43.452	2	17	36.631	7	16	2:01.164	2:01.584	7
16	2	Rod Jolley	40.711	6	16	43.445	4	16	36.672	9	17	2:00.828	2:01.415	6
17	42	James Willis	40.916	10	17	43.951	4	19	36.777	8	18	2:01.644	2:02.411	8
18	21	Ian Nuthall	42.435	4	23	43.785	10	18	37.877	3	22	2:04.097	2:04.584	4
19	19	Paul Grant	42.267	9	20	44.020	5	20	37.980	9	23	2:04.267	2:04.828	9
20	248	Klaus Lehr	42.346	9	21	44.393	10	22	36.982	5	19	2:03.721	2:04.173	9
21	72	Tom De Gres	42.413	10	22	44.329	10	21	37.170	5	20	2:03.912	2:04.757	6
22	7	Nick Topliss	41.287	10	19	44.681	10	23	37.532	9	21	2:03.500	2:04.662	9
23	1	John Romano	42.853	7	25	45.657	2	24	38.471	6	24	2:06.981	2:07.965	7
24	44	Klaus Bergs	43.140	10	26	46.281	8	28	38.958	6	29	2:08.379	2:09.050	8
25	9	Arnold Herreman	43.142	10	27	45.800	9	25	38.653	9	25	2:07.595	2:08.616	6
26	32	Guy Plante	44.291	8	31	45.826	8	26	38.727	7	26	2:08.844	2:09.495	8
27	36	Erik Staes	43.976	8	30	46.120	9	27	38.818	7	28	2:08.914	2:09.750	7
28	6	John Emery	42.806	7	24	46.986	6	30	38.746	6	27	2:08.538	2:10.195	6
29	87	Tony Lees	40.620	5	15	42.476	6	15	36.169	5	12	1:59.265	1:59.379	7
30	26	Luc Brandts	45.620	3	32	48.018	3	32	41.497	1	33	2:15.135	2:15.268	3
31	45	Hans Ciers	46.493	9	33	48.195	4	33	41.360	7	32	2:16.048	2:18.125	3
32	92	Stephen Banham	49.193	6	34	51.757	8	35	43.489	7	34	2:24.439	2:25.048	8
33	8	Anthony Ditheridge	43.816	8	29	47.082	8	31	39.229	3	30	2:10.127	2:10.878	8
34	43	Cliff Gray	43.397	4	28	46.342	7	29	39.272	4	31	2:09.011	2:09.155	4
35	22	John Gillett	54.873	2	36	58.365	8	36	49.951	2	35	2:43.189	2:43.475	2
36	24	Ingo Strolz	51.925	1	35	49.364	2	34	1:15.254	0	36	2:56.543		

Historic Grand Prix 2022

Historic Grand Prix Cars Association
Laps and Sector Times - Race 1

15 - 17 July 2022

1 John Romano									Brabham BT11										
lap	Sect-1	Speed	Sect-2	Speed	Sect-3	Speed	TopSpeed	laptime	pit	lap	Sect-1	Speed	Sect-2	Speed	Sect-3	Speed	Topspeed	laptime	pit
1	48.893		45.874		39.239	<u>190.1</u>	115.0	2:14.006		6	43.746		46.176		<u>38.471</u>	187.8	136.4	2:08.393	
2	45.306		<u>45.657</u>		39.368	184.3	135.1	2:10.331		7	<u>42.853</u>		46.295		38.817	180.3	146.3	<u>2:07.965</u>	
3	43.497		45.681		39.517	187.5	148.0	2:08.695		8	44.082		47.081		38.627	185.9	<u>157.9</u>	2:09.790	
4	43.240		45.799		39.058	183.7	139.2	2:08.097		9	43.771		47.055		39.465	184.6	155.9	2:10.291	
5	45.157		46.375		38.719	187.2	133.7	2:10.251		10	43.647		47.361		44.007	144.8	143.8	2:15.015	

2 Rod Jolley									Lister Jaguar Monza GP										
lap	Sect-1	Speed	Sect-2	Speed	Sect-3	Speed	TopSpeed	laptime	pit	lap	Sect-1	Speed	Sect-2	Speed	Sect-3	Speed	Topspeed	laptime	pit
1	49.439		46.500		38.072	208.1	119.7	2:14.011		6	<u>40.711</u>		43.490		37.214	216.4	<u>161.4</u>	<u>2:01.415</u>	
2	41.694		44.254		38.729	213.9	148.2	2:04.677		7	41.346		43.513		38.276	212.2	146.1	2:03.135	
3	42.027		43.816		37.257	216.0	157.7	2:03.100		8	41.920		44.707		37.239	214.7	145.9	2:03.866	
4	41.522		<u>43.445</u>		37.335	213.4	138.3	2:02.302		9	41.750		44.567		<u>36.672</u>	<u>219.1</u>	146.3	2:02.989	
5	41.430		43.615		37.085	215.1	141.9	2:02.130		10	41.162		44.554		37.817	214.7	155.9	2:03.533	

4 Andy Middlehurst									Lotus 18										
lap	Sect-1	Speed	Sect-2	Speed	Sect-3	Speed	TopSpeed	laptime	pit	lap	Sect-1	Speed	Sect-2	Speed	Sect-3	Speed	Topspeed	laptime	pit
1	43.317		41.490		35.549	225.0	133.9	2:00.356		7	40.211		41.452		35.982	224.5	166.8	1:57.645	
2	39.721		41.948		36.287	209.3	157.4	1:57.956		8	38.973		42.427		35.946	221.8	162.1	1:57.346	
3	40.099		41.910		35.923	225.0	153.7	1:57.932		9	39.296		42.150		<u>35.161</u>	<u>227.4</u>	166.8	1:56.607	
4	39.590		41.540		35.580	224.5	155.6	1:56.710		10	38.852		41.343		35.601	225.0	163.3	1:55.796	
5	39.765		41.316		35.451	225.0	159.0	1:56.532		11	<u>38.722</u>		41.282		41.359	161.4	<u>169.9</u>	2:01.363	
6	38.875		<u>41.270</u>		35.239	226.4	162.3	<u>1:55.384</u>		12									

6 John Emery									Brabham BT4										
lap	Sect-1	Speed	Sect-2	Speed	Sect-3	Speed	TopSpeed	laptime	pit	lap	Sect-1	Speed	Sect-2	Speed	Sect-3	Speed	Topspeed	laptime	pit
1	51.168		49.351		41.329	210.5	105.2	2:21.848		6	44.463		<u>46.986</u>		<u>38.746</u>	211.4	150.9	<u>2:10.195</u>	
2	44.859		47.456		39.387	206.5	155.6	2:11.702		7	<u>42.806</u>		1:10.832		41.053	190.5	155.4	2:34.691	
3	45.037		49.014		39.278	210.5	151.1	2:13.329		8	45.257		49.269		39.885	200.0	134.6	2:14.411	
4	44.428		47.588		38.932	205.3	<u>161.4</u>	2:10.948		9	45.412		48.768		41.138	189.8	143.4	2:15.318	
5	44.972		47.124		39.276	<u>211.8</u>	146.3	2:11.372		10	46.440		49.528		43.970	153.0	136.1	2:19.938	

7 Nick Topliss									Cooper T53 Low Line										
lap	Sect-1	Speed	Sect-2	Speed	Sect-3	Speed	TopSpeed	laptime	pit	lap	Sect-1	Speed	Sect-2	Speed	Sect-3	Speed	Topspeed	laptime	pit
1	49.412		46.423		39.215	195.3	115.3	2:15.050		6	42.390		45.674		38.156	206.5	163.3	2:06.220	
2	44.180		46.112		39.906	206.1	143.2	2:10.198		7	42.242		45.274		38.629	206.1	168.1	2:06.145	
3	42.807		46.395		39.018	206.5	161.9	2:08.220		8	42.119		45.768		38.926	206.9	161.2	2:06.813	
4	42.802		46.219		38.227	207.7	157.2	2:07.248		9	41.997		45.133		<u>37.532</u>	208.9	<u>178.2</u>	<u>2:04.662</u>	
5	45.017		46.228		38.416	<u>209.3</u>	150.1	2:09.661		10	<u>41.287</u>		<u>44.681</u>		39.389	185.2	173.2	2:05.357	

8 Anthony Ditheridge									Cooper T45										
lap	Sect-1	Speed	Sect-2	Speed	Sect-3	Speed	TopSpeed	laptime	pit	lap	Sect-1	Speed	Sect-2	Speed	Sect-3	Speed	Topspeed	laptime	pit
1	50.921		48.897		40.011	199.6	114.4	2:19.829		6	46.393		50.100		Pit In		<u>161.9</u>	2:31.781	
2	44.483		48.395		40.836	198.2	149.3	2:13.714		7	Pit Out		47.946		39.774	198.9		4:14.351	
3	45.262		48.534		<u>39.229</u>	<u>200.4</u>	149.1	2:13.025		8	<u>43.816</u>		<u>47.082</u>		39.980	189.1	148.2	<u>2:10.878</u>	
4	45.263		47.461		39.908	190.8	141.7	2:12.632		9	44.987		54.019		45.140	170.6	131.5	2:24.146	
5	45.324		48.481		42.130	192.5	135.6	2:15.935		10									

9 Arnold Herreman									LDS F1										
lap	Sect-1	Speed	Sect-2	Speed	Sect-3	Speed	TopSpeed	laptime	pit	lap	Sect-1	Speed	Sect-2	Speed	Sect-3	Speed	Topspeed	laptime	pit
1	50.905		51.451		41.318	190.1	102.4	2:23.674		6	43.692		45.817		39.107	192.9	<u>165.3</u>	<u>2:08.616</u>	
2	44.973		47.884		41.350	191.2	142.6	2:14.207		7	43.636		46.562		39.462	<u>198.5</u>	138.3	2:09.660	

Historic Grand Prix 2022

Historic Grand Prix Cars Association

15 - 17 July 2022

Laps and Sector Times - Race 1

3	45.058	47.147	40.122	188.5	134.2	2:12.327	8	43.471	45.937	39.404	197.8	146.7	2:08.812
4	44.075	46.224	39.654	193.9	147.8	2:09.953	9	44.439	<u>45.800</u>	<u>38.653</u>	194.6	148.9	2:08.892
5	44.307	47.481	41.352	197.4	141.5	2:13.140	10	<u>43.142</u>	48.065	42.120	181.5	159.7	2:13.327

10 Will Nuthall								Cooper T53											
lap	Sect-1	Speed	Sect-2	Speed	Sect-3	Speed	TopSpeed	laptime	pit	lap	Sect-1	Speed	Sect-2	Speed	Sect-3	Speed	Topspeed	laptime	pit
1	41.739		40.398		34.038	222.2	150.5	1:56.175		7	39.088		40.497		<u>33.866</u>	222.7	178.2	1:53.451	
2	37.992		40.362		33.928	220.4	178.2	1:52.282		8	37.813		41.266		34.121	222.7	189.7	1:53.200	
3	37.860		40.447		33.898	221.3	170.5	1:52.205		9	<u>37.623</u>		40.637		35.005	220.0	<u>194.1</u>	1:53.265	
4	37.836		<u>40.224</u>		34.040	221.8	183.9	<u>1:52.100</u>		10	37.964		40.284		34.400	217.3	192.4	1:52.648	
5	37.646		40.339		34.977	220.4	186.8	1:52.962		11	38.209		40.756		33.945	221.8	186.5	1:52.910	
6	38.645		40.350		35.960	<u>224.5</u>	186.1	1:54.955		12									

12 Rüdiger Friedrichs								Cooper T53											
lap	Sect-1	Speed	Sect-2	Speed	Sect-3	Speed	TopSpeed	laptime	pit	lap	Sect-1	Speed	Sect-2	Speed	Sect-3	Speed	Topspeed	laptime	pit
1	42.170		41.247		35.023	224.1	152.8	1:58.440		7	38.717		41.721		35.594	222.7	170.2	1:56.032	
2	38.509		41.277		35.535	<u>226.9</u>	168.6	1:55.321		8	39.047		<u>40.806</u>		<u>34.898</u>	220.4	163.8	1:54.751	
3	39.092		41.419		35.058	224.5	163.8	1:55.569		9	<u>38.330</u>		41.909		35.253	225.0	169.4	1:55.492	
4	39.116		41.499		35.096	225.0	159.3	1:55.711		10	38.740		41.366		35.108	220.0	<u>177.7</u>	1:55.214	
5	38.562		40.916		34.904	220.0	159.3	<u>1:54.382</u>		11	38.830		41.346		43.696	118.4	161.6	2:03.872	
6	38.854		41.000		35.023	223.1	166.3	1:54.877		12									

15 Thomas Matzelberger								Cooper T45/51											
lap	Sect-1	Speed	Sect-2	Speed	Sect-3	Speed	TopSpeed	laptime	pit	lap	Sect-1	Speed	Sect-2	Speed	Sect-3	Speed	Topspeed	laptime	pit
1	46.434		45.295		37.015	<u>217.3</u>	125.9	2:08.744		7	41.245		43.708		<u>36.631</u>	212.6	172.6	<u>2:01.584</u>	
2	42.360		<u>43.452</u>		37.044	215.6	162.6	2:02.856		8	41.666		44.339		38.111	205.3	171.3	2:04.116	
3	42.017		43.802		36.903	210.5	153.9	2:02.722		9	42.025		44.953		37.951	204.5	173.7	2:04.929	
4	<u>41.081</u>		44.483		37.174	213.9	173.7	2:02.738		10	42.725		44.807		38.733	199.3	161.2	2:06.265	
5	41.299		43.925		36.815	210.5	174.8	2:02.039		11	47.899		48.180		41.443	166.7	162.1	2:17.522	
6	41.648		44.975		37.833	205.3	<u>176.8</u>	2:04.456		12									

17 Michael Gans								Cooper T79											
lap	Sect-1	Speed	Sect-2	Speed	Sect-3	Speed	TopSpeed	laptime	pit	lap	Sect-1	Speed	Sect-2	Speed	Sect-3	Speed	Topspeed	laptime	pit
1	43.931		40.899		34.883	<u>232.8</u>	128.8	1:59.713		7	39.944		43.467		34.759	230.8	163.3	1:58.170	
2	<u>37.658</u>		40.796		34.334	231.8	<u>180.6</u>	1:52.788		8	39.656		40.526		34.182	231.8	153.7	1:54.364	
3	38.040		40.092		<u>33.854</u>	230.8	164.1	<u>1:51.986</u>		9	39.795		41.018		34.471	231.8	158.3	1:55.284	
4	37.960		<u>39.990</u>		34.769	229.8	154.3	1:52.719		10	38.696		40.570		35.134	232.3	157.0	1:54.400	
5	37.952		40.006		34.782	223.6	157.9	1:52.740		11	38.574		40.756		42.165	102.2	172.9	2:01.495	
6	38.513		40.975		34.858	229.8	156.1	1:54.346		12									

19 Paul Grant								Cooper Bristol MkII											
lap	Sect-1	Speed	Sect-2	Speed	Sect-3	Speed	TopSpeed	laptime	pit	lap	Sect-1	Speed	Sect-2	Speed	Sect-3	Speed	Topspeed	laptime	pit
1	47.608		45.439		38.956	186.5	121.4	2:12.003		6	42.449		44.450		38.018	187.5	170.5	2:04.917	
2	42.592		46.143		39.582	<u>190.8</u>	<u>172.9</u>	2:08.317		7	42.730		45.459		38.382	185.6	161.9	2:06.571	
3	43.615		45.909		38.233	185.6	147.6	2:07.757		8	42.398		44.844		38.107	189.5	168.1	2:05.349	
4	42.333		44.348		38.419	185.2	171.0	2:05.100		9	<u>42.267</u>		44.581		<u>37.980</u>	188.8	169.4	<u>2:04.828</u>	
5	43.064		<u>44.020</u>		38.389	186.5	158.3	2:05.473		10	42.277		44.468		43.426	140.3	167.6	2:10.171	

20 Alex Morton								Lotus 21											
lap	Sect-1	Speed	Sect-2	Speed	Sect-3	Speed	TopSpeed	laptime	pit	lap	Sect-1	Speed	Sect-2	Speed	Sect-3	Speed	Topspeed	laptime	pit
1	47.712		44.517		37.294	204.2	115.5	2:09.523		7	<u>40.235</u>		42.658		36.747	201.1	159.7	<u>1:59.640</u>	
2	40.681		44.019		37.205	201.5	147.4	2:01.905		8	42.387		42.850		<u>36.012</u>	<u>212.2</u>	140.4	2:01.249	

Historic Grand Prix 2022

Historic Grand Prix Cars Association

15 - 17 July 2022

Laps and Sector Times - Race 1

3	40.474	43.648	37.066	200.7	159.0	2:01.188	9	40.245	<u>41.975</u>	38.241	193.9	<u>164.3</u>	2:00.461
4	40.559	43.283	37.380	198.2	150.3	2:01.222	10	41.682	42.877	37.349	191.8	140.4	2:01.908
5	40.905	43.005	36.383	201.5	160.4	2:00.293	11	41.989	55.520	45.705	162.9	162.3	2:23.214
6	40.589	43.028	36.828	201.1	158.3	2:00.445	12						

21 Ian Nuthall										Cooper Bristol MkII									
lap	Sect-1	Speed	Sect-2	Speed	Sect-3	Speed	TopSpeed	laptime	pit	lap	Sect-1	Speed	Sect-2	Speed	Sect-3	Speed	Topspeed	laptime	pit
1	47.643		45.476		39.384	<u>197.1</u>	120.6	2:12.503		6	43.426		44.690		38.115	190.5	150.7	2:06.231	
2	42.587		45.997		39.676	195.7	157.0	2:08.260		7	43.018		44.898		37.979	189.1	148.0	2:05.895	
3	43.640		45.205		<u>37.877</u>	193.5	140.3	2:06.722		8	42.844		44.864		38.322	192.2	159.0	2:06.030	
4	<u>42.435</u>		43.832		38.317	191.5	153.7	<u>2:04.584</u>		9	42.726		44.380		38.033	189.1	145.7	2:05.139	
5	43.007		44.326		38.027	191.5	152.8	2:05.360		10	42.568		<u>43.785</u>		43.659	136.0	<u>159.5</u>	2:10.012	

22 John Gillett										MG K3									
lap	Sect-1	Speed	Sect-2	Speed	Sect-3	Speed	TopSpeed	laptime	pit	lap	Sect-1	Speed	Sect-2	Speed	Sect-3	Speed	Topspeed	laptime	pit
1	56.247		59.215		51.163	134.3	103.6	2:46.625		5	58.067		59.370		52.605	129.8	<u>121.8</u>	2:50.042	
2	<u>54.873</u>		58.651		<u>49.951</u>	<u>137.1</u>	114.3	<u>2:43.475</u>		6	56.358		1:00.780		51.904	131.2	109.6	2:49.042	
3	58.950		1:04.519		51.292	136.9	116.6	2:54.761		7	56.601		1:01.263		52.390	133.3	116.4	2:50.254	
4	59.204		1:01.232		52.724	135.0	114.2	2:53.160		8	58.752		<u>58.365</u>		58.644	115.1	110.3	2:55.761	

24 Ingo Strolz										Cooper T51									
lap	Sect-1	Speed	Sect-2	Speed	Sect-3	Speed	TopSpeed	laptime	pit	lap	Sect-1	Speed	Sect-2	Speed	Sect-3	Speed	Topspeed	laptime	pit
1	<u>51.925</u>		52.623		Pit In		<u>91.1</u>	2:37.164		2	Pit Out		<u>49.364</u>		Pit In			15:09.035	

26 Luc Brandts										Talbot Lago T26									
lap	Sect-1	Speed	Sect-2	Speed	Sect-3	Speed	TopSpeed	laptime	pit	lap	Sect-1	Speed	Sect-2	Speed	Sect-3	Speed	Topspeed	laptime	pit
1	50.546		49.853		<u>41.497</u>	<u>187.5</u>	112.2	2:21.896		6	47.095		48.433		41.935	169.0	141.5	2:17.463	
2	46.066		49.362		42.944	187.2	153.7	2:18.372		7	46.793		49.183		42.537	162.2	143.2	2:18.513	
3	<u>45.620</u>		<u>48.018</u>		41.630	186.5	149.7	<u>2:15.268</u>		8	48.833		48.905		42.200	166.2	138.7	2:19.938	
4	45.816		48.308		42.321	176.2	<u>156.8</u>	2:16.445		9	47.181		49.721		46.898	116.0	146.7	2:23.800	
5	46.385		49.504		42.722	172.8	145.7	2:18.611		10									

32 Guy Plante										Cooper T23									
lap	Sect-1	Speed	Sect-2	Speed	Sect-3	Speed	TopSpeed	laptime	pit	lap	Sect-1	Speed	Sect-2	Speed	Sect-3	Speed	Topspeed	laptime	pit
1	49.157		46.746		40.641	<u>189.1</u>	120.9	2:16.544		6	44.684		46.813		39.609	185.2	148.0	2:11.106	
2	46.630		48.213		40.700	181.8	132.6	2:15.543		7	44.942		46.774		<u>38.727</u>	187.8	136.1	2:10.443	
3	46.782		47.499		40.055	184.6	138.0	2:14.336		8	<u>44.291</u>		<u>45.826</u>		39.378	186.5	138.8	<u>2:09.495</u>	
4	45.433		46.697		39.546	184.3	145.3	2:11.676		9	44.405		46.222		39.807	180.6	<u>152.4</u>	2:10.434	
5	45.434		46.975		39.819	185.9	140.6	2:12.228		10	44.906		48.584		41.556	170.3	152.2	2:15.046	

34 John Spiers										Maserati 250F									
lap	Sect-1	Speed	Sect-2	Speed	Sect-3	Speed	TopSpeed	laptime	pit	lap	Sect-1	Speed	Sect-2	Speed	Sect-3	Speed	Topspeed	laptime	pit
1	45.070		43.071		36.834	210.5	116.5	2:04.975		7	<u>40.402</u>		43.014		37.467	211.4	160.4	2:00.883	
2	40.805		<u>42.297</u>		36.567	210.9	156.3	1:59.669		8	40.455		43.178		36.754	<u>214.3</u>	166.6	2:00.387	
3	40.563		42.536		36.530	212.2	158.1	<u>1:59.629</u>		9	41.096		42.940		37.321	210.5	160.4	2:01.357	
4	40.650		42.684		<u>36.402</u>	211.8	156.1	1:59.736		10	40.579		42.445		36.818	213.9	159.3	1:59.842	
5	41.209		42.302		36.513	211.4	155.9	2:00.024		11	41.627		49.942		41.383	167.4	<u>167.3</u>	2:12.952	
6	41.162		42.464		36.545	213.0	160.4	2:00.171		12									

36 Erik Staes										Cooper Bristol MkII									
lap	Sect-1	Speed	Sect-2	Speed	Sect-3	Speed	TopSpeed	laptime	pit	lap	Sect-1	Speed	Sect-2	Speed	Sect-3	Speed	Topspeed	laptime	pit
1	50.451		47.068		40.339	187.8	114.3	2:17.858		6	44.746		47.952		38.835	185.6	138.3	2:11.533	
2	45.963		48.563		40.342	184.6	146.1	2:14.868		7	44.085		46.847		<u>38.818</u>	186.5	147.4	<u>2:09.750</u>	

Historic Grand Prix 2022

Historic Grand Prix Cars Association

15 - 17 July 2022

Laps and Sector Times - Race 1

3	46.756	47.884	39.782	186.9	136.7	2:14.422	8	<u>43.976</u>	46.381	40.027	187.5	142.8	2:10.384
4	45.385	47.312	39.129	184.6	146.7	2:11.826	9	44.085	<u>46.120</u>	39.753	<u>189.5</u>	<u>159.0</u>	2:09.958
5	45.395	47.001	40.261	183.7	148.2	2:12.657	10	44.124	49.185	41.327	183.1	151.5	2:14.636

37 Eddy Perk								Heron F1											
lap	Sect-1	Speed	Sect-2	Speed	Sect-3	Speed	TopSpeed	laptime	pit	lap	Sect-1	Speed	Sect-2	Speed	Sect-3	Speed	Topspeed	laptime	pit
1	48.044		43.775		38.070	<u>200.0</u>	116.4	2:09.889		7	<u>40.436</u>		<u>42.068</u>		<u>36.319</u>	195.7	173.4	<u>1:58.823</u>	
2	42.290		43.544		37.645	199.6	155.9	2:03.479		8	40.645		42.962		36.949	198.9	161.4	2:00.556	
3	41.362		43.576		37.095	196.0	154.3	2:02.033		9	41.652		43.326		36.874	194.6	157.9	2:01.852	
4	41.084		43.435		36.868	193.9	163.3	2:01.387		10	42.366		44.184		36.909	193.2	156.8	2:03.459	
5	40.843		42.791		37.057	194.6	160.9	2:00.691		11	42.618		52.519		46.025	168.0	<u>187.1</u>	2:21.162	
6	41.790		42.198		36.588	198.5	160.4	2:00.576		12									

38 Richard Wilson								Ferrari 246 Dino											
lap	Sect-1	Speed	Sect-2	Speed	Sect-3	Speed	TopSpeed	laptime	pit	lap	Sect-1	Speed	Sect-2	Speed	Sect-3	Speed	Topspeed	laptime	pit
1	46.689		43.913		37.299	206.5	118.0	2:07.901		7	41.390		42.447		36.281	200.4	151.3	2:00.118	
2	40.690		42.849		36.625	204.5	164.1	2:00.164		8	<u>40.530</u>		<u>41.937</u>		36.546	204.2	156.3	1:59.013	
3	41.627		43.073		36.675	205.3	151.8	2:01.375		9	40.650		42.387		35.856	205.3	160.2	<u>1:58.893</u>	
4	40.851		42.704		36.383	206.1	156.8	1:59.938		10	40.855		42.277		<u>35.808</u>	207.3	<u>169.9</u>	1:58.940	
5	40.816		42.981		36.993	202.2	160.7	2:00.790		11	41.858		55.324		48.386	138.5	<u>169.9</u>	2:25.568	
6	42.153		43.177		36.554	<u>208.1</u>	144.7	2:01.884		12									

40 Stephan Jöbstl								Lotus 24											
lap	Sect-1	Speed	Sect-2	Speed	Sect-3	Speed	TopSpeed	laptime	pit	lap	Sect-1	Speed	Sect-2	Speed	Sect-3	Speed	Topspeed	laptime	pit
1	45.436		43.801		36.950	207.7	134.9	2:06.187		7	42.112		43.123		37.121	195.7	161.2	2:02.356	
2	40.608		43.702		36.853	203.8	<u>182.1</u>	2:01.163		8	41.656		<u>41.876</u>		<u>36.075</u>	206.1	148.0	<u>1:59.607</u>	
3	41.129		42.940		36.554	207.3	172.6	2:00.623		9	<u>39.879</u>		43.028		37.354	203.8	171.0	2:00.261	
4	41.027		43.030		36.160	206.1	163.1	2:00.217		10	52.292		42.652		36.108	203.4	175.4	2:11.052	
5	40.725		42.947		36.539	204.9	167.3	2:00.211		11	41.582		51.107		45.765	167.4	166.6	2:18.454	
6	42.107		43.127		36.586	<u>210.1</u>	168.6	2:01.820		12									

42 James Willis								Cooper T45											
lap	Sect-1	Speed	Sect-2	Speed	Sect-3	Speed	TopSpeed	laptime	pit	lap	Sect-1	Speed	Sect-2	Speed	Sect-3	Speed	Topspeed	laptime	pit
1	46.899		45.589		38.658	199.3	130.9	2:11.146		6	41.966		44.058		37.838	197.8	157.0	2:03.862	
2	41.820		44.561		38.483	196.7	152.6	2:04.864		7	41.497		44.114		37.416	199.3	163.8	2:03.027	
3	41.984		45.269		38.014	195.7	147.8	2:05.267		8	41.149		44.485		<u>36.777</u>	<u>205.7</u>	167.6	<u>2:02.411</u>	
4	41.734		<u>43.951</u>		38.783	194.9	151.3	2:04.468		9	41.410		45.086		36.800	204.5	<u>169.4</u>	2:03.296	
5	41.497		44.571		38.119	197.8	149.5	2:04.187		10	<u>40.916</u>		44.436		38.070	199.3	165.0	2:03.422	

43 Cliff Gray								Cooper T43											
lap	Sect-1	Speed	Sect-2	Speed	Sect-3	Speed	TopSpeed	laptime	pit	lap	Sect-1	Speed	Sect-2	Speed	Sect-3	Speed	Topspeed	laptime	pit
1	49.368		47.817		39.883	<u>188.5</u>	120.7	2:17.068		5	43.697		47.396		40.025	180.6	154.3	2:11.118	
2	45.589		48.790		40.629	184.3	143.0	2:15.008		6	43.462		46.573		39.596	182.7	<u>160.7</u>	2:09.631	
3	44.542		46.423		39.369	181.8	150.5	2:10.334		7	43.567		<u>46.342</u>		40.187	181.8	155.9	2:10.096	
4	<u>43.397</u>		46.486		<u>39.272</u>	183.7	148.7	<u>2:09.155</u>		8	43.914		47.188		39.945	184.3	157.7	2:11.047	

44 Klaus Bergs								Lotus 18											
lap	Sect-1	Speed	Sect-2	Speed	Sect-3	Speed	TopSpeed	laptime	pit	lap	Sect-1	Speed	Sect-2	Speed	Sect-3	Speed	Topspeed	laptime	pit
1	50.770		48.041		40.423	184.9	118.2	2:19.234		6	43.847		47.663		<u>38.958</u>	188.2	157.9	2:10.468	
2	44.968		48.189		41.144	186.9	152.2	2:14.301		7	44.129		46.527		39.143	<u>190.5</u>	146.9	2:09.799	
3	46.828		48.143		40.186	184.0	146.9	2:15.157		8	43.691		<u>46.281</u>		39.078	189.5	155.4	<u>2:09.050</u>	
4	44.840		47.955		39.622	183.4	151.1	2:12.417		9	43.967		46.416		38.991	188.8	<u>165.8</u>	2:09.374	

Historic Grand Prix 2022

Historic Grand Prix Cars Association
Laps and Sector Times - Race 1

15 - 17 July 2022

5	44.504	47.409	39.443	188.8	150.3	2:11.356	10	<u>43.140</u>	47.068	39.698	183.7	159.3	2:09.906
---	--------	--------	--------	-------	-------	----------	----	---------------	--------	--------	-------	-------	----------

45 Hans Ciers								Cooper T45											
lap	Sect-1	Speed	Sect-2	Speed	Sect-3	Speed	TopSpeed	laptime	pit	lap	Sect-1	Speed	Sect-2	Speed	Sect-3	Speed	Topspeed	laptime	pit
1	52.136		52.032		42.124	<u>176.5</u>	98.8	2:26.292		6	47.453		51.673		43.621	165.1	134.1	2:22.747	
2	47.957		48.865		42.318	173.1	135.7	2:19.140		7	49.310		48.434		<u>41.360</u>	173.6	126.2	2:19.104	
3	46.722		49.436		41.967	170.6	129.5	<u>2:18.125</u>		8	46.747		51.144		42.209	168.8	134.2	2:20.100	
4	47.029		<u>48.195</u>		43.508	156.7	126.5	2:18.732		9	<u>46.493</u>		49.137		45.730	147.9	<u>139.2</u>	2:21.360	
5	47.654		50.245		42.544	170.3	134.1	2:20.443		10									

49 Andrew Beaumont								Lotus 18											
lap	Sect-1	Speed	Sect-2	Speed	Sect-3	Speed	TopSpeed	laptime	pit	lap	Sect-1	Speed	Sect-2	Speed	Sect-3	Speed	Topspeed	laptime	pit
1	43.947		41.046		36.038	<u>226.4</u>	127.5	2:01.031		7	40.231		41.280		35.863	221.3	164.5	1:57.374	
2	39.631		41.607		36.101	220.0	153.5	1:57.339		8	39.625		41.775		37.442	215.6	154.1	1:58.842	
3	39.521		41.372		35.727	222.2	169.1	1:56.620		9	39.525		41.963		<u>34.513</u>	225.9	157.9	1:56.001	
4	40.009		41.001		35.492	223.6	158.6	1:56.502		10	39.007		40.972		35.149	223.6	163.6	<u>1:55.128</u>	
5	39.960		40.937		35.247	221.8	156.3	1:56.144		11	<u>38.936</u>		<u>40.770</u>		42.523	145.0	<u>173.4</u>	2:02.229	
6	39.346		41.270		34.838	225.5	155.0	1:55.454		12									

50 Philipp Buhofer								BRM P261-2											
lap	Sect-1	Speed	Sect-2	Speed	Sect-3	Speed	TopSpeed	laptime	pit	lap	Sect-1	Speed	Sect-2	Speed	Sect-3	Speed	Topspeed	laptime	pit
1	45.432		43.047		36.883	197.1	120.5	2:05.362		7	40.384		42.947		37.485	<u>207.7</u>	156.3	2:00.816	
2	40.863		42.328		36.710	202.6	152.2	1:59.901		8	40.421		43.559		35.718	206.5	159.3	1:59.698	
3	40.323		42.666		36.574	198.2	156.8	1:59.563		9	<u>38.935</u>		41.501		<u>34.970</u>	207.3	178.8	<u>1:55.406</u>	
4	40.884		43.544		36.498	203.8	146.1	2:00.926		10	39.381		<u>41.376</u>		36.513	201.9	173.7	1:57.270	
5	40.228		42.839		35.831	<u>207.7</u>	165.5	1:58.898		11	39.128		44.500		38.620	189.8	<u>191.3</u>	2:02.248	
6	40.755		42.882		36.158	205.3	164.5	1:59.795		12									

63 Michel Kuiper								Brabham BT 4											
lap	Sect-1	Speed	Sect-2	Speed	Sect-3	Speed	TopSpeed	laptime	pit	lap	Sect-1	Speed	Sect-2	Speed	Sect-3	Speed	Topspeed	laptime	pit
1	55.513		42.615		35.816	217.3	152.0	2:13.944		7	39.546		41.643		34.890	218.2	<u>174.8</u>	1:56.079	
2	39.277		42.301		35.715	216.4	161.9	1:57.293		8	39.235		41.404		35.258	219.1	168.4	1:55.897	
3	39.565		42.112		35.746	218.2	160.4	1:57.423		9	39.726		42.081		35.743	217.3	157.9	1:57.550	
4	<u>38.888</u>		42.653		35.514	214.3	173.4	1:57.055		10	39.610		42.169		35.532	<u>221.3</u>	174.5	1:57.311	
5	39.600		<u>41.085</u>		<u>34.466</u>	220.0	160.9	<u>1:55.151</u>		11	39.165		43.302		43.960	143.4	163.1	2:06.427	
6	39.252		41.797		34.784	219.5	170.7	1:55.833		12									

66 Sid Hoole								Cooper T66 F1											
lap	Sect-1	Speed	Sect-2	Speed	Sect-3	Speed	TopSpeed	laptime	pit	lap	Sect-1	Speed	Sect-2	Speed	Sect-3	Speed	Topspeed	laptime	pit
1	46.777		42.759		37.497	202.6	123.7	2:07.033		7	42.342		42.638		37.539	197.1	149.3	2:02.519	
2	41.100		43.018		36.700	203.0	153.9	2:00.818		8	42.295		42.694		36.570	<u>209.3</u>	146.5	2:01.559	
3	41.430		<u>42.276</u>		37.180	204.9	147.4	2:00.886		9	42.187		42.716		36.547	206.9	149.9	2:01.450	
4	<u>40.600</u>		42.723		36.984	197.8	159.7	<u>2:00.307</u>		10	42.392		42.683		<u>36.323</u>	206.9	145.7	2:01.398	
5	41.254		43.058		37.405	203.0	160.2	2:01.717		11	41.104		55.321		45.714	157.7	<u>177.1</u>	2:22.139	
6	42.039		42.593		37.217	201.5	155.9	2:01.849		12									

72 Tom De Gres								Brabham BT14											
lap	Sect-1	Speed	Sect-2	Speed	Sect-3	Speed	TopSpeed	laptime	pit	lap	Sect-1	Speed	Sect-2	Speed	Sect-3	Speed	Topspeed	laptime	pit
1	47.917		46.177		38.460	198.9	115.6	2:12.554		6	42.526		45.003		37.228	<u>204.9</u>	152.4	<u>2:04.757</u>	
2	43.764		45.380		39.332	187.5	145.9	2:08.476		7	42.707		44.807		37.529	201.5	153.2	2:05.043	
3	44.203		46.020		38.378	203.8	129.8	2:08.601		8	42.508		45.696		38.408	195.7	<u>160.9</u>	2:06.612	
4	42.812		44.536		38.068	200.0	148.9	2:05.416		9	42.890		44.641		37.864	198.5	154.8	2:05.395	

Historic Grand Prix 2022

Historic Grand Prix Cars Association
Laps and Sector Times - Race 1

15 - 17 July 2022

5	43.245	44.702	<u>37.170</u>	204.9	141.7	2:05.117	10	<u>42.413</u>	<u>44.329</u>	44.066	137.2	148.2	2:10.808
---	--------	--------	---------------	-------	-------	----------	----	---------------	---------------	--------	-------	-------	----------

87 Tony Lees										Cooper T53									
lap	Sect-1	Speed	Sect-2	Speed	Sect-3	Speed	TopSpeed	laptime	pit	lap	Sect-1	Speed	Sect-2	Speed	Sect-3	Speed	Topspeed	laptime	pit
1	46.049		45.155		37.604	<u>222.2</u>	127.9	2:08.808		6	41.685		<u>42.476</u>		36.329	219.5	168.4	2:00.490	
2	41.935		43.627		37.053	221.3	168.1	2:02.615		7	40.647		42.492		36.240	220.9	175.9	<u>1:59.379</u>	
3	41.860		43.705		37.436	220.4	169.4	2:03.001		8	40.665		42.568		36.433	<u>222.2</u>	171.0	1:59.666	
4	40.777		43.342		36.757	219.5	167.3	2:00.876		9	40.990		42.977		36.396	220.4	166.8	2:00.363	
5	<u>40.620</u>		43.053		<u>36.169</u>	221.8	<u>179.4</u>	1:59.842		10									

91 Chris Drake										Cooper T71/73									
lap	Sect-1	Speed	Sect-2	Speed	Sect-3	Speed	TopSpeed	laptime	pit	lap	Sect-1	Speed	Sect-2	Speed	Sect-3	Speed	Topspeed	laptime	pit
1	47.205		43.217		35.952	211.8	120.2	2:06.374		7	<u>39.379</u>		43.458		35.754	209.3	165.5	1:58.591	
2	41.017		42.724		35.538	212.6	154.1	1:59.279		8	39.831		42.365		35.928	211.4	153.9	1:58.124	
3	41.096		42.311		35.820	<u>213.4</u>	152.2	1:59.227		9	40.570		42.295		<u>35.185</u>	207.3	162.8	1:58.050	
4	40.857		42.824		36.298	204.5	152.2	1:59.979		10	39.980		42.786		37.346	201.5	163.8	2:00.112	
5	40.970		42.557		35.955	208.5	153.5	1:59.482		11	39.877		43.969		38.670	185.6	<u>167.1</u>	2:02.516	
6	40.322		<u>41.766</u>		35.602	210.5	154.3	<u>1:57.690</u>		12									

92 Stephen Banham										Cooper T45									
lap	Sect-1	Speed	Sect-2	Speed	Sect-3	Speed	TopSpeed	laptime	pit	lap	Sect-1	Speed	Sect-2	Speed	Sect-3	Speed	Topspeed	laptime	pit
1	53.465		52.707		43.561	173.6	98.9	2:29.733		6	<u>49.193</u>		54.554		43.537	169.3	131.8	2:27.284	
2	56.758		52.824		45.102	166.7	<u>144.0</u>	2:34.684		7	49.963		53.229		<u>43.489</u>	160.2	127.6	2:26.681	
3	50.916		52.413		45.669	168.2	127.8	2:28.998		8	49.774		<u>51.757</u>		43.517	143.2	133.4	<u>2:25.048</u>	
4	51.328		52.963		45.378	170.3	129.3	2:29.669		9	52.157		55.803		46.851	145.2	116.9	2:34.811	
5	50.369		52.448		44.182	<u>175.0</u>	128.2	2:26.999		10									

248 Klaus Lehr										Maserati 250F									
lap	Sect-1	Speed	Sect-2	Speed	Sect-3	Speed	TopSpeed	laptime	pit	lap	Sect-1	Speed	Sect-2	Speed	Sect-3	Speed	Topspeed	laptime	pit
1	46.934		46.391		38.882	208.1	118.6	2:12.207		6	42.742		44.584		37.518	209.3	147.8	2:04.844	
2	43.011		46.230		39.720	203.8	160.4	2:08.961		7	43.661		45.903		37.313	208.9	145.5	2:06.877	
3	43.580		47.208		38.411	209.3	149.3	2:09.199		8	42.667		44.898		37.797	<u>213.0</u>	153.2	2:05.362	
4	42.803		44.821		37.606	208.5	148.9	2:05.230		9	<u>42.346</u>		44.680		37.147	208.5	<u>165.0</u>	<u>2:04.173</u>	
5	43.299		44.837		<u>36.982</u>	210.1	143.2	2:05.118		10	43.040		<u>44.393</u>		43.851	139.9	152.0	2:11.284	

Historic Grand Prix 2022

Historic Grand Prix Cars Association Positions for each lap - Race 1

15 - 17 July 2022

Positions for each lap

Pos	Nr.	Name	1	2	3	4	5	6	7	8	9	10	11
1	10	Will Nuthall	10	10	10	10	10	10	10	10	10	10	10
2	17	Michael Gans	12	17	17	17	17	17	17	17	17	17	17
3	12	Rüdiger Friedrichs	17	12	12	12	12	12	12	12	12	12	12
4	49	Andrew Beaumont	4	49	49	49	49	49	49	49	49	49	49
5	4	Andy Middlehurst	49	4	4	4	4	4	4	4	4	4	4
6	63	Michel Kuiper	34	34	34	34	63	63	63	63	63	63	63
7	91	Chris Drake	50	50	91	63	34	91	91	91	91	91	91
8	50	Phillipp Buhofer	91	91	50	91	91	34	34	50	50	50	50
9	34	John Spiers	66	66	63	50	50	50	50	34	34	34	34
10	38	Richard Wilson	38	38	66	66	66	66	38	38	38	38	38
11	66	Sid Hoole	40	63	38	38	38	38	66	40	40	20	66
12	20	Alex Morton	37	40	40	40	40	40	40	66	20	66	20
13	37	Eddy Perk	20	20	20	20	20	20	20	20	66	37	37
14	40	Stephan Jöbstl	15	37	37	37	37	37	37	37	87	40	40
15	15	Thomas Matzelberger	87	15	15	87	87	87	87	87	37	15	15
16	2	Rod Jolley	63	87	87	15	15	15	15	15	15	2	
17	42	James Willis	42	42	42	42	42	2	2	2	2	42	
18	21	Ian Nuthall	248	248	2	2	2	42	42	42	42	21	
19	19	Paul Grant	21	21	21	21	21	21	21	21	21	19	
20	248	Klaus Lehr	72	19	19	19	19	19	72	19	248	248	
21	72	Tom De Gres	19	2	248	248	248	248	19	72	19	72	
22	7	Nick Topliss	1	72	72	72	72	72	248	248	72	7	
23	1	John Romano	7	1	1	1	1	7	7	7	7	1	
24	44	Klaus Bergs	2	7	7	7	7	1	1	1	1	44	
25	9	Arnold Herreman	32	32	43	43	43	43	43	43	44	9	
26	32	Guy Plante	36	36	32	32	32	6	32	32	32	32	
27	36	Erik Staes	43	43	36	36	6	32	36	44	9	36	
28	6	John Emery	44	44	8	6	36	36	44	36	36	6	
29	87	Tony Lees	8	8	6	8	44	44	9	9	6		
30	26	Luc Brandts	26	6	44	44	8	9	6	6	26		
31	45	Hans Ciers	6	9	9	9	9	8	26	26	45		
32	92	Stephen Banham	9	26	26	26	26	26	45	45	92		
33	8	Anthony Ditheridge	45	45	45	45	45	45	92	92	8		
34	43	Cliff Gray	92	92	92	92	92	92	8	8			
35	22	John Gillett	24	22	22	22	22	22	22	22			
36	24	Ingo Strolz	22	24									

Historic Grand Prix 2022

Heat name : Historic Grand Prix Cars Association - Race 1
 Heat Date : 16 July 2022
 Track name : - 4259 mtr.

Participants Started	: 36	Participants Classified	: 36
Participants Finished	: 33	Participants Not Classified	: 1
Participants Not Finished	: 3		

Green flag at	: 09:54:06	Heat recording start time	: 09:41:41
Finish flag waved at	: 10:14:53	Heat recording end time	: 10:21:09
Total time under Green	: 20:47	Total of All Laps in Heat	: 358
Number of cautions	: 1	Total time under Yellow	: 00:02:25
Number of code-60's	: 0	Total time under Code-60	: 00:00:00

Cautions/Code-60 history during the heat

#	Start time	End time	Duration	Comment
1	9:54:06	10:14:53	20:47	
2	10:14:54	10:17:19	2:25	
3	10:17:19	849	-2:26.029	

Summary of winners per class

Nbr	Name / Team name	Car	Cls	Fastest Laptime	In	Avg. Speed	Laps	Race Time
10	Will Nuthall	Cooper T53	7b	1:52.100	4	135.16	11	20:47.739
17	Michael Gans	Cooper T79	12	1:51.986	3	132.77	11	21:10.278
91	Chris Drake	Cooper T71/73	10b	1:57.690	6	127.55	11	22:02.193
50	Philipp Buhofer	BRM P261-2	11	1:55.406	9	127.48	11	22:02.993
34	John Spiers	Maserati 250F	6	1:59.629	3	125.62	11	22:22.569
38	Richard Wilson	Ferrari 246 Dino	8	1:58.893	9	124.17	11	22:38.225
20	Alex Morton	Lotus 21	10a	1:59.640	7	123.52	11	22:45.338
42	James Willis	Cooper T45	9	2:02.411	8	122.41	10	20:52.459
21	Ian Nuthall	Cooper Bristol MkII	5	2:04.584	4	119.90	10	21:18.667
26	Luc Brandts	Talbot Lago T26	2	2:15.268	3	109.39	9	21:01.385
45	Hans Ciers	Cooper T45	7c	2:18.125	3	108.00	9	21:17.648
22	John Gillett	MG K3	1	2:43.475	2	89.12	8	22:56.282

Leader history during the Heat

#	Nbr	Lap	to Lap	Name	Car
1	10	1	11	Will Nuthall	Cooper T53

Best Lap time history during the Heat

#	Nbr	lap time	in lap	Name	Car	time of day
1	10	1:52.282	2	Will Nuthall	Cooper T53	09:57:56
2	10	1:52.205	3	Will Nuthall	Cooper T53	09:59:48
3	17	1:51.986	3	Michael Gans	Cooper T79	09:59:52

Summary of best laptimes per class

Nbr	Name / Team name	Car	Cls	Fastest Laptime	In	Speed
22	John Gillett	MG K3	1	2:43.475	2	93.79
26	Luc Brandts	Talbot Lago T26	2	2:15.268	3	113.35
21	Ian Nuthall	Cooper Bristol MkII	5	2:04.584	4	123.07
34	John Spiers	Maserati 250F	6	1:59.629	3	128.17
38	Richard Wilson	Ferrari 246 Dino	8	1:58.893	9	128.96
10	Will Nuthall	Cooper T53	7b	1:52.100	4	136.77

Historic Grand Prix 2022

Summary of best laptimes per class

Nbr	Name / Team name	Car	Cls	Fastest Laptime	In	Speed
43	Cliff Gray	Cooper T43	7c	2:09.155	4	118.71
42	James Willis	Cooper T45	9	2:02.411	8	125.25
37	Eddy Perk	Heron F1	10a	1:58.823	7	129.04
91	Chris Drake	Cooper T71/73	10b	1:57.690	6	130.28
50	Philipp Buhofer	BRM P261-2	11	1:55.406	9	132.86
17	Michael Gans	Cooper T79	12	1:51.986	3	136.91

Summary of number of laps in the lead

#	Nbr	Name	Car	# Laps in the lead
1	10	Will Nuthall	Cooper	11

Historic Grand Prix 2022

15 - 17 July 2022

Historic Grand Prix Cars Association
Final starting grid Race 2

Start Time : 13:50 - Heat Duration : 25 Minutes

Pos	Nbr	Name	time
-----	-----	------	------

Pos	Nbr	Name	time
-----	-----	------	------

----- STARTLINE ----- Pole Right -----

2	17	Michael Gans	
4	49	Andrew Beaumont	
6	63	Michel Kuiper	
8	50	Philipp Buhof er	
10	38	Richard Wilson	
12	20	Alex Morton	
14	40	Stephan Jöbstl	
16	2	Rod Jolley	
18	21	I an Nuthall	
20	248	Klaus Lehr	
22	1	John Romano	
24	9	Arnold Herreman	
26	36	Erik St aes	
28	87	Tony Lees	
30	45	Hans Ciers	
32	8	Anthony Dit heridge	
34	22	John Gillet t	
36	55	James Hagan	

Row 1

Row 2

Row 3

Row 4

Row 5

Row 6

Row 7

Row 8

Row 9

Row 10

Row 11

Row 12

Row 13

Row 14


Row 15

Row 16

Row 17

Row 18

1	10	Will Nuthall	
3	12	Rüdiger Friedrichs	
5	4	Andy Middlehurst	
7	91	Chris Drake	
9	34	John Spiers	
11	66	Sid Hoole	
13	37	Eddy Perk	
15	15	Thomas Mat zelberger	
17	42	James Willis	
19	19	Paul Grant	
21	7	Nick Topliss	
23	44	Klaus Bergs	
25	32	Guy Plante	
27	6	John Emery	
29	26	Luc Brandts	
31	92	Stephen Banham	
33	43	Cliff Gray	
35	24	Ingo Strolz	

Results: www.getraceresults.com			Timekeeping by : Time Service BV - The Netherlands	Publication-time
Steward Chairman	Steward 1	Steward 2		
John Raven (KNAF 3865)	Luc Gommers (KNAF 4440)	John Timmers (KNAF 42707)		
Page 1 of 1				

Historic Grand Prix 2022

Historic Grand Prix Cars Association
Final result Race 2

15 - 17 July 2022


Pos	Nbr	Name / Team name	Car	Cls	PIC	Gap	Total time	Fastest	In	Avg. Speed
1	12	Rüdiger Friedrichs Team Rüdiger Friedrichs	Cooper T53	7b	1	-- 12 laps --	25:29.077	1:55.411	8	120.32
2	63	Michel Kuiper Branham	Brabham BT 4	12	1	1.177	25:30.254	1:55.284	11	120.23
3	4	Andy Middlehurst Team Andy Middlehurst	Lotus 18	7b	2	1.374	25:30.451	1:55.124	11	120.21
4	91	Chris Drake Team Chris Drake	Cooper T71/73	10b	1	13.034	25:42.111	1:56.712	7	119.30
5	49	Andrew Beaumont Classic Team Lotus	Lotus 18	12	2	30.486	25:59.563	1:56.050	8	117.97
6	20	Alex Morton Team Alex Morton	Lotus 21	10a	1	40.367	26:09.444	1:58.893	7	117.23
7	66	Sid Hoole Team Sid Hoole	Cooper T66 F1	11	1	49.141	26:18.218	1:59.623	5	116.58
8	38	Richard Wilson Team Richard Wilson	Ferrari 246 Dino	8	1	50.542	26:19.619	2:00.535	8	116.47
9	34	John Spiers Team John Spiers	Maserati 250F	6	1	58.137	26:27.214	2:01.564	8	115.91
10	42	James Willis Team James Willis	Cooper T45	9	1	1:04.888	26:33.965	2:02.490	6	115.42
11	2	Rod Jolley Team Rod Jolley	Lister Jaguar Monza GP	8	2	1:07.464	26:36.541	2:02.416	6	115.24
12	37	Eddy Perk Team Eddy Perk	Heron F1	10a	2	1:08.154	26:37.231	2:02.444	7	115.19
13	87	Tony Lees Team Tony Lees	Cooper T53	7b	3	1:15.964	26:45.041	2:02.327	12	114.63
14	7	Nick Topliss Team Nick Topliss	Cooper T53 Low Line	12	3	1:26.546	26:55.623	2:03.867	11	113.88
15	248	Klaus Lehr Team Klaus Lehr	Maserati 250F	6	2	1:32.056	27:01.133	2:05.263	9	113.49
16	21	Ian Nuthall Team Ian Nuthall	Cooper Bristol MkII	5	1	1:32.967	27:02.044	2:05.022	9	113.43
17	19	Paul Grant Team Paul Grant	Cooper Bristol MkII	5	2	1:37.349	27:06.426	2:05.845	8	113.12
18	44	Klaus Bergs Team Klaus Bergs	Lotus 18	10a	3	1:52.170	27:21.247	2:06.860	12	112.10
19	32	Guy Plante Team Guy Plante	Cooper T23	5	3	1:54.406	27:23.483	2:07.062	10	111.95
20	1	John Romano Team John Romano	Brabham BT11	11	2	1:54.592	27:23.669	2:06.168	9	111.93
21	36	Erik Staes Team Erik Staes	Cooper Bristol MkII	5	4	1:58.221	27:27.298	2:07.832	12	111.69
22	8	Anthony Ditheridge Team Anthony Ditheridge	Cooper T45	9	2	-- 11 laps --	25:39.246	2:08.645	5	109.57
23	43	Cliff Gray Team Cliff Gray	Cooper T43	7c	1	2.219	25:41.465	2:09.723	5	109.41

Fastest time : 1:55.124 in lap 11 by nbr. 4: Andy Middlehurst (Lotus)

Publication-time

Results: www.getraceresults.com

Timekeeping by : Time Service BV - The Netherlands

Steward Chairman	Steward 1	Steward 2	
John Raven (KNAF 3865)	Luc Gommers (KNAF 4440)	John Timmers (KNAF 42707)	
Page 1 of 2			

Historic Grand Prix 2022

Historic Grand Prix Cars Association
Final result Race 2

15 - 17 July 2022

Pos	Nbr	Name / Team name	Car	Cls	PIC	Gap	Total time	Fastest	In	Avg. Speed
24	6	John Emery Team John Emery	Brabham BT4	12	4	38.118	26:17.364	2:11.873	5	106.92
25	26	Luc Brandts Team Luc Brandts	Talbot Lago T26	2	1	1:00.185	26:39.431	2:16.629	6	105.44
26	45	Hans Ciers Team Hans Ciers	Cooper T45	7c	2	1:30.222	27:09.468	2:20.894	6	103.50
27	92	Stephen Banham Team Stephen Banham	Cooper T45	7c	3	1:35.143	27:14.389	2:22.341	7	103.19
28	22	John Gillett Team John Gillett	MG K3	1	1	-- 9 laps --	26:01.053	2:48.246	4	88.39
29	9	Arnold Herreman Team Arnold Herreman	LDS F1	10a	4	-- 8 laps --	19:30.474	2:15.136	6	104.79
30	15	Thomas Matzelberger Team Thomas Matzelberger	Cooper T45/51	7b	4	-- 1 laps --	2:11.015			117.02
31	24	Ingo Strolz Team Ingo Strolz	Cooper T51	7b	5					


Car 6 10 sec penalty - overtaking behind Safety Car

Fastest time : 1:55.124 in lap 11 by nbr. 4: Andy Middlehurst (Lotus)

Publication-time

Results: www.getraceresults.com

Timekeeping by : Time Service BV - The Netherlands

Steward Chairman	Steward 1	Steward 2	
John Raven (KNAF 3865)	Luc Gommers (KNAF 4440)	John Timmers (KNAF 42707)	
Page 2 of 2			

Historic Grand Prix 2022

Historic Grand Prix Cars Association

15 - 17 July 2022

Result Race 2

Class 1 - 925 - 1934 Grand Prix cars running on 18" or 19" wheels

Pos	Nbr	Name / Team name	Car	Gap	Diff	Total time	Fastest	In
1	22	John Gillett Team John Gillett	MG K3	-- 9 laps --		26:01.053	2:48.246	4

Class 2 - 1935 - 1951 Grand Prix cars running on 18" or 19" wheels

Pos	Nbr	Name / Team name	Car	Gap	Diff	Total time	Fastest	In
1	26	Luc Brandts Team Luc Brandts	Talbot Lago T26	-- 11 laps --		26:39.431	2:16.629	6

Class 5 - 1952/53 2 litre Grand Prix cars

Pos	Nbr	Name / Team name	Car	Gap	Diff	Total time	Fastest	In
1	21	Ian Nuthall Team Ian Nuthall	Cooper Bristol MkII	-- 12 laps --		27:02.044	2:05.022	9
2	19	Paul Grant Team Paul Grant	Cooper Bristol MkII	4.382	4.382	27:06.426	2:05.845	8
3	32	Guy Plante Team Guy Plante	Cooper T23	21.439	17.057	27:23.483	2:07.062	10
4	36	Erik Staes Team Erik Staes	Cooper Bristol MkII	25.254	3.815	27:27.298	2:07.832	12

Class 6 - 1954 -1958 Grand Prix cars on 16" wheels

Pos	Nbr	Name / Team name	Car	Gap	Diff	Total time	Fastest	In
1	34	John Spiers Team John Spiers	Maserati 250F	-- 12 laps --		26:27.214	2:01.564	8
2	248	Klaus Lehr Team Klaus Lehr	Maserati 250F	33.919	33.919	27:01.133	2:05.263	9

Class 8 - Formula Libre, Indianapolis and Intercontinental cars

Pos	Nbr	Name / Team name	Car	Gap	Diff	Total time	Fastest	In
1	38	Richard Wilson Team Richard Wilson	Ferrari 246 Dino	-- 12 laps --		26:19.619	2:00.535	8
2	2	Rod Jolley Team Rod Jolley	Lister Jaguar Monza GP	16.922	16.922	26:36.541	2:02.416	6

Class 7b - Pre 1961 Grand Prix cars on 15" wheels


Pos	Nbr	Name / Team name	Car	Gap	Diff	Total time	Fastest	In
1	12	Rüdiger Friedrichs Team Rüdiger Friedrichs	Cooper T53	-- 12 laps --		25:29.077	1:55.411	8
2	4	Andy Middlehurst Team Andy Middlehurst	Lotus 18	1.374	1.374	25:30.451	1:55.124	11
3	87	Tony Lees Team Tony Lees	Cooper T53	1:15.964	1:14.590	26:45.041	2:02.327	12

Fastest time : 1:55.124 in lap 11 by nbr. 4: Andy Middlehurst (Lotus)

Publication-time

Results: www.getraceresults.com

Timekeeping by : Time Service BV - The Netherlands

Race Director	Chief Time Keeping	
Roland Bruynseraede (RACB 46)	Floortje Snoek (KNAF 36409)	
Page 1 of 3	Results remain provisional pending technical examination and decisions from the stewards of the meeting	

Historic Grand Prix 2022

Historic Grand Prix Cars Association

15 - 17 July 2022

Result Race 2

4	15	Thomas Matzelberger Team Thomas Matzelberger	Cooper T45/51	-- 1 laps --	2:11.015
5	24	Ingo Strolz Team Ingo Strolz	Cooper T51		

Class 7c - Pre 1961 Formula 2 cars of not more than 1.5 litres

Pos	Nbr	Name / Team name	Car	Gap	Diff	Total time	Fastest	In
1	43	Cliff Gray Team Cliff Gray	Cooper T43	-- 11 laps --		25:41.465	2:09.723	5
2	45	Hans Ciers Team Hans Ciers	Cooper T45	1:28.003	1:28.003	27:09.468	2:20.894	6
3	92	Stephen Banham Team Stephen Banham	Cooper T45	1:32.924	4.921	27:14.389	2:22.341	7

Class 9 - Pre 1961 Grand Prix/Formula 2 cars of not more than 2 litres

Pos	Nbr	Name / Team name	Car	Gap	Diff	Total time	Fastest	In
1	42	James Willis Team James Willis	Cooper T45	-- 12 laps --		26:33.965	2:02.490	6
2	8	Anthony Ditheridge Team Anthony Ditheridge	Cooper T45	-- 11 laps --		25:39.246	2:08.645	5

Class 10a - Pre 1 Jan 1964 1.5-litre 4-cylinder Formula 1 cars

Pos	Nbr	Name / Team name	Car	Gap	Diff	Total time	Fastest	In
1	20	Alex Morton Team Alex Morton	Lotus 21	-- 12 laps --		26:09.444	1:58.893	7
2	37	Eddy Perk Team Eddy Perk	Heron F1	27.787	27.787	26:37.231	2:02.444	7
3	44	Klaus Bergs Team Klaus Bergs	Lotus 18	1:11.803	44.016	27:21.247	2:06.860	12
4	9	Arnold Herreman Team Arnold Herreman	LDS F1	-- 8 laps --		19:30.474	2:15.136	6

Class 10b - Pre 1966 Formula 1 cars and 1964/66 Formula 2 cars of not more than 1000cc

Pos	Nbr	Name / Team name	Car	Gap	Diff	Total time	Fastest	In
1	91	Chris Drake Team Chris Drake	Cooper T71/73	-- 12 laps --		25:42.111	1:56.712	7

Class11 - Pre 1966 1.5 litre multi-cylinder Formula 1 cars


Pos	Nbr	Name / Team name	Car	Gap	Diff	Total time	Fastest	In
1	66	Sid Hoole Team Sid Hoole	Cooper T66 F1	-- 12 laps --		26:18.218	1:59.623	5
2	1	John Romano Team John Romano	Brabham BT11	1:05.451	1:05.451	27:23.669	2:06.168	9

Fastest time : 1:55.124 in lap 11 by nbr. 4: Andy Middlehurst (Lotus)

Publication-time

Results: www.getraceresults.com

Timekeeping by : Time Service BV - The Netherlands

Race Director		Chief Time Keeping	
Roland Bruynseraede (RACB 46)		Floortje Snoek (KNAF 36409)	
Page 2 of 3	Results remain provisional pending technical examination and decisions from the stewards of the meeting		

Historic Grand Prix 2022

Historic Grand Prix Cars Association

15 - 17 July 2022

Result Race 2

Class 12 - Pre 1966 Tasman and Intercontinental 4 cylinder cars of not more than 2.7 litres

Pos	Nbr	Name / Team name	Car	Gap	Diff	Total time	Fastest	In
1	63	Michel Kuiper Branham	Brabham BT 4	-- 12 laps --		25:30.254	1:55.284	11
2	49	Andrew Beaumont Classic Team Lotus	Lotus 18	29.309	29.309	25:59.563	1:56.050	8
3	7	Nick Topliss Team Nick Topliss	Cooper T53 Low Line	1:25.369	56.060	26:55.623	2:03.867	11
4	6	John Emery Team John Emery	Brabham BT4	-- 11 laps --		26:17.364	2:11.873	5

Car 6 10 sec penalty - overtaking behind Safety Car

Fastest time : 1:55.124 in lap 11 by nbr. 4: Andy Middlehurst (Lotus)		Publication-time
Results: www.getraceresults.com		Timekeeping by : Time Service BV - The Netherlands
Race Director		Chief Time Keeping
Roland Bruynseraede (RACB 46)		Floortje Snoek (KNAF 36409)
Page 3 of 3	Results remain provisional pending technical examination and decisions from the stewards of the meeting	

Historic Grand Prix 2022

Historic Grand Prix Cars Association

15 - 17 July 2022

Laptimes - Race 2

Nbr	Name	Laps	lap	Lap ..1	Lap ..2	Lap ..3	Lap ..4	Lap ..5	Lap ..6	Lap ..7	Lap ..8	Lap ..9	Lap ..0
12	Rüdiger Friedrichs	12	1 - 10	1:58.729	1:56.942	3:26.907	2:34.714	1:56.237	1:55.651	1:55.797	1:55.411	1:56.361	1:56.066
			11 - 20	1:55.430	1:58.013								
63	Michel Kuiper	12	1 - 10	1:59.546	1:58.279	3:25.402	2:34.403	1:55.505	1:56.702	1:55.971	1:55.937	1:56.031	1:56.995
			11 - 20	1:55.284	1:56.529								
4	Andy Middlehurst	12	1 - 10	1:58.563	1:58.185	3:26.005	2:35.155	1:56.380	1:56.760	1:55.793	1:55.810	1:57.749	1:55.127
			11 - 20	1:55.124	1:56.525								
91	Chris Drake	12	1 - 10	2:00.434	1:58.726	3:25.117	2:33.768	1:57.003	1:56.978	1:56.712	1:56.772	1:58.610	1:57.881
			11 - 20	1:59.127	1:57.302								
49	Andrew Beaumont	12	1 - 10	2:22.774	2:11.858	3:02.250	2:36.690	2:01.003	1:57.924	1:58.794	1:56.050	1:57.796	1:58.052
			11 - 20	1:56.777	1:56.438								
20	Alex Morton	12	1 - 10	2:04.771	2:04.743	3:16.507	2:34.336	1:59.824	2:01.287	1:58.893	2:01.147	2:01.648	2:00.519
			11 - 20	2:00.124	2:00.389								
66	Sid Hoole	12	1 - 10	2:04.642	2:03.317	3:17.228	2:34.526	1:59.623	2:00.186	2:00.810	2:01.227	2:01.870	2:02.821
			11 - 20	2:02.476	2:04.460								
38	Richard Wilson	12	1 - 10	2:04.264	2:01.654	3:18.923	2:34.378	2:01.840	2:01.402	2:02.618	2:00.535	2:02.867	2:02.552
			11 - 20	2:02.186	2:02.182								
34	John Spiers	12	1 - 10	2:04.751	2:17.729	3:08.486	2:35.085	2:02.727	2:02.116	2:01.668	2:01.564	2:01.860	2:02.790
			11 - 20	2:01.822	2:02.273								
42	James Willis	12	1 - 10	2:09.545	2:08.994	3:08.810	2:35.494	2:02.907	2:02.490	2:02.534	2:04.189	2:03.032	2:02.972
			11 - 20	2:03.575	2:03.272								
2	Rod Jolley	12	1 - 10	2:08.740	2:09.420	3:08.424	2:35.735	2:04.239	2:02.416	2:04.491	2:03.415	2:03.115	2:03.619
			11 - 20	2:03.987	2:02.993								
37	Eddy Perk	12	1 - 10	2:10.348	2:09.449	3:09.273	2:35.614	2:04.231	2:04.364	2:02.444	2:02.500	2:03.063	2:03.517
			11 - 20	2:03.957	2:02.910								
87	Tony Lees	12	1 - 10	2:12.163	2:16.310	3:02.151	2:37.053	2:05.694	2:04.460	2:04.389	2:02.807	2:03.587	2:02.373
			11 - 20	2:03.034	2:02.327								
7	Nick Topliss	12	1 - 10	2:13.487	2:15.203	3:02.515	2:37.499	2:05.966	2:04.571	2:06.115	2:05.119	2:04.803	2:04.019
			11 - 20	2:03.867	2:05.224								
248	Klaus Lehr	12	1 - 10	2:11.681	2:09.700	3:08.115	2:35.770	2:05.983	2:06.851	2:05.940	2:05.793	2:05.263	2:06.621
			11 - 20	2:06.619	2:06.190								
21	Ian Nuthall	12	1 - 10	2:12.601	2:10.076	3:07.980	2:37.198	2:05.709	2:05.525	2:06.631	2:05.270	2:05.022	2:06.547
			11 - 20	2:06.694	2:06.322								
19	Paul Grant	12	1 - 10	2:13.424	2:10.283	3:07.007	2:37.770	2:06.414	2:07.714	2:05.865	2:05.845	2:06.152	2:06.662
			11 - 20	2:06.230	2:06.092								
44	Klaus Bergs	12	1 - 10	2:16.237	2:16.826	3:01.767	2:37.433	2:08.827	2:08.170	2:07.883	2:07.966	2:06.924	2:07.601
			11 - 20	2:06.904	2:06.860								
32	Guy Plante	12	1 - 10	2:14.397	2:16.771	3:01.309	2:38.039	2:08.602	2:09.435	2:09.190	2:07.772	2:07.242	2:07.062
			11 - 20	2:07.557	2:07.901								
1	John Romano	12	1 - 10	2:12.671	2:34.441	2:52.501	2:37.226	2:08.644	2:09.196	2:08.525	2:06.966	2:06.168	2:06.966
			11 - 20	2:06.502	2:06.686								
36	Erik Staes	12	1 - 10	2:15.326	2:16.561	3:01.570	2:38.607	2:08.083	2:09.403	2:09.415	2:08.108	2:07.945	2:08.234
			11 - 20	2:08.362	2:07.832								
8	Anthony Ditheridge	11	1 - 10	2:16.343	2:15.893	3:02.316	2:37.358	2:08.645	2:11.320	2:11.702	2:12.173	2:12.586	2:09.904
			11 - 20	2:11.292									
43	Cliff Gray	11	1 - 10	2:18.715	2:17.419	2:58.274	2:38.026	2:09.723	2:11.205	2:10.111	2:12.252	2:12.147	2:11.554
			11 - 20	2:11.373									

Historic Grand Prix 2022

Historic Grand Prix Cars Association
Laptimes - Race 2

15 - 17 July 2022

Nbr	Name	Laps	lap	Lap ..1	Lap ..2	Lap ..3	Lap ..4	Lap ..5	Lap ..6	Lap ..7	Lap ..8	Lap ..9	Lap ..0
6	John Emery	11	1 - 10	2:25.987	2:23.620	2:50.032	2:38.927	2:11.873	2:13.256	2:16.208	2:16.627	2:13.054	2:14.791
			11 - 20	2:14.012									
26	Luc Brandts	11	1 - 10	2:25.279	2:26.534	2:47.822	2:39.878	2:20.251	2:16.629	2:18.723	2:20.113	2:16.780	2:18.589
			11 - 20	2:19.207									
45	Hans Ciers	11	1 - 10	2:24.090	2:24.527	2:49.858	2:39.973	2:21.576	2:20.894	2:21.013	2:26.526	2:24.586	2:23.832
			11 - 20	2:23.216									
92	Stephen Banham	11	1 - 10	2:31.559	2:27.089	2:41.692	2:41.771	2:22.856	2:22.964	2:22.341	2:23.777	2:23.058	2:22.915
			11 - 20	2:24.087									
22	John Gillett	9	1 - 10	2:48.271	2:51.346	2:53.163	2:48.246	2:52.214	2:49.756	2:50.379	2:59.402	2:56.771	
9	Arnold Herreman	8	1 - 10	2:34.377	2:22.684	2:44.344	2:39.369	2:15.310	2:15.136	2:47.857	1:42.948		
15	Thomas Matzelberger	1	1 - 10	2:05.156									
24	Ingo Strolz		1 - 10										

Historic Grand Prix 2022

Historic Grand Prix Cars Association
Sector analyse - Race 2

15 - 17 July 2022

Pos	Nbr	Name / Team name	Sector 1			Sector 2			Sector 3			theoretical best	Actual best	In
			time	Lap	pos	time	Lap	pos	time	Lap	pos			
1	12	Rüdiger Friedrichs	38.269	2	1	41.645	11	4	34.873	8	3	1:54.787	1:55.411	8
2	63	Michel Kuiper	39.052	5	3	41.290	11	3	34.767	12	2	1:55.109	1:55.284	11
3	4	Andy Middlehurst	38.662	10	2	41.218	1	2	34.546	11	1	1:54.426	1:55.124	11
4	91	Chris Drake	39.521	7	5	41.798	8	5	34.897	5	4	1:56.216	1:56.712	7
5	49	Andrew Beaumont	39.262	8	4	41.113	9	1	35.209	10	5	1:55.584	1:56.050	8
6	20	Alex Morton	39.878	7	6	42.617	7	7	35.761	10	6	1:58.256	1:58.893	7
7	66	Sid Hoole	40.099	5	7	42.822	7	9	36.414	6	7	1:59.335	1:59.623	5
8	38	Richard Wilson	40.572	2	10	42.492	2	6	36.494	8	8	1:59.558	2:00.535	8
9	34	John Spiers	40.385	8	8	43.305	11	11	36.543	1	9	2:00.233	2:01.564	8
10	42	James Willis	40.865	6	11	43.729	7	13	37.143	5	13	2:01.737	2:02.490	6
11	2	Rod Jolley	40.959	6	12	43.915	6	14	36.635	7	10	2:01.509	2:02.416	6
12	37	Eddy Perk	41.613	6	14	43.140	9	10	37.428	11	15	2:02.181	2:02.444	7
13	87	Tony Lees	41.302	11	13	43.565	12	12	37.071	12	12	2:01.938	2:02.327	12
14	7	Nick Topliss	41.619	11	15	44.250	9	16	37.349	9	14	2:03.218	2:03.867	11
15	248	Klaus Lehr	42.205	7	17	44.758	9	19	37.804	8	17	2:04.767	2:05.263	9
16	21	Ian Nuthall	42.137	6	16	44.263	8	17	37.748	7	16	2:04.148	2:05.022	9
17	19	Paul Grant	42.393	11	18	44.231	7	15	38.252	7	20	2:04.876	2:05.845	8
18	44	Klaus Bergs	42.774	8	19	44.872	9	21	38.401	7	21	2:06.047	2:06.860	12
19	32	Guy Plante	43.090	10	21	45.169	10	22	38.206	11	19	2:06.465	2:07.062	10
20	1	John Romano	42.957	12	20	44.780	11	20	37.935	12	18	2:05.672	2:06.168	9
21	36	Erik Staes	43.274	9	22	44.694	10	18	38.971	5	22	2:06.939	2:07.832	12
22	8	Anthony Ditheridge	43.428	5	23	46.119	5	23	39.098	5	24	2:08.645	2:08.645	5
23	43	Cliff Gray	43.763	5	24	46.305	5	24	39.043	7	23	2:09.111	2:09.723	5
24	6	John Emery	43.942	5	25	48.092	5	25	39.604	6	25	2:11.638	2:11.873	5
25	26	Luc Brandts	45.968	6	27	48.590	9	28	41.155	9	27	2:15.713	2:16.629	6
26	45	Hans Ciers	46.156	2	28	48.151	5	27	41.520	1	28	2:15.827	2:20.894	6
27	92	Stephen Banham	48.229	6	29	50.814	7	29	42.837	8	29	2:21.880	2:22.341	7
28	22	John Gillett	55.714	2	30	58.664	1	30	50.751	4	30	2:45.129	2:48.246	4
29	9	Arnold Herreman	44.781	6	26	48.142	5	26	40.532	5	26	2:13.455	2:15.136	6
30	15	Thomas Matzelberger	40.539	2	9	42.749	1	8	37.010	1	11	2:00.298		
31	24	Ingo Strolz												

Historic Grand Prix 2022

Historic Grand Prix Cars Association
Laps and Sector Times - Race 2

15 - 17 July 2022

1 John Romano								Brabham BT11											
lap	Sect-1	Speed	Sect-2	Speed	Sect-3	Speed	TopSpeed	laptime	pit	lap	Sect-1	Speed	Sect-2	Speed	Sect-3	Speed	Topspeed	laptime	pit
1	48.095		45.942		38.634	<u>193.2</u>	117.2	2:12.671		7	43.526		46.333		38.666	189.8	149.7	2:08.525	
2	43.093		1:08.996		42.352	181.5	158.1	2:34.441		8	43.135		45.414		38.417	192.9	<u>160.9</u>	2:06.966	
3	45.407		1:00.692		1:06.402	68.4	136.4	2:52.501		9	43.125		44.930		38.113	191.8	148.0	<u>2:06.168</u>	
4	58.768		56.891		41.567	189.1	70.5	2:37.226		10	43.627		44.835		38.504	189.8	152.0	2:06.966	
5	43.911		45.537		39.196	188.8	154.1	2:08.644		11	43.481		<u>44.780</u>		38.241	189.5	139.9	2:06.502	
6	44.197		45.271		39.728	187.8	154.1	2:09.196		12	<u>42.957</u>		45.794		<u>37.935</u>	191.8	156.1	2:06.686	

2 Rod Jolley								Lister Jaguar Monza GP											
lap	Sect-1	Speed	Sect-2	Speed	Sect-3	Speed	TopSpeed	laptime	pit	lap	Sect-1	Speed	Sect-2	Speed	Sect-3	Speed	Topspeed	laptime	pit
1	46.139		44.834		37.767	218.2	126.3	2:08.740		7	42.567		45.289		<u>36.635</u>	221.3	150.9	2:04.491	
2	41.802		45.107		42.511	189.5	157.0	2:09.420		8	41.555		44.886		36.974	<u>221.8</u>	150.5	2:03.415	
3	45.916		1:13.797		1:08.711	74.8	128.8	3:08.424		9	41.312		44.558		37.245	220.9	157.4	2:03.115	
4	57.358		57.693		40.684	218.6	81.6	2:35.735		10	41.515		45.079		37.025	220.4	158.1	2:03.619	
5	41.716		45.323		37.200	221.3	146.9	2:04.239		11	41.925		44.715		37.347	219.5	<u>161.2</u>	2:03.987	
6	<u>40.959</u>		<u>43.915</u>		37.542	220.4	154.1	<u>2:02.416</u>		12	41.227		44.268		37.498	218.6	152.8	2:02.993	

4 Andy Middlehurst								Lotus 18											
lap	Sect-1	Speed	Sect-2	Speed	Sect-3	Speed	TopSpeed	laptime	pit	lap	Sect-1	Speed	Sect-2	Speed	Sect-3	Speed	Topspeed	laptime	pit
1	42.267		<u>41.218</u>		35.078	232.3	138.0	1:58.563		7	38.767		41.635		35.391	229.8	170.2	1:55.793	
2	38.857		41.567		37.761	163.9	168.6	1:58.185		8	39.037		41.683		35.090	231.8	165.8	1:55.810	
3	59.168		1:18.655		1:08.182	88.9	122.5	3:26.005		9	39.824		41.930		35.995	225.9	<u>171.8</u>	1:57.749	
4	58.608		58.049		38.498	214.3	84.9	2:35.155		10	<u>38.662</u>		41.443		35.022	230.8	166.8	1:55.127	
5	39.730		41.289		35.361	231.3	164.8	1:56.380		11	39.095		41.483		<u>34.546</u>	230.8	167.8	<u>1:55.124</u>	
6	39.491		42.042		35.227	230.3	164.1	1:56.760		12	39.611		42.356		34.558	<u>233.3</u>	165.5	1:56.525	

6 John Emery								Brabham BT4											
lap	Sect-1	Speed	Sect-2	Speed	Sect-3	Speed	TopSpeed	laptime	pit	lap	Sect-1	Speed	Sect-2	Speed	Sect-3	Speed	Topspeed	laptime	pit
1	52.419		51.773		41.795	203.0	113.7	2:25.987		7	45.751		48.561		41.896	191.8	146.5	2:16.208	
2	45.395		53.278		44.947	159.3	146.1	2:23.620		8	45.569		50.794		40.264	194.6	155.4	2:16.627	
3	50.050		55.672		1:04.310	66.7	116.9	2:50.032		9	44.749		48.174		40.131	198.2	155.4	2:13.054	
4	1:00.109		56.262		42.556	199.6	68.8	2:38.927		10	46.215		48.827		39.749	193.9	<u>159.5</u>	2:14.791	
5	<u>43.942</u>		<u>48.092</u>		39.839	202.2	153.9	<u>2:11.873</u>		11	45.069		48.991		39.952	198.2	144.7	2:14.012	
6	44.625		49.027		<u>39.604</u>	<u>204.9</u>	150.1	2:13.256		12									

7 Nick Topliss								Cooper T53 Low Line											
lap	Sect-1	Speed	Sect-2	Speed	Sect-3	Speed	TopSpeed	laptime	pit	lap	Sect-1	Speed	Sect-2	Speed	Sect-3	Speed	Topspeed	laptime	pit
1	48.493		45.965		39.029	213.4	137.1	2:13.487		7	43.990		44.643		37.482	<u>215.1</u>	149.7	2:06.115	
2	42.580		50.148		42.475	184.9	168.6	2:15.203		8	43.084		44.551		37.484	213.9	161.2	2:05.119	
3	44.210		1:10.064		1:08.241	73.4	141.9	3:02.515		9	43.204		<u>44.250</u>		<u>37.349</u>	213.4	<u>174.5</u>	2:04.803	
4	58.961		55.951		42.587	211.4	69.9	2:37.499		10	41.818		44.334		37.867	210.9	159.7	2:04.019	
5	43.231		44.645		38.090	213.0	161.9	2:05.966		11	<u>41.619</u>		44.717		37.531	211.8	164.8	<u>2:03.867</u>	
6	41.828		44.865		37.878	210.9	167.6	2:04.571		12	43.041		44.657		37.526	201.9	161.2	2:05.224	

8 Anthony Ditheridge								Cooper T45											
lap	Sect-1	Speed	Sect-2	Speed	Sect-3	Speed	TopSpeed	laptime	pit	lap	Sect-1	Speed	Sect-2	Speed	Sect-3	Speed	Topspeed	laptime	pit
1	48.906		47.659		39.778	<u>201.9</u>	124.4	2:16.343		7	44.366		47.495		39.841	188.8	139.2	2:11.702	
2	43.457		48.360		44.076	188.5	157.0	2:15.893		8	44.533		47.954		39.686	188.5	143.4	2:12.173	
3	46.549		1:07.171		1:08.596	67.2	124.9	3:02.316		9	45.419		47.342		39.825	192.5	141.2	2:12.586	
4	57.826		57.785		41.747	200.4	76.8	2:37.358		10	43.970		46.468		39.466	196.0	142.5	2:09.904	
5	<u>43.428</u>		<u>46.119</u>		<u>39.098</u>	197.1	<u>163.8</u>	<u>2:08.645</u>		11	44.961		47.153		39.178	195.7	146.1	2:11.292	

Historic Grand Prix 2022

Historic Grand Prix Cars Association
Laps and Sector Times - Race 2

15 - 17 July 2022

6	44.258	47.065	39.997	184.9	140.1	2:11.320	12												
9	Arnold Herreman								LDS F1										
lap	Sect-1	Speed	Sect-2	Speed	Sect-3	Speed	TopSpeed	laptime	pit	lap	Sect-1	Speed	Sect-2	Speed	Sect-3	Speed	Topspeed	laptime	pit
1	49.907		1:00.853		43.617	186.9	118.9	2:34.377		5	46.636		<u>48.142</u>		<u>40.532</u>	192.2	129.9	2:15.310	
2	46.828		52.374		43.482	179.4	128.1	2:22.684		6	<u>44.781</u>		49.210		41.145	175.0	<u>136.1</u>	<u>2:15.136</u>	
3	48.341		52.778		1:03.225	66.5	132.1	2:44.344		7	48.024		50.416		Pit In		134.7	<u>2:47.857</u>	
4	1:01.137		55.457		42.775	<u>197.4</u>	75.0	2:39.369		8								<u>1:42.948</u>	
12	Rüdiger Friedrichs								Cooper T53										
lap	Sect-1	Speed	Sect-2	Speed	Sect-3	Speed	TopSpeed	laptime	pit	lap	Sect-1	Speed	Sect-2	Speed	Sect-3	Speed	Topspeed	laptime	pit
1	41.063		42.125		35.541	224.1	152.6	1:58.729		7	39.021		41.832		34.944	226.4	165.5	1:55.797	
2	<u>38.269</u>		41.688		36.985	168.5	<u>176.2</u>	1:56.942		8	38.796		41.742		<u>34.873</u>	<u>228.3</u>	161.4	<u>1:55.411</u>	
3	1:00.006		1:18.518		1:08.383	83.8	127.8	3:26.907		9	38.713		42.221		35.427	224.5	172.6	1:56.361	
4	58.716		57.871		38.127	217.3	92.0	2:34.714		10	38.618		41.911		35.537	224.5	172.3	1:56.066	
5	38.933		42.168		35.136	225.9	169.1	1:56.237		11	38.733		<u>41.645</u>		35.052	227.8	168.6	1:55.430	
6	38.507		42.057		35.087	225.9	168.9	1:55.651		12	39.443		42.625		35.945	215.1	161.4	1:58.013	
15	Thomas Matzelberger								Cooper T45/51										
lap	Sect-1	Speed	Sect-2	Speed	Sect-3	Speed	TopSpeed	laptime	pit	lap	Sect-1	Speed	Sect-2	Speed	Sect-3	Speed	Topspeed	laptime	pit
1	45.397		<u>42.749</u>		<u>37.010</u>	<u>215.1</u>	121.4	2:05.156		2									
19	Paul Grant								Cooper Bristol MkII										
lap	Sect-1	Speed	Sect-2	Speed	Sect-3	Speed	TopSpeed	laptime	pit	lap	Sect-1	Speed	Sect-2	Speed	Sect-3	Speed	Topspeed	laptime	pit
1	47.680		46.648		39.096	<u>191.2</u>	137.3	2:13.424		7	43.382		<u>44.231</u>		<u>38.252</u>	187.2	164.3	2:05.865	
2	43.279		47.395		39.609	180.9	174.3	2:10.283		8	42.958		44.277		38.610	187.2	165.8	<u>2:05.845</u>	
3	44.478		1:13.379		1:09.150	73.6	158.6	3:07.007		9	42.863		44.559		38.730	187.2	<u>175.1</u>	2:06.152	
4	57.428		57.429		42.913	187.8	71.2	2:37.770		10	43.180		44.408		39.074	184.6	167.6	2:06.662	
5	42.509		45.199		38.706	188.5	170.2	2:06.414		11	<u>42.393</u>		44.401		39.436	186.2	172.9	2:06.230	
6	43.217		45.427		39.070	186.2	173.4	2:07.714		12	42.499		44.669		38.924	172.5	160.2	2:06.092	
20	Alex Morton								Lotus 21										
lap	Sect-1	Speed	Sect-2	Speed	Sect-3	Speed	TopSpeed	laptime	pit	lap	Sect-1	Speed	Sect-2	Speed	Sect-3	Speed	Topspeed	laptime	pit
1	44.125		43.960		36.686	<u>213.4</u>	129.1	2:04.771		7	<u>39.878</u>		<u>42.617</u>		36.398	210.5	<u>172.1</u>	<u>1:58.893</u>	
2	40.943		44.549		39.251	184.6	158.1	2:04.743		8	41.579		43.141		36.427	211.4	145.7	2:01.147	
3	49.228		1:18.719		1:08.560	79.2	142.3	3:16.507		9	41.254		43.489		36.905	204.9	155.4	2:01.648	
4	57.714		57.657		38.965	202.2	81.6	2:34.336		10	41.184		43.574		<u>35.761</u>	208.1	149.7	2:00.519	
5	39.980		43.363		36.481	213.0	164.1	1:59.824		11	39.878		43.597		36.649	204.2	171.5	2:00.124	
6	41.026		43.256		37.005	209.3	153.7	2:01.287		12	40.608		43.134		36.647	201.9	168.9	2:00.389	
21	Ian Nuthall								Cooper Bristol MkII										
lap	Sect-1	Speed	Sect-2	Speed	Sect-3	Speed	TopSpeed	laptime	pit	lap	Sect-1	Speed	Sect-2	Speed	Sect-3	Speed	Topspeed	laptime	pit
1	47.836		46.321		38.444	<u>199.3</u>	119.1	2:12.601		7	44.448		44.435		<u>37.748</u>	198.5	153.9	2:06.631	
2	42.242		46.008		41.826	174.8	164.1	2:10.076		8	42.845		<u>44.263</u>		38.162	198.5	162.8	2:05.270	
3	45.517		1:13.072		1:09.391	75.2	144.7	3:07.980		9	42.521		44.402		38.099	194.6	<u>166.8</u>	<u>2:05.022</u>	
4	57.335		57.270		42.593	194.9	80.5	2:37.198		10	42.855		45.246		38.446	<u>199.3</u>	161.2	2:06.547	
5	42.690		44.697		38.322	196.7	164.5	2:05.709		11	43.523		44.987		38.184	197.8	157.0	2:06.694	
6	<u>42.137</u>		45.011		38.377	196.4	165.8	2:05.525		12	43.265		44.491		38.566	196.7	165.0	2:06.322	
22	John Gillett								MG K3										
lap	Sect-1	Speed	Sect-2	Speed	Sect-3	Speed	TopSpeed	laptime	pit	lap	Sect-1	Speed	Sect-2	Speed	Sect-3	Speed	Topspeed	laptime	pit
1	57.745		<u>58.664</u>		51.862	131.4	98.6	2:48.271		6	56.203		1:02.660		50.893	<u>141.9</u>	<u>115.6</u>	2:49.756	
2	<u>55.714</u>		1:01.678		53.954	122.6	108.9	2:51.346		7	56.166		59.896		54.317	128.9	115.1	2:50.379	

Historic Grand Prix 2022

Historic Grand Prix Cars Association

15 - 17 July 2022

Laps and Sector Times - Race 2

3	58.713	1:02.348	52.102	131.4	108.5	2:53.163	8	59.833	1:05.090	54.479	128.4	110.1	2:59.402
4	57.012	1:00.483	<u>50.751</u>	136.4	107.8	<u>2:48.246</u>	9	1:00.026	1:03.305	53.440	124.1	112.5	2:56.771
5	55.852	1:02.699	53.663	138.3	108.2	2:52.214	10						

24	Ingo Strolz								Cooper T51										
lap	Sect-1	Speed	Sect-2	Speed	Sect-3	Speed	TopSpeed	laptime	pit	lap	Sect-1	Speed	Sect-2	Speed	Sect-3	Speed	Topspeed	laptime	pit

26	Luc Brandts								Talbot Lago T26										
lap	Sect-1	Speed	Sect-2	Speed	Sect-3	Speed	TopSpeed	laptime	pit	lap	Sect-1	Speed	Sect-2	Speed	Sect-3	Speed	Topspeed	laptime	pit
1	52.386		51.079		41.814	181.5	110.5	2:25.279		7	46.467		48.841		43.415	172.8	147.4	2:18.723	
2	46.454		54.138		45.942	160.2	145.3	2:26.534		8	47.179		50.093		42.841	180.3	142.8	2:20.113	
3	48.326		55.774		1:03.722	68.4	134.7	2:47.822		9	47.035		<u>48.590</u>		<u>41.155</u>	178.2	146.3	2:16.780	
4	1:00.398		56.270		43.210	179.7	71.5	2:39.878		10	46.301		49.932		42.356	176.5	<u>156.1</u>	2:18.589	
5	47.190		49.171		43.890	180.9	133.1	2:20.251		11	46.163		48.998		44.046	177.9	144.5	2:19.207	
6	<u>45.968</u>		48.784		41.877	<u>184.3</u>	147.1	<u>2:16.629</u>		12									

32	Guy Plante								Cooper T23										
lap	Sect-1	Speed	Sect-2	Speed	Sect-3	Speed	TopSpeed	laptime	pit	lap	Sect-1	Speed	Sect-2	Speed	Sect-3	Speed	Topspeed	laptime	pit
1	48.095		46.551		39.751	191.8	123.5	2:14.397		7	43.841		45.911		39.438	191.8	155.9	2:09.190	
2	43.575		49.554		43.642	167.2	156.3	2:16.771		8	43.440		45.544		38.788	191.8	156.8	2:07.772	
3	46.429		1:07.095		1:07.785	68.8	130.5	3:01.309		9	43.290		45.566		38.386	191.2	154.3	2:07.242	
4	59.178		56.340		42.521	192.9	71.4	2:38.039		10	<u>43.090</u>		<u>45.169</u>		38.803	<u>193.5</u>	160.0	<u>2:07.062</u>	
5	43.695		46.237		38.670	190.5	160.2	2:08.602		11	43.469		45.882		<u>38.206</u>	192.2	154.3	2:07.557	
6	43.761		46.346		39.328	188.8	<u>160.4</u>	2:09.435		12	43.289		46.022		38.590	190.5	155.6	2:07.901	

34	John Spiers								Maserati 250F										
lap	Sect-1	Speed	Sect-2	Speed	Sect-3	Speed	TopSpeed	laptime	pit	lap	Sect-1	Speed	Sect-2	Speed	Sect-3	Speed	Topspeed	laptime	pit
1	44.055		44.153		<u>36.543</u>	216.0	129.3	2:04.751		7	41.516		43.323		36.829	216.9	158.1	2:01.668	
2	40.471		56.569		40.689	192.2	169.9	2:17.729		8	<u>40.385</u>		43.925		37.254	213.4	<u>170.5</u>	<u>2:01.564</u>	
3	45.531		1:13.837		1:09.118	70.5	149.3	3:08.486		9	41.113		43.536		37.211	212.6	158.1	2:01.860	
4	56.412		57.835		40.838	215.6	82.6	2:35.085		10	41.221		43.790		37.779	211.8	162.1	2:02.790	
5	41.152		44.116		37.459	217.7	164.8	2:02.727		11	41.647		<u>43.305</u>		36.870	213.0	148.5	2:01.822	
6	41.025		43.871		37.220	<u>220.9</u>	163.3	2:02.116		12	41.425		43.693		37.155	214.3	165.3	2:02.273	

36	Erik Staes								Cooper Bristol MkII										
lap	Sect-1	Speed	Sect-2	Speed	Sect-3	Speed	TopSpeed	laptime	pit	lap	Sect-1	Speed	Sect-2	Speed	Sect-3	Speed	Topspeed	laptime	pit
1	48.870		47.172		39.284	<u>191.2</u>	117.2	2:15.326		7	44.213		46.070		39.132	187.2	149.9	2:09.415	
2	44.167		48.972		43.422	168.8	160.4	2:16.561		8	43.768		45.234		39.106	187.2	157.4	2:08.108	
3	46.463		1:07.384		1:07.723	69.9	121.9	3:01.570		9	<u>43.274</u>		45.381		39.290	188.8	152.0	2:07.945	
4	59.127		56.621		42.859	187.2	73.5	2:38.607		10	43.573		<u>44.694</u>		39.967	189.5	155.9	2:08.234	
5	43.453		45.659		<u>38.971</u>	186.5	<u>166.3</u>	2:08.083		11	44.145		44.974		39.243	184.0	153.7	2:08.362	
6	43.618		46.080		39.705	190.5	164.8	2:09.403		12	43.730		44.774		39.328	187.8	161.4	<u>2:07.832</u>	

37	Eddy Perk								Heron F1										
lap	Sect-1	Speed	Sect-2	Speed	Sect-3	Speed	TopSpeed	laptime	pit	lap	Sect-1	Speed	Sect-2	Speed	Sect-3	Speed	Topspeed	laptime	pit
1	47.819		44.405		38.124	<u>204.9</u>	123.3	2:10.348		7	41.680		43.316		37.448	196.7	<u>179.7</u>	<u>2:02.444</u>	
2	42.018		45.547		41.884	186.2	159.7	2:09.449		8	41.618		43.314		37.568	200.7	155.4	2:02.500	
3	46.310		1:13.591		1:09.372	67.6	129.9	3:09.273		9	42.258		<u>43.140</u>		37.665	199.6	154.8	2:03.063	
4	56.468		57.514		41.632	196.0	83.2	2:35.614		10	41.672		44.163		37.682	199.6	151.3	2:03.517	
5	42.060		43.992		38.179	195.7	150.7	2:04.231		11	42.016		44.513		<u>37.428</u>	201.5	161.6	2:03.957	
6	<u>41.613</u>		44.354		38.397	192.5	165.3	2:04.364		12	41.794		43.275		37.841	199.3	159.7	2:02.910	

Historic Grand Prix 2022

Historic Grand Prix Cars Association
Laps and Sector Times - Race 2

15 - 17 July 2022

38		Richard Wilson							Ferrari 246 Dino										
lap	Sect-1	Speed	Sect-2	Speed	Sect-3	Speed	TopSpeed	laptime	pit	lap	Sect-1	Speed	Sect-2	Speed	Sect-3	Speed	Topspeed	laptime	pit
1	43.610		43.828		36.826	<u>207.3</u>	139.0	2:04.264		7	41.552		43.975		37.091	202.2	162.8	2:02.618	
2	<u>40.572</u>		<u>42.492</u>		38.590	191.5	<u>171.3</u>	2:01.654		8	40.901		43.140		<u>36.494</u>	204.2	170.2	<u>2:00.535</u>	
3	51.603		1:18.791		1:08.529	77.9	148.0	3:18.923		9	42.256		43.567		37.044	203.0	167.8	2:02.867	
4	57.923		57.943		38.512	205.7	86.9	2:34.378		10	41.402		44.136		37.014	202.6	165.8	2:02.552	
5	40.827		43.678		37.335	205.3	165.5	2:01.840		11	41.599		43.371		37.216	202.2	162.3	2:02.186	
6	40.824		43.514		37.064	204.2	168.6	2:01.402		12	41.763		43.394		37.025	199.6	165.3	2:02.182	

42		James Willis							Cooper T45										
lap	Sect-1	Speed	Sect-2	Speed	Sect-3	Speed	TopSpeed	laptime	pit	lap	Sect-1	Speed	Sect-2	Speed	Sect-3	Speed	Topspeed	laptime	pit
1	47.001		44.423		38.121	203.4	125.0	2:09.545		7	41.234		<u>43.729</u>		37.571	203.8	164.8	2:02.534	
2	41.419		45.294		42.281	193.2	165.8	2:08.994		8	41.835		44.213		38.141	202.6	160.2	2:04.189	
3	46.406		1:13.422		1:08.982	70.4	127.8	3:08.810		9	41.222		44.254		37.556	203.0	169.4	2:03.032	
4	57.081		57.365		41.048	<u>204.9</u>	88.7	2:35.494		10	41.416		43.992		37.564	201.5	176.8	2:02.972	
5	41.471		44.293		<u>37.143</u>	203.8	160.7	2:02.907		11	41.766		44.318		37.491	202.2	<u>178.5</u>	2:03.575	
6	<u>40.865</u>		43.795		37.830	201.9	168.4	<u>2:02.490</u>		12	41.367		43.981		37.924	201.1	160.0	2:03.272	

43		Cliff Gray							Cooper T43										
lap	Sect-1	Speed	Sect-2	Speed	Sect-3	Speed	TopSpeed	laptime	pit	lap	Sect-1	Speed	Sect-2	Speed	Sect-3	Speed	Topspeed	laptime	pit
1	49.165		49.085		40.465	181.8	118.0	2:18.715		7	44.084		46.984		<u>39.043</u>	<u>186.2</u>	<u>158.6</u>	2:10.111	
2	44.414		49.361		43.644	175.0	154.1	2:17.419		8	43.993		48.083		40.176	181.2	155.2	2:12.252	
3	45.644		1:04.524		1:08.106	69.5	146.7	2:58.274		9	44.819		47.296		40.032	180.9	149.5	2:12.147	
4	57.868		57.763		42.395	181.8	75.4	2:38.026		10	44.234		47.800		39.520	180.9	157.9	2:11.554	
5	<u>43.763</u>		<u>46.305</u>		39.655	179.7	151.8	<u>2:09.723</u>		11	44.562		47.193		39.618	177.6	154.8	2:11.373	
6	44.840		47.030		39.335	184.9	153.7	2:11.205		12									

44		Klaus Bergs							Lotus 18										
lap	Sect-1	Speed	Sect-2	Speed	Sect-3	Speed	TopSpeed	laptime	pit	lap	Sect-1	Speed	Sect-2	Speed	Sect-3	Speed	Topspeed	laptime	pit
1	49.749		46.949		39.539	192.5	128.7	2:16.237		7	43.912		45.570		<u>38.401</u>	190.5	154.5	2:07.883	
2	43.806		49.010		44.010	179.7	159.7	2:16.826		8	<u>42.774</u>		45.433		39.759	186.9	162.3	2:07.966	
3	46.662		1:07.000		1:08.105	73.7	121.1	3:01.767		9	43.376		<u>44.872</u>		38.676	189.8	150.1	2:06.924	
4	58.813		56.385		42.235	<u>194.6</u>	69.3	2:37.433		10	43.337		45.270		38.994	191.5	<u>166.0</u>	2:07.601	
5	43.603		46.008		39.216	194.2	163.1	2:08.827		11	43.360		45.094		38.450	190.5	157.2	2:06.904	
6	43.323		45.642		39.205	192.9	163.8	2:08.170		12	43.244		45.125		38.491	189.5	159.3	<u>2:06.860</u>	

45		Hans Ciers							Cooper T45										
lap	Sect-1	Speed	Sect-2	Speed	Sect-3	Speed	TopSpeed	laptime	pit	lap	Sect-1	Speed	Sect-2	Speed	Sect-3	Speed	Topspeed	laptime	pit
1	49.844		52.726		<u>41.520</u>	<u>173.9</u>	104.8	2:24.090		7	48.264		49.533		43.216	163.4	130.9	2:21.013	
2	<u>46.156</u>		53.254		45.117	166.7	<u>144.5</u>	2:24.527		8	47.403		53.621		45.502	165.6	128.1	2:26.526	
3	49.778		56.116		1:03.964	67.7	121.4	2:49.858		9	47.380		53.731		43.475	168.5	132.1	2:24.586	
4	59.223		57.005		43.745	170.9	71.2	2:39.973		10	49.310		51.601		42.921	173.4	124.6	2:23.832	
5	47.762		<u>48.151</u>		45.663	158.6	127.5	2:21.576		11	48.405		51.028		43.783	149.0	142.3	2:23.216	
6	48.261		49.085		43.548	170.1	127.6	<u>2:20.894</u>		12									

49		Andrew Beaumont							Lotus 18										
lap	Sect-1	Speed	Sect-2	Speed	Sect-3	Speed	TopSpeed	laptime	pit	lap	Sect-1	Speed	Sect-2	Speed	Sect-3	Speed	Topspeed	laptime	pit
1	1:00.504		45.412		36.858	216.9	137.8	2:22.774		7	40.360		42.736		35.698	223.6	160.7	1:58.794	
2	40.805		48.479		42.574	157.0	164.8	2:11.858		8	<u>39.262</u>		41.263		35.525	<u>229.8</u>	169.7	<u>1:56.050</u>	
3	44.309		1:09.899		1:08.042	66.7	144.7	3:02.250		9	41.053		<u>41.113</u>		35.630	222.7	166.0	1:57.796	
4	58.830		55.931		41.929	217.3	69.4	2:36.690		10	40.656		42.187		<u>35.209</u>	228.3	161.4	1:58.052	
5	41.587		43.010		36.406	223.1	155.0	2:01.003		11	39.760		41.349		35.668	225.5	166.3	1:56.777	

Historic Grand Prix 2022

Historic Grand Prix Cars Association
Laps and Sector Times - Race 2

15 - 17 July 2022

6	39.521	42.445	35.958	229.3	153.5	1:57.924	12	39.264	41.524	35.650	220.9	<u>174.0</u>	1:56.438
---	--------	--------	--------	-------	-------	----------	----	--------	--------	--------	-------	--------------	----------

63 Michel Kuiper										Brabham BT 4									
lap	Sect-1	Speed	Sect-2	Speed	Sect-3	Speed	TopSpeed	laptime	pit	lap	Sect-1	Speed	Sect-2	Speed	Sect-3	Speed	Topspeed	laptime	pit
1	42.271		41.929		35.346	224.5	133.6	1:59.546		7	39.258		41.661		35.052	224.1	173.2	1:55.971	
2	39.353		42.477		36.449	199.3	172.3	1:58.279		8	39.269		41.740		34.928	224.1	169.1	1:55.937	
3	58.263		1:18.952		1:08.187	84.4	129.0	3:25.402		9	39.313		41.950		34.768	224.1	172.6	1:56.031	
4	58.323		58.248		37.832	218.2	86.9	2:34.403		10	39.651		41.514		35.830	211.8	170.5	1:56.995	
5	<u>39.052</u>		41.392		35.061	<u>225.0</u>	171.3	1:55.505		11	39.177		<u>41.290</u>		34.817	224.5	179.4	<u>1:55.284</u>	
6	39.330		42.579		34.793	224.1	165.5	1:56.702		12	39.530		42.232		<u>34.767</u>	224.1	<u>185.5</u>	1:56.529	

66 Sid Hoole										Cooper T66 F1									
lap	Sect-1	Speed	Sect-2	Speed	Sect-3	Speed	TopSpeed	laptime	pit	lap	Sect-1	Speed	Sect-2	Speed	Sect-3	Speed	Topspeed	laptime	pit
1	43.932		43.815		36.895	<u>216.0</u>	128.5	2:04.642		7	41.160		<u>42.822</u>		36.828	208.5	156.3	2:00.810	
2	40.912		43.666		38.739	192.5	160.4	2:03.317		8	41.469		43.182		36.576	209.7	152.4	2:01.227	
3	49.976		1:18.623		1:08.629	79.6	139.4	3:17.228		9	41.119		43.293		37.458	202.2	165.0	2:01.870	
4	58.047		57.594		38.885	211.4	83.5	2:34.526		10	42.353		43.222		37.246	202.6	137.3	2:02.821	
5	<u>40.099</u>		43.041		36.483	210.5	<u>170.2</u>	<u>1:59.623</u>		11	41.805		43.456		37.215	205.3	165.3	2:02.476	
6	40.778		42.994		<u>36.414</u>	209.3	154.8	2:00.186		12	43.108		43.661		37.691	192.5	166.8	2:04.460	

87 Tony Lees										Cooper T53									
lap	Sect-1	Speed	Sect-2	Speed	Sect-3	Speed	TopSpeed	laptime	pit	lap	Sect-1	Speed	Sect-2	Speed	Sect-3	Speed	Topspeed	laptime	pit
1	48.394		45.379		38.390	217.7	118.6	2:12.163		7	43.179		43.941		37.269	<u>222.7</u>	158.3	2:04.389	
2	43.203		50.418		42.689	161.0	167.8	2:16.310		8	41.588		43.601		37.618	217.7	159.0	2:02.807	
3	44.555		1:09.435		1:08.161	75.9	141.7	3:02.151		9	41.843		44.379		37.365	219.1	169.7	2:03.587	
4	58.940		56.333		41.780	213.4	71.3	2:37.053		10	41.332		43.900		37.141	220.4	173.7	2:02.373	
5	43.136		44.755		37.803	221.8	154.8	2:05.694		11	<u>41.302</u>		44.059		37.673	219.5	166.8	2:03.034	
6	41.984		44.730		37.746	<u>222.7</u>	169.1	2:04.460		12	41.691		<u>43.565</u>		<u>37.071</u>	219.5	<u>177.4</u>	<u>2:02.327</u>	

91 Chris Drake										Cooper T71/73									
lap	Sect-1	Speed	Sect-2	Speed	Sect-3	Speed	TopSpeed	laptime	pit	lap	Sect-1	Speed	Sect-2	Speed	Sect-3	Speed	Topspeed	laptime	pit
1	42.968		42.255		35.211	<u>216.4</u>	130.4	2:00.434		7	<u>39.521</u>		42.179		35.012	215.1	167.8	<u>1:56.712</u>	
2	39.838		42.861		36.027	201.9	164.3	1:58.726		8	39.568		<u>41.798</u>		35.406	213.4	169.9	1:56.772	
3	57.546		1:19.078		1:08.493	79.5	134.9	3:25.117		9	40.103		42.649		35.858	214.3	<u>171.8</u>	1:58.610	
4	57.759		58.220		37.789	216.0	91.4	2:33.768		10	40.062		42.053		35.766	213.9	166.6	1:57.881	
5	39.854		42.252		<u>34.897</u>	216.0	158.6	1:57.003		11	40.203		43.357		35.567	213.0	162.6	1:59.127	
6	39.532		42.225		35.221	216.0	165.8	1:56.978		12	40.054		42.111		35.137	214.3	160.0	1:57.302	

92 Stephen Banham										Cooper T45									
lap	Sect-1	Speed	Sect-2	Speed	Sect-3	Speed	TopSpeed	laptime	pit	lap	Sect-1	Speed	Sect-2	Speed	Sect-3	Speed	Topspeed	laptime	pit
1	53.107		54.985		43.467	176.5	110.9	2:31.559		7	48.547		<u>50.814</u>		42.980	175.0	134.4	<u>2:22.341</u>	
2	49.472		53.252		44.365	158.8	138.0	2:27.089		8	48.729		52.211		<u>42.837</u>	179.1	141.5	2:23.777	
3	50.764		53.080		57.848	65.0	136.6	2:41.692		9	48.790		51.390		42.878	179.1	<u>150.9</u>	2:23.058	
4	1:01.673		55.720		44.378	<u>180.3</u>	74.4	2:41.771		10	48.752		51.310		42.853	174.2	146.1	2:22.915	
5	48.621		51.175		43.060	<u>180.3</u>	142.8	2:22.856		11	48.709		52.413		42.965	170.6	147.8	2:24.087	
6	<u>48.229</u>		51.686		43.049	176.5	142.3	2:22.964		12									

248 Klaus Lehr										Maserati 250F									
lap	Sect-1	Speed	Sect-2	Speed	Sect-3	Speed	TopSpeed	laptime	pit	lap	Sect-1	Speed	Sect-2	Speed	Sect-3	Speed	Topspeed	laptime	pit
1	47.413		46.034		38.234	208.5	121.8	2:11.681		7	<u>42.205</u>		45.253		38.482	209.3	<u>172.9</u>	2:05.940	
2	42.540		46.061		41.099	187.5	159.5	2:09.700		8	42.749		45.240		<u>37.804</u>	210.1	157.0	2:05.793	
3	45.704		1:13.197		1:09.214	72.5	142.6	3:08.115		9	42.550		<u>44.758</u>		37.955	208.1	158.3	<u>2:05.263</u>	

Historic Grand Prix 2022

Historic Grand Prix Cars Association

15 - 17 July 2022

Laps and Sector Times - Race 2

4	57.761	56.684	41.325	<u>212.2</u>	79.4	2:35.770	10	43.213	45.185	38.223	209.3	159.5	2:06.621
5	42.270	45.250	38.463	208.5	159.7	2:05.983	11	43.619	44.926	38.074	208.9	148.9	2:06.619
6	43.020	45.967	37.864	210.9	146.3	2:06.851	12	42.584	45.426	38.180	209.3	162.1	2:06.190

Historic Grand Prix 2022

Historic Grand Prix Cars Association Positions for each lap - Race 2

15 - 17 July 2022

Positions for each lap

Pos	Nr.	Name	1	2	3	4	5	6	7	8	9	10	11	12
1	12	Rüdiger Friedrichs	12	12	12	12	12	12	12	12	12	12	12	12
2	63	Michel Kuiper	4	4	4	4	63	63	63	63	63	63	63	63
3	4	Andy Middlehurst	63	63	63	63	4	4	4	4	4	4	4	4
4	91	Chris Drake	91	91	91	91	91	91	91	91	91	91	91	91
5	49	Andrew Beaumont	38	38	38	38	66	66	66	66	49	49	49	49
6	20	Alex Morton	34	66	66	66	38	38	20	20	20	20	20	20
7	66	Sid Hoole	66	20	20	20	20	38	38	66	66	66	66	66
8	38	Richard Wilson	20	2	2	2	42	42	49	49	38	38	38	38
9	34	John Spiers	15	42	42	42	2	2	34	34	34	34	34	34
10	42	James Willis	2	37	37	37	34	34	42	42	42	42	42	42
11	2	Rod Jolley	42	34	34	34	37	49	2	2	2	2	2	2
12	37	Eddy Perk	37	248	248	248	49	37	37	37	37	37	37	37
13	87	Tony Lees	248	21	21	21	248	248	248	87	87	87	87	87
14	7	Nick Topliss	21	19	19	19	21	21	87	248	248	7	7	7
15	248	Klaus Lehr	1	7	7	7	19	7	21	21	21	248	248	248
16	21	Ian Nuthall	19	87	87	87	7	87	7	7	7	21	21	21
17	19	Paul Grant	7	49	49	49	87	19	19	19	19	19	19	19
18	44	Klaus Bergs	87	32	32	32	32	32	44	44	44	44	44	44
19	32	Guy Plante	32	36	36	36	36	44	32	32	32	32	32	32
20	1	John Romano	36	44	44	44	44	36	36	36	36	1	1	1
21	36	Erik Staes	44	8	8	8	8	8	1	1	1	36	36	36
22	8	Anthony Ditheridge	49	43	43	43	1	1	8	8	8	8	8	
23	43	Cliff Gray	8	1	1	1	43	43	43	43	43	43	43	
24	6	John Emery	43	45	45	6	6	6	6	6	6	6	6	
25	26	Luc Brandts	45	6	6	45	9	9	26	9	26	26	26	
26	45	Hans Ciers	26	26	26	26	26	26	45	26	45	45	45	
27	92	Stephen Banham	6	9	9	9	45	45	92	45	92	92	92	
28	22	John Gillett	92	92	92	92	92	92	9	92	22			
29	9	Arnold Herreman	9	22	22	22	22	22	22	22				
30	15	Thomas Matzelberger	22											

Historic Grand Prix 2022

Heat name : Historic Grand Prix Cars Association - Race 2
 Heat Date : 17 July 2022
 Track name : - 4259 mtr.

Participants Started	: 31	Participants Classified	: 31
Participants Finished	: 28	Participants Not Classified	: 5
Participants Not Finished	: 3		
Green flag at	: 13:41:43	Heat recording start time	: 13:28:37
Finish flag waved at	: 14:07:12	Heat recording end time	: 14:10:30
Total time under Green	: 25:29	Total of All Laps in Heat	: 336
Number of cautions	: 1	Total time under Yellow	: 00:06:23
Number of code-60's	: 0	Total time under Code-60	: 00:00:00

Cautions/Code-60 history during the heat

#	Start time	End time	Duration	Comment
1	13:41:43	864	25:29.076	
2	13:45:17	13:51:41	6:23	

Summary of winners per class

Nbr	Name / Team name	Car	Cls	Fastest Laptime	In	Avg. Speed	Laps	Race Time
12	Rüdiger Friedrichs	Cooper T53	7b	1:55.411	8	120.32	12	25:29.077
63	Michel Kuiper	Brabham BT 4	12	1:55.284	11	120.23	12	25:30.254
91	Chris Drake	Cooper T71/73	10b	1:56.712	7	119.30	12	25:42.111
20	Alex Morton	Lotus 21	10a	1:58.893	7	117.23	12	26:09.444
66	Sid Hoole	Cooper T66 F1	11	1:59.623	5	116.58	12	26:18.218
38	Richard Wilson	Ferrari 246 Dino	8	2:00.535	8	116.47	12	26:19.619
34	John Spiers	Maserati 250F	6	2:01.564	8	115.91	12	26:27.214
42	James Willis	Cooper T45	9	2:02.490	6	115.42	12	26:33.965
21	Ian Nuthall	Cooper Bristol MkII	5	2:05.022	9	113.43	12	27:02.044
43	Cliff Gray	Cooper T43	7c	2:09.723	5	109.41	11	25:41.465
26	Luc Brandts	Talbot Lago T26	2	2:16.629	6	105.44	11	26:39.431
22	John Gillett	MG K3	1	2:48.246	4	88.39	9	26:01.053

Leader history during the Heat

#	Nbr	Lap	to Lap	Name	Car
1	12	1	12	Rüdiger Friedrichs	Cooper T53

Best Lap time history during the Heat

#	Nbr	lap time	in lap	Name	Car	time of day
1	12	1:56.942	2	Rüdiger Friedrichs	Cooper T53	13:45:42
2	12	1:56.237	5	Rüdiger Friedrichs	Cooper T53	13:53:40
3	63	1:55.505	5	Michel Kuiper	Brabham BT 4	13:53:40
4	12	1:55.411	8	Rüdiger Friedrichs	Cooper T53	13:59:26
5	4	1:55.127	10	Andy Middlehurst	Lotus 18	14:03:22
6	4	1:55.124	11	Andy Middlehurst	Lotus 18	14:05:17

Summary of best lap times per class

Nbr	Name / Team name	Car	Cls	Fastest Laptime	In	Speed
22	John Gillett	MG K3	1	2:48.246	4	91.13
26	Luc Brandts	Talbot Lago T26	2	2:16.629	6	112.22
21	Ian Nuthall	Cooper Bristol MkII	5	2:05.022	9	122.64
34	John Spiers	Maserati 250F	6	2:01.564	8	126.13

Historic Grand Prix 2022

Summary of best laptimes per class

Nbr	Name / Team name	Car	Cls	Fastest Laptime	l n	Speed
38	Richard Wilson	Ferrari 246 Dino	8	2:00.535	8	127.20
4	Andy Middlehurst	Lotus 18	7b	1:55.124	11	133.18
43	Cliff Gray	Cooper T43	7c	2:09.723	5	118.19
42	James Willis	Cooper T45	9	2:02.490	6	125.17
20	Alex Morton	Lotus 21	10a	1:58.893	7	128.96
91	Chris Drake	Cooper T71/73	10b	1:56.712	7	131.37
66	Sid Hoole	Cooper T66 F1	11	1:59.623	5	128.17
63	Michel Kuiper	Brabham BT 4	12	1:55.284	11	133.00

Summary of number of laps in the lead

#	Nbr	Name	Car	# Laps in the lead
1	12	Rüdiger Friedrichs	Cooper	12