

HGPCA Formula 1 Pre-1966 ESTORIL CLASSIC - 21 e 22 Outubro 2017

Qualifying

Provisional Classification

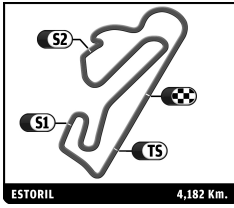
Nr.	Driver	Nat	Team	Car	Time	Lap Total	Gap	Kph
1	20	Joaquin Folch-Rusinol	ES	Lotus 16 365	7a	1:57.921	13 13	- - 127.7
2	15	James King	USA	Brabham BT7	11	1:59.783	6 12	+1.862 +1.862 125.7
3	66	Sid Hoole	GB	Cooper T66 F1	11	2:00.429	11 12	+2.508 +0.646 125.0
4	9	Barry Cannell	GB	Cooper T51	7b	2:01.003	10 13	+3.082 +0.574 124.4
5	2	Rod Jolley	GB	Cooper T45/51	7b	2:01.074	13 13	+3.153 +0.071 124.3
6	30	Julian Bronson	GB	Scarab Offenhauser	8	2:02.799	9 11	+4.878 +1.725 122.6
7	16	Max Smith Hilliard	GB	Lotus 16 363	7a	2:02.875	5 7	+4.954 +0.076 122.5
8	14	Richard Wilson	GB	Cooper T51	7b	2:03.752	8 9	+5.831 +0.877 121.7
9	121	Franck Trouillard	F	Lotus 21/24 938	10	2:05.097	11 12	+7.176 +1.345 120.3
10	43	Charles Gillett	GB	Cooper T43	9	2:05.525	11 12	+7.604 +0.428 119.9
11	71	Alan Baillie	GB	Cooper T71/73	10	2:05.711	11 12	+7.790 +0.186 119.8
12	88	Bernardo Hartogs	BR/Gf	Lotus 18/21 916	10	2:05.794	10 12	+7.873 +0.083 119.7
13	19	Paul Grant	B	Cooper Bristol Mk 2 3/53	5	2:08.292	11 12	+10.371 +2.498 117.4
14	1	John Romano	USA	Brabham BT11	11	2:08.368	10 12	+10.447 +0.076 117.3
15	32	Larry Kinch	GB	Lotus 32 Tasman	12	2:09.002	10 12	+11.081 +0.634 116.7
16	248	Klaus Lehr	D	Maserati 250F CM5	6	2:09.718	11 12	+11.797 +0.716 116.1
17	5	Tony Smith	GB	Ferrari 246 Dino	7a	2:09.791	12 12	+11.870 +0.073 116.0
18	21	Ian Nuthall	GB	Alta F2	5	2:09.905	11 11	+11.984 +0.114 115.9
19	34	John Bussey	GB	Cooper T43	7c	2:13.010	9 12	+15.089 +3.105 113.2
20	53	Scotty Taylor	AUS	Cooper T45/51	7c	2:15.956	5 7	+18.035 +2.946 110.7
21	47	Brian Jolliffe	GB	Cooper T45	9	2:16.041	2 6	+18.120 +0.085 110.7
22	6	Matthew Newman	GB	Brabham BT14	12	2:18.351	9 11	+20.430 +2.310 108.8
23	7	Michel Baudoin	F	Cooper T45	9	2:18.494	11 11	+20.573 +0.143 108.7
24	3	Stephan Rettenmaier	D	Alfa Romeo P3	1	2:26.638	3 10	+28.717 +8.144 102.7

Fastest Lap	Lap 13	Joaquin Folch-Rusinol	1:57.921	127.7 Kph
--------------------	--------	-----------------------	----------	-----------

Published at:

Track Status: **DRY**

Race Director: João Pedro Lima	Timekeeper:
--	----------------------------



HGPCA Formula 1 Pre-1966

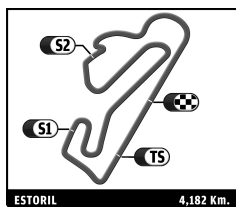
ESTORIL CLASSIC - 21 e 22 Outubro 2017

Qualifying

Best Sector Times

SECTOR 1			SECTOR 2		SECTOR 3		Pos	Driver	Ideal Lap	Best Lap	
Pos	Driver	Time	Driver	Time	Driver	Time					
1	20 J.Folch-Rusinol	23.931	20 J.Folch-Rusinol	56.687	20 J.Folch-Rusinol	36.290	1	20 J.Folch-Rusinol	1:56.908	1:57.921	(1)
2	66 S.Hoole	24.313	15 J.King	57.202	15 J.King	36.450	2	15 J.King	1:58.205	1:59.783	(2)
3	2 R.Jolley	24.359	66 S.Hoole	57.688	2 R.Jolley	37.238	3	66 S.Hoole	1:59.641	2:00.429	(3)
4	15 J.King	24.553	9 B.Cannell	58.343	9 B.Cannell	37.472	4	2 R.Jolley	2:00.254	2:01.074	(5)
5	9 B.Cannell	24.679	16 M.Smith Hilliard	58.653	66 S.Hoole	37.640	5	9 B.Cannell	2:00.494	2:01.003	(4)
6	30 J.Bronson	24.977	2 R.Jolley	58.657	14 R.Wilson	38.176	6	30 J.Bronson	2:02.306	2:02.799	(6)
7	71 A.Baillie	25.286	30 J.Bronson	59.059	30 J.Bronson	38.270	7	16 M.Smith Hilliard	2:02.851	2:02.875	(7)
8	14 R.Wilson	25.481	14 R.Wilson	59.234	16 M.Smith Hilliard	38.499	8	14 R.Wilson	2:02.891	2:03.752	(8)
9	43 C.Gillett	25.512	121 F.Trouillard	1:00.002	121 F.Trouillard	38.766	9	121 F.Trouillard	2:04.500	2:05.097	(9)
10	16 M.Smith Hilliard	25.699	71 A.Baillie	1:00.412	71 A.Baillie	38.925	10	71 A.Baillie	2:04.623	2:05.711	(11)
11	121 F.Trouillard	25.732	43 C.Gillett	1:00.450	88 B.Hartogs	39.054	11	43 C.Gillett	2:05.049	2:05.525	(10)
12	88 B.Hartogs	25.823	88 B.Hartogs	1:00.897	43 C.Gillett	39.087	12	88 B.Hartogs	2:05.774	2:05.794	(12)
13	32 L.Kinch	26.537	1 J.Romano	1:01.860	1 J.Romano	39.256	13	1 J.Romano	2:08.071	2:08.368	(14)
14	21 I.Nuthall	26.543	19 P.Grant	1:01.893	19 P.Grant	39.620	14	19 P.Grant	2:08.292	2:08.292	(13)
15	5 T.Smith	26.602	32 L.Kinch	1:02.118	248 K.Lehr	39.684	15	21 I.Nuthall	2:08.714	2:09.905	(18)
16	53 S.Taylor	26.717	21 I.Nuthall	1:02.253	21 I.Nuthall	39.918	16	32 L.Kinch	2:08.917	2:09.002	(15)
17	19 P.Grant	26.779	5 T.Smith	1:02.488	32 L.Kinch	40.262	17	248 K.Lehr	2:09.661	2:09.718	(16)
18	1 J.Romano	26.955	248 K.Lehr	1:02.928	5 T.Smith	40.701	18	5 T.Smith	2:09.791	2:09.791	(17)
19	248 K.Lehr	27.049	34 J.Bussey	1:03.592	34 J.Bussey	41.179	19	34 J.Bussey	2:11.968	2:13.010	(19)
20	34 J.Bussey	27.197	47 B.Jolliffe	1:05.094	47 B.Jolliffe	42.300	20	53 S.Taylor	2:15.035	2:15.956	(20)
21	47 B.Jolliffe	27.790	53 S.Taylor	1:05.694	53 S.Taylor	42.624	21	47 B.Jolliffe	2:15.184	2:16.041	(21)
22	6 M.Newman	27.854	7 M.Baudoin	1:06.477	7 M.Baudoin	42.702	22	6 M.Newman	2:17.602	2:18.351	(22)
23	7 M.Baudoin	29.064	6 M.Newman	1:06.661	6 M.Newman	43.087	23	7 M.Baudoin	2:18.243	2:18.494	(23)
24	3 S.Rettenmaier	30.508	3 S.Rettenmaier	1:10.872	3 S.Rettenmaier	45.258	24	3 S.Rettenmaier	2:26.638	2:26.638	(24)



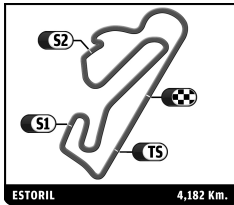


HGPCA Formula 1 Pre-1966 ESTORIL CLASSIC - 21 e 22 Outubro 2017 Qualifying

Best Top Speeds

Driver	Team		Top 1		Top 2		Top 3		Top 4		Top 5		Avg
			Kph	Lap	Kph	Lap	Kph	Lap	Kph	Lap	Kph	Lap	
15 James King		11	227.6	11	223.4	12	221.2	10	217.3	6	216.4	4	221,2
71 Alan Baillie		10	227.1	4	213.1	11	212.7	7	206.3	3	202.5	10	212,3
2 Rod Jolley		7b	226.7	7	219.9	6	208.2	9	207.5	13	201.8	11	212,8
20 Joaquin Folch-Rusinol		7a	220.8	9	198.1	12	196.7	11	196.4	13	196.0	7	201,6
66 Sid Hoole		11	217.3	6	215.6	11	210.6	10	205.5	7	204.0	12	210,6
14 Richard Wilson		7b	213.1	8	190.3	9	188.6	4	185.8	2	176.0	7	190,8
43 Charles Gillett		9	210.6	10	204.8	5	204.4	12	202.1	3	200.7	6	204,5
121 Franck Trouillard		10	207.5	11	199.9	9	192.6	6	191.9	4	186.7	12	195,7
21 Ian Nuthall		5	207.5	11	197.4	6	197.1	2	193.9	3	191.2	5	197,4
9 Barry Cannell		7b	205.9	13	203.6	10	202.1	11	199.2	12	195.0	9	201,2
1 John Romano		11	204.4	12	197.8	11	191.2	6	189.3	3	187.0	2	193,9
88 Bernardo Hartogs		10	202.1	10	200.7	11	196.0	4	190.9	2	187.7	3	195,5
30 Julian Bronson		8	200.3	9	198.5	5	194.6	2	190.9	4	189.9	10	194,8
53 Scotty Taylor		7c	198.8	6	183.9	2	178.5	4	174.9	5	174.0	3	182,0
47 Brian Jolliffe		9	196.4	4	188.6	5	188.0	3	173.5	2	144.8	6	178,3
5 Tony Smith		7a	195.3	12	193.3	9	192.9	11	191.6	6	182.7	5	191,2
32 Larry Kinch		12	192.9	9	189.0	10	186.7	11	186.4	12	182.1	3	187,4
248 Klaus Lehr		6	192.3	11	184.8	10	182.1	6	180.0	12	178.8	9	183,6
6 Matthew Newman		12	190.6	10	171.6	11	163.2	8	162.0	6	161.5	2	169,8
19 Paul Grant		5	189.9	6	189.3	10	185.5	11	184.8	12	181.2	2	186,1
16 Max Smith Hilliard		7a	188.3	5	187.7	7	182.1	6	177.7	4	163.9	3	179,9
34 John Bussey		7c	183.3	9	182.4	6	180.3	11	179.1	12	174.6	10	179,9
7 Michel Baudoin		9	183.0	8	179.7	5	176.3	11	170.5	9	160.6	10	174,0
3 Stephan Rettenmaier		1	155.6	3	152.4	8	147.5	6	147.1	2	142.9	10	149,1



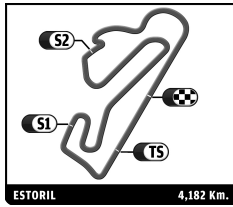


HGPCA Formula 1 Pre-1966 ESTORIL CLASSIC - 21 e 22 Outubro 2017 After Qualifying

Event maximum speed

Driver	Team	Car	Class	Top Speed	Lap	Sessior
15 James King		Brabham BT7	11	227.6	11	Qualifying
71 Alan Baillie		Cooper T71/73	10	227.1	4	Qualifying
2 Rod Jolley		Cooper T45/51	7b	226.7	7	Qualifying
20 Joaquin Folch-Rusinol		Lotus 16 365	7a	220.8	9	Qualifying
66 Sid Hoole		Cooper T66 F1	11	217.3	6	Qualifying
14 Richard Wilson		Cooper T51	7b	213.1	8	Qualifying
43 Charles Gillett		Cooper T43	9	210.6	10	Qualifying
121 Franck Trouillard		Lotus 21/24 938	10	207.5	11	Qualifying
21 Ian Nuthall		Alfa F2	5	207.5	11	Qualifying
9 Barry Cannell		Cooper T51	7b	205.9	13	Qualifying
1 John Romano		Brabham BT11	11	204.4	12	Qualifying
88 Bernardo Hartogs		Lotus 18/21 916	10	202.1	10	Qualifying
30 Julian Bronson		Scarab Offenhauser	8	200.3	9	Qualifying
53 Scotty Taylor		Cooper T45/51	7c	198.8	6	Qualifying
47 Brian Jolliffe		Cooper T45	9	196.4	4	Qualifying
5 Tony Smith		Ferrari 246 Dino	7a	195.3	12	Qualifying
32 Larry Kinch		Lotus 32 Tasman	12	192.9	9	Qualifying
248 Klaus Lehr		Maserati 250F CM5	6	192.3	11	Qualifying
6 Matthew Newman		Brabham BT14	12	190.6	10	Qualifying
19 Paul Grant		Cooper Bristol Mk 2 3/53	5	189.9	6	Qualifying
16 Max Smith Hilliard		Lotus 16 363	7a	188.3	5	Qualifying
34 John Bussey		Cooper T43	7c	183.3	9	Qualifying
7 Michel Baudoin		Cooper T45	9	183.0	8	Qualifying
3 Stephan Rettenmaier		Alfa Romeo P3	1	155.6	3	Qualifying





HGPCA Formula 1 Pre-1966

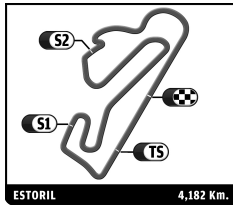
ESTORIL CLASSIC - 21 e 22 Outubro 2017

Qualifying

Analysis

■ Personal Best
 ■ Session Best
 ■ Crossing the finish line in pit lane

Lap	Time	Sector 1	Sector 2	Sector 3	T. Spd	Elapsed	Lap	Time	Sector 1	Sector 2	Sector 3	T. Spd	Elapsed	
1	John Romano USA							11	2:12.337	27.337	1:03.535	41.465	192.9	27:52.712
	Brabham BT11							12	2:09.791	26.602	1:02.488	40.701	195.3	30:02.503
1	3:10.002	1:20.324	1:08.403	41.275		3:10.002								
2	2:11.266	27.858	1:02.404	41.004	187.0	5:21.268								
3	2:15.252	29.207	1:04.251	41.794	189.3	7:36.520								
4	2:13.036	27.227	1:03.082	42.727	186.4	9:49.556								
5	2:16.154	27.970	1:05.874	42.310	166.9	12:05.710								
6	2:10.080	27.443	1:02.742	39.895	191.2	14:15.790								
7	3:29.475 B	47.152	1:35.949	1:06.374	160.6	17:45.265								
8	3:50.737	2:03.845	1:05.285	41.607		21:36.001								
9	2:11.520	27.856	1:02.427	41.237	179.7	23:47.521								
10	2:08.368	27.053	1:02.059	39.256	178.8	25:55.889								
11	2:09.166	26.955	1:01.860	40.351	197.8	28:05.055								
12	2:11.213	28.049	1:03.179	39.985	204.4	30:16.268								
2	Rod Jolley GB							6	Matthew Newman GB					
	Cooper T45/51								Brabham BT14					
1	2:37.469	45.227	1:11.562	40.680		2:37.469	1	3:35.510	1:26.739	1:18.786	49.985		3:35.510	
2	2:10.958	28.072	1:03.761	39.125	183.6	4:48.427	2	2:38.433	33.152	1:15.593	49.688	161.5	6:13.943	
3	2:04.078	26.268	59.732	38.078	200.7	6:52.505	3	2:34.653	32.173	1:14.023	48.457	136.0	8:48.596	
4	2:03.413	25.245	1:00.153	38.015	197.4	8:55.918	4	2:38.114	31.242	1:17.024	49.848	158.7	11:26.710	
5	2:04.604	25.541	59.540	39.523	187.0	11:00.522	5	2:36.473	33.271	1:14.264	48.938	155.8	14:03.183	
6	2:03.006	24.703	59.202	39.101	219.9	13:03.528	6	3:04.913 B	32.994	1:21.005	1:10.914	162.0	17:08.096	
7	2:34.508 B	24.722	1:02.860	1:06.926	226.7	15:38.036	7	5:17.023	3:09.142	1:22.045	45.836		22:25.118	
8	5:23.716	3:44.207	1:01.274	38.235		21:01.751	8	2:21.979	30.003	1:08.403	43.573	163.2	24:47.097	
9	2:02.788	24.904	58.931	38.953	208.2	23:04.539	9	2:18.351	28.603	1:06.661	43.087	160.8	27:05.448	
10	2:01.749	24.963	59.159	37.627	198.1	25:06.288	10	2:21.687	27.854	1:10.651	43.182	190.6	29:27.135	
11	2:02.505	24.694	59.111	38.700	201.8	27:08.793	11	2:49.476 B	28.897	1:14.907	1:05.672	171.6	32:16.611	
12	2:01.443	25.070	58.657	37.716	195.7	29:10.236								
13	2:01.074	24.359	59.477	37.238	207.5	31:11.310								
3	Stephan Rettenmaier D							7	Michel Baudoin F					
	Alfa Romeo P3								Cooper T45					
1	3:08.778	1:10.850	1:12.355	45.573		3:08.778	1	3:41.942	1:39.018	1:16.004	46.920		3:41.942	
2	2:29.572	31.234	1:12.307	46.031	147.1	5:38.350	2	2:29.306	31.967	1:11.805	45.534	151.7	6:11.248	
3	2:26.638	30.508	1:10.872	45.258	155.6	8:04.988	3	2:29.708	31.855	1:11.762	46.091	148.9	8:40.956	
4	2:29.126	31.301	1:11.501	46.324	138.7	10:34.114	4	2:26.714	31.067	1:10.308	45.339	150.5	11:07.670	
5	2:30.003	31.631	1:11.828	46.544	139.4	13:04.117	5	2:22.742	30.013	1:08.290	44.439	179.7	13:30.412	
6	2:53.246 B	30.823	1:14.796	1:07.627	147.5	15:57.363	6	3:04.846 B	30.962	1:22.551	1:11.333	152.8	16:35.258	
7	6:14.468	4:16.762	1:11.638	46.068		22:11.830	7	5:11.731	3:13.356	1:13.165	45.210		21:46.988	
8	2:29.330	31.268	1:12.164	45.898	152.4	24:41.160	8	2:19.091	29.130	1:06.477	43.484	183.0	24:06.079	
9	2:32.354	31.848	1:13.435	47.071	133.2	27:13.514	9	2:21.650	29.977	1:08.395	43.278	170.5	26:27.729	
10	2:29.870	31.571	1:12.236	46.063	142.9	29:43.384	10	2:20.801	29.540	1:07.706	43.555	160.6	28:48.530	
5	Tony Smith GB							9	Barry Cannell GB					
	Ferrari 246 Dino								Cooper T51					
1	2:59.340	1:04.451	1:10.545	44.344		2:59.340	1	2:56.059	1:00.810	1:12.508	42.741		2:56.059	
2	2:17.390	29.518	1:05.831	42.041	149.7	5:16.730	2	2:12.611	29.028	1:03.980	39.603	165.9	5:08.670	
3	2:18.846	29.554	1:06.623	42.669	164.2	7:35.576	3	2:09.918	26.601	1:04.127	39.190	186.1	7:18.588	
4	2:15.341	28.681	1:03.967	42.693	165.4	9:50.917	4	2:05.082	25.771	1:00.571	38.740	187.7	9:23.670	
5	2:15.891	27.886	1:06.343	41.662	182.7	12:06.808	5	2:04.184	25.505	1:00.455	38.224	194.3	11:27.854	
6	2:11.257	27.166	1:03.119	40.972	191.6	14:18.065	6	2:06.774	27.205	1:01.397	38.172	163.2	13:34.628	
7	3:28.611 B	45.339	1:36.458	1:06.814	143.3	17:46.676	7	2:51.143 B	25.798	1:12.581	1:12.764	192.3	16:25.771	
8	3:29.715	1:42.436	1:05.733	41.546		21:16.390	8	4:44.077	3:00.208	1:04.500	39.369		21:09.847	
9	2:11.456	27.033	1:03.593	40.830	193.3	23:27.846	9	2:01.144	25.329	58.343	37.472	195.0	23:10.991	
10	2:12.529	27.112	1:04.473	40.944	179.1	25:40.375	10	2:01.003	24.679	58.664	37.660	203.6	25:11.994	
14	Richard Wilson GB							14	Richard Wilson GB					
	Cooper T51								Cooper T51					
1	3:08.055	1:16.201	1:07.583	44.271		3:08.055	1	3:08.055	1:16.201	1:07.583	44.271		3:08.055	
2	2:10.625	28.609	1:02.424	39.592	185.8	5:18.680	2	2:10.625	28.609	1:02.424	39.592	185.8	5:18.680	
3	2:11.667	26.650	1:03.498	41.519	161.1	7:30.347	3	2:11.667	26.650	1:03.498	41.519	161.1	7:30.347	
4	7:56.485 B	25.481	59.407	6:31.597	188.6	15:26.832	4	7:56.485 B	25.481	59.407	6:31.597	188.6	15:26.832	
5	6:09.253	4:24.163	1:05.110	39.980		21:36.084	5	6:09.253	4:24.163	1:05.110	39.980		21:36.084	
6	2:05.537	26.635	1:00.101	38.801	175.7	23:41.621	6	2:05.537	26.635	1:00.101	38.801	175.7	23:41.621	
7	2:05.027	26.310	1:00.541	38.176	176.0	25:46.648	7	2:05.027	26.310	1:00.541	38.176	176.0	25:46.648	
8	2:03.752	25.601	59.544	38.607	213.1	27:50.400	8	2:03.752	25.601	59.544	38.607	213.1	27:50.400	



HGPCA Formula 1 Pre-1966

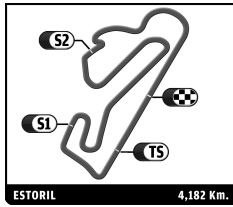
ESTORIL CLASSIC - 21 e 22 Outubro 2017

Qualifying

Analysis

■ Personal Best ■ Session Best B Crossing the finish line in pit lane

Lap	Time	Sector 1	Sector 2	Sector 3	T. Spd	Elapsed	Lap	Time	Sector 1	Sector 2	Sector 3	T. Spd	Elapsed
9	2:04.439	26.547	59.234	38.658	190.3	29:54.839							
15	James King					USA	21	Ian Nuthall					GB
						Brabham BT7							Alfa F2
1	2:53.430	59.144	1:12.267	42.019		2:53.430	1	2:52.385	55.210	1:14.538	42.637		2:52.385
2	2:07.574	26.558	1:02.534	38.482	203.6	5:01.004	2	2:13.956	28.656	1:03.959	41.341	197.1	5:06.341
3	2:01.356	24.981	58.490	37.885	212.3	7:02.360	3	2:13.020	27.489	1:04.385	41.146	193.9	7:19.361
4	2:00.584	24.664	58.271	37.649	216.4	9:02.944	4	2:12.436	27.344	1:03.940	41.152	179.1	9:31.797
5	2:03.455	24.716	59.879	38.860	216.0	11:06.399	5	2:12.800	27.800	1:03.660	41.340	191.2	11:44.597
6	1:59.783	24.687	57.749	37.347	217.3	13:06.182	6	2:24.264 B	26.543	1:04.143	53.578	197.4	14:08.861
7	2:24.911 B	24.553	58.346	1:02.012	215.2	15:31.093	7	7:00.885	5:15.281	1:04.797	40.807		21:09.745
8	6:15.615	4:38.961	1:00.204	36.450		21:46.707	8	2:11.508	27.378	1:03.663	40.467	175.4	23:21.253
9	2:00.409	26.019	57.202	37.188	209.8	23:47.116	9	2:10.408	27.184	1:03.306	39.918	187.0	25:31.661
10	1:59.920	24.720	58.258	36.942	221.2	25:47.036	10	2:10.225	26.860	1:02.253	41.112	190.6	27:41.886
11	2:00.885	24.604	57.943	38.338	227.6	27:47.921	11	2:09.905	26.892	1:02.910	40.103	207.5	29:51.791
12	2:22.714 B	24.737	58.699	59.278	223.4	30:10.635							
16	Max Smith Hilliard					GB	30	Julian Bronson					GB
						Lotus 16 363							Scarab Offenhauser
1	3:08.195	1:18.976	1:05.446	43.773		3:08.195	1	2:43.832	55.749	1:05.838	42.245		2:43.832
2	2:09.361	27.724	1:01.766	39.871	161.8	5:17.556	2	2:05.636	25.738	1:00.256	39.642	194.6	4:49.468
3	2:08.688	27.029	1:02.041	39.618	163.9	7:26.244	3	2:05.424	26.104	1:00.345	38.975	180.3	6:54.892
4	2:06.690	27.143	59.929	39.618	177.7	9:32.934	4	2:03.399	25.504	59.625	38.270	190.9	8:58.291
5	2:02.875	25.723	58.653	38.499	188.3	11:35.809	5	2:08.372	25.359	1:02.236	40.777	198.5	11:06.663
6	2:07.424	25.699	1:00.220	41.505	182.1	13:43.233	6	2:06.566	26.548	1:00.556	39.462	169.0	13:13.229
7	2:56.607 B	25.945	1:16.780	1:13.882	187.7	16:39.840	7	2:43.164 B	25.555	1:03.682	1:13.927	188.6	15:56.393
19	Paul Grant					B	8	5:37.690	3:39.659	1:17.474	40.557		21:34.082
						Cooper Bristol Mk 2 3/53	9	2:02.799	25.055	59.059	38.685	200.3	23:36.881
1	2:21.009	32.192	1:06.402	42.415		2:21.009	10	2:27.025	24.977	1:21.990	40.058	189.9	26:03.906
2	2:13.188	27.892	1:04.138	41.158	181.2	4:34.197	11	2:24.073 B	25.309	1:03.114	55.650	189.6	28:27.979
3	2:12.515	28.237	1:03.734	40.544	174.0	6:46.712	32	Larry Kinch					GB
4	2:11.406	27.624	1:03.040	40.742	180.6	8:58.118							Lotus 32 Tasman
5	2:10.901	27.268	1:03.198	40.435	181.2	11:09.019	1	3:00.986	1:07.748	1:09.628	43.610		3:00.986
6	2:12.411	27.743	1:03.175	41.493	189.9	13:21.430	2	2:13.544	28.522	1:03.098	41.924	160.1	5:14.530
7	2:46.946 B	27.310	1:10.418	1:09.218	178.8	16:08.376	3	2:18.626	27.328	1:07.674	43.624	182.1	7:33.156
8	5:00.637	3:14.875	1:04.536	41.226		21:09.012	4	2:15.974	28.089	1:04.131	43.754	173.5	9:49.130
9	2:11.568	27.503	1:03.370	40.695	178.0	23:20.580	5	2:19.522	29.735	1:07.394	42.393	171.6	12:08.652
10	2:10.384	27.285	1:03.063	40.036	189.3	25:30.964	6	2:17.561	27.258	1:06.998	43.305	177.4	14:26.213
11	2:08.292	26.779	1:01.893	39.620	185.5	27:39.256	7	3:34.537 B	40.169	1:41.517	1:12.851	137.0	18:00.750
12	2:09.280	26.839	1:02.014	40.427	184.8	29:48.536	8	3:44.926	1:54.142	1:07.432	43.352	182.1	21:45.675
20	Joaquin Folch-Rusinol					ES	9	2:12.493	27.794	1:02.727	41.972	192.9	23:58.168
						Lotus 16 365	10	2:09.002	26.602	1:02.138	40.262	189.0	26:07.170
1	3:20.220	1:38.097	1:02.665	39.458		3:20.220	11	2:09.282	26.537	1:02.118	40.627	186.7	28:16.452
2	2:01.272	26.079	58.262	36.931	179.7	5:21.492	12	2:59.814 B	28.169	1:11.191	1:20.454	186.4	31:16.266
3	2:05.418	25.036	1:00.526	39.856	190.3	7:26.910	34	John Bussey					GB
4	2:02.231	25.711	58.870	37.650	186.7	9:29.141							Cooper T43
5	2:01.545	25.178	59.425	36.942	184.8	11:30.686	1	2:56.532	53.767	1:17.930	44.835		2:56.532
6	2:00.664	25.439	57.351	37.874	193.3	13:31.350	2	2:17.719	29.316	1:05.920	42.483	160.8	5:14.251
7	2:40.232 B	24.936	1:07.984	1:07.312	196.0	16:11.582	3	2:19.163	28.757	1:06.025	44.381	171.6	7:33.414
8	5:03.871	3:28.190	58.079	37.602		21:15.452	4	2:17.228	28.403	1:04.551	44.274	157.4	9:50.642
9	2:00.679	23.931	59.687	37.061	220.8	23:16.131	5	2:16.485	28.706	1:05.403	42.376	166.2	12:07.127
10	1:58.188	24.621	57.277	36.290	195.7	25:14.319	6	2:16.145	27.605	1:05.804	42.736	182.4	14:23.272
11	1:58.204	24.142	57.133	36.929	196.7	27:12.523	7	3:31.651 B	41.682	1:40.893	1:09.076	129.4	17:54.923
12	1:58.120	23.980	56.770	37.370	198.1	29:10.643	8	3:31.995	1:39.813	1:07.916	44.266		21:26.917
13	1:57.921	24.473	56.687	36.761	196.4	31:08.564	9	2:13.010	27.223	1:03.644	42.143	183.3	23:39.927
							10	2:13.284	27.668	1:04.067	41.549	174.6	25:53.211
							11	2:13.360	27.197	1:03.592	42.571	180.3	28:06.571



HGPCA Formula 1 Pre-1966

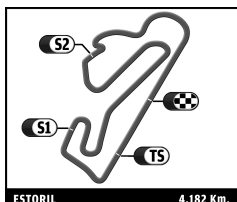
ESTORIL CLASSIC - 21 e 22 Outubro 2017

Qualifying

Analysis

■ Personal Best
 ■ Session Best
 ■ Crossing the finish line in pit lane

Lap	Time	Sector 1	Sector 2	Sector 3	T. Spd	Elapsed	Lap	Time	Sector 1	Sector 2	Sector 3	T. Spd	Elapsed
43 Charles Gillett GB													
Cooper T43													
1	2:56.713	1:02.646	1:11.294	42.773		2:56.713	5	2:08.097	26.062	1:02.198	39.837	185.1	11:28.019
2	2:14.518	29.265	1:03.791	41.462	154.3	5:11.231	6	2:08.626	26.304	1:02.688	39.634	185.5	13:36.645
3	2:09.943	26.200	1:02.338	41.405	202.1	7:21.174	7	2:51.882 B	25.286	1:18.586	1:08.010	212.7	16:28.527
4	2:06.866	26.637	1:00.881	39.348	183.0	9:28.040	8	4:57.041	3:12.315	1:04.499	40.227		21:25.567
5	2:06.732	25.825	1:01.229	39.678	204.8	11:34.772	9	2:08.626	26.441	1:02.303	39.882	188.6	23:34.193
6	2:09.460	26.258	1:01.982	41.220	200.7	13:44.232	10	2:08.130	26.048	1:02.656	39.426	202.5	25:42.323
7	3:06.404 B	26.775	1:29.686	1:09.943	195.7	16:50.636	11	2:05.711	25.817	1:00.969	38.925	213.1	27:48.034
8	4:21.458	2:36.303	1:05.020	40.135		21:12.093	12	2:06.290	26.041	1:00.412	39.837	200.7	29:54.324
9	2:06.552	26.391	1:00.927	39.234	192.6	23:18.645							
10	2:06.120	25.512	1:01.521	39.087	210.6	25:24.765							
11	2:05.525	25.812	1:00.450	39.263	195.7	27:30.290							
12	2:06.677	25.616	1:01.681	39.380	204.4	29:36.967							
47 Brian Jolliffe GB													
Cooper T45													
1	2:55.667	56.979	1:15.119	43.569		2:55.667							
2	2:16.041	28.647	1:05.094	42.300	173.5	5:11.708							
3	2:28.721	27.790	1:06.483	54.448	188.0	7:40.429							
4	2:20.839	27.819	1:08.005	45.015	196.4	10:01.268							
5	2:19.941	27.942	1:07.145	44.854	188.6	12:21.209							
6	2:57.114 B	31.082	1:10.749	1:15.283	144.8	15:18.323							
53 Scotty Taylor AUS													
Cooper T45/51													
1	2:54.712	52.734	1:18.212	43.766		2:54.712							
2	2:17.525	27.447	1:06.390	43.688	183.9	5:12.237							
3	2:19.377	28.299	1:07.946	43.132	174.0	7:31.614							
4	2:17.970	26.739	1:07.735	43.496	178.5	9:49.584							
5	2:15.956	27.638	1:05.694	42.624	174.9	12:05.540							
6	2:23.311	26.717	1:10.168	46.426	198.8	14:28.851							
7	3:41.884 B	41.146	1:42.018	1:18.720	119.6	18:10.735							
66 Sid Hoole GB													
Cooper T66 F1													
1	3:20.231	1:30.385	1:09.381	40.465		3:20.231							
2	2:05.731	27.106	1:00.255	38.370	169.0	5:25.962							
3	2:06.684	25.322	1:00.565	40.797	202.9	7:32.646							
4	2:03.519	26.041	58.759	38.719	184.2	9:36.165							
5	2:04.842	25.213	1:00.850	38.779	201.8	11:41.007							
6	2:03.368	24.612	58.827	39.929	217.3	13:44.375							
7	2:54.031 B	25.521	1:15.040	1:13.470	205.5	16:38.406							
8	4:57.557	3:16.375	1:00.868	40.314		21:35.962							
9	2:02.382	25.528	57.999	38.855	193.9	23:38.344							
10	2:03.714	24.313	1:00.668	38.733	210.6	25:42.058							
11	2:00.429	25.101	57.688	37.640	215.6	27:42.487							
12	2:02.541	25.544	58.848	38.149	204.0	29:45.028							
71 Alan Baillie GB													
Cooper T71/73													
1	2:50.441	58.000	1:11.344	41.097		2:50.441							
2	2:11.389	27.284	1:04.247	39.858	192.3	5:01.830							
3	2:05.960	25.515	1:01.226	39.219	206.3	7:07.790							
4	2:12.132	26.314	1:05.524	40.294	227.1	9:19.922							
88 Bernardo Hartogs BR/GB													
Lotus 18/21 916													
1	2:46.326	49.169	1:12.045	45.112		2:46.326							
2	2:11.917	27.015	1:03.376	41.526	190.9	4:58.243							
3	2:11.256	27.148	1:03.735	40.373	187.7	7:09.499							
4	2:10.483	26.274	1:03.413	40.796	196.0	9:19.982							
5	2:11.010	27.005	1:03.116	40.889	179.7	11:30.992							
6	2:13.220	28.396	1:03.234	41.590	170.5	13:44.212							
7	3:09.103 B	27.288	1:30.074	1:11.741	178.5	16:53.315							
8	4:43.064	2:56.337	1:05.402	41.325		21:36.378							
9	2:10.447	27.899	1:02.512	40.036	177.1	23:46.825							
10	2:05.794	25.843	1:00.897	39.054	202.1	25:52.619							
11	2:07.347	25.823	1:01.368	40.156	200.7	27:59.966							
12	2:40.579	32.672	1:17.616	50.291	169.7	30:40.545							
121 Franck Trouillard F													
Lotus 21/24 938													
1	3:20.748	1:24.504	1:11.420	44.824		3:20.748							
2	2:16.320	30.141	1:03.923	42.256	151.7	5:37.068							
3	2:11.781	27.395	1:02.231	42.155	173.8	7:48.849							
4	2:12.517	26.506	1:01.508	44.503	191.9	10:01.366							
5	2:09.005	26.861	1:01.664	40.480	185.1	12:10.371							
6	2:09.815	26.216	1:02.982	40.617	192.6	14:20.186							
7	3:30.551 B	43.789	1:37.374	1:09.388	128.7	17:50.737							
8	3:32.024	1:40.382	1:08.718	42.924		21:22.760							
9	2:05.639	26.134	1:00.002	39.503	199.9	23:28.399							
10	2:09.102	27.218	1:02.207	39.677	174.9	25:37.501							
11	2:05.097	25.732	1:00.599	38.766	207.5	27:42.598							
12	2:11.624	26.888	1:03.840	40.896	186.7	29:54.222							
248 Klaus Lehr D													
Maserati 250F CM5													
1	2:47.043	44.049	1:16.662	46.332		2:47.043							
2	2:17.355	28.961	1:07.763	40.631	159.0	5:04.398							
3	2:15.985	28.083	1:06.536	41.366	166.7	7:20.383							
4	2:12.696	28.364	1:04.171	40.161	167.9	9:33.079							
5	2:13.814	27.547	1:05.584	40.683	177.7	11:46.893							
6	2:12.181	27.086	1:03.605	41.490	182.1	13:59.074							
7	3:02.845 B	29.752	1:22.751	1:10.342	164.9	17:01.919							
8	4:44.584	2:55.969	1:05.459	43.156		21:46.502							
9	2:12.492	28.481	1:03.396	40.615	178.8	23:58.994							
10	2:10.082	27.139	1:03.259	39.684	184.8	26:09.076							
11	2:09.718	27.049	1:02.928	39.741	192.3	28:18.794							
12	2:53.218 B	28.890	1:13.362	1:10.966	180.0	31:12.012							



HGPCA Formula 1 Pre-1966 ESTORIL CLASSIC - 21 e 22 Outubro 2017 Race 1 (25')

Starting Grid

2:26.638 Stephan Rettenmaier	3	- 12 -	7	2:19.091 Michel Baudoin
2:18.351 Matthew Newman	6	- 11 -	47	2:16.041 Brian Jolliffe
2:15.956 Scotty Taylor	53	- 10 -	34	2:13.010 John Bussey
2:09.905 Ian Nuthall	21	- 9 -	5	2:09.791 Tony Smith
2:09.718 Klaus Lehr	248	- 8 -	32	2:09.002 Larry Kinch
2:08.368 John Romano	1	- 7 -	19	2:08.292 Paul Grant
2:05.794 Bernardo Hartogs	88	- 6 -	71	2:05.711 Alan Baillie
2:05.525 Charles Gillett	43	- 5 -	121	2:05.097 Franck Trouillard
2:03.752 Richard Wilson	14	- 4 -	16	2:02.875 Max Smith Hilliard
2:02.799 Julian Bronson	30	- 3 -	2	2:01.443 Rod Jolley
2:01.003 Barry Cannell	9	- 2 -	66	2:00.429 Sid Hoole
1:59.783 James King	15	- 1 -	20	1:58.120 Joaquin Folch-Rusinol

Pole

Stewards:

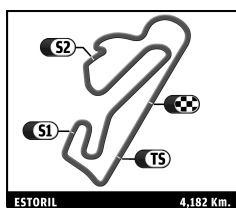
Júlia Hipólito

Ricardo Hipólito

Pedro Pinho

Timekeeper:





HGPCA Formula 1 Pre-1966

ESTORIL CLASSIC - 21 e 22 Outubro 2017

Race 1 (25')

Final Classification

Drivers	Nat	Team	Vehicle	Class	Laps	Total Time	Gap	Kph	Best Lap			
									Lap	Time	Kph	
1	15	James King	USA	Brabham BT7	11	13	26:02.743	-	125.2	13	1:58.058	127.5
2	20	Joaquin Folch-Rusinol	ES	Lotus 16 365	7a	13	26:04.039	+1.296	125.1	12	1:59.019	126.5
3	9	Barry Cannell	GB	Cooper T51	7b	13	26:08.204	+5.461	124.8	6	1:58.563	127.0
4	2	Rod Jolley	GB	Cooper T45/51	7b	13	26:09.797	+7.054	124.7	6	1:59.164	126.3
5	66	Sid Hoole	GB	Cooper T66 F1	11	13	26:18.658	+15.915	124.0	4	1:59.208	126.3
6	30	Julian Bronson	GB	Scarab Offenhauser	8	13	26:34.821	+32.078	122.7	3	2:01.245	124.2
7	14	Richard Wilson	GB	Cooper T51	7b	13	26:35.628	+32.885	122.7	4	2:01.028	124.4
8	16	Max Smith Hilliard	GB	Lotus 16 363	7a	13	26:49.917	+47.174	121.6	11	1:59.885	125.6
9	88	Bernardo Hartogs	BR/GB	Lotus 18/21 916	10	13	27:28.576	+1:25.833	118.7	13	2:04.061	121.4
10	121	Franck Trouillard	F	Lotus 21/24 938	10	13	27:34.376	+1:31.633	118.3	10	2:04.906	120.5
11	43	Charles Gillett	GB	Cooper T43	9	13	27:38.332	+1:35.589	118.0	5	2:04.240	121.2
12	5	Tony Smith	GB	Ferrari 246 Dino	7a	13	28:07.326	+2:04.583	116.0	6	2:07.630	118.0
13	21	Ian Nuthall	GB	Alfa F2	5	13	28:10.893	+2:08.150	115.7	10	2:08.080	117.5
14	19	Paul Grant	B	Cooper Bristol Mk 2 3/53	5	13	28:11.377	+2:08.634	115.7	12	2:07.912	117.7
15	71	Alan Baillie	GB	Cooper T71/73	10	13	28:28.293	+2:25.550	114.6	10	2:04.941	120.5
16	1	John Romano	USA	Brabham BT11	11	12	26:25.004	1 Lap	114.0	9	2:07.623	118.0
17	53	Scotty Taylor	AUS	Cooper T45/51	7c	12	26:56.490	1 Lap	111.8	4	2:10.416	115.4
18	6	Matthew Newman	GB	Brabham BT14	12	12	27:02.407	1 Lap	111.4	12	2:09.743	116.0
19	34	John Bussey	GB	Cooper T43	7c	12	27:03.047	1 Lap	111.3	12	2:12.155	113.9
20	7	Michel Baudoin	F	Cooper T45	9	12	27:40.718	1 Lap	108.8	11	2:13.779	112.5
21	3	Stephan Rettenmaier	D	Alfa Romeo P3	1	11	27:17.958	2 Laps	101.1	2	2:26.686	102.6
22	248	Klaus Lehr	D	Maserati 250F CM5	6	8	18:06.721	5 Laps	110.8	2	2:09.007	116.7
23	32	Larry Kinch	GB	Lotus 32 Tasman	12	5	11:44.080	8 Laps	106.9	4	2:06.682	118.8
24	47	Brian Jolliffe	GB	Cooper T45	9							

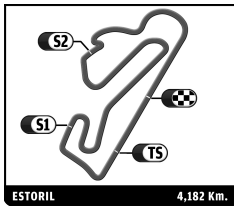
Pole Position		J. Folch-Rusinol	1:58.120	127.5 Kph
Fastest Lap	Lap 13	James King	1:58.058	127.5 Kph

Published at:

Track Status: **DRY**

Stewards:	Timekeeper:
Júlia Hipólito Ricardo Hipólito Pedro Pinho	





HGPCA Formula 1 Pre-1966

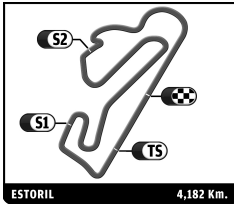
ESTORIL CLASSIC - 21 e 22 Outubro 2017

Race 1

Lap Chart

		LAP													
Nr	Pos	Grid	1	2	3	4	5	6	7	8	9	10	11	12	13
20	1	20	2	2	2	15	15	15	15	2	2	2	20	15	15
15	2	15	20	15	15	2	2	2	2	20	20	20	15	20	20
66	3	66	15	20	20	20	20	20	20	15	15	15	9	9	9
9	4	9	9	9	9	9	9	9	9	9	9	9	2	2	2
2	5	2	66	66	66	66	66	66	66	66	66	66	66	66	66
30	6	30	30	30	30	30	30	30	30	30	30	14	30	30	30
16	7	16	14	14	14	14	14	14	14	14	14	30	14	14	14
14	8	14	43	43	43	16	16	16	16	16	16	16	16	16	16
121	9	121	88	88	88	43	43	43	43	43	43	43	43	43	88
43	10	43	16	16	16	88	88	88	88	88	88	88	88	88	121
71	11	71	121	121	121	121	71	71	71	71	71	71	71	71	43
88	12	88	71	71	71	71	121	121	121	121	121	121	121	121	5
19	13	19	248	248	248	248	248	248	21	5	5	5	5	5	21
1	14	1	21	21	21	21	21	21	19	21	21	21	21	21	19
32	15	32	19	19	19	19	19	19	5	19	19	19	19	19	71
248	16	248	1	1	32	32	5	5	248	1	1	1	1	1	1
5	17	5	5	5	5	5	53	53	53	53	53	53	53	53	53
21	18	21	32	32	53	53	1	1	1	248	34	34	34	6	6
34	19	34	53	53	34	1	34	34	34	34	6	6	6	6	34
53	20	53	34	34	1	34	6	6	6	6	7	7	7	7	7
47	21	47	7	6	6	6	32	7	7	7	3	3	3	3	3
6	22	6	6	7	7	7	7	3	3	3					
7	23	7	3	3	3	3	3								
3	24	3													





HGPCA Formula 1 Pre-1966

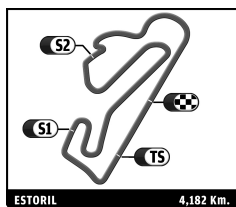
ESTORIL CLASSIC - 21 e 22 Outubro 2017

Race 1

Best Sector Times

SECTOR 1			SECTOR 2		SECTOR 3		Pos	Driver	Ideal Lap	Best Lap
Pos	Driver	Time	Driver	Time	Driver	Time				
1	2 R.Jolley	23.984	20 J.Folch-Rusinol	57.076	9 B.Cannell	36.318	1	9 B.Cannell	1:57.965	1:58.563 (2)
2	15 J.King	24.084	16 M.Smith Hilliard	57.325	2 R.Jolley	36.845	2	20 J.Folch-Rusinol	1:58.159	1:59.019 (3)
3	9 B.Cannell	24.110	66 S.Hoole	57.398	20 J.Folch-Rusinol	36.894	3	15 J.King	1:58.541	1:58.058 (1)
4	66 S.Hoole	24.155	15 J.King	57.534	15 J.King	36.923	4	2 R.Jolley	1:58.680	1:59.164 (4)
5	20 J.Folch-Rusinol	24.189	9 B.Cannell	57.537	14 R.Wilson	37.011	5	66 S.Hoole	1:58.712	1:59.208 (5)
6	14 R.Wilson	24.291	2 R.Jolley	57.851	66 S.Hoole	37.159	6	16 M.Smith Hilliard	1:59.804	1:59.885 (6)
7	30 J.Bronson	24.582	30 J.Bronson	58.468	30 J.Bronson	37.463	7	14 R.Wilson	2:00.091	2:01.028 (7)
8	16 M.Smith Hilliard	24.975	14 R.Wilson	58.789	16 M.Smith Hilliard	37.504	8	30 J.Bronson	2:00.513	2:01.245 (8)
9	71 A.Baillie	25.277	88 B.Hartogs	59.388	43 C.Gillett	38.301	9	88 B.Hartogs	2:03.273	2:04.061 (9)
10	5 T.Smith	25.457	43 C.Gillett	59.791	71 A.Baillie	38.345	10	43 C.Gillett	2:03.625	2:04.240 (10)
11	88 B.Hartogs	25.459	121 F.Trouillard	1:00.471	88 B.Hartogs	38.426	11	121 F.Trouillard	2:04.565	2:04.906 (11)
12	121 F.Trouillard	25.460	32 L.Kinch	1:01.038	121 F.Trouillard	38.634	12	71 A.Baillie	2:04.669	2:04.941 (12)
13	43 C.Gillett	25.533	71 A.Baillie	1:01.047	248 K.Lehr	39.125	13	32 L.Kinch	2:06.682	2:06.682 (13)
14	32 L.Kinch	25.978	1 J.Romano	1:01.474	1 J.Romano	39.229	14	5 T.Smith	2:06.974	2:07.630 (15)
15	21 I.Nuthall	25.994	19 P.Grant	1:01.730	19 P.Grant	39.412	15	19 P.Grant	2:07.341	2:07.912 (16)
16	53 S.Taylor	26.096	5 T.Smith	1:01.845	21 I.Nuthall	39.605	16	1 J.Romano	2:07.411	2:07.623 (14)
17	19 P.Grant	26.199	21 I.Nuthall	1:02.240	32 L.Kinch	39.666	17	21 I.Nuthall	2:07.839	2:08.080 (17)
18	248 K.Lehr	26.530	248 K.Lehr	1:02.557	5 T.Smith	39.672	18	248 K.Lehr	2:08.212	2:09.007 (18)
19	1 J.Romano	26.708	6 M.Newman	1:02.843	53 S.Taylor	39.872	19	6 M.Newman	2:09.585	2:09.743 (19)
20	6 M.Newman	26.852	34 J.Bussey	1:03.369	6 M.Newman	39.890	20	53 S.Taylor	2:09.945	2:10.416 (20)
21	34 J.Bussey	27.334	53 S.Taylor	1:03.977	7 M.Baudoin	41.066	21	34 J.Bussey	2:11.796	2:12.155 (21)
22	7 M.Baudoin	27.428	7 M.Baudoin	1:04.294	34 J.Bussey	41.093	22	7 M.Baudoin	2:12.788	2:13.779 (22)
23	3 S.Rettenmaier	30.739	3 S.Rettenmaier	1:09.903	3 S.Rettenmaier	44.470	23	3 S.Rettenmaier	2:25.112	2:26.686 (23)



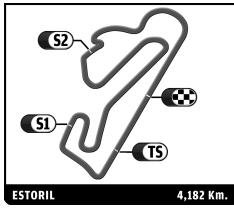


HGPCA Formula 1 Pre-1966 ESTORIL CLASSIC - 21 e 22 Outubro 2017 Race 1

Best Top Speeds

Driver	Team		Top 1		Top 2		Top 3		Top 4		Top 5		Avg
			Kph	Lap	Kph	Lap	Kph	Lap	Kph	Lap	Kph	Lap	
2 Rod Jolley		7b	236.4	13	227.6	10	226.7	5	223.0	12	221.6	4	227,1
15 James King		11	229.0	6	226.7	7	220.3	5	216.4	3	213.9	4	221,3
14 Richard Wilson		7b	223.9	4	216.9	12	216.4	6	213.5	7	213.1	10	216,8
9 Barry Cannell		7b	223.4	13	221.2	12	219.9	11	217.3	6	207.5	9	217,9
20 Joaquin Folch-Rusinol		7a	218.6	12	210.2	11	209.8	6	209.8	8	206.7	7	211,0
66 Sid Hoole		11	216.4	12	214.3	13	209.8	10	209.0	7	206.3	8	211,2
30 Julian Bronson		8	213.5	6	210.2	10	209.0	13	208.2	12	201.4	7	208,5
43 Charles Gillett		9	212.3	12	211.4	8	207.5	9	200.3	10	200.3	4	206,4
5 Tony Smith		7a	210.6	11	206.7	13	206.3	12	205.5	10	201.4	8	206,1
53 Scotty Taylor		7c	209.0	5	204.4	9	202.1	4	200.7	10	198.1	8	202,9
71 Alan Baillie		10	207.5	10	206.3	3	205.9	11	203.2	12	199.9	8	204,6
88 Bernardo Hartogs		10	206.7	6	204.4	13	204.0	12	203.2	3	202.1	4	204,1
121 Franck Trouillard		10	204.8	11	202.9	10	201.0	12	199.2	9	198.1	13	201,2
19 Paul Grant		5	204.0	12	201.8	10	200.7	2	198.5	8	197.1	11	200,4
32 Larry Kinch		12	202.5	4	202.5	5	182.7	3	170.0	2	155.6	1	182,7
21 Ian Nuthall		5	201.0	12	200.7	10	200.3	8	200.3	6	199.9	13	200,4
1 John Romano		11	200.3	12	200.3	2	195.7	3	195.0	7	188.3	9	195,9
7 Michel Baudoin		9	198.8	11	191.6	12	189.0	4	178.0	9	176.0	8	186,7
16 Max Smith Hilliard		7a	195.3	11	190.6	5	190.3	10	189.9	9	189.3	8	191,1
6 Matthew Newman		12	194.3	6	191.6	9	188.0	8	184.8	7	183.6	12	188,5
248 Klaus Lehr		6	186.7	6	183.3	7	178.8	3	178.8	8	172.4	5	180,0
34 John Bussey		7c	181.8	3	181.8	8	180.3	12	179.4	11	178.0	2	180,3
3 Stephan Rettenmaier		1	153.0	10	146.5	4	145.9	5	144.8	9	143.3	11	146,7
47 Brian Jolliffe		9											



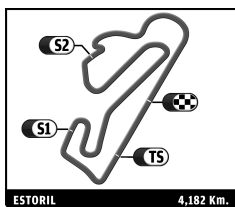


HGPCA Formula 1 Pre-1966 ESTORIL CLASSIC - 21 e 22 Outubro 2017 After Race 1

Event maximum speed

Driver	Team	Car	Class	Top Speed	Lap	Sessior
2 Rod Jolley		Cooper T45/51	7b	236.4	13	Race 1
15 James King		Brabham BT7	11	229.0	6	Race 1
71 Alan Baillie		Cooper T71/73	10	227.1	4	Qualifying
14 Richard Wilson		Cooper T51	7b	223.9	4	Race 1
9 Barry Cannell		Cooper T51	7b	223.4	13	Race 1
20 Joaquin Folch-Rusinol		Lotus 16 365	7a	220.8	9	Qualifying
66 Sid Hoole		Cooper T66 F1	11	217.3	6	Qualifying
30 Julian Bronson		Scarab Offenhauser	8	213.5	6	Race 1
43 Charles Gillett		Cooper T43	9	212.3	12	Race 1
5 Tony Smith		Ferrari 246 Dino	7a	210.6	11	Race 1
53 Scotty Taylor		Cooper T45/51	7c	209.0	5	Race 1
121 Franck Trouillard		Lotus 21/24 938	10	207.5	11	Qualifying
21 Ian Nuthall		Alfa F2	5	207.5	11	Qualifying
88 Bernardo Hartogs		Lotus 18/21 916	10	206.7	6	Race 1
1 John Romano		Brabham BT11	11	204.4	12	Qualifying
19 Paul Grant		Cooper Bristol Mk 2 3/53	5	204.0	12	Race 1
32 Larry Kinch		Lotus 32 Tasman	12	202.5	4	Race 1
7 Michel Baudoin		Cooper T45	9	198.8	11	Race 1
47 Brian Jolliffe		Cooper T45	9	196.4	4	Qualifying
16 Max Smith Hilliard		Lotus 16 363	7a	195.3	11	Race 1
6 Matthew Newman		Brabham BT14	12	194.3	6	Race 1
248 Klaus Lehr		Maserati 250F CM5	6	192.3	11	Qualifying
34 John Bussey		Cooper T43	7c	183.3	9	Qualifying
3 Stephan Rettenmaier		Alfa Romeo P3	1	155.6	3	Qualifying





HGPCA Formula 1 Pre-1966

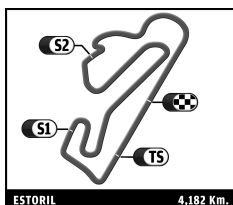
ESTORIL CLASSIC - 21 e 22 Outubro 2017

Race 1

Analysis by lap

Lapped

Nr	Lap Time	Gap	Nr	Lap Time	Gap	Nr	Lap Time	Gap	Nr	Lap Time	Gap	Nr	Lap Time	Gap				
Lap 1																		
66	2:00.320	3.825	71	2:08.633	38.362	1	2:07.918	1:32.121	14	2:02.307	22.260	30	2:03.718	22.661				
30	2:01.245	5.425	121	2:09.566	38.879	34	2:14.663	1:49.859	13	2:13.666	1 Lap	6	2:13.666	1 Lap				
14	2:01.804	7.684	248	2:10.307	50.427	6	2:12.012	1:51.725	16	2:02.297	36.807	7	2:16.668	1 Lap				
43	2:05.530	16.560	21	2:10.491	51.637	Lap 8												
88	2:05.768	16.971	19	2:10.225	52.012	2	1:59.975	43	2:06.050	55.997								
16	2:03.968	17.126	5	2:08.230	54.601	20	1:59.861	0.369	88	2:08.082	1:08.089							
121	2:06.299	22.357	53	2:12.063	1:02.487	15	2:02.926	1.276	71	2:04.941	1:12.440							
30	2:08.745	2.393	1	2:08.857	1:11.715	9	2:00.455	1.770	121	2:04.906	1:13.227							
14	2:09.508	3.156	248	2:09.629	30.041	66	2:01.895	5.815	5	2:07.845	1:37.297							
43	2:11.572	5.220	21	2:09.190	30.980	7	2:20.872	1 Lap	21	2:08.080	1:39.020							
88	2:12.809	6.457	19	2:08.919	32.006	30	2:03.301	17.490	19	2:08.607	1:40.134							
16	2:13.773	7.421	32	2:08.640	35.341	14	2:02.136	17.814	1	2:09.837	1:59.325							
121	2:15.710	9.358	5	2:10.474	36.652	16	2:00.677	31.828	Lap 11									
71	2:16.332	9.980	53	2:11.773	40.019	43	2:05.600	41.914	20	1:59.897								
248	2:17.977	11.625	34	2:14.380	48.256	88	2:07.541	50.363	15	1:59.678	0.277							
21	2:19.145	12.793	1	2:29.478	53.134	71	2:07.418	1:01.578	9	1:59.958	1.273							
19	2:19.415	13.063	6	2:14.311	57.704	121	2:07.315	1:02.427	2	2:01.843	1.638							
1	2:19.844	13.492	7	2:17.753	1:02.834	3	2:27.321	1 Lap	66	2:02.975	9.923							
5	2:21.785	15.433	3	2:28.010	1:24.474	5	2:08.785	1:21.512	3	2:28.870	2 Laps							
32	2:22.863	16.511	Lap 4															
53	2:23.788	17.436	15	1:59.148	3	2:02.119	11.997	53	2:22.691	1 Lap								
34	2:26.511	20.159	2	2:00.929	0.738	14	2:02.843	14.174	30	2:02.426	24.882							
7	2:31.180	24.828	20	1:59.497	1.161	3	2:31.568	1 Lap	14	2:04.021	26.076							
6	2:31.365	25.013	9	1:59.731	1.837	16	2:01.632	28.128	34	2:13.752	1 Lap							
3	2:36.350	29.998	66	1:59.208	2.842	43	2:04.369	31.887	6	2:12.135	1 Lap							
Lap 2																		
2	2:00.864		71	2:07.746	47.521	88	2:05.672	35.627	16	1:59.885	36.487							
15	2:00.945	0.477	121	2:07.580	47.872	7	2:07.746	47.521	43	2:07.184	1:02.976							
20	2:02.178	1.328	248	2:09.499	1:01.339	21	2:09.405	1:02.455	7	2:15.822	1 Lap							
9	2:02.681	2.224	21	2:09.405	1:02.455	19	2:09.461	1:02.886	88	2:05.863	1:13.747							
66	2:02.403	2.861	5	2:07.630	1:03.644	5	2:07.630	1:03.644	71	2:05.070	1:17.305							
30	2:02.007	3.536	53	2:12.840	1:16.740	9	1:59.827	1.022	121	2:05.047	1:18.069							
14	2:02.944	5.236	1	2:09.750	1:22.878	34	2:14.611	1 Lap	5	2:08.527	1:45.619							
43	2:06.030	10.386	34	2:14.044	1:33.871	66	2:00.094	5.334	21	2:08.331	1:47.146							
88	2:04.966	10.559	6	2:12.811	1:38.388	6	2:19.085	1 Lap	19	2:08.012	1:47.941							
16	2:05.957	12.514	7	2:16.650	1:56.356	30	2:01.519	18.434	Lap 12									
121	2:06.920	15.414	Lap 7															
71	2:07.318	16.434	15	1:58.675	15	1:58.675	7	2:17.660	1 Lap	15	1:58.642							
248	2:09.007	19.768	2	1:59.224	1.675	43	2:08.099	49.438	20	1:59.019	0.100							
21	2:09.217	21.146	20	1:59.095	2.158	88	2:09.710	59.498	9	1:59.660	2.014							
19	2:10.244	22.443	9	1:59.395	2.965	71	2:05.987	1:06.990	2	2:01.514	4.233							
1	2:10.384	23.012	66	1:59.774	5.570	121	2:05.960	1:07.812	1	2:11.302	1 Lap							
5	2:10.965	25.534	30	2:02.517	15.839	5	2:08.006	1:28.943	66	2:01.091	12.095							
32	2:10.410	26.057	14	2:01.829	17.328	21	2:08.702	1:30.431	30	2:01.908	27.871							
53	2:11.030	27.602	16	2:03.348	32.801	19	2:08.769	1:31.018	14	2:02.077	29.234							
34	2:13.937	33.232	43	2:04.752	37.964	3	2:26.716	1 Lap	53	2:16.818	1 Lap							
6	2:18.600	42.749	88	2:07.520	44.472	1	2:07.623	1:48.979	16	2:02.324	39.892							
7	2:20.473	44.437	3	2:28.983	1 Lap	53	2:12.202	1:56.909	3	2:28.315	2 Laps							
3	2:26.686	55.820	71	2:06.964	55.810	Lap 10												
Lap 3																		
2	1:59.356		121	2:07.565	56.762	2	1:59.491	43	2:07.013	1:11.070								
15	1:59.922	1.043	21	2:09.976	1:13.756	20	1:59.571	0.308	88	2:05.002	1:19.830							
20	1:59.883	1.855	19	2:10.061	1:14.272	15	2:00.063	0.804	7	2:13.779	1 Lap							
9	1:59.429	2.297	5	2:09.408	1:14.377	9	1:59.989	1.520	71	2:04.992	1:23.378							
Lap 5																		
15	1:59.820		248	2:14.732	1:17.396	66	2:01.310	7.153	121	2:05.460	1:24.610							
2	1:59.631	0.549	53	2:13.621	1:31.686	34	2:15.198	1 Lap	5	2:07.871	1:54.571							
20	1:59.450	0.791																
9	2:00.252	2.269																
66	1:59.313	2.335																
30	2:01.589	8.465																
14	2:01.217	9.918																
16	2:03.395	25.083																
43	2:04.240	26.105																
88	2:06.021	28.542																



HGPCA Formula 1 Pre-1966

ESTORIL CLASSIC - 21 e 22 Outubro 2017

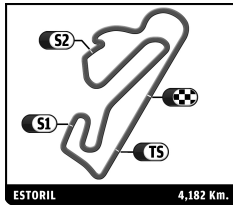
Race 1

Analysis by lap

Lapped

Nr	Lap Time	Gap	Nr	Lap Time	Gap	Nr	Lap Time	Gap	Nr	Lap Time	Gap	Nr	Lap Time	Gap
21	2:08.326	1:56.553												
19	2:07.912	1:56.934												
Lap 13														
15	1:58.058													
20	1:59.254	1.296												
9	2:01.505	5.461												
2	2:00.879	7.054												
66	2:01.878	15.915												
1	2:08.816	1 Lap												
30	2:02.265	32.078												
14	2:01.709	32.885												
16	2:05.340	47.174												
53	2:14.002	1 Lap												
6	2:09.743	1 Lap												
34	2:12.155	1 Lap												
3	2:27.584	2 Laps												
88	2:04.061	1:25.833												
121	2:05.081	1:31.633												
43	2:22.577	1:35.589												
7	2:14.191	1 Lap												
5	2:08.070	2:04.583												
21	2:09.655	2:08.150												
19	2:09.758	2:08.634												
71	3:00.230	2:25.550												





HGPCA Formula 1 Pre-1966

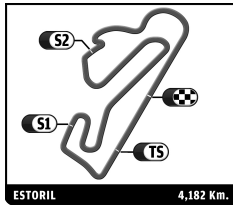
ESTORIL CLASSIC - 21 e 22 Outubro 2017

Race 1

Analysis

■ Personal Best
 ■ Session Best
 ■ Crossing the finish line in pit lane

Lap	Time	Sector 1	Sector 2	Sector 3	T. Spd	Elapsed	Lap	Time	Sector 1	Sector 2	Sector 3	T. Spd	Elapsed
1 John Romano USA													
Brabham BT11													
1	2:19.844	36.037	1:04.048	39.759	156.0	2:19.844	10	2:07.845	25.761	1:02.081	40.003	205.5	21:42.858
2	2:10.384	27.092	1:03.998	39.294	200.3	4:30.228	11	2:08.527	26.064	1:01.845	40.618	210.6	23:51.385
3	2:29.478	27.007	1:02.374	1:00.097	195.7	6:59.706	12	2:07.871	25.669	1:02.336	39.866	206.3	25:59.256
4	2:09.735	26.876	1:02.658	40.201	187.0	9:09.441	13	2:08.070	25.457	1:02.205	40.408	206.7	28:07.326
5	2:08.857	26.709	1:02.169	39.979	187.0	11:18.298							
6	2:09.750	27.507	1:02.842	39.401	175.4	13:28.048							
7	2:07.918	26.708	1:01.588	39.622	195.0	15:35.966							
8	2:11.460	27.238	1:03.944	40.278	181.2	17:47.426							
9	2:07.623	26.856	1:01.538	39.229	188.3	19:55.049							
10	2:09.837	27.919	1:02.223	39.695	166.9	22:04.886							
11	2:11.302	27.225	1:04.298	39.779	188.3	24:16.188							
12	2:08.816	26.988	1:01.474	40.354	200.3	26:25.004							
2 Rod Jolley GB													
Cooper T45/51													
1	2:06.352	30.135	58.573	37.644	172.1	2:06.352							
2	2:00.864	25.016	58.530	37.318	215.2	4:07.216							
3	1:59.356	24.492	57.984	36.880	216.9	6:06.572							
4	2:00.929	24.491	58.915	37.523	221.6	8:07.501							
5	1:59.631	24.311	57.851	37.469	226.7	10:07.132							
6	1:59.164	24.356	57.963	36.845	216.9	12:06.296							
7	1:59.224	24.230	57.864	37.130	220.8	14:05.520							
8	1:59.975	24.748	58.086	37.141	219.9	16:05.495							
9	2:00.575	24.334	58.381	37.860	219.9	18:06.070							
10	1:59.491	23.984	58.460	37.047	227.6	20:05.561							
11	2:01.843	24.586	59.820	37.437	220.3	22:07.404							
12	2:01.514	25.148	58.270	38.096	223.0	24:08.918							
13	2:00.879	25.540	57.887	37.452	236.4	26:09.797							
3 Stephan Rettenmaier D													
Alfa Romeo P3													
1	2:36.350	41.929	1:09.903	44.518	124.8	2:36.350							
2	2:26.686	30.929	1:10.395	45.362	142.5	5:03.036							
3	2:28.010	32.303	1:10.625	45.082	140.0	7:31.046							
4	2:27.555	31.004	1:11.122	45.429	146.5	9:58.601							
5	2:31.568	31.862	1:14.684	45.022	145.9	12:30.169							
6	2:28.983	32.156	1:11.973	44.854	140.0	14:59.152							
7	2:27.321	31.430	1:10.463	45.428	141.8	17:26.473							
8	2:26.716	31.403	1:10.843	44.470	137.0	19:53.189							
9	2:28.870	31.507	1:12.789	44.574	144.8	22:22.059							
10	2:28.315	30.739	1:12.318	45.258	153.0	24:50.374							
11	2:27.584	31.674	1:11.097	44.813	143.3	27:17.958							
5 Tony Smith GB													
Ferrari 246 Dino													
1	2:21.785	37.055	1:04.179	40.551	155.2	2:21.785							
2	2:10.965	27.375	1:02.873	40.717	174.9	4:32.750							
3	2:10.474	27.027	1:02.793	40.654	182.7	6:43.224							
4	2:09.730	26.481	1:02.461	40.788	189.9	8:52.954							
5	2:08.230	26.170	1:02.004	40.056	192.6	11:01.184							
6	2:07.630	25.826	1:01.981	39.823	188.6	13:08.814							
7	2:09.408	26.228	1:03.508	39.672	197.8	15:18.222							
8	2:08.785	26.418	1:02.609	39.758	201.4	17:27.007							
9	2:08.006	25.871	1:02.149	39.986	188.6	19:35.013							
6 Matthew Newman GB													
Brabham BT14													
1	2:31.365	40.975	1:06.819	43.571	133.9	2:31.365							
2	2:18.600	30.192	1:07.411	40.997	163.0	4:49.965							
3	2:14.311	27.037	1:05.219	42.055	181.5	7:04.276							
4	2:13.491	27.613	1:05.066	40.812	179.4	9:17.767							
5	2:12.980	27.501	1:04.598	40.881	183.3	11:30.747							
6	2:12.811	27.369	1:04.455	40.987	194.3	13:43.558							
7	2:12.012	27.612	1:03.625	40.775	184.8	15:55.570							
8	2:19.085	26.852	1:08.405	43.828	188.0	18:14.655							
9	2:13.666	28.059	1:04.084	41.523	191.6	20:28.321							
10	2:12.135	27.676	1:03.898	40.561	183.3	22:40.456							
11	2:12.208	28.114	1:03.808	40.286	182.4	24:52.664							
12	2:09.743	27.010	1:02.843	39.890	183.6	27:02.407							
7 Michel Baudoin F													
Cooper T45													
1	2:31.180	40.296	1:06.513	44.371	169.0	2:31.180							
2	2:20.473	29.695	1:07.167	43.611	162.5	4:51.653							
3	2:17.753	29.315	1:05.661	42.777	163.7	7:09.406							
4	2:17.673	28.433	1:05.692	43.548	189.0	9:27.079							
5	2:17.797	28.754	1:05.862	43.181	175.7	11:44.876							
6	2:16.650	28.976	1:05.165	42.509	175.1	14:01.526							
7	2:20.872	30.753	1:06.918	43.201	174.3	16:22.398							
8	2:17.860	28.691	1:06.241	42.928	176.0	18:40.258							
9	2:16.668	28.330	1:05.573	42.765	178.0	20:56.926							
10	2:15.822	28.937	1:05.819	41.066	172.4	23:12.748							
11	2:13.779	27.428	1:04.294	42.057	198.8	25:26.527							
12	2:14.191	27.660	1:04.513	42.018	191.6	27:40.718							
9 Barry Cannell GB													
Cooper T51													
1	2:06.759	30.482	59.329	36.948	172.1	2:06.759							
2	2:02.681	25.589	59.633	37.459	196.4	4:09.440							
3	1:59.429	24.719	58.392	36.318	199.2	6:08.869							
4	1:59.731	24.746	57.977	37.008	195.3	8:08.600							
5	2:00.252	24.729	58.720	36.803	196.0	10:08.852							
6	1:58.563	24.110	57.752	36.701	217.3	12:07.415							
7	1:59.395	24.700	57.767	36.928	205.1	14:06.810							
8	2:00.455	24.831	57.695	37.929	204.4	16:07.265							
9	1:59.827	24.725	58.246	36.856	207.5	18:07.092							
10	1:59.989	24.708	57.867	37.414	207.1	20:07.081							
11	1:59.958	24.135	59.094	36.729	219.9	22:07.039							
12	1:59.660	24.937	57.537	37.186	221.2	24:06.699							
13	2:01.505	24.626	59.209	37.670	223.4	26:08.204							
14 Richard Wilson GB													
Cooper T51													
1	2:09.508	31.918	59.688	37.902	164.7	2:09.508							
2	2:02.944	25.398	59.716	37.830	192.9	4:12.452							
3	2:01.804	24.863	59.010	37.931	195.7	6:14.256							
4	2:01.028	24.668	58.789	37.571	223.9	8:15.284							



HGPCA Formula 1 Pre-1966

ESTORIL CLASSIC - 21 e 22 Outubro 2017

Race 1

Analysis

■ Personal Best ■ Session Best B Crossing the finish line in pit lane

Lap	Time	Sector 1	Sector 2	Sector 3	T. Spd	Elapsed
5	2:01.217	24.630	59.224	37.363	207.5	10:16.501
6	2:02.843	24.743	1:00.200	37.900	216.4	12:19.344
7	2:01.829	24.912	59.658	37.259	213.5	14:21.173
8	2:02.136	24.679	1:00.054	37.403	212.3	16:23.309
9	2:02.205	25.152	59.701	37.352	211.0	18:25.514
10	2:02.307	24.291	1:00.173	37.843	213.1	20:27.821
11	2:04.021	24.613	59.547	39.861	209.0	22:31.842
12	2:02.077	24.414	59.022	38.641	216.9	24:33.919
13	2:01.709	24.782	59.916	37.011	210.2	26:35.628

15 James King		USA				
		Brabham BT7				
1	2:06.748	30.999	58.095	37.654	154.7	2:06.748
2	2:00.945	25.322	58.295	37.328	202.1	4:07.693
3	1:59.922	24.421	58.009	37.492	216.4	6:07.615
4	1:59.148	24.128	57.589	37.431	213.9	8:06.763
5	1:59.820	24.095	58.100	37.625	220.3	10:06.583
6	1:58.587	24.109	57.534	36.944	229.0	12:05.170
7	1:58.675	24.084	57.668	36.923	226.7	14:03.845
8	2:02.926					16:06.771
9	1:59.531					18:06.302
10	2:00.063					20:06.365
11	1:59.678					22:06.043
12	1:58.642					24:04.685
13	1:58.058					26:02.743

16 Max Smith Hilliard		GB				
		Lotus 16 363				
1	2:13.773	33.479	1:01.195	39.099	154.5	2:13.773
2	2:05.957	27.069	1:00.083	38.805	175.1	4:19.730
3	2:03.968	26.014	59.694	38.260	177.4	6:23.698
4	2:04.573	26.569	59.929	38.075	182.4	8:28.271
5	2:03.395	25.611	58.584	39.200	190.6	10:31.666
6	2:01.632	25.364	58.633	37.635	186.1	12:33.298
7	2:03.348	26.201	59.191	37.956	178.8	14:36.646
8	2:00.677	25.301	57.820	37.556	189.3	16:37.323
9	2:02.748	25.182	57.325	40.241	189.9	18:40.071
10	2:02.297	25.604	59.081	37.612	190.3	20:42.368
11	1:59.885	24.975	57.406	37.504	195.3	22:42.253
12	2:02.324	25.494	57.871	38.959	183.6	24:44.577
13	2:05.340	26.104	59.317	39.919	168.2	26:49.917

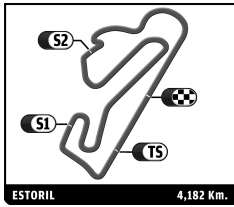
19 Paul Grant		B				
		Cooper Bristol Mk 2 3/53				
1	2:19.415	35.666	1:02.926	40.823	158.3	2:19.415
2	2:10.244	26.823	1:03.167	40.254	200.7	4:29.659
3	2:08.919	26.712	1:01.978	40.229	191.2	6:38.578
4	2:09.792	27.269	1:02.210	40.313	165.2	8:48.370
5	2:10.225	27.236	1:02.519	40.470	195.3	10:58.595
6	2:09.461	27.053	1:02.328	40.080	177.1	13:08.056
7	2:10.061	26.452	1:03.302	40.307	188.6	15:18.117
8	2:10.202	27.169	1:03.015	40.018	198.5	17:28.319
9	2:08.769	26.878	1:01.730	40.161	179.4	19:37.088
10	2:08.607	26.377	1:01.871	40.359	201.8	21:45.695
11	2:08.012	26.199	1:01.803	40.010	197.1	23:53.707
12	2:07.912	26.439	1:02.061	39.412	204.0	26:01.619
13	2:09.758	27.159	1:02.095	40.504	196.4	28:11.377

20 Joaquin Folch-Rusinol		ES				
		Lotus 16 365				
1	2:06.366	29.508	58.835	38.023	166.9	2:06.366
2	2:02.178	25.584	59.092	37.502	196.7	4:08.544
3	1:59.883	24.779	57.981	37.123	189.3	6:08.427
4	1:59.497	24.462	58.119	36.916	201.8	8:07.924
5	1:59.450	24.442	57.829	37.179	203.6	10:07.374
6	1:59.534	24.643	57.997	36.894	209.8	12:06.908
7	1:59.095	24.189	57.753	37.153	206.7	14:06.003
8	1:59.861	24.983	57.946	36.932	209.8	16:05.864
9	2:00.434	24.593	58.224	37.617	198.8	18:06.298
10	1:59.571	24.315	58.221	37.035	205.5	20:05.869
11	1:59.897	24.715	57.629	37.553	210.2	22:05.766
12	1:59.019	24.446	57.076	37.497	218.6	24:04.785
13	1:59.254	24.623	57.691	36.940	201.0	26:04.039

21 Ian Nuthall		GB				
		Alta F2				
1	2:19.145	36.523	1:02.592	40.030	155.4	2:19.145
2	2:09.217	27.236	1:02.240	39.741	187.0	4:28.362
3	2:09.190	26.159	1:02.712	40.319	193.9	6:37.552
4	2:10.177	26.814	1:03.209	40.154	185.5	8:47.729
5	2:10.491	26.715	1:03.045	40.731	190.9	10:58.220
6	2:09.405	26.584	1:02.752	40.069	200.3	13:07.625
7	2:09.976	26.438	1:03.396	40.142	197.8	15:17.601
8	2:10.198	26.617	1:03.591	39.990	200.3	17:27.799
9	2:08.702	26.174	1:02.741	39.787	189.6	19:36.501
10	2:08.080	26.206	1:02.269	39.605	200.7	21:44.581
11	2:08.331	26.099	1:02.372	39.860	198.5	23:52.912
12	2:08.326	25.994	1:02.242	40.090	201.0	26:01.238
13	2:09.655	26.312	1:02.600	40.743	199.9	28:10.893

30 Julian Bronson		GB				
		Scarab Offenhauser				
1	2:08.745	31.659	59.411	37.675	172.4	2:08.745
2	2:02.007	25.533	58.992	37.482	183.6	4:10.752
3	2:01.245	25.200	58.468	37.577	183.6	6:11.997
4	2:01.462	24.630	58.836	37.996	200.3	8:13.459
5	2:01.589	24.598	58.928	38.063	197.8	10:15.048
6	2:02.119	24.645	59.288	38.186	213.5	12:17.167
7	2:02.517	24.876	59.585	38.056	201.4	14:19.684
8	2:03.301	24.940	59.217	39.144	195.7	16:22.985
9	2:01.519	25.018	59.038	37.463	197.8	18:24.504
10	2:03.718	24.815	1:01.079	37.824	210.2	20:28.222
11	2:02.426	24.953	59.687	37.786	190.9	22:30.648
12	2:01.908	24.582	58.991	38.335	208.2	24:32.556
13	2:02.265	25.054	59.352	37.859	209.0	26:34.821

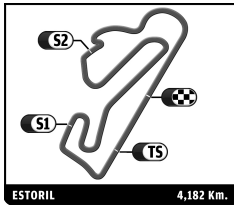
32 Larry Kinch		GB				
		Lotus 32 Tasman				
1	2:22.863	36.748	1:04.965	41.150	155.6	2:22.863
2	2:10.410	28.429	1:02.261	39.720	170.0	4:33.273
3	2:08.640	27.326	1:01.355	39.959	182.7	6:41.913
4	2:06.682	25.978	1:01.038	39.666	202.5	8:48.595
5	2:55.485B	26.489	1:29.607	59.389	202.5	11:44.080



HGPCA Formula 1 Pre-1966 ESTORIL CLASSIC - 21 e 22 Outubro 2017

Race 1 Analysis

Lap	Time	Sector 1	Sector 2	Sector 3	T. Spd	Elapsed	Lap	Time	Sector 1	Sector 2	Sector 3	T. Spd	Elapsed
34 John Bussey GB Cooper T43							<div style="display: flex; justify-content: space-between;"> ■ Personal Best ■ Session Best ■ Crossing the finish line in pit lane </div>						
1	2:26.511	38.625	1:05.412	42.474	150.5	2:26.511	9	2:00.094	24.537	57.775	37.782	196.4	18:11.404
2	2:13.937	27.754	1:04.016	42.167	178.0	4:40.448	10	2:01.310	24.625	58.681	38.004	209.8	20:12.714
3	2:14.380	27.657	1:04.821	41.902	181.8	6:54.828	11	2:02.975	24.745	1:00.098	38.132	201.4	22:15.689
4	2:15.032	27.873	1:04.934	42.225	176.0	9:09.860	12	2:01.091	24.358	58.661	38.072	216.4	24:16.780
5	2:15.137	27.867	1:05.255	42.015	172.4	11:24.997	13	2:01.878	25.213	58.472	38.193	214.3	26:18.658
6	2:14.044	27.968	1:04.572	41.504	169.5	13:39.041							
7	2:14.663	27.768	1:04.911	41.984	175.7	15:53.704							
8	2:14.611	27.875	1:04.249	42.487	181.8	18:08.315							
9	2:15.198	27.626	1:05.528	42.044	174.0	20:23.513							
10	2:13.752	27.812	1:04.323	41.617	176.5	22:37.265							
11	2:13.627	27.334	1:04.759	41.534	179.4	24:50.892							
12	2:12.155	27.693	1:03.369	41.093	180.3	27:03.047							
43 Charles Gillett GB Cooper T43													
1	2:11.572	32.312	1:00.325	38.935	166.9	2:11.572							
2	2:06.030	25.942	1:00.589	39.499	197.1	4:17.602							
3	2:05.530	26.344	1:00.178	39.008	196.4	6:23.132							
4	2:05.316	25.844	1:00.827	38.645	200.3	8:28.448							
5	2:04.240	26.114	59.791	38.335	186.7	10:32.688							
6	2:04.369	25.550	59.867	38.952	197.8	12:37.057							
7	2:04.752	25.856	1:00.595	38.301	190.6	14:41.809							
8	2:05.600	26.175	1:00.626	38.799	211.4	16:47.409							
9	2:08.099	26.438	1:02.001	39.660	207.5	18:55.508							
10	2:06.050	25.533	1:01.380	39.137	200.3	21:01.558							
11	2:07.184	26.220	1:01.915	39.049	195.3	23:08.742							
12	2:07.013	25.798	1:01.817	39.398	212.3	25:15.755							
13	2:22.577	27.701	1:07.515	47.361	195.0	27:38.332							
53 Scotty Taylor AUS Cooper T45/51													
1	2:23.788	38.143	1:05.389	40.256	151.1	2:23.788							
2	2:11.030	26.371	1:04.787	39.872	192.6	4:34.818							
3	2:11.773	26.544	1:04.305	40.924	192.3	6:46.591							
4	2:10.416	26.180	1:03.977	40.259	202.1	8:57.007							
5	2:12.063	26.096	1:05.077	40.890	209.0	11:09.070							
6	2:12.840	26.695	1:05.229	40.916	189.9	13:21.910							
7	2:13.621	26.994	1:05.235	41.392	196.4	15:35.531							
8	2:15.246	27.793	1:06.238	41.215	198.1	17:50.777							
9	2:12.202	26.726	1:04.131	41.345	204.4	20:02.979							
10	2:22.691	26.694	1:13.399	42.598	200.7	22:25.670							
11	2:16.818	27.266	1:08.494	41.058	175.1	24:42.488							
12	2:14.002	26.839	1:06.163	41.000	186.7	26:56.490							
66 Sid Hoole GB Cooper T66 F1													
1	2:07.674	30.799	59.621	37.254	161.3	2:07.674							
2	2:02.403	25.178	59.750	37.475	189.9	4:10.077							
3	2:00.320	24.975	58.119	37.226	199.2	6:10.397							
4	1:59.208	24.567	57.398	37.243	196.0	8:09.605							
5	1:59.313	24.155	57.958	37.200	204.8	10:08.918							
6	2:00.723	24.896	58.260	37.567	197.4	12:09.641							
7	1:59.774	24.724	57.891	37.159	209.0	14:09.415							
8	2:01.895	24.632	59.155	38.108	206.3	16:11.310							
71 Alan Baillie GB Cooper T71/73													
1	2:16.332	34.962	1:02.587	38.783	160.8	2:16.332							
2	2:07.318	26.669	1:01.497	39.152	182.1	4:23.650							
3	2:06.142	25.770	1:01.620	38.752	206.3	6:29.792							
4	2:06.520	26.061	1:01.850	38.609	195.3	8:36.312							
5	2:08.633	26.245	1:02.294	40.094	184.2	10:44.945							
6	2:07.746	25.804	1:02.025	39.917	198.1	12:52.691							
7	2:06.964	25.658	1:02.415	38.891	198.5	14:59.655							
8	2:07.418	25.659	1:02.517	39.242	199.9	17:07.073							
9	2:05.987	26.260	1:01.295	38.432	190.6	19:13.060							
10	2:04.941	25.277	1:01.114	38.550	207.5	21:18.001							
11	2:05.070	25.678	1:01.047	38.345	205.9	23:23.071							
12	2:04.992	25.319	1:01.145	38.528	203.2	25:28.063							
13	3:00.230 B	31.661	1:18.096	1:10.473	176.3	28:28.293							
88 Bernardo Hartogs BR/GB Lotus 18/21 916													
1	2:12.809	32.830	1:01.199	38.780	171.3	2:12.809							
2	2:04.966	25.585	1:00.838	38.543	191.9	4:17.775							
3	2:05.768	25.985	1:00.778	39.005	203.2	6:23.543							
4	2:05.561	26.254	1:00.881	38.426	202.1	8:29.104							
5	2:06.021	26.160	1:00.847	39.014	195.7	10:35.125							
6	2:05.672	25.476	1:00.932	39.264	206.7	12:40.797							
7	2:07.520	25.922	1:01.975	39.623	191.2	14:48.317							
8	2:07.541	25.924	1:01.982	39.635	197.1	16:55.858							
9	2:09.710	26.403	1:02.749	40.558	198.5	19:05.568							
10	2:08.082	26.318	1:02.567	39.197	188.3	21:13.650							
11	2:05.863	25.816	1:00.898	39.149	199.6	23:19.513							
12	2:05.002	25.459	59.810	39.733	204.0	25:24.515							
13	2:04.061	25.615	59.388	39.058	204.4	27:28.576							
121 Franck Trouillard F Lotus 21/24 938													
1	2:15.710	34.124	1:01.848	39.738	151.9	2:15.710							
2	2:06.920	26.307	1:01.137	39.476	186.1	4:22.630							
3	2:06.299	26.116	1:00.471	39.712	191.9	6:28.929							
4	2:06.967	26.307	1:00.963	39.697	195.3	8:35.896							
5	2:09.566	27.348	1:02.330	39.888	174.6	10:45.462							
6	2:07.580	26.448	1:01.337	39.795	180.6	12:53.042							
7	2:07.565	26.283	1:02.009	39.273	185.5	15:00.607							
8	2:07.315	26.172	1:01.519	39.624	190.3	17:07.922							
9	2:05.960	26.052	1:01.219	38.689	199.2	19:13.882							
10	2:04.906	25.491	1:00.689	38.726	202.9	21:18.788							
11	2:05.047	25.527	1:00.886	38.634	204.8	23:23.835							
12	2:05.460	25.460	1:00.884	39.116	201.0	25:29.295							
13	2:05.081	25.767	1:00.581	38.733	198.1	27:34.376							
248 Klaus Lehr D Maserati 250F CM5													
1	2:17.977	35.232	1:03.147	39.598	160.6	2:17.977							



HGPCA Formula 1 Pre-1966

ESTORIL CLASSIC - 21 e 22 Outubro 2017

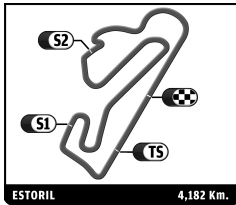
Race 1

Analysis

■ Personal Best ■ Session Best **B** Crossing the finish line in pit lane

Lap	Time	Sector 1	Sector 2	Sector 3	T. Spd	Elapsed	Lap	Time	Sector 1	Sector 2	Sector 3	T. Spd	Elapsed
2	2:09.007	27.325	1:02.557	39.125	171.3	4:26.984							
3	2:09.629	26.727	1:02.997	39.905	178.8	6:36.613							
4	2:10.090	26.926	1:03.548	39.616	172.1	8:46.703							
5	2:10.307	26.851	1:03.398	40.058	172.4	10:57.010							
6	2:09.499	26.839	1:02.924	39.736	186.7	13:06.509							
7	2:14.732	26.530	1:06.765	41.437	183.3	15:21.241							
8	2:45.480 B	30.142	1:15.410	59.928	178.8	18:06.721							





HGPCA Formula 1 Pre-1966
ESTORIL CLASSIC - 21 e 22 Outubro 2017
Race 2 (25')

Starting Grid

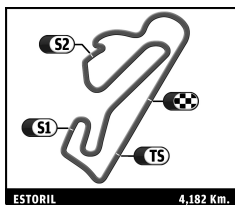
Brian Jolliffe	47	- 12 -	32	Larry Kinch
Klaus Lehr	248	- 11 -	3	Stephan Rettenmaier
Michel Baudoin	7	- 10 -	34	John Bussey
Matthew Newman	6	- 9 -	53	Scotty Taylor
John Romano	1	- 8 -	71	Alan Baillie
Paul Grant	19	- 7 -	21	Ian Nuthall
Tony Smith	5	- 6 -	43	Charles Gillett
Franck Trouillard	121	- 5 -	88	Bernardo Hartogs
Max Smith Hilliard	16	- 4 -	14	Richard Wilson
Julian Bronson	30	- 3 -	66	Sid Hoole
Rod Jolley	2	- 2 -	9	Barry Cannell
Joaquin Folch-Rusinol	20	- 1 -	15	James King



Pole

Stewards:	Júlia Hipólito	Ricardo Hipólito	Pedro Pinho	Timekeeper:
-----------	----------------	------------------	-------------	-------------





HGPCA Formula 1 Pre-1966

ESTORIL CLASSIC - 21 e 22 Outubro 2017

Race 2 (25')

Final Classification

Drivers	Nat	Team	Vehicle	Class	Laps	Total Time	Gap	Kph	Best Lap	
									Lap	Time Kph
1 20 Joaquin Folch-Rusinol	ES		Lotus 16 365	7a	13	26:01.397	-	125.3	10	1:58.015 127.6
2 9 Barry Cannell	GB		Cooper T51	7b	13	26:14.271	+12.874	124.3	7	1:59.599 125.9
3 2 Rod Jolley	GB		Cooper T45/51	7b	13	26:19.427	+18.030	123.9	2	1:59.308 126.2
4 16 Max Smith Hilliard	GB		Lotus 16 363	7a	13	26:21.157	+19.760	123.8	9	1:58.752 126.8
5 66 Sid Hoole	GB		Cooper T66 F1	11	13	26:23.231	+21.834	123.6	8	1:59.722 125.8
6 30 Julian Bronson	GB		Scarab Offenhauser	8	13	26:24.512	+23.115	123.5	9	1:59.773 125.7
7 14 Richard Wilson	GB		Cooper T51	7b	13	26:53.843	+52.446	121.3	11	2:02.214 123.2
8 43 Charles Gillett	GB		Cooper T43	9	13	27:37.461	+1:36.064	118.1	8	2:04.632 120.8
9 71 Alan Baillie	GB		Cooper T71/73	10	13	27:40.239	+1:38.842	117.9	13	2:04.925 120.5
10 121 Franck Trouillard	F		Lotus 21/24 938	10	13	27:40.660	+1:39.263	117.9	12	2:04.718 120.7
11 5 Tony Smith	GB		Ferrari 246 Dino	7a	13	27:54.908	+1:53.511	116.9	7	2:06.068 119.4
12 32 Larry Kinch	GB		Lotus 32 Tasman	12	13	28:08.523	+2:07.126	115.9	3	2:06.461 119.1
13 19 Paul Grant	B		Cooper Bristol Mk 2 3/53	5	13	28:09.617	+2:08.220	115.8	9	2:08.193 117.4
14 21 Ian Nuthall	GB		Alfa F2	5	13	28:10.356	+2:08.959	115.8	12	2:07.736 117.9
15 47 Brian Jolliffe	GB		Cooper T45	9	12	26:44.351	1 Lap	112.6	2	2:09.038 116.7
16 53 Scotty Taylor	AUS		Cooper T45/51	7c	12	27:01.751	1 Lap	111.4	8	2:10.893 115.0
17 6 Matthew Newman	GB		Brabham BT14	12	12	27:02.236	1 Lap	111.4	8	2:11.743 114.3
18 7 Michel Baudoin	F		Cooper T45	9	12	27:06.313	1 Lap	111.1	10	2:11.694 114.3
19 34 John Bussey	GB		Cooper T43	7c	12	27:09.394	1 Lap	110.9	6	2:12.685 113.5
20 3 Stephan Rettenmaier	D		Alfa Romeo P3	1	11	27:14.875	2 Laps	101.3	2	2:25.013 103.8

Not classified:

88 Bernardo Hartogs	BR/GB		Lotus 18/21 916	10	8	16:56.869			7	2:05.002 120.4
1 John Romano	USA		Brabham BT11	11						
15 James King	USA		Brabham BT7	11						
248 Klaus Lehr	D		Maserati 250F CM5	6						

Pole Position

J. King

Fastest Lap

Lap 10

Joaquin Folch-Rusinol

1:58.015

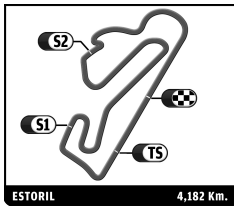
127.6 Kph

Published at:

Track Status: **DRY**

Stewards: <p style="text-align: center;">Júlia Hipólito Ricardo Hipólito Pedro Pinho</p>	Timekeeper:
--	----------------------------





HGPCA Formula 1 Pre-1966

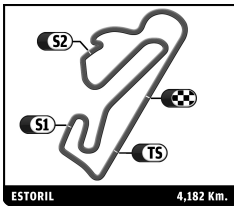
ESTORIL CLASSIC - 21 e 22 Outubro 2017

Race 2

Lap Chart

		LAP													
Nr	Pos	Grid	1	2	3	4	5	6	7	8	9	10	11	12	13
15	1	15	9	9	9	9	9	9	9	20	20	20	20	20	20
20	2	20	30	2	20	20	20	20	20	9	9	9	9	9	9
9	3	9	2	20	30	30	30	2	2	2	2	2	2	2	2
2	4	2	20	30	66	2	2	66	66	66	66	66	66	16	16
66	5	66	66	66	2	66	66	30	30	30	30	30	16	66	66
30	6	30	14	14	14	16	16	16	16	16	16	16	30	30	30
14	7	14	88	16	16	14	14	14	14	14	14	14	14	14	14
16	8	16	16	88	88	88	88	88	88	88	43	43	43	43	43
88	9	88	43	43	43	43	43	43	43	43	5	71	71	71	71
121	10	121	121	71	71	71	5	5	5	5	71	121	121	121	121
43	11	43	71	5	5	5	71	71	121	71	121	5	5	5	5
5	12	5	5	121	121	121	121	121	71	121	32	32	32	32	32
21	13	21	19	19	19	19	21	32	32	32	21	19	19	21	19
19	14	19	21	21	21	21	19	21	21	21	19	21	21	19	21
71	15	71	47	47	47	32	32	19	19	19	47	47	47	47	47
1	16	1	32	32	32	47	47	47	47	47	53	53	53	53	53
53	17	53	53	53	53	53	53	53	53	53	6	6	6	6	6
6	18	6	6	6	6	6	6	6	6	6	34	7	7	7	7
34	19	34	3	34	34	34	34	34	34	34	7	34	34	34	34
7	20	7	7	7	7	7	7	7	7	7	3	3	3	3	3
3	21	3	34	3	3	3	3	3	3	3					
248	22	248													
32	23	32													
47	24	47													



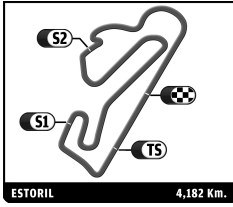


HGPCA Formula 1 Pre-1966 ESTORIL CLASSIC - 21 e 22 Outubro 2017 Race 2

Best Sector Times

SECTOR 1			SECTOR 2		SECTOR 3		Pos	Driver	Ideal Lap	Best Lap	
Pos	Driver	Time	Driver	Time	Driver	Time					
1	20 J.Folch-Rusinol	23.979	16 M.Smith Hilliard	57.153	20 J.Folch-Rusinol	36.384	1	20 J.Folch-Rusinol	1:57.600	1:58.015	(1)
2	9 B.Cannell	24.170	20 J.Folch-Rusinol	57.237	16 M.Smith Hilliard	36.822	2	16 M.Smith Hilliard	1:58.345	1:58.752	(2)
3	2 R.Jolley	24.194	2 R.Jolley	57.704	2 R.Jolley	36.892	3	2 R.Jolley	1:58.790	1:59.308	(3)
4	14 R.Wilson	24.306	66 S.Hoole	57.830	30 J.Bronson	36.942	4	9 B.Cannell	1:59.046	1:59.599	(4)
5	16 M.Smith Hilliard	24.370	9 B.Cannell	57.891	9 B.Cannell	36.985	5	30 J.Bronson	1:59.484	1:59.773	(6)
6	30 J.Bronson	24.373	30 J.Bronson	58.169	66 S.Hoole	37.379	6	66 S.Hoole	1:59.650	1:59.722	(5)
7	66 S.Hoole	24.441	14 R.Wilson	58.978	14 R.Wilson	37.384	7	14 R.Wilson	2:00.668	2:02.214	(7)
8	121 F.Trouillard	25.625	88 B.Hartogs	1:00.300	43 C.Gillett	38.013	8	43 C.Gillett	2:04.401	2:04.632	(8)
9	43 C.Gillett	25.683	32 L.Kinch	1:00.540	71 A.Baillie	38.299	9	121 F.Trouillard	2:04.522	2:04.718	(9)
10	71 A.Baillie	25.771	121 F.Trouillard	1:00.560	121 F.Trouillard	38.337	10	71 A.Baillie	2:04.642	2:04.925	(10)
11	5 T.Smith	25.782	71 A.Baillie	1:00.572	88 B.Hartogs	38.373	11	88 B.Hartogs	2:04.651	2:05.002	(11)
12	21 I.Nuthall	25.824	43 C.Gillett	1:00.705	47 B.Jolliffe	38.901	12	32 L.Kinch	2:05.962	2:06.461	(13)
13	32 L.Kinch	25.922	5 T.Smith	1:01.104	5 T.Smith	39.168	13	5 T.Smith	2:06.054	2:06.068	(12)
14	88 B.Hartogs	25.978	19 P.Grant	1:01.384	21 I.Nuthall	39.287	14	21 I.Nuthall	2:07.077	2:07.736	(14)
15	19 P.Grant	26.068	21 I.Nuthall	1:01.966	32 L.Kinch	39.500	15	19 P.Grant	2:07.158	2:08.193	(15)
16	53 S.Taylor	26.366	47 B.Jolliffe	1:02.765	19 P.Grant	39.706	16	47 B.Jolliffe	2:08.222	2:09.038	(16)
17	47 B.Jolliffe	26.556	7 M.Baudoin	1:02.791	53 S.Taylor	40.221	17	53 S.Taylor	2:10.293	2:10.893	(17)
18	6 M.Newman	26.609	6 M.Newman	1:03.639	7 M.Baudoin	40.576	18	6 M.Newman	2:10.876	2:11.743	(19)
19	34 J.Bussey	27.498	53 S.Taylor	1:03.706	6 M.Newman	40.628	19	7 M.Baudoin	2:11.061	2:11.694	(18)
20	7 M.Baudoin	27.694	34 J.Bussey	1:04.107	34 J.Bussey	40.810	20	34 J.Bussey	2:12.415	2:12.685	(20)
21	3 S.Rettenmaier	29.989	3 S.Rettenmaier	1:09.126	3 S.Rettenmaier	43.914	21	3 S.Rettenmaier	2:23.029	2:25.013	(21)



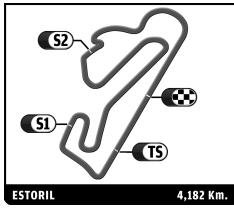


HGPCA Formula 1 Pre-1966 ESTORIL CLASSIC - 21 e 22 Outubro 2017 Race 2

Best Top Speeds

Driver	Team		Top 1		Top 2		Top 3		Top 4		Top 5		Avg
			Kph	Lap	Kph	Lap	Kph	Lap	Kph	Lap	Kph	Lap	
2 Rod Jolley		7b	235.9	3	221.6	2	214.7	7	213.9	13	213.9	6	220,0
14 Richard Wilson		7b	223.9	6	221.6	13	220.3	7	219.9	4	219.0	12	220,9
9 Barry Cannell		7b	222.5	9	213.9	8	211.4	10	211.0	11	209.0	7	213,6
20 Joaquin Folch-Rusinol		7a	219.0	12	213.9	11	209.8	10	209.0	3	209.0	8	212,1
43 Charles Gillett		9	207.8	2	204.0	11	203.6	8	201.8	12	199.9	10	203,4
19 Paul Grant		5	207.5	6	202.5	5	202.1	9	201.4	12	199.9	13	202,7
66 Sid Hoole		11	207.5	3	206.7	12	204.8	11	202.5	8	200.7	5	204,4
71 Alan Baillie		10	206.3	4	201.8	7	201.8	10	201.4	12	193.9	11	201,0
21 Ian Nuthall		5	205.9	10	200.3	9	198.5	12	197.4	5	196.4	7	199,7
32 Larry Kinch		12	205.5	3	205.5	12	204.0	13	201.4	11	200.7	9	203,4
53 Scotty Taylor		7c	204.8	12	202.5	10	200.7	3	198.8	8	197.4	4	200,8
121 Franck Trouillard		10	203.6	11	203.2	12	199.2	7	197.1	10	196.7	8	200,0
5 Tony Smith		7a	202.9	7	201.4	8	199.9	11	196.7	13	194.3	9	199,0
30 Julian Bronson		8	202.9	11	198.1	12	196.7	6	194.6	9	193.6	8	197,2
47 Brian Jolliffe		9	201.8	2	197.1	5	196.4	4	195.3	10	192.9	3	196,7
16 Max Smith Hilliard		7a	197.4	6	196.7	7	196.0	9	196.0	13	195.0	5	196,2
88 Bernardo Hartogs		10	196.4	5	193.3	3	192.6	8	191.2	2	188.3	7	192,4
7 Michel Baudoin		9	191.9	11	183.0	9	180.0	3	177.4	2	175.4	12	181,5
34 John Bussey		7c	188.3	3	180.0	10	179.4	11	179.4	8	179.1	4	181,2
6 Matthew Newman		12	187.7	7	187.3	2	187.0	4	186.1	5	185.5	12	186,7
3 Stephan Rettenmaier		1	155.4	3	154.1	10	152.6	2	149.3	11	147.3	9	151,7
1 John Romano		11											
248 Klaus Lehr		6											
15 James King		11											



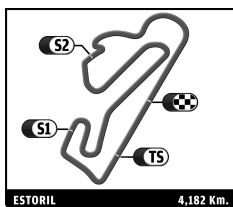


HGPCA Formula 1 Pre-1966 ESTORIL CLASSIC - 21 e 22 Outubro 2017 After Race 2

Event maximum speed

Driver	Team	Car	Class	Top Speed	Lap	Sessior
2 Rod Jolley		Cooper T45/51	7b	236.4	13	Race 1
15 James King		Brabham BT7	11	229.0	6	Race 1
71 Alan Baillie		Cooper T71/73	10	227.1	4	Qualifying
14 Richard Wilson		Cooper T51	7b	223.9	4	Race 1
9 Barry Cannell		Cooper T51	7b	223.4	13	Race 1
20 Joaquin Folch-Rusinol		Lotus 16 365	7a	220.8	9	Qualifying
66 Sid Hoole		Cooper T66 F1	11	217.3	6	Qualifying
30 Julian Bronson		Scarab Offenhauser	8	213.5	6	Race 1
43 Charles Gillett		Cooper T43	9	212.3	12	Race 1
5 Tony Smith		Ferrari 246 Dino	7a	210.6	11	Race 1
53 Scotty Taylor		Cooper T45/51	7c	209.0	5	Race 1
121 Franck Trouillard		Lotus 21/24 938	10	207.5	11	Qualifying
19 Paul Grant		Cooper Bristol Mk 2 3/53	5	207.5	6	Race 2
21 Ian Nuthall		Alfa F2	5	207.5	11	Qualifying
88 Bernardo Hartogs		Lotus 18/21 916	10	206.7	6	Race 1
32 Larry Kinch		Lotus 32 Tasman	12	205.5	3	Race 2
1 John Romano		Brabham BT11	11	204.4	12	Qualifying
47 Brian Jolliffe		Cooper T45	9	201.8	2	Race 2
7 Michel Baudoin		Cooper T45	9	198.8	11	Race 1
16 Max Smith Hilliard		Lotus 16 363	7a	197.4	6	Race 2
6 Matthew Newman		Brabham BT14	12	194.3	6	Race 1
248 Klaus Lehr		Maserati 250F CM5	6	192.3	11	Qualifying
34 John Bussey		Cooper T43	7c	188.3	3	Race 2
3 Stephan Rettenmaier		Alfa Romeo P3	1	155.6	3	Qualifying





HGPCA Formula 1 Pre-1966

ESTORIL CLASSIC - 21 e 22 Outubro 2017

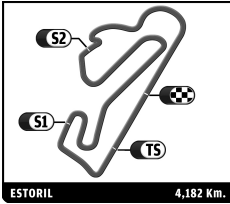
Race 2

Analysis by lap

Lapped

Nr	Lap Time	Gap	Nr	Lap Time	Gap	Nr	Lap Time	Gap	Nr	Lap Time	Gap	Nr	Lap Time	Gap					
Lap 1																			
			43	2:04.956	21.780	34	2:13.391	1:22.713	14	2:02.973	28.956	9	2:00.060	4.380					
9	2:05.634		71	2:08.129	26.589	7	2:14.201	1:27.537	88	2:05.125	49.736	3	2:29.475	2 Laps					
30	2:07.910	2.276	5	2:07.759	27.580									47	2:14.438	1 Lap			
2	2:07.956	2.322	121	2:07.800	28.046	Lap 6								2	2:02.054	13.465			
20	2:09.286	3.652	19	2:08.926	30.436	9	1:59.994		5	2:07.233	1:03.810	66	2:01.308	16.521					
66	2:09.656	4.022	21	2:08.771	30.984	20	1:59.342	0.478	71	2:06.558	1:04.407	16	1:59.873	17.850					
14	2:11.625	5.991	47	2:09.685	32.456	2	1:59.558	7.208	121	2:07.038	1:04.441	30	2:01.399	19.246					
88	2:14.320	8.686	32	2:06.461	33.146	3	2:26.765	1 Lap	32	2:07.425	1:16.714	53	2:16.249	1 Lap					
16	2:14.882	9.248	53	2:14.224	47.784	66	2:00.525	9.104	21	2:08.381	1:18.525	6	2:14.415	1 Lap					
43	2:15.228	9.594	6	2:13.699	48.634	30	2:02.141	9.690	19	2:08.860	1:19.432	7	2:11.694	1 Lap					
121	2:17.066	11.432	34	2:13.637	56.733	16	2:01.035	14.860	47	2:12.621	1:34.769	34	2:13.492	1 Lap					
71	2:17.268	11.634	7	2:14.682	58.402	14	2:02.662	22.683	53	2:10.893	1:51.991	14	2:02.214	42.848					
5	2:18.194	12.560	3	2:25.170	1:15.473	88	2:06.372	39.382	6	2:11.743	1:53.664	43	2:08.521	1:20.557					
19	2:19.081	13.447	Lap 4														71	2:05.669	1:25.792
21	2:19.736	14.102	9	2:00.224		5	2:07.299	50.282	Lap 9								121	2:05.215	1:27.744
47	2:20.371	14.737	20	2:00.247	0.409	71	2:07.474	50.494	20	1:58.083		5	2:09.921	1:32.974					
32	2:24.734	19.100	30	2:01.477	6.249	121	2:08.248	51.549	9	2:00.309	2.409	32	2:08.701	1:46.650					
53	2:25.618	19.984	2	1:59.867	6.824	32	2:08.580	59.811	34	2:15.461	1 Lap	19	2:08.622	1:48.542					
6	2:26.408	20.774	66	2:02.351	7.761	21	2:11.142	1:00.496	2	1:59.887	8.837	21	2:08.465	1:48.683					
3	2:31.928	26.294	16	2:00.793	14.828	19	2:10.231	1:01.184	66	2:00.743	12.136	Lap 12							
7	2:31.973	26.339	14	2:04.235	17.289	47	2:14.563	1:08.817	7	2:15.457	1 Lap	20	1:58.973						
34	2:34.068	28.434	88	2:05.568	26.912	53	2:13.204	1:27.359	30	1:59.773	14.302	9	2:03.335	8.742					
Lap 2														16	1:58.752	15.748			
9	2:00.595		43	2:05.956	27.512	6	2:13.030	1:28.205	14	2:04.177	35.050	2	2:01.597	16.089					
2	1:59.308	1.035	71	2:07.107	33.472	34	2:12.685	1:35.404	43	2:08.808	1:01.150	16	2:00.763	19.640					
20	1:58.352	1.409	5	2:07.681	35.037	7	2:13.284	1:40.827	5	2:07.174	1:12.901	66	2:02.883	20.431					
30	2:02.051	3.732	121	2:07.780	35.602	Lap 7								71	2:06.736	1:13.060			
66	2:01.456	4.883	19	2:09.601	39.813	9	1:59.599		121	2:07.341	1:13.699	30	2:01.177	21.450					
14	2:04.687	10.083	21	2:09.156	39.916	20	1:59.410	0.289	32	2:08.173	1:26.804	47	2:16.290	1 Lap					
16	2:03.425	12.078	32	2:08.992	41.914	2	2:00.017	7.626	21	2:08.765	1:29.207	3	2:28.901	2 Laps					
88	2:06.904	14.995	47	2:10.629	42.861	66	2:00.423	9.928	19	2:08.193	1:29.542	53	2:14.903	1 Lap					
43	2:08.234	17.233	53	2:14.147	1:01.707	30	2:01.366	11.457	3	2:28.758	1 Lap	6	2:12.194	1 Lap					
71	2:07.830	18.869	6	2:14.408	1:02.818	16	1:59.842	15.103	7	2:14.097	1:50.783	14	2:04.422	48.297					
5	2:08.265	20.230	34	2:13.317	1:09.826	14	2:03.073	26.157	47	2:14.097	1:50.783	34	2:12.796	1 Lap					
121	2:09.818	20.655	7	2:15.662	1:13.840	3	2:27.926	1 Lap	Lap 10								43	2:06.860	1:28.444
19	2:09.067	21.919	3	2:26.563	1:41.812	88	2:05.002	44.785	20	1:58.015		71	2:06.146	1:32.965					
21	2:09.115	22.622	Lap 5														9	2:00.071	4.465
47	2:09.038	23.180	9	2:00.504		5	2:06.068	56.751	9	2:00.071	4.465	5	2:10.049	1:44.050					
32	2:08.589	27.094	20	2:01.225	1.130	121	2:05.627	57.577	53	2:13.276	1 Lap	32	2:07.857	1:55.534					
53	2:14.580	33.969	30	2:01.798	7.543	71	2:07.128	58.023	2	2:00.734	11.556	21	2:07.736	1:57.446					
6	2:15.165	35.344	2	2:01.324	7.644	32	2:09.251	1:09.463	66	2:01.237	15.358	19	2:08.295	1:57.864					
34	2:15.666	43.505	66	2:01.316	8.573	21	2:09.421	1:10.318	6	2:18.189	1 Lap	Lap 13							
7	2:18.385	44.129	16	1:59.495	13.819	19	2:09.161	1:10.746	30	2:01.705	17.992	20	1:59.048						
3	2:25.013	50.712	14	2:03.230	20.015	47	2:13.104	1:22.322	16	2:00.389	18.122	9	2:03.180	12.874					
Lap 3														34	2:17.605	1 Lap	2	2:00.989	18.030
9	2:00.409		88	2:06.596	33.004	53	2:13.512	1:41.272	43	2:09.046	1:12.181	16	1:59.168	19.760					
20	1:59.386	0.386	43	2:06.540	33.548	6	2:13.489	1:42.095	71	2:05.223	1:20.268	66	2:00.451	21.834					
30	2:01.673	4.996	5	2:08.444	42.977	34	2:13.056	1:48.861	121	2:06.990	1:22.674	30	2:00.713	23.115					
66	2:01.160	5.634	71	2:10.046	43.014	7	2:13.947	1:55.175	5	2:08.312	1:23.198	47	2:17.624	1 Lap					
2	2:06.555	7.181	121	2:08.197	43.295	Lap 8								14	2:03.197	52.446			
14	2:03.604	13.278	21	2:09.936	49.348	20	1:59.885		19	2:08.538	1:40.065	53	2:18.199	1 Lap					
16	2:02.590	14.259	19	2:11.638	50.947	9	2:00.357	0.183	21	2:09.171	1:40.363	6	2:16.641	1 Lap					
88	2:06.982	21.568	32	2:09.815	51.225	2	1:59.581	7.033	Lap 11								7	2:12.279	1 Lap
Lap 11														66	1:59.722	9.476	34	2:13.158	1 Lap
9	2:00.357	0.183	47	2:11.891	54.248	30	2:01.329	12.612	20	2:00.145		3	2:36.842	2 Laps					
2	2:06.555	7.181	53	2:12.946	1:14.149	16	2:00.150	15.079							34	2:13.158	1 Lap		
14	2:03.604	13.278	6	2:12.855	1:15.169									7	2:12.279	1 Lap			
16	2:02.590	14.259															34	2:13.158	1 Lap
88	2:06.982	21.568															3	2:36.842	2 Laps





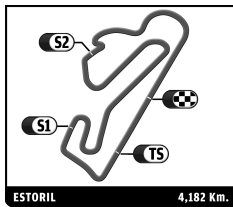
HGPCA Formula 1 Pre-1966
ESTORIL CLASSIC - 21 e 22 Outubro 2017
Race 2

Analysis by lap

Lapped

Nr	Lap Time	Gap	Nr	Lap Time	Gap	Nr	Lap Time	Gap	Nr	Lap Time	Gap
43	2:06.668	1:36.064									
71	2:04.925	1:38.842									
121	2:04.822	1:39.263									
5	2:08.509	1:53.511									
32	2:10.640	2:07.126									
19	2:09.404	2:08.220									
21	2:10.561	2:08.959									





HGPCA Formula 1 Pre-1966

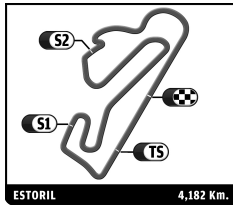
ESTORIL CLASSIC - 21 e 22 Outubro 2017

Race 2

Analysis

■ Personal Best ■ Session Best B Crossing the finish line in pit lane

Lap	Time	Sector 1	Sector 2	Sector 3	T. Spd	Elapsed	Lap	Time	Sector 1	Sector 2	Sector 3	T. Spd	Elapsed	
2	Rod Jolley GB							9	2:18.189	26.677	1:07.030	44.482	182.7	20:18.986
	Cooper T45/51							10	2:14.415	28.833	1:04.521	41.061	170.0	22:33.401
1	2:07.956	30.975	59.406	37.575	165.9	2:07.956	11	2:12.194	27.520	1:03.944	40.730	184.8	24:45.595	
2	1:59.308	24.194	58.172	36.942	221.6	4:07.264	12	2:16.641	26.609	1:07.737	42.295	185.5	27:02.236	
3	2:06.555	31.031	58.632	36.892	235.9	6:13.819								
4	1:59.867	24.325	58.440	37.102	207.5	8:13.686								
5	2:01.324	25.344	58.502	37.478	187.3	10:15.010								
6	1:59.558	24.474	57.982	37.102	213.9	12:14.568								
7	2:00.017	24.411	58.424	37.182	214.7	14:14.585								
8	1:59.581	24.579	57.704	37.298	208.6	16:14.166								
9	1:59.887	24.433	57.980	37.474	211.4	18:14.053								
10	2:00.734	25.218	58.196	37.320	190.6	20:14.787								
11	2:02.054	24.500	1:00.366	37.188	200.3	22:16.841								
12	2:01.597	24.542	59.870	37.185	203.6	24:18.438								
13	2:00.989	24.224	59.275	37.490	213.9	26:19.427								
3	Stephan Rettenmaier D													
	Alfa Romeo P3													
1	2:31.928	38.888	1:09.126	43.914	139.1	2:31.928								
2	2:25.013	30.201	1:10.420	44.392	152.6	4:56.941								
3	2:25.170	29.989	1:10.416	44.765	155.4	7:22.111								
4	2:26.563	31.268	1:10.714	44.581	140.7	9:48.674								
5	2:26.765	30.402	1:10.502	45.861	145.3	12:15.439								
6	2:27.926	31.328	1:12.079	44.519	135.2	14:43.365								
7	2:27.534	30.249	1:11.846	45.439	147.1	17:10.899								
8	2:28.758	31.071	1:11.933	45.754	141.6	19:39.657								
9	2:29.475	30.600	1:13.083	45.792	147.3	22:09.132								
10	2:28.901	30.948	1:13.438	44.515	154.1	24:38.033								
11	2:36.842	30.771	1:17.586	48.485	149.3	27:14.875								
5	Tony Smith GB													
	Ferrari 246 Dino													
1	2:18.194	35.250	1:03.305	39.639	157.8	2:18.194								
2	2:08.265	26.475	1:02.052	39.738	183.3	4:26.459								
3	2:07.759	26.318	1:01.606	39.835	189.3	6:34.218								
4	2:07.681	26.541	1:01.671	39.469	186.4	8:41.899								
5	2:08.444	26.357	1:02.252	39.835	183.3	10:50.343								
6	2:07.299	26.002	1:02.056	39.241	193.9	12:57.642								
7	2:06.068	25.792	1:01.104	39.172	202.9	15:03.710								
8	2:07.233	25.976	1:01.882	39.375	201.4	17:10.943								
9	2:07.174	25.937	1:02.069	39.168	194.3	19:18.117								
10	2:08.312	26.490	1:01.488	40.334	180.0	21:26.429								
11	2:09.921	26.340	1:03.623	39.958	199.9	23:36.350								
12	2:10.049	26.503	1:03.709	39.837	187.7	25:46.399								
13	2:08.509	25.782	1:02.493	40.234	196.7	27:54.908								
6	Matthew Newman GB													
	Brabham BT14													
1	2:26.408	37.487	1:07.293	41.628	149.5	2:26.408								
2	2:15.165	27.219	1:05.565	42.381	187.3	4:41.573								
3	2:13.699	27.746	1:04.451	41.502	172.4	6:55.272								
4	2:14.408	27.325	1:05.714	41.369	187.0	9:09.680								
5	2:12.855	27.013	1:04.777	41.065	186.1	11:22.535								
6	2:13.030	27.051	1:04.341	41.638	183.3	13:35.565								
7	2:13.489	27.140	1:05.099	41.250	187.7	15:49.054								
8	2:11.743	27.476	1:03.639	40.628	180.0	18:00.797								
7	Michel Baudoin F													
	Cooper T45													
1	2:31.973	42.517	1:07.066	42.390	157.1	2:31.973								
2	2:18.385	28.746	1:07.111	42.528	177.4	4:50.358								
3	2:14.682	28.108	1:04.866	41.708	180.0	7:05.040								
4	2:15.662	29.533	1:04.679	41.450	163.2	9:20.702								
5	2:14.201	28.432	1:04.736	41.033	165.4	11:34.903								
6	2:13.284	27.721	1:04.600	40.963	171.3	13:48.187								
7	2:13.947	27.694	1:04.841	41.412	167.2	16:02.134								
8	2:15.457	27.804	1:05.687	41.966	171.3	18:17.591								
9	2:11.953	27.979	1:03.072	40.902	183.0	20:29.544								
10	2:11.694	27.934	1:02.791	40.969	174.9	22:41.238								
11	2:12.796	27.867	1:04.353	40.576	191.9	24:54.034								
12	2:12.279	28.077	1:03.212	40.990	175.4	27:06.313								
9	Barry Cannell GB													
	Cooper T51													
1	2:05.634	29.437	58.927	37.270	172.9	2:05.634								
2	2:00.595	25.037	57.891	37.667	197.1	4:06.229								
3	2:00.409	24.941	58.483	36.985	189.0	6:06.638								
4	2:00.224	24.507	57.899	37.818	203.6	8:06.862								
5	2:00.504	24.821	58.359	37.324	192.3	10:07.366								
6	1:59.994	24.731	58.132	37.131	197.1	12:07.360								
7	1:59.599	24.170	58.123	37.306	209.0	14:06.959								
8	2:00.357	24.410	57.926	38.021	213.9	16:07.316								
9	2:00.309	25.002	58.305	37.002	222.5	18:07.625								
10	2:00.071	24.285	58.702	37.084	211.4	20:07.696								
11	2:00.060	24.457	58.147	37.456	211.0	22:07.756								
12	2:03.335	24.690	1:01.008	37.637	200.7	24:11.091								
13	2:03.180	25.256	59.902	38.022	186.4	26:14.271								
14	Richard Wilson GB													
	Cooper T51													
1	2:11.625	31.461	1:01.367	38.797	170.0	2:11.625								
2	2:04.687	25.542	1:01.069	38.076	195.7	4:16.312								
3	2:03.604	25.330	1:00.260	38.014	213.5	6:19.916								
4	2:04.235	25.270	1:00.275	38.690	219.9	8:24.151								
5	2:03.230	24.975	59.755	38.500	213.1	10:27.381								
6	2:02.662	24.417	59.647	38.598	223.9	12:30.043								
7	2:03.073	24.306	1:00.759	38.008	220.3	14:33.116								
8	2:02.973	25.741	59.848	37.384	215.2	16:36.089								
9	2:04.177	24.752	58.978	40.447	219.0	18:40.266								
10	2:03.744	24.834	59.894	39.016	207.5	20:44.010								
11	2:02.214	24.935	59.610	37.669	205.1	22:46.224								
12	2:04.422	25.010	1:01.843	37.569	219.0	24:50.646								
13	2:03.197	24.487	1:01.202	37.508	221.6	26:53.843								
16	Max Smith Hilliard GB													
	Lotus 16 363													
1	2:14.882	34.315	1:02.117	38.450	159.2	2:14.882								
2	2:03.425	25.839	58.512	39.074	185.1	4:18.307								
3	2:02.590	25.449	58.500	38.641	174.0	6:20.897								



HGPCA Formula 1 Pre-1966

ESTORIL CLASSIC - 21 e 22 Outubro 2017

Race 2

Analysis

■ Personal Best ■ Session Best B Crossing the finish line in pit lane

Lap	Time	Sector 1	Sector 2	Sector 3	T. Spd	Elapsed
4	2:00.793	24.684	58.168	37.941	195.0	8:21.690
5	1:59.495	24.624	57.153	37.718	195.0	10:21.185
6	2:01.035	26.370	57.372	37.293	197.4	12:22.220
7	1:59.842	25.129	57.661	37.052	196.7	14:22.062
8	2:00.150	25.085	57.702	37.363	193.9	16:22.212
9	1:58.752	24.536	57.394	36.822	196.0	18:20.964
10	2:00.389	24.965	58.554	36.870	184.2	20:21.353
11	1:59.873	25.144	57.495	37.234	189.3	22:21.226
12	2:00.763	24.531	58.684	37.548	193.3	24:21.989
13	1:59.168	24.370	57.672	37.126	196.0	26:21.157

19 Paul Grant		B				
		Cooper Bristol Mk 2 3/53				
1	2:19.081	35.848	1:03.041	40.192	156.5	2:19.081
2	2:09.067	26.965	1:02.077	40.025	189.9	4:28.148
3	2:08.926	26.855	1:02.365	39.706	189.3	6:37.074
4	2:09.601	27.268	1:02.008	40.325	183.0	8:46.675
5	2:11.638	27.079	1:04.043	40.516	202.5	10:58.313
6	2:10.231	27.433	1:02.553	40.245	207.5	13:08.544
7	2:09.161	26.762	1:02.066	40.333	195.7	15:17.705
8	2:08.860	26.918	1:01.712	40.230	185.1	17:26.565
9	2:08.193	26.068	1:02.081	40.044	202.1	19:34.758
10	2:08.538	26.568	1:02.046	39.924	199.9	21:43.296
11	2:08.622	27.236	1:01.384	40.002	181.8	23:51.918
12	2:08.295	26.624	1:01.660	40.011	201.4	26:00.213
13	2:09.404	27.712	1:01.652	40.040	199.9	28:09.617

20 Joaquin Folch-Rusinol		ES				
		Lotus 16 365				
1	2:09.286	32.000	59.412	37.874	159.0	2:09.286
2	1:58.352	24.265	57.410	36.677	193.9	4:07.638
3	1:59.386	24.130	58.473	36.783	209.0	6:07.024
4	2:00.247	24.544	57.900	37.803	199.6	8:07.271
5	2:01.225	24.732	58.270	38.223	194.3	10:08.496
6	1:59.342	24.365	57.804	37.173	197.8	12:07.838
7	1:59.410	24.250	57.842	37.318	198.1	14:07.248
8	1:59.885	24.578	57.673	37.634	209.0	16:07.133
9	1:58.083	24.127	57.237	36.719	205.5	18:05.216
10	1:58.015	23.979	57.652	36.384	209.8	20:03.231
11	2:00.145	24.334	58.906	36.905	213.9	22:03.376
12	1:58.973	23.998	58.138	36.837	219.0	24:02.349
13	1:59.048	24.339	57.492	37.217	202.1	26:01.397

21 Ian Nuthall		GB				
		Alfa F2				
1	2:19.736	35.035	1:04.575	40.126	156.5	2:19.736
2	2:09.115	27.521	1:02.307	39.287	178.3	4:28.851
3	2:08.771	26.646	1:02.501	39.624	192.9	6:37.622
4	2:09.156	27.210	1:02.157	39.789	180.6	8:46.778
5	2:09.936	26.745	1:03.120	40.071	197.4	10:56.714
6	2:11.142	26.427	1:03.772	40.943	195.7	13:07.856
7	2:09.421	26.579	1:02.524	40.318	196.4	15:17.277
8	2:08.381	26.218	1:02.346	39.817	195.3	17:25.658
9	2:08.765	26.048	1:02.642	40.075	200.3	19:34.423
10	2:09.171	27.262	1:02.352	39.557	205.9	21:43.594
11	2:08.465	27.205	1:01.966	39.294	192.3	23:52.059
12	2:07.736	25.824	1:02.026	39.886	198.5	25:59.795

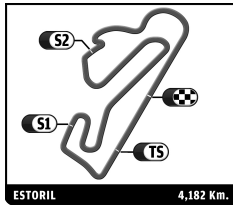
Lap	Time	Sector 1	Sector 2	Sector 3	T. Spd	Elapsed
13	2:10.561	27.863	1:03.378	39.320	188.3	28:10.356

30 Julian Bronson		GB				
		Scarab Offenhauser				
1	2:07.910	30.607	59.279	38.024	172.1	2:07.910
2	2:02.051	25.130	59.120	37.801	188.6	4:09.961
3	2:01.673	25.384	58.566	37.723	193.3	6:11.634
4	2:01.477	25.199	58.554	37.724	190.9	8:13.111
5	2:01.798	25.604	58.217	37.977	185.1	10:14.909
6	2:02.141	25.212	59.362	37.567	196.7	12:17.050
7	2:01.366	25.084	58.915	37.367	187.0	14:18.416
8	2:01.329	24.708	58.891	37.730	193.6	16:19.745
9	1:59.773	24.619	58.169	36.985	194.6	18:19.518
10	2:01.705	25.442	58.872	37.391	189.3	20:21.223
11	2:01.399	24.796	59.661	36.942	202.9	22:22.622
12	2:01.177	24.373	58.825	37.979	198.1	24:23.799
13	2:00.713	24.786	58.411	37.516	193.6	26:24.512

32 Larry Kinch		GB				
		Lotus 32 Tasman				
1	2:24.734	37.942	1:06.288	40.504	158.5	2:24.734
2	2:08.589	26.757	1:02.241	39.591	198.8	4:33.323
3	2:06.461	25.926	1:00.540	39.995	205.5	6:39.784
4	2:08.992	26.857	1:02.393	39.742	180.6	8:48.776
5	2:09.815	25.922	1:02.871	41.022	200.3	10:58.591
6	2:08.580	26.714	1:01.384	40.482	199.9	13:07.171
7	2:09.251	26.886	1:01.518	40.847	190.9	15:16.422
8	2:07.425	26.253	1:01.038	40.134	194.3	17:23.847
9	2:08.173	25.931	1:01.675	40.567	200.7	19:32.020
10	2:09.305	26.912	1:01.832	40.561	192.9	21:41.325
11	2:08.701	26.228	1:02.282	40.191	201.4	23:50.026
12	2:07.857	25.980	1:01.446	40.431	205.5	25:57.883
13	2:10.640	28.850	1:02.290	39.500	204.0	28:08.523

34 John Bussey		GB				
		Cooper T43				
1	2:34.068	47.872	1:04.778	41.418		2:34.068
2	2:15.666	28.536	1:05.481	41.649	167.9	4:49.734
3	2:13.637	27.709	1:04.374	41.554	188.3	7:03.371
4	2:13.317	27.719	1:04.305	41.293	179.1	9:16.688
5	2:13.391	27.857	1:04.517	41.017	173.8	11:30.079
6	2:12.685	27.598	1:04.112	40.975	175.4	13:42.764
7	2:13.056	27.981	1:04.107	40.968	171.9	15:55.820
8	2:15.461	27.843	1:04.250	43.368	179.4	18:11.281
9	2:17.605	29.200	1:06.441	41.964	171.3	20:28.886
10	2:13.492	27.498	1:05.075	40.919	180.0	22:42.378
11	2:13.858	27.565	1:05.483	40.810	179.4	24:56.236
12	2:13.158	27.588	1:04.589	40.981	172.4	27:09.394

43 Charles Gillett		GB				
		Cooper T43				
1	2:15.228	33.079	1:02.999	39.150	156.7	2:15.228
2	2:08.234	27.149	1:02.331	38.754	207.8	4:23.462
3	2:04.956	25.878	1:00.705	38.373	185.5	6:28.418
4	2:05.956	26.103	1:01.308	38.545	193.6	8:34.374
5	2:06.540	26.540	1:01.560	38.440	178.3	10:40.914
6	2:06.243	26.365	1:01.374	38.504	191.6	12:47.157



HGPCA Formula 1 Pre-1966

ESTORIL CLASSIC - 21 e 22 Outubro 2017

Race 2

Analysis

■ Personal Best
 ■ Session Best
 ■ Crossing the finish line in pit lane

Lap	Time	Sector 1	Sector 2	Sector 3	T. Spd	Elapsed
7	2:05.769	26.138	1:00.861	38.770	189.3	14:52.926
8	2:04.632	25.683	1:00.936	38.013	203.6	16:57.558
9	2:08.808	26.274	1:03.283	39.251	190.9	19:06.366
10	2:09.046	26.644	1:03.047	39.355	199.9	21:15.412
11	2:08.521	26.495	1:02.518	39.508	204.0	23:23.933
12	2:06.860	26.045	1:01.779	39.036	201.8	25:30.793
13	2:06.668	26.074	1:01.266	39.328	193.3	27:37.461

47 Brian Jolliffe GB						
Cooper T45						
1	2:20.371	36.179	1:04.474	39.718	174.9	2:20.371
2	2:09.038	27.264	1:02.873	38.901	201.8	4:29.409
3	2:09.685	26.728	1:02.765	40.192	192.9	6:39.094
4	2:10.629	26.556	1:03.466	40.607	196.4	8:49.723
5	2:11.891	27.004	1:03.998	40.889	197.1	11:01.614
6	2:14.563	27.885	1:05.317	41.361	182.7	13:16.177
7	2:13.104	27.361	1:04.823	40.920	176.8	15:29.281
8	2:12.621	27.196	1:04.426	40.999	183.6	17:41.902
9	2:14.097	27.190	1:04.774	42.133	187.0	19:55.999
10	2:14.438	27.248	1:04.871	42.319	195.3	22:10.437
11	2:16.290	28.007	1:05.646	42.637	165.2	24:26.727
12	2:17.624	27.710	1:07.963	41.951	182.7	26:44.351

53 Scotty Taylor AUS						
Cooper T45/51						
1	2:25.618	36.970	1:06.727	41.921	158.5	2:25.618
2	2:14.580	26.877	1:05.687	42.016	189.3	4:40.198
3	2:14.224	26.725	1:06.002	41.497	200.7	6:54.422
4	2:14.147	27.066	1:05.774	41.307	197.4	9:08.569
5	2:12.946	26.809	1:04.940	41.197	191.6	11:21.515
6	2:13.204	26.830	1:05.063	41.311	195.7	13:34.719
7	2:13.512	27.472	1:05.055	40.985	196.0	15:48.231
8	2:10.893	26.966	1:03.706	40.221	198.8	17:59.124
9	2:13.276	26.449	1:05.226	41.601	188.6	20:12.400
10	2:16.249	26.366	1:08.196	41.687	202.5	22:28.649
11	2:14.903	27.109	1:05.949	41.845	183.6	24:43.552
12	2:18.199	27.036	1:08.865	42.298	204.8	27:01.751

66 Sid Hoole GB						
Cooper T66 F1						
1	2:09.656	31.612	59.496	38.548	159.9	2:09.656
2	2:01.456	25.006	58.216	38.234	195.7	4:11.112
3	2:01.160	24.738	58.762	37.660	207.5	6:12.272
4	2:02.351	25.159	58.819	38.373	190.3	8:14.623
5	2:01.316	24.854	58.647	37.815	200.7	10:15.939
6	2:00.525	24.768	58.268	37.489	193.6	12:16.464
7	2:00.423	24.913	58.001	37.509	192.9	14:16.887
8	1:59.722	24.441	57.830	37.451	202.5	16:16.609
9	2:00.743	24.855	58.509	37.379	191.6	18:17.352
10	2:01.237	24.965	58.626	37.646	193.6	20:18.589
11	2:01.308	24.467	59.005	37.836	204.8	22:19.897
12	2:02.883	24.803	59.988	38.092	206.7	24:22.780
13	2:00.451	25.013	57.989	37.449	189.6	26:23.231

71 Alan Baillie GB						
Cooper T71/73						
1	2:17.268	34.585	1:03.469	39.214	171.9	2:17.268

Lap	Time	Sector 1	Sector 2	Sector 3	T. Spd	Elapsed
2	2:07.830	26.679	1:02.084	39.067	191.9	4:25.098
3	2:08.129	26.343	1:02.431	39.355	186.7	6:33.227
4	2:07.107	26.129	1:02.145	38.833	206.3	8:40.334
5	2:10.046	26.451	1:03.329	40.266	180.3	10:50.380
6	2:07.474	26.688	1:02.414	38.372	190.3	12:57.854
7	2:07.128	26.377	1:02.054	38.697	201.8	15:04.982
8	2:06.558	26.046	1:01.400	39.112	192.3	17:11.540
9	2:06.736	26.760	1:01.218	38.758	171.3	19:18.276
10	2:05.223	25.771	1:00.583	38.869	201.8	21:23.499
11	2:05.669	25.962	1:00.572	39.135	193.9	23:29.168
12	2:06.146	26.100	1:01.281	38.765	201.4	25:35.314
13	2:04.925	25.782	1:00.844	38.299	188.3	27:40.239

88 Bernardo Hartogs BR/GB						
Lotus 18/21 916						
1	2:14.320	33.319	1:02.285	38.716	159.0	2:14.320
2	2:06.904	26.254	1:01.532	39.118	191.2	4:21.224
3	2:06.982	26.404	1:01.842	38.736	193.3	6:28.206
4	2:05.568	26.606	1:00.561	38.401	183.9	8:33.774
5	2:06.596	26.489	1:01.388	38.719	196.4	10:40.370
6	2:06.372	26.665	1:01.334	38.373	181.2	12:46.742
7	2:05.002	26.305	1:00.300	38.397	188.3	14:51.744
8	2:05.125	25.978	1:00.672	38.475	192.6	16:56.869

121 Franck Trouillard F						
Lotus 21/24 938						
1	2:17.066	33.913	1:03.704	39.449	151.9	2:17.066
2	2:09.818	27.334	1:02.797	39.687	172.1	4:26.884
3	2:07.800	26.401	1:01.869	39.530	189.9	6:34.684
4	2:07.780	26.537	1:02.169	39.074	183.0	8:42.464
5	2:08.197	26.450	1:02.141	39.606	190.9	10:50.661
6	2:08.248	26.887	1:02.392	38.969	187.0	12:58.909
7	2:05.627	25.740	1:01.334	38.553	199.2	15:04.536
8	2:07.038	26.014	1:01.425	39.599	196.7	17:11.574
9	2:07.341	27.395	1:01.014	38.932	171.6	19:18.915
10	2:06.990	26.160	1:01.407	39.423	197.1	21:25.905
11	2:05.215	25.625	1:00.644	38.946	203.6	23:31.120
12	2:04.718	25.730	1:00.560	38.428	203.2	25:35.838
13	2:04.822	25.692	1:00.793	38.337	192.6	27:40.660