

Algarve Classic Festival

Autódromo Internacional Algarve

VISA FPAK Nº290

HGPCA FORMULA 1 Pre-1966
Qualifying - OFICIAL

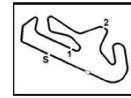
18 - 21 October 2018
Autodromo Internacional Algarve - 4652 mtr.

1	1	Miles Griffiths (Philip Walker)	7a	1	2:03.420	2			3	135.72
2	40	Joaquin Folch-Rusinol	7a	2	2:04.834	8	1.414	1.414	13	134.18
3	22	Peter Horsman	12	1	2:04.956	8	1.536	0.122	13	134.05
4	91	Chris Drake	10	1	2:05.542	7	2.122	0.586	11	133.42
5	3	Barry Cannell	12	2	2:05.702	6	2.282	0.160	13	133.25
6	73	Tom Dark	7b	1	2:06.269	8	2.849	0.567	13	132.66
7	2	Rod Jolley	7b	2	2:06.389	9	2.969	0.120	13	132.53
8	53	Justin Maeers	12	3	2:06.400	11	2.980	0.011	12	132.52
9	12	Rudi Friedrichs	7b	3	2:07.666	13	4.246	1.266	13	131.20
10	66	Sid Hoole	11	1	2:07.842	10	4.422	0.176	11	131.02
11	14	Richard Wilson	7b	4	2:08.034	7	4.614	0.192	13	130.83
12	37	Eddy Perk	10	2	2:11.323	8	7.903	3.289	9	127.55
13	7	Paul Griffin	7b	5	2:11.973	12	8.553	0.650	12	126.92
14	132	Bernardo Hartogs	10	3	2:12.893	3	9.473	0.920	8	126.04
15	42	James Willis	9	1	2:13.239	5	9.819	0.346	12	125.72
16	27	Steve Hart (Chris Wilson)	9	2	2:13.493	10	10.073	0.254	12	125.48
17	18	Philippe Bonny	10	4	2:14.210	6	10.790	0.717	7	124.81
18	8	Tony Ditheridge	9	3	2:17.121	10	13.701	2.911	11	122.16
19	21	Ian Nuthall	5	1	2:17.560	10	14.140	0.439	11	121.77
20	248	Klaus Lehr	6	1	2:17.562	4	14.142	0.002	10	121.77
21	19	Paul Grant	5	2	2:18.745	11	15.325	1.183	12	120.73
22	47	Brian Jolliffe	9	4	2:19.528	6	16.108	0.783	8	120.05
23	20	Adam Lindemann	10	5	2:21.717	6	18.297	2.189	12	118.20
24	56	Martin Halusa	6	2	2:22.063	8	18.643	0.346	11	117.91
25	32	Guy Plante	10	6	2:25.944	11	22.524	3.881	11	114.77
26	11	John Gillett	1	1	2:52.329	6	48.909	26.385	9	97.20

2:03.420 2 1 : Miles Griffiths (Philip Walker) ()

<https://livetiming.raceresults.nu/autodromodoalgarve>

Clerk Of the Course	Steward	Timekeeper	
		Miguel C. Calado Glória	
1 1			



Algarve Classic Festival

Autódromo Internacional Algarve

VISA FPAK Nº290

18 - 21 October 2018

Autodromo Internacional Algarve - 4652 mtr.

- HGPCA FORMULA 1 Pre-1966 - Race 1

: 12:35 - : 25



1 1 Miles Griffiths (Philip Walker) 2:03.420

Row 1

2 40 Joaquin Folch-Rusinol 2:04.834

3 22 Peter Horsman 2:04.956

Row 2

4 91 Chris Drake 2:05.542

5 3 Barry Cannell 2:05.702

Row 3

6 73 Tom Dark 2:06.269

7 2 Rod Jolley 2:06.389

Row 4

8 53 Just in Maers 2:06.400

9 12 Rudi Friedrichs 2:07.666

Row 5

10 66 Sid Hoole 2:07.842

11 14 Richard Wilson 2:08.034

Row 6

12 37 Eddy Perk 2:11.323

13 7 Paul Griffin 2:11.973

Row 7

14 132 Bernardo Hartogs 2:12.893

15 42 James Willis 2:13.239

Row 8

16 27 Steve Hart (Chris Wilson) 2:13.493

17 18 Philippe Bonny 2:14.210

Row 9

18 8 Tony Ditheridge 2:17.121

19 21 Ian Nuthall 2:17.560

Row 10

20 248 Klaus Lehr 2:17.562

21 19 Paul Grant 2:18.745

Row 11

22 47 Brian Jolliffe 2:19.528

23 20 Adam Lindemann 2:21.717

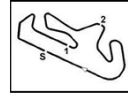
Row 12

24 56 Martin Halusa 2:22.063

<https://livetiming.raceresults.nu/autodromodoalgarve>

Clerk Of the Course	Steward	Timekeeper Miguel C. Calado Glória
1 2		





Algarve Classic Festival

Autódromo Internacional Algarve

VISA FPAK Nº290

18 - 21 October 2018

Autodromo Internacional Algarve - 4652 mtr.

- HGPCA FORMULA 1 Pre-1966 - Race 1

: 12:35 - : 25




25 32 Guy Plante 2: 25.944

Row 13

26 11 John Gillett 2: 52.329

<https://livetiming.raceresults.nu/autodromodoalgarve>

Clerk Of the Course	Steward	Timekeeper  Miguel C. Cala do Glória
2 2		



Algarve Classic Festival

Autódromo Internacional Algarve

VISA FPAK Nº290

HGPCA FORMULA 1 Pre-1966
Race 1 - OFICIAL

18 - 21 October 2018
Autodromo Internacional Algarve - 4652 mtr.

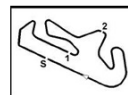
Pos	#	Name Entrant	Vehicle	Class	Pic	Gap	Laps	Total Time	Best Lap	In
1	1	Miles Griffiths (Philip Walker)	Lotus 16 368	7a	1	-- 13 laps --	13	26:44.081	2:02.479	3
2	22	Peter Horsman	Lotus 18/21	12	1	20.113	13	27:04.194	2:03.619	9
3	12	Rudi Friedrichs	Cooper T53	7b	1	34.898	13	27:18.979	2:04.832	5
4	73	Tom Dark	Cooper T51	7b	2	42.861	13	27:26.942	2:04.759	11
5	91	Chris Drake	Cooper T71/73	10	1	44.334	13	27:28.415	2:04.998	7
6	3	Barry Cannell	Brabham BT11A	12	2	1:06.753	13	27:50.834	2:05.569	5
7	14	Richard Wilson	Cooper T51	7b	3	1:07.354	13	27:51.435	2:06.960	13
8	66	Sid Hoole	Cooper T66 F1	11	1	1:08.809	13	27:52.890	2:07.234	11
9	7	Paul Griffin	Cooper T51	7b	4	2:01.318	13	28:45.399	2:10.076	10
10	37	Eddy Perk	Heron F1	10	2	2:04.392	13	28:48.473	2:10.448	10
11	27	Steve Hart (Chris Wilson)	Cooper T51	9	1	2:23.903	13	29:07.984	2:10.545	11
12	132	Bernardo Hartogs	Lotus 18/21 916	10	3	-- 12 laps --	12	27:12.237	2:14.457	6
13	248	Klaus Lehr	Maserati 250F CM5	6	1	13.180	12	27:25.417	2:14.257	12
14	18	Philippe Bonny	Brabham BT2	10	4	22.004	12	27:34.241	2:15.273	11
15	20	Adam Lindemann	Lotus 18 912	10	5	23.943	12	27:36.180	2:14.989	10
16	47	Brian Jolliffe	Cooper T45	9	2	33.217	12	27:45.454	2:15.118	9
17	21	Ian Nuthall	Alta F2	5	1	33.996	12	27:46.233	2:16.226	8
18	19	Paul Grant	Cooper Bristol Mk 2 3/52	5	2	34.778	12	27:47.015	2:16.408	12
19	56	Martin Halusa	Maserati 250F 2521	6	2	1:21.020	12	28:33.257	2:18.958	8

2:02.479 3 1: Miles Griffiths (Philip Walker) ()

<https://livetiming.raceresults.nu/autodromodalgarve>

21-10-2018 - 16:25

Clerk Of the Course	Steward	Timekeeper	
1 2		Miguel C. Calado Glória	



Algarve Classic Festival

Autódromo Internacional Algarve

VISA FPAK Nº290

HGPCA FORMULA 1 Pre-1966
Race 1 - OFICIAL

18 - 21 October 2018
Autodromo Internacional Algarve - 4652 mtr.

Pos	#	Name Entrant	Vehicle	Class	Pic	Gap	Laps	Total Time	Best Lap	In
20	32	Guy Plante	Cooper Bristol	5	3	1:27.429	12	28:39.666	2:20.640	8
21	40	Joaquin Folch-Rusinol	Lotus 16 365	7a	2	-- 10 laps --	10	27:15.512	2:05.710	7
22	42	James Willis	Cooper T45	9	3	-- 9 laps --	9	20:02.649	2:10.781	7
23	11	John Gillett	MG K3	1	1	6:42.440	9	26:45.089	2:55.342	2
24	2	Rod Jolley	Cooper T45/51	7b	5	-- 4 laps --	4	8:51.835	2:07.368	3
25	8	Tony Ditheridge	Cooper T45	9	4	-- 3 laps --	3	7:20.886	2:17.806	2

2:02.479 3 1: Miles Griffiths (Philip Walker) ()

<https://livetiming.raceresults.nu/autodromodoalgarve>

21-10-2018 - 16:25

Clerk Of the Course	Steward	Timekeeper	
		 Miguel C. Calado Glória	
2 2			



Algarve Classic Festival

Autódromo Internacional Algarve

VISA FPAK N°290

HGPCA FORMULA 1 Pre-1966

Race 1

18 - 21 October 2018

Autodromo Internacional Algarve - 4652 mtr.

= 10

1	91	Chris Drake	Cooper T71/73	-- 13 laps --		27:28.415	2:04.998	7
2	37	Eddy Perk	Heron F1	1:20.058	1:20.058	28:48.473	2:10.448	10
3	132	Bernardo Hartogs	Lotus 18/21 916	-- 12 laps --		27:12.237	2:14.457	6
4	18	Philippe Bonny	Brabham BT2	22.004	22.004	27:34.241	2:15.273	11
5	20	Adam Lindemann	Lotus 18 912	23.943	1.939	27:36.180	2:14.989	10
6	32	Guy Plante	Cooper Bristol	1:27.429	1:03.486	28:39.666	2:20.640	8

= 11

1	66	Sid Hoole	Cooper T66 F1	-- 13 laps --		27:52.890	2:07.234	11
---	----	-----------	---------------	---------------	--	-----------	----------	----

= 12

1	22	Peter Horsman	Lotus 18/21	-- 13 laps --		27:04.194	2:03.619	9
2	3	Barry Cannell	Brabham BT11A	46.640	46.640	27:50.834	2:05.569	5
3	53	Justin Maeers	Cooper T53	-- 9 laps --		26:45.089	2:55.342	2

= 5

1	21	Ian Nuthall	Alfa F2	-- 12 laps --		27:46.233	2:16.226	8
2	19	Paul Grant	Cooper Bristol Mk 2 3/52	0.782	0.782	27:47.015	2:16.408	12

= 6

1	248	Klaus Lehr	Maserati 250F CM5	-- 12 laps --		27:25.417	2:14.257	12
2	56	Martin Halusa	Maserati 250F 2521	1:07.840	1:07.840	28:33.257	2:18.958	8

202.479 3 1 : Miles Griffiths (Philip Walker) ()			
https://livetiming.raceresults.nu/autodromodoalgarve			
Clerk Of the Course	Steward	Timekeeper	Miguel C. Calado Glória
1 2			

Algarve Classic Festival

Autódromo Internacional Algarve

VISA FPAK N°290

HGPCA FORMULA 1 Pre-1966

Race 1

18 - 21 October 2018

Autodromo Internacional Algarve - 4652 mtr.

= 7a


1	1	Miles Griffiths (Philip Walker)	Lotus 16 368	-- 13 laps --		26:44.081	2:02.479	3
2	40	Joaquin Folch-Rusinol	Lotus 16 365	-- 10 laps --		27:15.512	2:05.710	7

= 7b

1	12	Rudi Friedrichs	Cooper T53	-- 13 laps --		27:18.979	2:04.832	5
2	73	Tom Dark	Cooper T51	7.963	7.963	27:26.942	2:04.759	11
3	14	Richard Wilson	Cooper T51	32.456	24.493	27:51.435	2:06.960	13
4	7	Paul Griffin	Cooper T51	1:26.420	53.964	28:45.399	2:10.076	10
5	2	Rod Jolley	Cooper T45/51	-- 4 laps --		8:51.835	2:07.368	3

= 9

1	27	Steve Hart (Chris Wilson)	Cooper T51	-- 13 laps --		29:07.984	2:10.545	11
2	47	Brian Jolliffe	Cooper T45	-- 12 laps --		27:45.454	2:15.118	9
3	42	James Willis	Cooper T45	-- 9 laps --		20:02.649	2:10.781	7
4	8	Tony Ditheridge	Cooper T45	-- 3 laps --		7:20.886	2:17.806	2

202.479 3 1 : Miles Griffiths (Philip Walker) ()			
https://livetiming.raceresults.nu/autodromodoalgarve			
Clerk Of the Course	Steward	Timekeeper	
			
		Miguel C. Calado Glória	
2 2			

Algarve Classic Festival

- Race 1

VISA FPAK Nº290

HGPCA FORMULA 1 Pre-1966

18 - 21 October 2018

Autodromo Internacional Algarve - 4652 mtr.

Pos	Nr.	Name	1	2	3	4	5	6	7	8	9	10	11	12	13
1	1	Miles Griffiths (Philip Walker)	1	1	1	1	1	1	1	1	1	1	1	1	1
2	22	Peter Horsman	22	22	22	22	22	22	22	22	22	22	22	22	22
3	12	Rudi Friedrichs	91	91	91	91	91	91	91	91	91	12	12	12	12
4	73	Tom Dark	73	3	3	12	12	12	12	12	12	91	91	73	73
5	91	Chris Drake	3	73	12	3	3	3	73	73	73	73	73	91	91
6	3	Barry Cannell	2	12	73	73	73	73	3	3	3	3	3	3	3
7	14	Richard Wilson	66	2	2	66	66	66	66	66	66	14	14	14	14
8	66	Sid Hoole	12	66	66	14	14	14	14	14	14	66	66	66	66
9	7	Paul Griffin	14	14	14	2	7	7	7	7	7	7	7	7	7
10	37	Eddy Perk	37	7	7	7	37	27	42	42	37	37	37	37	37
11	27	Steve Hart (Chris Wilson)	7	37	37	37	27	42	37	37	42	27	27	27	27
12	132	Bernardo Hartogs	132	132	27	27	42	37	27	27	27	132	132	132	
13	248	Klaus Lehr	40	27	42	42	132	132	132	132	132	248	248	248	
14	18	Philippe Bonny	27	42	132	132	21	47	47	248	248	47	20	18	
15	20	Adam Lindemann	42	21	21	21	47	248	248	47	47	20	18	20	
16	47	Brian Jolliffe	21	8	47	47	248	21	20	20	20	18	21	47	
17	21	Ian Nuthall	8	20	20	18	20	20	18	18	18	21	47	21	
18	19	Paul Grant	20	19	18	248	18	18	21	21	21	19	19	19	
19	56	Martin Halusa	19	18	248	20	19	19	19	19	19	56	56	56	
20	32	Guy Plante	18	47	19	19	32	32	32	56	56	32	32	32	
21	40	Joaquin Folch-Rusinol	47	248	8	32	56	56	56	32	32	40			
22	42	James Willis	32	32	32	56	53	53	53	40	40				
23	53	Justin Maeers	248	56	56	53	40	40	40	53	53				
24	2	Rod Jolley	56	53	53	40									
25	8	Tony Ditheridge	53	40	40										

Algarve Classic Festival

Autódromo Intemacional Algarve

VISA FPAK N°290

HGPCA FORMULA 1 Pre-1966

18 - 21 October 2018

- Race 1

Autodromo Internacional Algarve - 4652 mtr.

				Lap ..1	Lap ..2	Lap ..3	Lap ..4	Lap ..5	Lap ..6	Lap ..7	Lap ..8	Lap ..9	Lap ..0
1	Miles Griffiths (Philip Walker)	13	1 - 10	2:03.416	2:02.721	2:02.479	2:02.865	2:03.297	2:03.343	2:03.592	2:02.517	2:04.623	2:04.706
			11 - 20	2:04.056	2:02.966	2:03.500							
22	Peter Horsman	13	1 - 10	2:07.398	2:05.951	2:06.212	2:05.214	2:03.835	2:04.451	2:04.469	2:04.498	2:03.619	2:04.279
			11 - 20	2:05.183	2:04.690	2:04.395							
12	Rudi Friedrichs	13	1 - 10	2:11.736	2:07.185	2:06.282	2:06.152	2:04.832	2:05.162	2:04.833	2:05.296	2:05.415	2:05.109
			11 - 20	2:05.624	2:06.300	2:05.053							
73	Tom Dark	13	1 - 10	2:10.056	2:08.400	2:07.255	2:07.352	2:05.739	2:05.243	2:05.770	2:08.445	2:05.735	2:05.290
			11 - 20	2:04.759	2:05.365	2:07.533							
91	Chris Drake	13	1 - 10	2:09.507	2:07.695	2:05.918	2:06.489	2:05.552	2:05.199	2:04.998	2:05.216	2:05.979	2:07.632
			11 - 20	2:09.710	2:07.609	2:06.911							
3	Barry Cannell	13	1 - 10	2:10.344	2:07.517	2:06.737	2:07.657	2:05.569	2:06.064	2:06.176	2:20.733	2:09.507	2:08.528
			11 - 20	2:07.669	2:07.617	2:06.716							
14	Richard Wilson	13	1 - 10	2:13.942	2:08.961	2:08.726	2:09.041	2:08.131	2:07.738	2:07.638	2:08.085	2:08.624	2:08.546
			11 - 20	2:07.286	2:07.757	2:06.960							
66	Sid Hoole	13	1 - 10	2:11.571	2:08.643	2:07.253	2:07.620	2:08.157	2:09.986	2:09.056	2:09.313	2:09.259	2:09.596
			11 - 20	2:07.234	2:07.346	2:07.856							
7	Paul Griffin	13	1 - 10	2:18.916	2:13.045	2:12.099	2:14.113	2:13.360	2:12.177	2:12.309	2:12.411	2:11.503	2:10.076
			11 - 20	2:11.059	2:12.965	2:11.366							
37	Eddy Perk	13	1 - 10	2:18.842	2:14.116	2:12.731	2:13.210	2:13.876	2:13.002	2:12.464	2:10.926	2:11.440	2:10.448
			11 - 20	2:10.859	2:12.981	2:13.578							
27	Steve Hart (Chris Wilson)	13	1 - 10	2:21.161	2:14.537	2:12.057	2:12.069	2:13.638	2:11.758	2:13.681	2:11.466	2:12.417	2:11.314
			11 - 20	2:10.545	2:12.284	2:31.057							
132	Bernardo Hartogs	12	1 - 10	2:20.539	2:14.995	2:14.983	2:14.529	2:15.010	2:14.457	2:16.320	2:15.708	2:15.546	2:16.273
			11 - 20	2:16.482	2:17.395								
248	Klaus Lehr	12	1 - 10	2:33.346	2:15.514	2:17.749	2:16.617	2:14.361	2:18.256	2:15.916	2:14.745	2:15.249	2:14.839
			11 - 20	2:14.568	2:14.257								
18	Philippe Bonny	12	1 - 10	2:27.382	2:18.949	2:18.058	2:18.497	2:19.314	2:15.991	2:15.837	2:15.471	2:15.641	2:15.753
			11 - 20	2:15.273	2:18.075								
20	Adam Lindemann	12	1 - 10	2:25.432	2:19.042	2:19.402	2:19.394	2:18.118	2:15.885	2:15.665	2:15.166	2:16.732	2:14.989
			11 - 20	2:16.023	2:20.332								
47	Brian Jolliffe	12	1 - 10	2:27.524	2:18.996	2:17.019	2:15.313	2:17.223	2:19.095	2:16.449	2:16.025	2:15.118	2:15.675
			11 - 20	2:28.773	2:18.244								
21	Ian Nuthall	12	1 - 10	2:23.191	2:17.153	2:17.629	2:18.560	2:19.375	2:20.798	2:19.056	2:16.226	2:16.503	2:18.875
			11 - 20	2:19.519	2:19.348								
19	Paul Grant	12	1 - 10	2:26.792	2:19.388	2:20.675	2:18.819	2:18.682	2:18.067	2:18.212	2:16.959	2:17.261	2:17.805

Algarve Classic Festival

Autódromo Intemacional Algarve

VISA FPAK N°290

HGPCA FORMULA 1 Pre-1966
- Race 1

18 - 21 October 2018
Autodromo Internacional Algarve - 4652 mtr.

				Lap ..1	Lap ..2	Lap ..3	Lap ..4	Lap ..5	Lap ..6	Lap ..7	Lap ..8	Lap ..9	Lap ..0
				11 - 20	2:17.947	2:16.408							
56	Martin Halusa	12	1 - 10	2:34.772	2:24.638	2:25.432	2:24.161	2:21.810	2:21.670	2:21.553	2:18.958	2:19.814	2:19.156
			11 - 20	2:21.980	2:19.313								
32	Guy Plante	12	1 - 10	2:31.904	2:25.711	2:24.085	2:22.944	2:22.796	2:23.293	2:23.133	2:20.640	2:21.574	2:20.862
			11 - 20	2:21.618	2:21.106								
40	Joaquin Folch-Rusinol	10	1 - 10	2:20.640	2:57.581	2:07.470	2:07.072	2:07.242	2:07.247	2:05.710	2:08.432	2:08.079	2:06.039
42	James Willis	9	1 - 10	2:21.573	2:14.860	2:12.624	2:11.212	2:13.605	2:11.725	2:10.781	2:12.367	2:13.902	
53	Justin Maers	9	1 - 10	2:59.363	2:55.342	2:57.594	2:59.857	3:00.463	2:56.794	2:58.187	2:59.453	2:58.036	
2	Rod Jolley	4	1 - 10	2:10.988	2:08.752	2:07.368	2:24.727						
8	Tony Ditheridge	3	1 - 10	2:23.934	2:17.806	2:39.146							

Algarve Classic Festival

Autódromo Internacional Algarve

VISA FPAK N°290

HGPCA FORMULA 1 Pre-1966

18 - 21 October 2018

- Race 1

Autodromo Internacional Algarve - 4652 mtr.

1 Miles Griffiths (Philip Walker)								Lotus 16 368									
lap	Sect-1	Speed	Sect-2	Speed	Sect-3	Speed	lap time	Top Speed	lap	Sect-1	Speed	Sect-2	Speed	Sect-3	Speed	lap time	Top Speed
1		147,3	38.760	105,0	45.341		2:03.416	133,2	8	38.736	153,2	<u>38.611</u>	101,5	45.170		2:02.517	222,2
2	38.771	145,6	38.733	<u>105,3</u>	45.217		2:02.721	225,9	9	39.367	144,6	39.244	98,7	46.012		2:04.623	231,3
3	38.812	147,3	38.755	102,2	<u>44.912</u>		<u>2:02.479</u>	224,5	10	40.045	150,8	38.774	100,2	45.887		2:04.706	213,4
4	38.972	142,9	38.659	101,2	45.234		2:02.865	221,8	11	39.000	149,6	39.170	98,6	45.886		2:04.056	222,7
5	39.104	139,0	39.081	98,5	45.112		2:03.297	222,2	12	<u>38.576</u>	<u>155,8</u>	38.891	100,6	45.499		2:02.966	<u>235,8</u>
6	39.168	151,9	38.905	101,9	45.270		2:03.343	202,6	13	38.792	147,1	39.129	102,3	45.579		2:03.500	229,3
7	38.988	144,8	39.407	100,0	45.197		2:03.592	221,8	14								

2 Rod Jolley								Cooper T45/51									
lap	Sect-1	Speed	Sect-2	Speed	Sect-3	Speed	lap time	Top Speed	lap	Sect-1	Speed	Sect-2	Speed	Sect-3	Speed	lap time	Top Speed
1		135,3	40.481	<u>103,8</u>	46.979		2:10.988	141,5	3	40.314	137,4	40.524	96,7	<u>46.530</u>		<u>2:07.368</u>	231,8
2	40.253	<u>139,4</u>	41.146	101,6	47.353		2:08.752	225,0	4	<u>39.878</u>	139,2	<u>40.214</u>	97,9	Pit In		<u>2:24.727</u>	<u>233,8</u>

3 Barry Cannell								Brabham BT11A									
lap	Sect-1	Speed	Sect-2	Speed	Sect-3	Speed	lap time	Top Speed	lap	Sect-1	Speed	Sect-2	Speed	Sect-3	Speed	lap time	Top Speed
1		132,4	40.314	110,9	47.059		2:10.344	137,6	8	39.382	145,2	54.593	107,0	46.758		2:20.733	<u>239,5</u>
2	40.181	139,0	41.225	111,5	46.111		2:07.517	216,0	9	40.766	137,6	41.087	103,4	47.654		2:09.507	217,3
3	39.924	139,5	40.681	106,1	46.132		2:06.737	208,5	10	39.443	142,5	41.387	89,6	47.698		2:08.528	230,8
4	40.626	130,8	41.089	102,6	45.942		2:07.657	221,3	11	39.611	<u>149,4</u>	40.922	101,8	47.136		2:07.669	227,4
5	39.506	136,9	40.369	103,8	<u>45.694</u>		<u>2:05.569</u>	227,8	12	39.527	145,9	40.790	106,2	47.300		2:07.617	237,4
6	39.499	148,6	40.441	107,5	46.124		2:06.064	220,9	13	<u>39.178</u>	139,4	40.611	101,2	46.927		2:06.716	236,3
7	39.348	145,9	<u>39.787</u>	<u>114,6</u>	47.041		2:06.176	225,9	14								

7 Paul Griffin								Cooper T51									
lap	Sect-1	Speed	Sect-2	Speed	Sect-3	Speed	lap time	Top Speed	lap	Sect-1	Speed	Sect-2	Speed	Sect-3	Speed	lap time	Top Speed
1		117,8	42.755	<u>104,3</u>	48.903		2:18.916	150,4	8	42.294	150,6	41.862	99,8	48.255		2:12.411	216,9
2	42.577	142,7	42.151	93,8	48.317		2:13.045	210,9	9	40.802	152,3	42.308	94,6	48.393		2:11.503	221,3
3	41.733	137,8	42.127	88,9	48.239		2:12.099	211,8	10	<u>40.583</u>	149,6	<u>41.605</u>	101,4	<u>47.888</u>		<u>2:10.076</u>	<u>225,0</u>
4	41.894	140,1	43.718	98,0	48.501		2:14.113	216,9	11	40.821	153,0	41.758	95,0	48.480		2:11.059	222,7
5	42.741	<u>154,5</u>	41.946	96,2	48.673		2:13.360	204,2	12	41.475	<u>154,5</u>	42.760	92,3	48.730		2:12.965	221,3
6	41.320	139,9	42.423	90,6	48.434		2:12.177	217,7	13	40.831	140,3	41.978	93,7	48.557		2:11.366	224,5
7	42.053	144,0	42.019	93,3	48.237		2:12.309	212,2	14								

8 Tony Ditheridge								Cooper T45									
lap	Sect-1	Speed	Sect-2	Speed	Sect-3	Speed	lap time	Top Speed	lap	Sect-1	Speed	Sect-2	Speed	Sect-3	Speed	lap time	Top Speed
1		116,1	44.546	<u>92,8</u>	<u>49.817</u>		2:23.934	137,4	3	<u>43.468</u>	116,9	44.586	93,4	Pit In		<u>2:39.146</u>	<u>198,2</u>
2	43.964	<u>128,6</u>	<u>43.957</u>	99,4	49.885		<u>2:17.806</u>	193,9	4								

12 Rudi Friedrichs								Cooper T53									
lap	Sect-1	Speed	Sect-2	Speed	Sect-3	Speed	lap time	Top Speed	lap	Sect-1	Speed	Sect-2	Speed	Sect-3	Speed	lap time	Top Speed
1		135,0	40.289	98,0	46.481		2:11.736	157,4	8	39.300	140,4	<u>39.467</u>	88,5	46.529		2:05.296	237,9
2	40.174	132,5	40.840	98,8	46.171		2:07.185	238,9	9	<u>39.047</u>	143,6	40.523	94,2	45.845		2:05.415	231,8
3	39.787	136,9	40.971	94,3	45.524		2:06.282	235,8	10	39.800	<u>151,9</u>	39.557	97,3	45.752		2:05.109	227,4
4	39.602	141,7	40.776	97,5	45.774		2:06.152	224,1	11	39.414	145,4	40.753	98,5	<u>45.457</u>		2:05.624	230,8
5	39.394	143,0	39.846	96,3	45.592		<u>2:04.832</u>	225,5	12	39.437	133,2	40.041	<u>101,0</u>	46.822		2:06.300	234,8
6	39.518	141,9	39.882	91,1	45.762		2:05.162	234,3	13	39.291	147,3	40.196	80,8	45.566		2:05.053	<u>242,2</u>
7	39.283	140,1	39.544	95,7	46.006		2:04.833	235,3	14								

14 Richard Wilson								Cooper T51									
lap	Sect-1	Speed	Sect-2	Speed	Sect-3	Speed	lap time	Top Speed	lap	Sect-1	Speed	Sect-2	Speed	Sect-3	Speed	lap time	Top Speed
1		137,4	41.626	100,8	47.683		2:13.942	151,5	8	40.065	134,5	41.427	92,7	46.593		2:08.085	229,3
2	40.633	136,0	41.259	93,8	47.069		2:08.961	<u>235,3</u>	9	40.331	138,1	41.355	93,3	46.938		2:08.624	221,8
3	40.800	136,5	40.968	99,3	46.958		2:08.726	225,5	10	39.864	137,6	<u>40.594</u>	99,9	48.088		2:08.546	227,4
4	40.191	139,9	41.069	98,1	47.781		2:09.041	225,9	11	<u>39.590</u>	138,5	40.712	100,9	46.984		2:07.286	233,8
5	40.157	144,4	40.832	101,7	47.142		2:08.131	228,3	12	39.936	146,3	41.013	99,3	46.808		2:07.757	229,3
6	39.906	<u>149,8</u>	40.700	<u>103,9</u>	47.132		2:07.738	231,8	13	39.648	131,9	41.029	90,8	<u>46.283</u>		<u>2:06.960</u>	228,3

1 4 2:02.479 3 1: Miles Griffiths (Philip Walker) ()

<https://livetiming.raceresults.nu/autodromodoalgarve>

Algarve Classic Festival

Autódromo Internacional Algarve

VISA FPAK N°290

HGPCA FORMULA 1 Pre-1966
- Race 1

18 - 21 October 2018
Autodromo Internacional Algarve - 4652 mtr.

7	39.911	146,3	40.933	96,4	46.794	2:07.638	222,7	14									
---	--------	-------	--------	------	--------	----------	-------	----	--	--	--	--	--	--	--	--	--

18 Philippe Bonny								Brabham BT2									
lap	Sect-1	Speed	Sect-2	Speed	Sect-3	Speed	lap time	Top Speed	lap	Sect-1	Speed	Sect-2	Speed	Sect-3	Speed	lap time	Top Speed
1		109,8	45.265	94,8	50.349		2:27.382	129,0	7	42.894	131,5	43.747	91,8	49.196		2:15.837	<u>208,5</u>
2	44.147	121,6	45.500	91,8	49.302		2:18.949	188,2	8	<u>42.138</u>	122,3	44.233	96,1	49.100		2:15.471	207,7
3	44.289	128,1	44.275	90,2	49.494		2:18.058	204,2	9	42.830	131,4	43.858	96,0	48.953		2:15.641	202,6
4	44.658	120,5	44.060	90,2	49.779		2:18.497	202,2	10				88,7	48.981		2:15.753	203,4
5	44.019	120,9	44.814	89,9	50.481		2:19.314	188,2	11				86,5	<u>48.609</u>		<u>2:15.273</u>	201,9
6	43.327	131,4	<u>43.723</u>	95,6	48.941		2:15.991	199,6	12	43.195	<u>138,3</u>	44.881	<u>98,3</u>	49.999		2:18.075	198,5

19 Paul Grant								Cooper Bristol Mk 2 3/52									
lap	Sect-1	Speed	Sect-2	Speed	Sect-3	Speed	lap time	Top Speed	lap	Sect-1	Speed	Sect-2	Speed	Sect-3	Speed	lap time	Top Speed
1				93,1	50.921		2:26.792	144,6	7				93,3	49.917		2:18.212	199,3
2	44.263	128,9	44.945	97,8	50.180		2:19.388	200,7	8	<u>43.370</u>	<u>143,2</u>	<u>43.864</u>	97,7	49.725		2:16.959	201,1
3	45.114	127,7	45.033	93,4	50.528		2:20.675	188,8	9				94,7	49.837		2:17.261	<u>201,9</u>
4	44.310	128,9	44.627	97,5	49.882		2:18.819	193,5	10	43.791	139,5	44.102	94,2	49.912		2:17.805	<u>200,7</u>
5	44.100	142,7	44.458	91,3	50.124		2:18.682	196,4	11				93,1	<u>49.571</u>		2:17.947	199,3
6	43.937	136,7	44.267	92,3	49.863		2:18.067	197,4	12				<u>98,6</u>	49.682		<u>2:16.408</u>	200,7

20 Adam Lindemann								Lotus 18 912									
lap	Sect-1	Speed	Sect-2	Speed	Sect-3	Speed	lap time	Top Speed	lap	Sect-1	Speed	Sect-2	Speed	Sect-3	Speed	lap time	Top Speed
1		123,6	45.373	95,8	49.912		2:25.432	152,1	7	42.899	142,5	43.934	97,0	48.832		2:15.665	203,8
2	43.446	142,1	44.041	96,4	51.555		2:19.042	193,2	8	<u>42.434</u>	129,5	43.876	94,4	48.856		2:15.166	201,9
3	44.111	140,1	44.440	93,5	50.851		2:19.402	188,5	9	43.171	135,8	44.108	98,3	49.453		2:16.732	203,0
4	44.276	136,0	44.573	84,2	50.545		2:19.394	198,2	10	43.020	141,7	<u>43.507</u>	96,9	<u>48.462</u>		<u>2:14.989</u>	206,9
5	43.763	133,2	43.947	89,6	50.408		2:18.118	193,9	11	42.661	144,6	43.890	93,1	49.472		2:16.023	<u>208,1</u>
6	42.921	<u>153,8</u>	44.332	96,8	48.632		2:15.885	197,1	12	44.926	130,9	43.795	<u>99,9</u>	51.611		2:20.332	<u>208,1</u>

21 Ian Nuthall								Alta F2									
lap	Sect-1	Speed	Sect-2	Speed	Sect-3	Speed	lap time	Top Speed	lap	Sect-1	Speed	Sect-2	Speed	Sect-3	Speed	lap time	Top Speed
1		121,6	43.909	95,4	50.012		2:23.191	145,2	7	45.227	136,5	43.726	96,9	50.103		2:19.056	202,6
2	43.462	133,0	43.509	97,5	50.182		2:17.153	201,9	8	<u>42.593</u>	<u>151,0</u>	43.850	93,4	<u>49.783</u>		<u>2:16.226</u>	<u>203,4</u>
3	43.354	137,1	43.636	95,7	50.639		2:17.629	200,0	9	42.845	141,7	<u>43.457</u>	93,2	50.201		2:16.503	202,2
4	43.384	136,9	44.090	92,5	51.086		2:18.560	200,0	10	43.693	137,6	44.694	93,1	50.488		2:18.875	189,1
5	43.581	134,2	44.705	94,4	51.089		2:19.375	197,4	11	43.650	143,4	44.513	92,8	51.356		2:19.519	197,8
6	45.514	138,3	44.294	<u>98,1</u>	50.990		2:20.798	183,4	12	44.442	133,7	43.992	94,5	50.914		2:19.348	194,9

22 Peter Horsman								Lotus 18/21									
lap	Sect-1	Speed	Sect-2	Speed	Sect-3	Speed	lap time	Top Speed	lap	Sect-1	Speed	Sect-2	Speed	Sect-3	Speed	lap time	Top Speed
1		137,8	39.787	96,5	46.369		2:07.398	144,4	8	39.267	139,9	39.670	98,3	45.561		2:04.498	240,0
2	39.701	141,2	40.138	96,1	46.112		2:05.951	218,6	9	38.781	145,4	39.544	94,3	<u>45.294</u>		<u>2:03.619</u>	<u>242,2</u>
3	39.535	143,2	40.392	95,7	46.285		2:06.212	226,9	10	<u>38.768</u>	<u>157,4</u>	39.446	100,1	46.065		2:04.279	240,5
4	39.314	141,7	40.336	96,2	45.564		2:05.214	232,8	11	39.159	137,1	39.822	101,1	46.202		2:05.183	240,5
5	38.981	146,1	39.494	95,7	45.360		2:03.835	239,5	12	39.048	150,8	39.580	<u>105,1</u>	46.062		2:04.690	240,0
6	38.883	147,3	40.132	95,1	45.436		2:04.451	240,0	13	38.914	150,2	<u>39.296</u>	101,2	46.185		2:04.395	237,4
7	38.870	148,1	39.571	96,3	46.028		2:04.469	238,9	14								

27 Steve Hart (Chris Wilson)								Cooper T51									
lap	Sect-1	Speed	Sect-2	Speed	Sect-3	Speed	lap time	Top Speed	lap	Sect-1	Speed	Sect-2	Speed	Sect-3	Speed	lap time	Top Speed
1		126,6	44.483	92,9	48.961		2:21.161	152,5	8	41.433	132,8	42.623	90,3	47.410		2:11.466	222,2
2	42.449	128,0	43.653	92,0	48.435		2:14.537	217,3	9	41.078	134,7	42.601	93,8	48.738		2:12.417	227,8
3	41.210	130,6	42.975	88,7	47.872		2:12.057	226,4	10	41.225	143,4	42.686	91,1	<u>47.403</u>		2:11.314	225,9
4	41.421	128,3	42.761	89,8	47.887		2:12.069	225,0	11	40.861	142,5	<u>41.981</u>	91,4	47.703		<u>2:10.545</u>	226,9
5	42.957	127,1	42.993	90,7	47.688		2:13.638	220,4	12	<u>40.681</u>	144,4	42.640	92,3	48.963		2:12.284	226,9
6	40.996	140,3	42.988	89,6	47.774		2:11.758	227,4	13	41.091	143,4	42.375	91,8	1:07.591		2:31.057	<u>228,3</u>
7	41.564	<u>144,6</u>	43.140	<u>94,1</u>	48.977		2:13.681	224,5	14								

Algarve Classic Festival

Autódromo Internacional Algarve

VISA FPAK N°290

HGPCA FORMULA 1 Pre-1966

18 - 21 October 2018

- Race 1

Autodromo Internacional Algarve - 4652 mtr.

32 Guy Plante								Cooper Bristol									
lap	Sect-1	Speed	Sect-2	Speed	Sect-3	Speed	lap time	Top Speed	lap	Sect-1	Speed	Sect-2	Speed	Sect-3	Speed	lap time	Top Speed
1		115,8	46.484	104,8	52.655		2: 31.904	144,6	7	45.530	138,6	45.443	104,4	52.160		2: 23.133	180,6
2	46.782	125,3	45.997	101,4	52.932		2: 25.711	180,3	8	45.250	137,9	<u>44.496</u>	102,4	<u>50.894</u>		<u>2: 20.640</u>	180,6
3	46.032	128,6	45.757	96,9	52.296		2: 24.085	178,8	9	44.573	144,2	45.456	<u>113,0</u>	51.545		2: 21.574	<u>187,5</u>
4	45.594	126,6	45.542	102,7	51.808		2: 22.944	182,4	10	44.410	143,8	44.939	98,6	51.513		2: 20.862	187,2
5	45.344	132,7	45.690	97,7	51.762		2: 22.796	182,4	11	44.882	140,3	45.506	104,0	51.230		2: 21.618	185,9
6	45.301	131,1	45.905	98,9	52.087		2: 23.293	182,4	12	<u>44.382</u>	<u>145,7</u>	44.980	107,4	51.744		2: 21.106	185,6

37 Eddy Perk								Heron F1									
lap	Sect-1	Speed	Sect-2	Speed	Sect-3	Speed	lap time	Top Speed	lap	Sect-1	Speed	Sect-2	Speed	Sect-3	Speed	lap time	Top Speed
1		140,8	44.157	93,5	47.913		2: 18.842	144,0	8	41.808	131,5	42.259	<u>96,4</u>	<u>46.859</u>		2: 10.926	212,6
2	43.479	120,4	42.697	93,4	47.940		2: 14.116	200,0	9	41.486	130,8	42.377	95,2	47.577		2: 11.440	209,3
3	42.520	123,7	42.706	88,1	47.505		2: 12.731	210,9	10	<u>41.440</u>	<u>142,1</u>	<u>41.510</u>	92,3	47.498		<u>2: 10.448</u>	213,9
4	42.476	122,4	43.035	89,2	47.699		2: 13.210	204,9	11	42.079	131,1	41.632	95,3	47.148		2: 10.859	<u>214,7</u>
5	43.381	123,3	42.637	92,8	47.858		2: 13.876	211,4	12	41.579	134,7	42.347	91,8	49.055		2: 12.981	213,4
6	42.369	127,4	43.039	89,4	47.594		2: 13.002	210,9	13	43.653	137,8	42.406	92,5	47.519		2: 13.578	213,9
7	41.662	135,5	42.916	92,0	47.886		2: 12.464	211,8	14								

40 Joaquin Folch-Rusinol								Lotus 16 365									
lap	Sect-1	Speed	Sect-2	Speed	Sect-3	Speed	lap time	Top Speed	lap	Sect-1	Speed	Sect-2	Speed	Sect-3	Speed	lap time	Top Speed
1		146,1	<u>39.628</u>	<u>105,2</u>	Pit In		<u>2: 20.640</u>	140,4	6	40.687	132,2	40.262	96,5	<u>46.298</u>		2: 07.247	212,6
2	Pit Out	131,4	41.267	93,6	47.083		<u>7: 57.581</u>		7	<u>39.256</u>	137,9	39.928	94,6	46.526		<u>2: 05.710</u>	226,4
3	40.154	136,7	40.225	97,5	47.091		2: 07.470	208,9	8	40.989	140,6	41.057	94,6	46.386		2: 08.432	198,9
4	40.091	131,5	40.261	90,0	46.720		2: 07.072	224,5	9	40.360	136,9	40.591	101,3	47.128		2: 08.079	212,6
5	40.555	136,7	39.930	97,7	46.757		2: 07.242	216,4	10	39.264	<u>146,7</u>	39.629	95,5	47.146		2: 06.039	<u>230,8</u>

42 James Willis								Cooper T45									
lap	Sect-1	Speed	Sect-2	Speed	Sect-3	Speed	lap time	Top Speed	lap	Sect-1	Speed	Sect-2	Speed	Sect-3	Speed	lap time	Top Speed
1		109,8	43.935	93,1	49.166		2: 21.573	148,1	6	41.902	133,7	41.931	89,9	47.892		2: 11.725	213,9
2	42.793	122,6	43.394	87,4	48.673		2: 14.860	207,7	7				<u>100,9</u>	47.820		<u>2: 10.781</u>	<u>214,3</u>
3				96,4	47.973		2: 12.624	204,9	8	42.286	126,5	<u>41.824</u>	97,2	48.257		2: 12.367	208,1
4	41.658	<u>134,8</u>	42.190	88,7	<u>47.364</u>		2: 11.212	209,7	9	<u>41.586</u>	134,3	44.265	91,7	48.051		2: 13.902	211,4
5				91,8	47.503		2: 13.605	212,2	10								

47 Brian Jolliffe								Cooper T45									
lap	Sect-1	Speed	Sect-2	Speed	Sect-3	Speed	lap time	Top Speed	lap	Sect-1	Speed	Sect-2	Speed	Sect-3	Speed	lap time	Top Speed
1		113,9	46.408	98,6	49.849		2: 27.524	156,7	7	43.001	140,3	43.733	102,8	49.715		2: 16.449	210,9
2	44.903	120,4	44.982	100,8	49.111		2: 18.996	194,2	8	43.063	128,7	43.712	98,6	49.250		2: 16.025	190,8
3	43.351	132,5	43.569	98,0	50.099		2: 17.019	206,9	9	42.976	135,7	<u>43.277</u>	100,7	<u>48.865</u>		<u>2: 15.118</u>	211,4
4	42.884	136,0	43.360	93,5	49.069		2: 15.313	200,0	10	<u>42.486</u>	129,3	43.351	101,1	49.838		2: 15.675	212,2
5	43.333	<u>143,6</u>	43.800	97,5	50.090		2: 17.223	197,8	11	43.133	135,0	43.803	<u>103,0</u>	1: 01.837		2: 28.773	203,4
6	45.018	138,5	43.831	100,0	50.246		2: 19.095	198,5	12	43.296	137,2	43.926	99,6	51.022		2: 18.244	<u>215,6</u>

53 Justin Maers								Cooper T53									
lap	Sect-1	Speed	Sect-2	Speed	Sect-3	Speed	lap time	Top Speed	lap	Sect-1	Speed	Sect-2	Speed	Sect-3	Speed	lap time	Top Speed
1				76,2	1: 03.723		2: 59.363	118,2	6	55.802	<u>105,6</u>	56.708	76,4	1: 04.284		2: 56.794	146,5
2				72,6	<u>1: 02.920</u>		<u>2: 55.342</u>	133,2	7	56.272	99,0	56.534	67,5	1: 05.381		2: 58.187	141,9
3	<u>55.436</u>	90,7	57.303	73,6	1: 04.855		2: 57.594	134,2	8	57.282	99,0	57.033	70,7	1: 05.138		2: 59.453	141,9
4	57.876	97,4	55.843	71,4	1: 06.138		2: 59.857	133,5	9	56.743	96,5	<u>55.771</u>	74,7	1: 05.522		2: 58.036	140,3
5				74,5	1: 05.572		3: 00.463	<u>148,1</u>	10								

56 Martin Halusa								Maserati 250F 2521									
lap	Sect-1	Speed	Sect-2	Speed	Sect-3	Speed	lap time	Top Speed	lap	Sect-1	Speed	Sect-2	Speed	Sect-3	Speed	lap time	Top Speed
1		110,2	47.765	85,4	52.491		2: 34.772	127,4	7	44.947	122,9	45.114	83,5	51.492		2: 21.553	183,7
2	46.690	117,9	45.543	88,0	52.405		2: 24.638	178,8	8	44.025	<u>128,4</u>	44.605	89,1	50.328		<u>2: 18.958</u>	<u>199,6</u>
3	47.195	113,0	46.246	81,9	51.991		2: 25.432	177,3	9	<u>43.960</u>	<u>125,6</u>	<u>44.080</u>	90,0	51.774		2: 19.814	192,5
4	46.239	118,2	45.971	80,7	51.951		2: 24.161	186,9	10	44.750	119,9	44.398	90,4	<u>50.008</u>		2: 19.156	187,5

Algarve Classic Festival

Autódromo Internacional Algarve

VISA FPAK N°290

HGPCA FORMULA 1 Pre-1966

18 - 21 October 2018

- Race 1

Autodromo Internacional Algarve - 4652 mtr.

5	45.322	121,2	45.502	82,9	50.986	2:21.810	189,1	11	46.045	125,4	45.340	85,6	50.595	2:21.980	165,6
6	45.431	115,5	45.612	84,5	50.627	2:21.670	187,5	12	44.556	120,4	44.473	<u>90,5</u>	50.284	2:19.313	188,8

66 Sid Hoole								Cooper T66 F1									
lap	Sect-1	Speed	Sect-2	Speed	Sect-3	Speed	lap time	Top Speed	lap	Sect-1	Speed	Sect-2	Speed	Sect-3	Speed	lap time	Top Speed
1		132,5	40.765	<u>107,7</u>	46.808		2:11.571	151,5	8	41.423	139,7	40.915	101,5	46.975		2:09.313	213,4
2	41.477	137,1	40.683	104,7	46.483		2:08.643	211,4	9	40.548	139,2	41.092	100,4	47.619		2:09.259	211,4
3	40.505	134,3	40.598	98,5	<u>46.150</u>		2:07.253	209,7	10	40.485	144,0	40.668	93,6	48.443		2:09.596	213,0
4	40.508	134,7	40.239	104,9	46.873		2:07.620	221,8	11	39.946	<u>158,4</u>	<u>39.887</u>	102,1	47.401		<u>2:07.234</u>	<u>226,9</u>
5	40.568	141,5	40.708	96,7	46.881		2:08.157	213,0	12	<u>39.683</u>	145,4	41.220	105,7	46.443		2:07.346	225,5
6	41.383	144,8	41.289	101,1	47.314		2:09.986	215,6	13	40.513	146,5	40.499	90,3	46.844		2:07.856	224,5
7	41.296	141,2	40.874	100,4	46.886		2:09.056	219,5	14								

73 Tom Dark								Cooper T51									
lap	Sect-1	Speed	Sect-2	Speed	Sect-3	Speed	lap time	Top Speed	lap	Sect-1	Speed	Sect-2	Speed	Sect-3	Speed	lap time	Top Speed
1		135,5	39.917	109,5	47.676		2:10.056	150,8	8	39.844	138,6	43.449	100,6	<u>45.152</u>		2:08.445	234,3
2	40.474	135,5	41.477	107,7	46.449		2:08.400	214,7	9	39.725	134,3	39.806	109,5	46.204		2:05.735	226,9
3	39.579	141,2	40.949	108,4	46.727		2:07.255	220,0	10	39.362	145,7	40.080	<u>113,2</u>	45.848		2:05.290	233,8
4	39.948	131,2	40.909	104,3	46.495		2:07.352	221,8	11	39.421	147,7	39.956	108,2	45.382		<u>2:04.759</u>	235,3
5	39.373	139,9	39.976	105,5	46.390		2:05.739	230,8	12	<u>39.276</u>	<u>153,0</u>	40.081	103,6	46.008		2:05.365	232,8
6	39.769	141,9	<u>39.693</u>	108,9	45.781		2:05.243	223,1	13	40.906	143,8	40.786	103,4	45.841		2:07.533	<u>238,4</u>
7	39.577	145,0	39.778	107,0	46.415		2:05.770	226,4	14								

91 Chris Drake								Cooper T71/73									
lap	Sect-1	Speed	Sect-2	Speed	Sect-3	Speed	lap time	Top Speed	lap	Sect-1	Speed	Sect-2	Speed	Sect-3	Speed	lap time	Top Speed
1		138,5	40.278	96,9	47.321		2:09.507	134,8	8	<u>38.983</u>	146,9	39.938	98,4	46.295		2:05.216	223,6
2	40.233	136,7	41.270	103,6	46.192		2:07.695	223,6	9	39.361	142,7	40.592	96,9	46.026		2:05.979	<u>224,5</u>
3	39.806	147,7	39.892	<u>106,3</u>	46.220		2:05.918	222,7	10	40.166	<u>162,2</u>	40.776	94,6	46.690		2:07.632	220,0
4	40.152	141,9	40.704	98,5	<u>45.633</u>		2:06.489	221,8	11	42.217	131,2	41.285	93,9	46.208		2:09.710	195,3
5	39.207	159,5	39.731	100,7	46.614		2:05.552	223,6	12	41.017	148,6	40.591	98,2	46.001		2:07.609	200,0
6	39.411	154,1	<u>39.704</u>	98,4	46.084		2:05.199	221,3	13	40.361	139,0	40.750	101,0	45.800		2:06.911	224,1
7	39.258	152,1	39.806	92,7	45.934		<u>2:04.998</u>	223,1	14								

132 Bernardo Hartogs								Lotus 18/21 916									
lap	Sect-1	Speed	Sect-2	Speed	Sect-3	Speed	lap time	Top Speed	lap	Sect-1	Speed	Sect-2	Speed	Sect-3	Speed	lap time	Top Speed
1		122,6	44.505	93,2	<u>48.449</u>		2:20.539	152,5	7	43.093	138,6	43.940	86,9	49.287		2:16.320	193,9
2	43.002	121,5	43.451	93,4	48.542		2:14.995	<u>212,2</u>	8	43.065	136,4	43.358	84,2	49.285		2:15.708	197,1
3	42.736	128,9	<u>42.831</u>	90,7	49.416		2:14.983	199,6	9	42.565	135,0	43.453	84,0	49.528		2:15.546	202,2
4	42.839	140,6	42.857	89,7	48.833		2:14.529	203,8	10	43.101	131,2	43.398	89,7	49.774		2:16.273	203,4
5	42.806	141,0	43.212	92,5	48.992		2:15.010	197,4	11	42.970	<u>144,8</u>	43.589	85,9	49.923		2:16.482	198,2
6	<u>42.349</u>	137,9	42.856	<u>95,2</u>	49.252		<u>2:14.457</u>	205,7	12	43.815	136,4	43.500	85,2	50.080		2:17.395	184,3

248 Klaus Lehr								Maserati 250F CM5									
lap	Sect-1	Speed	Sect-2	Speed	Sect-3	Speed	lap time	Top Speed	lap	Sect-1	Speed	Sect-2	Speed	Sect-3	Speed	lap time	Top Speed
1		110,8	46.967	87,9	50.578		2:33.346	146,7	7	42.839	132,2	43.849	98,9	49.228		2:15.916	199,3
2	43.455	127,7	43.200	94,2	48.859		2:15.514	195,7	8	42.516	126,6	43.534	94,7	48.695		2:14.745	201,1
3	43.268	116,9	45.088	89,8	49.393		2:17.749	206,1	9	43.126	127,4	43.386	97,6	48.737		2:15.249	204,9
4	42.992	117,5	44.300	90,5	49.325		2:16.617	207,3	10	42.586	129,7	43.526	94,1	48.727		2:14.839	<u>211,4</u>
5	42.710	126,0	43.241	96,2	<u>48.410</u>		2:14.361	195,3	11	<u>42.442</u>	<u>140,1</u>	43.154	<u>99,4</u>	48.972		2:14.568	207,7
6	44.862	134,5	44.203	93,8	49.191		2:18.256	189,1	12	42.836	131,4	<u>42.925</u>	91,1	48.496		<u>2:14.257</u>	206,9

Algarve Classic Festival

Autódromo Internacional Algarve

VISA FPAK Nº290

HGPCA FORMULA 1 Pre-1966
- Race 1

18 - 21 October 2018
Autodromo Internacional Algarve - 4652 mtr.

			1			2			3					
1	1	Miles Griffiths (Philip Walker)	38.576	12	1	38.611	8	1	44.912	3	1	2:02.099	2:02.479	3
2	22	Peter Horsman	38.768	10	2	39.296	13	2	45.294	9	3	2:03.358	2:03.619	9
3	12	Rudi Friedrichs	39.047	9	4	39.467	8	3	45.457	11	4	2:03.971	2:04.832	5
4	73	Tom Dark	39.276	12	7	39.693	6	5	45.152	8	2	2:04.121	2:04.759	11
5	91	Chris Drake	38.983	8	3	39.704	6	6	45.633	4	5	2:04.320	2:04.998	7
6	3	Barry Cannell	39.178	13	5	39.787	7	7	45.694	5	6	2:04.659	2:05.569	5
7	14	Richard Wilson	39.590	11	8	40.594	10	10	46.283	13	8	2:06.467	2:06.960	13
8	66	Sid Hoole	39.683	12	9	39.887	11	8	46.150	3	7	2:05.720	2:07.234	11
9	7	Paul Griffin	40.583	10	11	41.605	10	12	47.888	10	14	2:10.076	2:10.076	10
10	37	Eddy Perk	41.440	10	13	41.510	10	11	46.859	8	11	2:09.809	2:10.448	10
11	27	Steve Hart (Chris Wilson)	40.681	12	12	41.981	11	14	47.403	10	13	2:10.065	2:10.545	11
12	132	Bernardo Hartogs	42.349	6	16	42.831	3	15	48.449	1	16	2:13.629	2:14.457	6
13	248	Klaus Lehr	42.442	11	18	42.925	12	16	48.410	5	15	2:13.777	2:14.257	12
14	18	Philippe Bonny	42.138	8	15	43.723	6	20	48.609	11	18	2:14.470	2:15.273	11
15	20	Adam Lindemann	42.434	8	17	43.507	10	19	48.462	10	17	2:14.403	2:14.989	10
16	47	Brian Jolliffe	42.486	10	19	43.277	9	17	48.865	9	19	2:14.628	2:15.118	9
17	21	Ian Nuthall	42.593	8	20	43.457	9	18	49.783	8	21	2:15.833	2:16.226	8
18	19	Paul Grant	43.370	8	21	43.864	8	21	49.571	11	20	2:16.805	2:16.408	12
19	56	Martin Halusa	43.960	9	23	44.080	9	23	50.008	10	23	2:18.048	2:18.958	8
20	32	Guy Plante	44.382	12	24	44.496	8	24	50.894	8	24	2:19.772	2:20.640	8
21	40	Joaquin Folch-Rusinol	39.256	7	6	39.628	1	4	46.298	6	9	2:05.182	2:05.710	7
22	42	James Willis	41.586	9	14	41.824	8	13	47.364	4	12	2:10.774	2:10.781	7
23	53	Jus tin Maeers	55.436	3	25	55.771	9	25	1:02.920	2	25	2:54.127	2:55.342	2
24	2	Rod Jolley	39.878	4	10	40.214	4	9	46.530	3	10	2:06.622	2:07.368	3
25	8	Tony Ditheridge	43.468	3	22	43.957	2	22	49.817	1	22	2:17.242	2:17.806	2

Algarve Classic Festival

Autódromo Internacional Algarve

VISA FPAK N°290

: HGPCA FORMULA 1 Pre-1966 - Race 1
 : 20 October 2018
 : Autodromo Internacional Algarve - 4652 mtr.

: 25	: 25
: 22	: 3
: 3	

Green flag at	: 13:04:29	Heat recording start time	: 12:56:18
Finish flag waved at	: 13:31:13	Heat recording end time	: 13:35:15
Total time under Green	: 26:44	Total of All Laps in Heat	: 286
Number of cautions	: 0	Total time under Yellow	: 00:00:00
Number of code-60's	: 0	Total time under Code-60	: 00:00:00

Summary of winners per class

/								
1	Miles Griffiths (Philip Walker)	Lotus 16 368	7a	2:02.479	3	135,75	13	26:44.081
22	Peter Horsman	Lotus 18/21	12	2:03.619	9	134,06	13	27:04.194
12	Rudi Friedrichs	Cooper T53	7b	2:04.832	5	132,85	13	27:18.979
91	Chris Drake	Cooper T71/73	10	2:04.998	7	132,09	13	27:28.415
66	Sid Hoole	Cooper T66 F1	11	2:07.234	11	130,16	13	27:52.890
27	Steve Hart (Chris Wilson)	Cooper T51	9	2:10.545	11	124,57	13	29:07.984
248	Klaus Lehr	Maserati 250F CM5	6	2:14.257	12	122,15	12	27:25.417
21	Ian Nuthall	Alta F2	5	2:16.226	8	120,63	12	27:46.233

Leader history during the Heat

#	Lap	to Lap		
1	1	13	Miles Griffiths (Philip Walker)	Lotus 16 368

Best Lap time history during the Heat

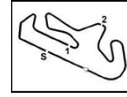
#	lap time	in lap			time of day
1	2:03.416	1	Miles Griffiths (Philip Walker)	Lotus 16 368	13:06:33
2	2:02.721	2	Miles Griffiths (Philip Walker)	Lotus 16 368	13:08:35
3	2:02.479	3	Miles Griffiths (Philip Walker)	Lotus 16 368	13:10:38

Summary of best laptimes per class

/								
91	Chris Drake	Cooper T71/73	10	2:04.998	7	134,00		
66	Sid Hoole	Cooper T66 F1	11	2:07.234	11	131,65		
22	Peter Horsman	Lotus 18/21	12	2:03.619	9	135,50		
21	Ian Nuthall	Alta F2	5	2:16.226	8	122,96		
248	Klaus Lehr	Maserati 250F CM5	6	2:14.257	12	124,76		
1	Miles Griffiths (Philip Walker)	Lotus 16 368	7a	2:02.479	3	136,76		
73	Tom Dark	Cooper T51	7b	2:04.759	11	134,26		
27	Steve Hart (Chris Wilson)	Cooper T51	9	2:10.545	11	128,31		

Summary of number of laps in the lead

#	# Laps in the lead



Algarve Classic Festival

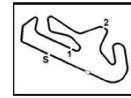
Autódromo Intemacional Algarve

VISA FPAK Nº290

1 1 Miles Griffiths (Philip Walker)

13





Algarve Classic Festival

Autódromo Internacional Algarve

VISA FPAK Nº290

18 - 21 October 2018

Autodromo Internacional Algarve - 4652 mtr.

- HGPCA FORMULA 1 Pre-1966 - Race 2

: 11:50 - : 25

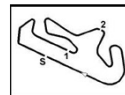


1	1	Miles Griffiths (Philip Walker)	Row 1	2	22	Peter Horsman
3	12	Rudi Friedrichs	Row 2	4	73	Tom Dark
5	91	Chris Drake	Row 3	6	3	Barry Cannell
7	14	Richard Wilson	Row 4	8	66	Sid Hoole
9	7	Paul Griffin	Row 5	10	37	Eddy Perk
11	27	Steve Hart (Chris Wilson)	Row 6	12	132	Bernardo Hartogs
13	248	Klaus Lehr	Row 7	14	18	Philippe Bonny
15	20	Adam Lindemann	Row 8	16	47	Brian Jolliffe
17	21	Ian Nuthall	Row 9	18	19	Paul Grant
19	56	Martin Halusa	Row 10	20	32	Guy Plante
21	40	Joaquin Folch-Rusinol	Row 11	22	42	James Willis
23	11	John Gillett	Row 12	24	2	Rod Jolley

<https://livetiming.raceresults.nu/autodromodalgarve>

Clerk Of the Course	Steward	Timekeeper Miguel C. Calado Glória
1 2		





Algarve Classic Festival

Autódromo Internacional Algarve

VISA FPAK Nº290

18 - 21 October 2018

Autodromo Internacional Algarve - 4652 mtr.


- HGPCA FORMULA 1 Pre-1966 - Race 2

: 11:50 - : 25



Row 13



https://livetiming.raceresults.nu/autodromodoalgarve			
Clerk Of the Course	Steward	Timekeeper	
		 Miguel C. Cala do Glória	
2 2			



Algarve Classic Festival

Autódromo Internacional Algarve

VISA FPAK Nº290

HGPCA FORMULA 1 Pre-1966
Race 2 - OFICIAL


18 - 21 October 2018
Autodromo Internacional Algarve - 4652 mtr.

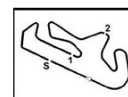
Pos	#	Name Entrant	Vehicle	Class	Pic	Gap	Laps	Total Time	Best Lap	In
1	22	Peter Horsman	Lotus 18/21	12	1	-- 12 laps --	12	25:18.921	2:05.264	10
2	73	Tom Dark	Cooper T51	7b	1	7.268	12	25:26.189	2:05.208	10
3	91	Chris Drake	Cooper T71/73	10	1	10.057	12	25:28.978	2:05.296	11
4	66	Sid Hoole	Cooper T66 F1	11	1	44.530	12	26:03.451	2:07.687	5
5	37	Eddy Perk	Heron F1	10	2	1:17.895	12	26:36.816	2:11.573	2
6	7	Paul Griffin	Cooper T51	7b	2	1:38.305	12	26:57.226	2:12.148	10
7	132	Bernardo Hartogs	Lotus 18/21 916	10	3	1:39.342	12	26:58.263	2:11.652	9
8	42	James Willis	Cooper T45	9	1	1:41.088	12	27:00.009	2:11.040	11
9	27	Steve Hart (Chris Wilson)	Cooper T51	9	2	1:41.396	12	27:00.317	2:13.272	4
10	20	Adam Lindemann	Lotus 18 912	10	4	1:57.805	12	27:16.726	2:13.653	8
11	47	Brian Jolliffe	Cooper T45	9	3	2:09.649	12	27:28.570	2:14.411	5
12	248	Klaus Lehr	Maserati 250F CM5	6	1	2:10.707	12	27:29.628	2:15.120	3
13	18	Philippe Bonny	Brabham BT2	10	5	-- 11 laps --	11	25:17.364	2:14.305	11
14	19	Paul Grant	Cooper Bristol Mk 2 3/52	5	1	13.618	11	25:30.982	2:16.854	8
15	21	Ian Nuthall	Alta F2	5	2	14.773	11	25:32.137	2:17.256	8
16	56	Martin Halusa	Maserati 250F 2521	6	2	46.283	11	26:03.647	2:18.249	10
17	32	Guy Plante	Cooper Bristol	5	3	1:15.753	11	26:33.117	2:22.925	5
18	11	John Gillett	MG K3	1	1	-- 9 laps --	9	26:12.277	2:52.247	3
19	14	Richard Wilson	Cooper T51	7b	3	-- 8 laps --	8	17:18.571	2:07.804	5

2:03.467 2 1: Mies Griffiths (Philip Walker) ()

<https://livetiming.raceresults.nu/autodromodalgarve>

21-10-2018 - 16:26

Clerk Of the Course	Steward	Timekeeper	
			
1 2		Miguel C. Calado Glória	



Algarve Classic Festival

Autódromo Internacional Algarve

VISA FPAK Nº290

HGPCA FORMULA 1 Pre-1966
Race 2 - OFICIAL

18 - 21 October 2018
Autodromo Internacional Algarve - 4652 mtr.

Pos	#	Name Entrant	Vehicle	Class	Pic	Gap	Laps	Total Time	Best Lap	In
20	12	Rudi Friedrichs	Cooper T53	7b	4	-- 5 laps --	5	10:36.990	2:06.204	2
21	2	Rod Jolley	Cooper T45/51	7b	5	1:27.497	5	12:04.487	2:08.572	3
22	1	Miles Griffiths (Philip Walker)	Lotus 16 368	7a	1	-- 4 laps --	4	8:16.934	2:03.467	2
23	3	Barry Cannell	Brabham BT11A	12	2	1:01.139	4	9:18.073	2:07.673	3
24	8	Tony Ditheridge	Cooper T45	9	4	-- 3 laps --	3	7:34.567	2:20.712	2
25	40	Joaquin Folch-Rusinol	Lotus 16 365	7a	2	-- 1 laps --	1	2:47.827		

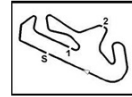
2:03.467 2 1 : Miles Griffiths (Philip Walker) ()

<https://livetiming.raceresults.nu/autodromodalgarve>

21-10-2018 - 16:26

Clerk Of the Course	Steward	Timekeeper	
		 Miguel C. Calado Glória	
2 2			





Algarve Classic Festival

Autódromo Internacional Algarve

VISA FPAK N°290

HGPCA FORMULA 1 Pre-1966
Race 2

18 - 21 October 2018
Autodromo Internacional Algarve - 4652 mtr.

= 1

1	11	John Gillett	MG K3	-- 9 laps --		26:12.277	2:52.247	3
---	----	--------------	-------	--------------	--	-----------	----------	---

= 10

1	91	Chris Drake	Cooper T71/73	-- 12 laps --		25:28.978	2:05.296	11
2	37	Eddy Perk	Heron F1	1:07.838	1:07.838	26:36.816	2:11.573	2
3	132	Bernardo Hartogs	Lotus 18/21 916	1:29.285	21.447	26:58.263	2:11.652	9
4	20	Adam Lindemann	Lotus 18 912	1:47.748	18.463	27:16.726	2:13.653	8
5	18	Philippe Bonny	Brabham BT2	-- 11 laps --		25:17.364	2:14.305	11

= 11

1	66	Sid Hoole	Cooper T66 F1	-- 12 laps --		26:03.451	2:07.687	5
---	----	-----------	---------------	---------------	--	-----------	----------	---

= 12

1	22	Peter Horsman	Lotus 18/21	-- 12 laps --		25:18.921	2:05.264	10
2	3	Barry Cannell	Brabham BT11A	-- 4 laps --		9:18.073	2:07.673	3

= 5

1	19	Paul Grant	Cooper Bristol Mk 2 3/52	-- 11 laps --		25:30.982	2:16.854	8
2	21	Ian Nuthall	Alta F2	1.155	1.155	25:32.137	2:17.256	8
3	32	Guy Plante	Cooper Bristol	1:02.135	1:00.980	26:33.117	2:22.925	5

= 6

203.467 2 1 : Miles Griffiths (Philip Walker) ()			21-10-2018 - 12:21		
https://livetiming.raceresults.nu/autodromodoalgarve					
Clerck Of the Course	Steward	Timekeeper			
			Miguel C. Calado Glória		
1 2					



Algarve Classic Festival

Autódromo Internacional Algarve

VISA FPAK N°290

HGPCA FORMULA 1 Pre-1966

18 - 21 October 2018

Race 2

Autodromo Internacional Algarve - 4652 mtr.

1	248	Klaus Lehr	Maserati 250F CM5	-- 12 laps --		27:29.628	2:15.120	3
2	56	Martin Halusa	Maserati 250F 2521	-- 11 laps --		26:03.647	2:18.249	10

= 7a

1	1	Miles Griffiths (Philip Walker)	Lotus 16 368	-- 4 laps --		8:16.934	2:03.467	2
2	40	Joaquin Folch-Rusinol	Lotus 16 365	-- 1 laps --		2:47.827		

= 7b

1	73	Tom Dark	Cooper T51	-- 12 laps --		25:26.189	2:05.208	10
2	7	Paul Griffin	Cooper T51	1:31.037	1:31.037	26:57.226	2:12.148	10
3	14	Richard Wilson	Cooper T51	-- 8 laps --		17:18.571	2:07.804	5
4	12	Rudi Friedrichs	Cooper T53	-- 5 laps --		10:36.990	2:06.204	2
5	2	Rod Jolley	Cooper T45/51	1:27.497	1:27.497	12:04.487	2:08.572	3

= 9

1	42	James Willis	Cooper T45	-- 12 laps --		27:00.009	2:11.040	11
2	27	Steve Hart (Chris Wilson)	Cooper T51	0.308	0.308	27:00.317	2:13.272	4
3	47	Brian Jolliffe	Cooper T45	28.561	28.253	27:28.570	2:14.411	5
4	8	Tony Ditheridge	Cooper T45	-- 3 laps --		7:34.567	2:20.712	2

203.467 2 1 : Miles Griffiths (Philip Walker) ()			21-10-2018 - 12:21
https://livetiming.raceresults.nu/autodromodoalgarve			
Clerk Of the Course	Steward	Timekeeper	Miguel C. Calado Glória
2 2			

Algarve Classic Festival - Race 2

VISA FPAK Nº290

HGPCA FORMULA 1 Pre-1966

18 - 21 October 2018

Autodromo Internacional Algarve - 4652 mtr.

Pos	Nr.	Name	1	2	3	4	5	6	7	8	9	10	11	12
1	22	Peter Horsman	1	1	1	1	22	22	22	22	22	22	22	22
2	73	Tom Dark	22	22	22	12	12	73	73	73	73	73	73	73
3	91	Chris Drake	12	12	12	22	73	91	91	91	91	91	91	91
4	66	Sid Hoole	91	91	73	73	91	66	66	66	66	66	66	66
5	37	Eddy Perk	73	73	66	91	66	14	14	14	37	37	37	37
6	7	Paul Griffin	14	66	91	66	14	37	37	37	27	27	7	7
7	132	Bernardo Hartogs	66	3	3	14	37	27	27	27	132	132	27	132
8	42	James Willis	37	14	14	37	27	7	7	7	7	7	132	42
9	27	Steve Hart (Chris Wilson)	3	37	37	2	132	132	132	132	42	42	42	27
10	20	Adam Lindemann	27	27	27	27	7	20	42	42	20	20	20	20
11	47	Brian Jolliffe	132	132	2	132	248	42	20	20	47	47	47	47
12	248	Klaus Lehr	21	2	132	7	20	47	47	47	248	248	248	248
13	18	Philippe Bonny	42	7	7	20	47	248	248	248	18	18	18	
14	19	Paul Grant	7	248	248	248	42	18	18	18	21	21	19	
15	21	Ian Nuthall	248	21	20	3	21	21	21	21	19	19	21	
16	56	Martin Halusa	18	20	47	47	18	19	19	19	56	56	56	
17	32	Guy Plante	20	47	21	42	19	56	56	56	32	32	32	
18	11	John Gillett	47	18	42	21	56	32	32	32	11			
19	14	Richard Wilson	2	8	18	18	2	11	11	11				
20	12	Rudi Friedrichs	19	19	19	19	32							
21	2	Rod Jolley	8	42	32	56	11							
22	1	Miles Griffiths (Philip Walker)	32	32	56	32								
23	3	Barry Cannell	56	56	8	11								
24	8	Tony Ditheridge	40	11	11									
25	40	Joaquin Folch-Rusinol	11											

Algarve Classic Festival

Autódromo Intemacional Algarve

VISA FPAK N°290

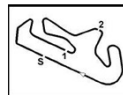
HGPCA FORMULA 1 Pre-1966

18 - 21 October 2018

- Race 2

Autodromo Internacional Algarve - 4652 mtr.

				Lap ..1	Lap ..2	Lap ..3	Lap ..4	Lap ..5	Lap ..6	Lap ..7	Lap ..8	Lap ..9	Lap ..0
22	Peter Horsman	12	1 - 10	2:08.927	2:06.306	2:07.260	2:07.498	2:06.647	2:06.610	2:05.652	2:06.496	2:06.016	2:05.264
			11 - 20	2:05.601	2:06.644								
73	Tom Dark	12	1 - 10	2:10.736	2:05.735	2:06.442	2:07.259	2:07.452	2:07.000	2:06.037	2:06.310	2:06.685	2:05.208
			11 - 20	2:08.035	2:09.290								
91	Chris Drake	12	1 - 10	2:10.316	2:06.065	2:15.633	2:07.282	2:05.655	2:06.205	2:05.448	2:07.523	2:05.871	2:05.690
			11 - 20	2:05.296	2:07.994								
66	Sid Hoole	12	1 - 10	2:13.975	2:09.256	2:08.516	2:08.997	2:07.687	2:09.860	2:10.357	2:09.829	2:11.160	2:11.659
			11 - 20	2:10.945	2:11.210								
37	Eddy Perk	12	1 - 10	2:15.147	2:11.573	2:11.895	2:13.216	2:12.999	2:12.619	2:13.648	2:13.649	2:12.450	2:13.543
			11 - 20	2:13.503	2:12.574								
7	Paul Griffin	12	1 - 10	2:25.077	2:17.214	2:15.462	2:14.783	2:15.058	2:12.461	2:12.730	2:13.241	2:13.129	2:12.148
			11 - 20	2:12.618	2:13.305								
132	Bernardo Hartogs	12	1 - 10	2:22.464	2:15.470	2:16.057	2:16.362	2:16.999	2:13.294	2:12.699	2:13.678	2:11.652	2:12.313
			11 - 20	2:15.435	2:11.840								
42	James Willis	12	1 - 10	2:24.462	2:26.385	2:14.806	2:13.645	2:14.188	2:13.906	2:11.561	2:13.819	2:12.409	2:11.869
			11 - 20	2:11.040	2:11.919								
27	Steve Hart (Chris Wilson)	12	1 - 10	2:22.169	2:13.464	2:13.792	2:13.272	2:14.820	2:14.215	2:14.398	2:14.485	2:14.597	2:14.183
			11 - 20	2:16.422	2:14.500								
20	Adam Lindemann	12	1 - 10	2:27.094	2:17.773	2:15.285	2:14.538	2:17.366	2:15.067	2:13.726	2:13.653	2:14.840	2:15.692
			11 - 20	2:16.685	2:15.007								
47	Brian Jolliffe	12	1 - 10	2:27.189	2:20.604	2:15.153	2:15.235	2:14.411	2:17.445	2:17.164	2:15.865	2:16.632	2:17.010
			11 - 20	2:16.408	2:15.454								
248	Klaus Lehr	12	1 - 10	2:26.826	2:17.718	2:15.120	2:15.304	2:16.917	2:18.658	2:18.037	2:16.219	2:16.421	2:16.350
			11 - 20	2:16.423	2:15.635								
18	Philippe Bonny	11	1 - 10	2:26.877	2:21.362	2:18.782	2:16.430	2:18.722	2:17.339	2:16.764	2:16.544	2:14.895	2:15.344
			11 - 20	2:14.305									
19	Paul Grant	11	1 - 10	2:29.037	2:21.672	2:19.797	2:17.768	2:18.671	2:18.372	2:16.912	2:16.854	2:16.888	2:17.649
			11 - 20	2:17.362									
21	Ian Nuthall	11	1 - 10	2:24.341	2:20.409	2:18.293	2:19.144	2:19.669	2:19.396	2:17.622	2:17.256	2:18.638	2:18.606
			11 - 20	2:18.763									
56	Martin Halusa	11	1 - 10	2:32.729	2:22.953	2:23.457	2:21.242	2:21.151	2:21.004	2:20.735	2:20.856	2:20.840	2:18.249
			11 - 20	2:20.431									
32	Guy Plante	11	1 - 10	2:31.116	2:23.835	2:23.835	2:23.190	2:22.925	2:23.012	2:24.935	2:26.000	2:24.375	2:24.962
			11 - 20	2:24.932									
11	John Gillett	9	1 - 10	2:57.191	2:54.863	2:52.247	2:53.294	2:57.345	2:53.083	2:52.704	2:55.376	2:56.174	



Algarve Classic Festival

Autódromo Intemacional Algarve

VISA FPAK N°290

HGPCA FORMULA 1 Pre-1966
- Race 2

18 - 21 October 2018
Autodromo Internacional Algarve - 4652 mtr.

				Lap ..1	Lap ..2	Lap ..3	Lap ..4	Lap ..5	Lap ..6	Lap ..7	Lap ..8	Lap ..9	Lap ..0
14	Richard Wilson	8	1 - 10	2:13.656	2:11.796	2:09.409	2:08.444	2:07.804	2:08.106	2:09.856	2:09.500		
12	Rudi Friedrichs	5	1 - 10	2:09.733	2:06.204	2:06.738	2:06.630	2:07.685					
2	Rod Jolley	5	1 - 10	2:27.711	2:13.261	2:08.572	2:09.125	3:05.818					
1	Miles Griffiths (Philip Walker)	4	1 - 10	2:05.232	2:03.467	2:03.682	2:04.553						
3	Barry Cannell	4	1 - 10	2:16.193	2:08.859	2:07.673	2:45.348						
8	Tony Ditheridge	3	1 - 10	2:29.153	2:20.712	2:44.702							
40	Joaquin Folch-Rusinol	1	1 - 10	2:47.827									

Algarve Classic Festival

Autódromo Internacional Algarve

VISA FPAK Nº290

HGPCA FORMULA 1 Pre-1966
- Race 2

18 - 21 October 2018
Autodromo Internacional Algarve - 4652 mtr.

			1			2			3					
1	22	Peter Horsman	39.159	10	2	39.623	7	3	45.939	10	4	2:04.721	2:05.264	10
2	73	Tom Dark	39.377	10	4	39.436	7	2	45.745	2	3	2:04.558	2:05.208	10
3	91	Chris Drake	39.235	9	3	39.794	7	4	45.600	5	2	2:04.629	2:05.296	11
4	66	Sid Hoole	40.360	5	8	40.458	5	6	46.854	9	8	2:07.672	2:07.687	5
5	37	Eddy Perk	41.633	2	14	41.880	2	11	47.484	1	10	2:10.997	2:11.573	2
6	7	Paul Griffin	41.252	6	12	41.984	11	12	47.987	10	12	2:11.223	2:12.148	10
7	132	Bernardo Hartogs	41.186	9	10	42.054	9	13	48.021	10	13	2:11.261	2:11.652	9
8	42	James Willis	41.245	12	11	41.518	11	10	47.827	7	11	2:10.590	2:11.040	11
9	27	Steve Hart (Chris Wilson)	41.262	7	13	42.763	4	15	48.619	10	15	2:12.644	2:13.272	4
10	20	Adam Lindemann	41.902	4	15	42.700	8	14	48.429	8	14	2:13.031	2:13.653	8
11	47	Brian Jolliffe	42.192	8	17	43.057	3	17	48.959	5	18	2:14.208	2:14.411	5
12	248	Klaus Lehr	41.980	4	16	43.369	4	18	48.688	10	16	2:14.037	2:15.120	3
13	18	Philippe Bonny	42.287	10	18	42.928	11	16	48.786	11	17	2:14.001	2:14.305	11
14	19	Paul Grant	42.772	10	19	43.695	10	20	49.610	9	19	2:16.077	2:16.854	8
15	21	Ian Nuthall	43.313	10	20	43.494	8	19	50.189	6	21	2:16.996	2:17.256	8
16	56	Martin Halusa	43.919	11	21	44.362	10	21	49.924	10	20	2:18.205	2:18.249	10
17	32	Guy Plante	44.633	10	23	45.357	2	23	51.369	4	23	2:21.359	2:22.925	5
18	11	John Gillett	53.181	7	24	55.514	4	25	1:02.566	3	24	2:51.261	2:52.247	3
19	14	Richard Wilson	39.638	5	6	40.772	5	8	47.264	4	9	2:07.674	2:07.804	5
20	12	Rudi Friedrichs	39.522	2	5	40.435	4	5	46.211	2	6	2:06.168	2:06.204	2
21	2	Rod Jolley	40.712	3	9	40.537	4	7	46.664	3	7	2:07.913	2:08.572	3
22	1	Miles Griffiths (Philip Walker)	38.836	3	1	39.095	2	1	45.409	3	1	2:03.340	2:03.467	2
23	3	Barry Cannell	40.140	2	7	40.974	3	9	46.022	3	5	2:07.136	2:07.673	3
24	8	Tony Ditheridge	44.335	2	22	45.224	2	22	51.153	2	22	2:20.712	2:20.712	2
25	40	Joaquin Folch-Rusinol	1:22.412	1	25	46.936	1	24						

Algarve Classic Festival

Autódromo Internacional Algarve

VISA FPAK N°290

: HGPCA FORMULA 1 Pre-1966 - Race 2
 : 21 October 2018
 : Autodromo Internacional Algarve - 4652 mtr.

	: 25		: 25
	: 17		: 3
	: 8		
Green flag at	: 11:47:12	Heat recording start time	: 11:38:17
Finish flag waved at	: 12:12:31	Heat recording end time	: 12:16:45
Total time under Green	: 25:18	Total of All Laps in Heat	: 238
Number of cautions	: 0	Total time under Yellow	: 00:00:00
Number of code-60's	: 0	Total time under Code-60	: 00:00:00

Summary of winners per class

/								
22	Peter Horsman	Lotus 18/21	12	2:05.264	10	132,33	12	25:18.921
73	Tom Dark	Cooper T51	7b	2:05.208	10	131,70	12	25:26.189
91	Chris Drake	Cooper T71/73	10	2:05.296	11	131,46	12	25:28.978
66	Sid Hoole	Cooper T66 F1	11	2:07.687	5	128,56	12	26:03.451
42	James Willis	Cooper T45	9	2:11.040	11	124,07	12	27:00.009
248	Klaus Lehr	Maserati 250F CM5	6	2:15.120	3	121,84	12	27:29.628
19	Paul Grant	Cooper Bristol Mk 2 3/52	5	2:16.854	8	120,34	11	25:30.982
11	John Gillett	MG K3	1	2:52.247	3	95,88	9	26:12.277
1	Miles Griffiths (Philip Walker)	Lotus 16 368	7a	2:03.467	2	134,82	4	8:16.934

Leader history during the Heat

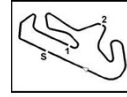
#	Lap	to Lap		
1	1	4	Miles Griffiths (Philip Walker)	Lotus 16 368
2	22	12	Peter Horsman	Lotus 18/21

Best Lap time history during the Heat

#	lap	time	in lap			time of day
1	1	2:05.232	1	Miles Griffiths (Philip Walker)	Lotus 16 368	11:49:18
2	1	2:03.467	2	Miles Griffiths (Philip Walker)	Lotus 16 368	11:51:21

Summary of best lap times per class

/							
11	John Gillett	MG K3	1	2:52.247	3	97,25	
91	Chris Drake	Cooper T71/73	10	2:05.296	11	133,69	
66	Sid Hoole	Cooper T66 F1	11	2:07.687	5	131,18	
22	Peter Horsman	Lotus 18/21	12	2:05.264	10	133,72	
19	Paul Grant	Cooper Bristol Mk 2 3/52	5	2:16.854	8	122,40	
248	Klaus Lehr	Maserati 250F CM5	6	2:15.120	3	123,97	
1	Miles Griffiths (Philip Walker)	Lotus 16 368	7a	2:03.467	2	135,67	
73	Tom Dark	Cooper T51	7b	2:05.208	10	133,78	
42	James Willis	Cooper T45	9	2:11.040	11	127,83	



Algarve Classic Festival
Autódromo Intemacional Algarve

VISA FPAK Nº290

Summary of number of laps in the lead

#		# Laps in the lead
1	22 Peter Horsman	8
2	1 Miles Griffiths (Philip Walker)	4

