



Results Booklet



Timing & Results by MST SYSTEMS Ltd.
www.mstworld.com

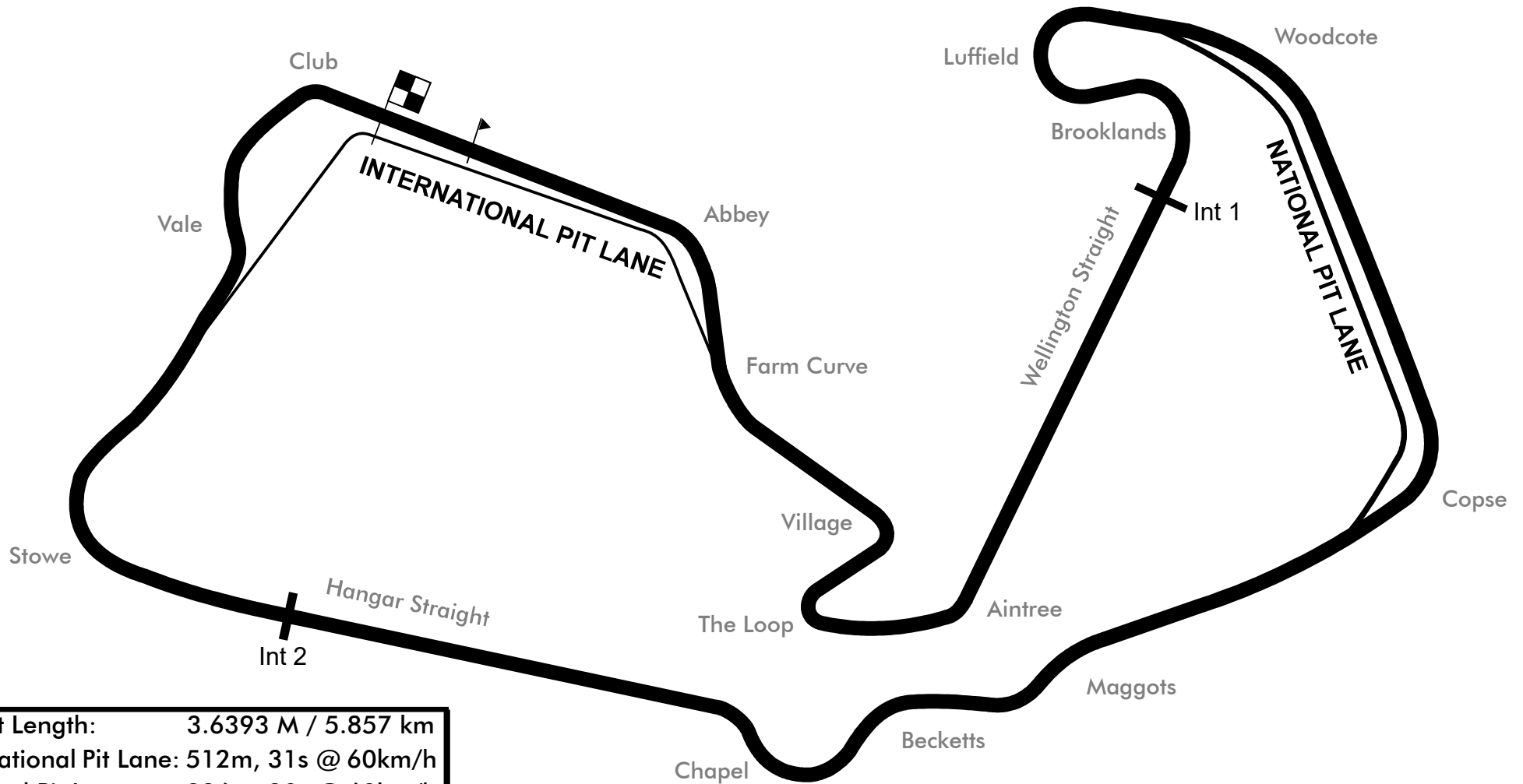
© MST SYSTEMS Ltd 2018
The Haysfield, Spring Lane North, Malvern WR14 1GF
t: +44 (0) 1684 560614 e: timing@mstworld.com



Silverstone Classic

20|21|22 JULY 2018

Silverstone Historic Grand Prix Circuit



Circuit Length:	3.6393 M / 5.857 km
International Pit Lane:	512m, 31s @ 60km/h
National Pit Lane:	336m, 20s @ 60km/h
Intermediate 1:	1.757 km
Intermediate 2:	4.760 km
Start line offset:	132.3 m



Silverstone Classic - 20 - 22 Jul 2018

Adrian Flux Trophy For Pre '66 Grand Prix Cars (HGPCA) Qualifying for Race 7 - Classification

Sheet No:

POS	NO	DRIVER/S	CLASS	CLASS POS	CAR MAKE / MODEL	TIME	ON	LAPS	GAP	DIFF	MPH
1	11	Jon Fairley	12	1	Brabham BT11/19	2:21.292	8	8			92.73
2	3	Barry Cannell	12	2	Brabham BT11A	2:21.577	3	6	0.285	0.285	92.54
3	22	Peter Horsman	12	3	Lotus 18/21	2:22.183	3	6	0.891	0.606	92.15
4	114	Timothy de Silva	11	1	Lotus 24	2:22.412	5	7	1.120	0.229	92.00
5	10	William Nuthall	7B	1	Cooper T53	2:22.506	3	6	1.214	0.094	91.94
6	91	Chris Drake	7B	2	Cooper T53	2:24.345	4	8	3.053	1.839	90.77
7	48	Ben Mitchell	7B	3	BRM P48	2:25.253	3	7	3.961	0.908	90.20
8	12	Rudi Friedrichs	7B	4	Cooper T53	2:25.457	4	6	4.165	0.204	90.07
9	40	Sam Wilson	11	2	Lotus 24	2:25.702	1	3	4.410	0.245	89.92
10	51	Rob Hall	9	1	Cooper T43/51	2:25.964	5	7	4.672	0.262	89.76
11	14	Richard Wilson	7B	5	Cooper T51	2:26.172	7	7	4.880	0.208	89.63
12	30	Julian Bronson	8	1	Scarab Offenhauser	2:26.660	2	5	5.368	0.488	89.33
13	77	Geraint Owen	8	2	Kurtis-Offenhauser 500C	2:28.784	5	7	7.492	2.124	88.06
14	128	Eddie McGuire	8	3	Scarab Offenhauser	2:28.786	6	8	7.494	0.002	88.06
15	73	Tom Dark	7B	6	Cooper T51	2:29.217	7	7	7.925	0.431	87.80
16	24	Charles McCabe	7B	7	Lotus 18	2:29.376	5	7	8.084	0.159	87.71
17	99	John Evans	12	4	Brabham BT4	2:29.583	2	7	8.291	0.207	87.59
18	9	Mark Daniell	9	2	Cooper T45	2:29.916	4	7	8.624	0.333	87.39
19	38	Tony Best	7A	1	Ferrari 246 Dino	2:30.356	3	7	9.064	0.440	87.14
20	43	Charles Gillett	9	3	Cooper T43	2:30.869	6	7	9.577	0.513	86.84
21	7	Paul Griffin	7B	8	Cooper T51	2:31.005	6	7	9.713	0.136	86.76
22	27	Harindra de Silva	11	3	Scirocco BRM	2:31.254	7	7	9.962	0.249	86.62
23	80	Nick Taylor	10	1	Lotus 18	2:31.611	6	7	10.319	0.357	86.42
24	6	Chris Helliwell	10	2	Cooper T75	2:32.337	6	7	11.045	0.726	86.00
25	36	John Delane	10	3	Lotus 21	2:33.120	4	4	11.828	0.783	85.57
26	31	Robs Lamplough	10	4	Lola T60	2:33.658	3	7	12.366	0.538	85.27
27	42	James Willis	9	4	Cooper T45	2:34.234	4	7	12.942	0.576	84.95
28	32	Larry Kinch	12	5	Lotus 32 Tasman	2:34.505	3	7	13.213	0.271	84.80
29	8	Tony Ditheridge	9	5	Cooper T45	2:35.541	6	7	14.249	1.036	84.23
30	116	John Ure	5	1	Cooper Bristol T24/25	2:36.316	4	6	15.024	0.775	83.82
31	88	Bernardo Hartogs	10	5	Lotus 18/21	2:37.133	6	7	15.841	0.817	83.38
32	21	Ian Nuthall	5	2	Alta F2	2:37.272	6	7	15.980	0.139	83.31
33	248	Klaus Lehr	6	1	Maserati 250F CM5	2:37.372	6	7	16.080	0.100	83.25
34	37	Alan Baillie	10	6	LDS 007	2:37.617	6	7	16.325	0.245	83.12
35	33	Chris Phillips	5	3	Cooper Bristol T23 Mk2	2:37.869	7	7	16.577	0.252	82.99
36	28	Graham Adelman	6	2	Maserati 250F	2:38.986	7	7	17.694	1.117	82.41
37	18	Nigel Batchelor	6	3	Kieft Climax	2:39.486	5	7	18.194	0.500	82.15
38	19	Paul Grant	5	4	Cooper Bristol T23 Mk2	2:40.256	7	7	18.964	0.770	81.76
39	75	Niamh Wood	5	5	Cooper Bristol T20 Mk1	2:40.988	7	7	19.696	0.732	81.38
40	20	David Wenman	5	6	Connaught A4	2:41.534	5	7	20.242	0.546	81.11

Car 40 requires a working transponder - Regulation Q.12.2.1 refers.
A 30 second penalty will be applied if not working in the race.

Session Start: 15:33:16 - Finish: 15:51:20
Weather/Track Conditions: Overcast / Dry
Circuit: Silverstone Historic Grand Prix
Track Length: 5.857 Km - 3.6394 miles

These results are provisional until the conclusion of any judicial and technical matters.

Clerk of the Course: Julian Floyd	Timekeeper: Nick Palmer	Issued at:
--	--------------------------------	------------



Silverstone Classic - 20 - 22 Jul 2018

Adrian Flux Trophy For Pre '66 Grand Prix Cars (HGPCA) Qualifying for Race 7 - Classification

Sheet No:

POS	NO	DRIVER/S	CLASS	CLASS POS	CAR MAKE / MODEL	TIME	ON	LAPS	GAP	DIFF	MPH
41	34	John Bussey	7C	1	Cooper T43	2:41.537	4	5	20.245	0.003	81.11
42	17	Marc Valvekens	6	4	Gordini T16	2:41.778	6	6	20.486	0.241	80.99
43	23	Barry Wood	5	7	Cooper Bristol T20 Mk1	2:45.580	7	7	24.288	3.802	79.13
44	5	Michel Baudoin	9	6	Cooper T45	2:50.910	6	6	29.618	5.330	76.66
45	61	Helmut Gassmann	6	5	Connaught B4	2:54.413	6	6	33.121	3.503	75.12
46	29	Francesco Baldanza	10	7	Lola Mk3	3:02.443	2	6	41.151	8.030	71.81
47	70	Jean-Georges van Praet	5	8	Cooper Bristol T23 Mk2	3:17.588	5	5	56.296	15.145	66.31
48	2	Julia de Baldanza	4	1	Maserati A6GCM	3:20.760	5	5	59.468	3.172	65.26
49	25	Tony Wood	7A	2	Tec-Mec Maserati 415			1			0.00
50	66	Sid Hoole	11	4	Cooper T66 F1			1			0.00

Car 40 requires a working transponder - Regulation Q.12.2.1 refers.
A 30 second penalty will be applied if not working in the race.

Session Start: 15:33:16 - Finish: 15:51:20
Weather/Track Conditions: Overcast / Dry
Circuit: Silverstone Historic Grand Prix
Track Length: 5.857 Km - 3.6394 miles

These results are provisional until the conclusion of any judicial and technical matters.

Clerk of the Course: Julian Floyd	Timekeeper: Nick Palmer	Issued at:
--	--------------------------------	------------

Silverstone Classic - 20 - 22 Jul 2018

Adrian Flux Trophy For Pre '66 Grand Prix Cars (HGPCA)

Qualifying for Race 7 - Sector Analysis

2 Julia de Baldanza (4)								Maserati A6GCM							
lap	Sect-1	Speed	Sect-2	Speed	Sect-3	Speed	Laptime Pit	lap	Sect-1	Speed	Sect-2	Speed	Sect-3	Speed	Laptime Pit
1	Out	83.9	1:38.234	93.1	41.269	71.0	3:16.638	4	1:00.767	85.3	1:41.022	86.3	41.763	64.7	3:23.552
2	1:01.520	84.5	1:41.380	91.1	38.547	69.0	3:21.447	5	1:01.945	88.0	1:38.679	91.6	40.136	64.3	3:20.760
3	1:03.519	81.1	1:40.240	90.1	41.453	68.0	3:25.212	6							

3 Barry Cannell (12)								Brabham BT11A							
lap	Sect-1	Speed	Sect-2	Speed	Sect-3	Speed	Laptime Pit	lap	Sect-1	Speed	Sect-2	Speed	Sect-3	Speed	Laptime Pit
1	Out	111.3	1:16.518	138.1	29.235	93.5	2:29.213	4	44.664	118.4	1:11.574	138.4	28.837	89.5	2:25.075
2	45.329	129.1	1:11.768	141.0	27.089	93.3	2:24.186	5	44.208	125.7	1:12.731	137.0	27.825	91.9	2:24.764
3	44.243	125.9	1:10.304	142.8	27.030	91.7	2:21.577	6	44.354	121.4	1:13.252	138.9	30.201	81.0	2:27.807

5 Michel Baudoin (9)								Cooper T45							
lap	Sect-1	Speed	Sect-2	Speed	Sect-3	Speed	Laptime Pit	lap	Sect-1	Speed	Sect-2	Speed	Sect-3	Speed	Laptime Pit
1	Out	98.7	1:25.740	123.6	34.907	79.0	2:51.404	4	52.728	103.9	1:25.154	113.4	35.035	79.0	2:52.917
2	53.792	102.6	1:25.696	118.6	34.563	78.6	2:54.051	5	53.610	110.9	1:23.272	115.9	35.562	76.7	2:52.444
3	54.585	100.5	1:24.229	124.0	34.949	81.2	2:53.763	6	53.592	98.5	1:23.615	119.2	33.703	81.3	2:50.910

6 Chris Helliwell (10)								Cooper T75							
lap	Sect-1	Speed	Sect-2	Speed	Sect-3	Speed	Laptime Pit	lap	Sect-1	Speed	Sect-2	Speed	Sect-3	Speed	Laptime Pit
1	Out	93.1	1:21.411	115.3	32.539	85.4	2:40.787	5	46.794	114.3	1:16.388	120.5	29.311	90.4	2:32.493
2	49.553	109.1	1:19.001	122.9	29.729	90.3	2:38.283	6	46.985	112.8	1:16.002	121.4	29.350	90.2	2:32.337
3	47.252	112.4	1:15.958	125.0	29.511	90.8	2:32.721	7	47.033	110.6	1:16.371	121.6	29.923	89.0	2:33.327
4	47.938	114.3	1:20.743	120.9	29.548	91.3	2:38.229	8							

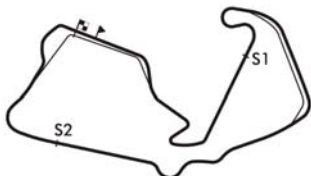
7 Paul Griffin (7B)								Cooper T51							
lap	Sect-1	Speed	Sect-2	Speed	Sect-3	Speed	Laptime Pit	lap	Sect-1	Speed	Sect-2	Speed	Sect-3	Speed	Laptime Pit
1	Out	96.6	1:27.388	124.3	31.336	81.1	2:47.469	5	48.620	113.7	1:18.681	130.1	29.336	90.1	2:36.637
2	50.910	105.5	1:19.909	131.3	30.216	83.4	2:41.035	6	46.910	120.1	1:14.783	129.8	29.312	89.5	2:31.005
3	47.411	125.4	1:18.153	128.6	29.853	85.2	2:35.417	7	47.842	117.1	1:15.287	131.8	29.536	88.1	2:32.665
4	47.497	121.4	1:15.951	130.3	30.590	86.8	2:34.038	8							

8 Tony Ditheridge (9)								Cooper T45							
lap	Sect-1	Speed	Sect-2	Speed	Sect-3	Speed	Laptime Pit	lap	Sect-1	Speed	Sect-2	Speed	Sect-3	Speed	Laptime Pit
1	Out	81.2	1:30.788	107.7	34.230	76.1	2:58.946	5	48.967	115.3	1:19.953	128.1	30.044	86.4	2:38.964
2	52.686	107.4	1:20.043	125.4	30.154	77.9	2:42.883	6	47.474	117.1	1:17.757	128.3	30.310	83.2	2:35.541
3	50.380	115.5	1:18.845	127.3	30.252	84.8	2:39.477	7	47.548	111.7	1:18.883	124.7	29.741	87.5	2:36.172
4	48.414	117.7	1:17.319	126.9	30.466	84.1	2:36.199	8							

9 Mark Daniell (9)								Cooper T45							
lap	Sect-1	Speed	Sect-2	Speed	Sect-3	Speed	Laptime Pit	lap	Sect-1	Speed	Sect-2	Speed	Sect-3	Speed	Laptime Pit
1	Out	113.2	1:19.441	115.7	29.858	91.3	2:37.480	5	46.773	122.9	1:15.767	123.4	29.492	92.7	2:32.032
2	47.457	118.8	1:15.111	131.3	28.888	90.3	2:31.456	6	54.715	106.7	1:14.953	130.8	28.333	93.5	2:38.001
3	47.466	111.8	1:16.322	131.1	28.192	91.6	2:31.980	7	46.541	121.8	1:15.419	131.3	28.311	91.3	2:30.271
4	46.112	119.8	1:14.074	131.6	29.730	77.9	2:29.916	8							

10 William Nuthall (7B)								Cooper T53							
lap	Sect-1	Speed	Sect-2	Speed	Sect-3	Speed	Laptime Pit	lap	Sect-1	Speed	Sect-2	Speed	Sect-3	Speed	Laptime Pit
1	Out	108.4	1:14.389	135.3	28.091	95.1	2:23.986	4	45.811	117.9	1:14.018	134.2	In		2:33.846 P
2	44.393	122.0	1:11.671	134.8	26.900	97.0	2:22.964	5	Out	122.2	1:11.900	133.4	26.745	97.5	6:10.753 P
3	44.303	119.8	1:11.486	135.6	26.717	95.6	2:22.506	6	44.069	126.1	1:11.550	132.9	27.139	95.7	2:22.758

11 Jon Fairley (12)								Brabham BT11/19							
lap	Sect-1	Speed	Sect-2	Speed	Sect-3	Speed	Laptime Pit	lap	Sect-1	Speed	Sect-2	Speed	Sect-3	Speed	Laptime Pit
1	Out	116.5	1:13.958	138.1	29.100	92.3	2:28.329	5	44.473	131.1	1:10.793	138.9	27.034	96.3	2:22.300
2	45.018	127.8	1:13.061	140.1	27.914	97.3	2:25.993	6	44.145	128.8	1:11.239	139.5	28.125	85.3	2:23.509
3	44.751	130.3	1:14.771	139.5	27.816	97.7	2:27.338	7	46.799	117.7	1:17.880	132.6	27.813	97.1	2:32.492
4	44.714	131.8	1:10.404	139.5	28.512	84.6	2:23.630	8	44.427	131.3	1:10.199	140.4	26.666	98.4	2:21.292



Session Start: 15:33:16 - Finish: 15:51:20

Weather/Track Conditions: Overcast / Dry

Circuit: Silverstone Historic Grand Prix

Track Length: 5.857 Km - 3.6394 miles

Printed: 20-07-2018 - 16:03

Silverstone Classic - 20 - 22 Jul 2018

Adrian Flux Trophy For Pre '66 Grand Prix Cars (HGPCA)

Qualifying for Race 7 - Sector Analysis

12 Rudi Friedrichs (7B)							Cooper T53										
lap	Sect-1	Speed	Sect-2	Speed	Sect-3	Speed	Laptime	Pit	lap	Sect-1	Speed	Sect-2	Speed	Sect-3	Speed	Laptime	Pit
1	Out	121.1	1:13.728	143.7	29.815	85.8	2:27.586		4	44.802	119.6	1:11.206	145.6	29.449	99.0	2:25.457	
2	45.395	113.6	1:12.301	144.9	28.063	98.1	2:25.759		5	45.391	113.2	1:14.053	140.4	28.729	97.0	2:28.173	
3	45.121	121.6	1:13.219	145.9	28.868	82.6	2:27.208		6	46.351	116.1	1:12.511	141.3	In		2:42.683	P

14 Richard Wilson (7B)							Cooper T51										
lap	Sect-1	Speed	Sect-2	Speed	Sect-3	Speed	Laptime	Pit	lap	Sect-1	Speed	Sect-2	Speed	Sect-3	Speed	Laptime	Pit
1	Out	106.0	1:19.785	107.7	31.027	89.5	2:41.141		5	46.125	121.4	1:14.949	121.1	28.668	94.3	2:29.742	
2	47.845	105.8	1:15.928	123.4	29.696	83.4	2:33.469		6	45.821	119.4	1:12.602	134.2	27.891	92.7	2:26.314	
3	46.320	120.7	1:15.826	128.3	28.789	90.9	2:30.935		7	45.928	120.7	1:12.316	131.1	27.928	95.6	2:26.172	
4	45.775	122.9	1:13.027	127.3	29.080	93.7	2:27.882		8								

17 Marc Valvekens (6)							Gordini T16										
lap	Sect-1	Speed	Sect-2	Speed	Sect-3	Speed	Laptime	Pit	lap	Sect-1	Speed	Sect-2	Speed	Sect-3	Speed	Laptime	Pit
1	Out	62.4	1:30.897	110.2	33.181	79.6	3:00.921		4	53.262	100.0	1:21.976	117.5	30.576	82.1	2:45.814	
2	53.405	98.8	1:23.907	115.9	31.179	84.6	2:48.491		5	51.810	105.2	1:22.602	118.8	30.475	86.6	2:44.887	
3	53.070	100.5	1:23.837	114.7	30.923	85.2	2:47.830		6	49.758	108.6	1:20.961	114.7	31.059	84.7	2:41.778	

18 Nigel Batchelor (6)							Kieft Climax										
lap	Sect-1	Speed	Sect-2	Speed	Sect-3	Speed	Laptime	Pit	lap	Sect-1	Speed	Sect-2	Speed	Sect-3	Speed	Laptime	Pit
1	Out	85.4	1:29.586	111.3	33.750	77.0	2:55.822		5	50.544	105.8	1:19.318	113.9	29.624	84.2	2:39.486	
2	53.693	100.6	1:23.417	116.9	31.651	76.3	2:48.761		6	51.188	107.0	1:21.129	114.9	29.678	83.6	2:41.995	
3	52.038	107.2	1:21.164	115.7	31.144	84.3	2:44.346		7	51.000	107.7	1:19.392	116.9	29.675	84.2	2:40.067	
4	50.784	105.4	1:20.181	113.2	29.703	81.6	2:40.668		8								

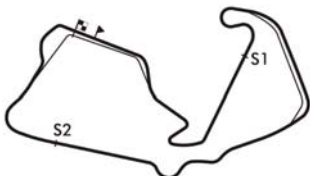
19 Paul Grant (5)							Cooper Bristol T23 Mk2										
lap	Sect-1	Speed	Sect-2	Speed	Sect-3	Speed	Laptime	Pit	lap	Sect-1	Speed	Sect-2	Speed	Sect-3	Speed	Laptime	Pit
1	Out	87.7	1:27.322	112.0	32.291	75.9	2:51.748		5	50.058	107.4	1:20.087	114.7	30.982	73.2	2:41.127	
2	51.192	101.7	1:23.060	113.9	31.534	81.9	2:45.786		6	50.457	105.5	1:21.885	114.7	30.125	83.5	2:42.467	
3	50.233	106.5	1:20.905	115.5	30.338	80.7	2:41.476		7	49.933	104.2	1:20.277	113.9	30.046	84.1	2:40.256	
4	49.755	106.7	1:21.237	112.0	29.925	85.5	2:40.917		8								

20 David Wenman (5)							Connaught A4										
lap	Sect-1	Speed	Sect-2	Speed	Sect-3	Speed	Laptime	Pit	lap	Sect-1	Speed	Sect-2	Speed	Sect-3	Speed	Laptime	Pit
1	Out	92.6	1:29.305	100.9	33.591	79.2	2:54.162		5	50.054	105.2	1:21.029	111.7	30.451	80.1	2:41.534	
2	53.396	98.8	1:22.610	113.2	30.351	81.9	2:46.357		6	52.844	102.5	1:22.066	111.7	31.182	83.4	2:46.092	
3	51.802	105.2	1:21.036	114.3	30.912	76.0	2:43.750		7	51.194	99.1	1:21.781	113.2	29.790	81.8	2:42.765	
4	50.967	104.5	1:22.342	111.1	30.364	83.0	2:43.673		8								

21 Ian Nuthall (5)							Alta F2										
lap	Sect-1	Speed	Sect-2	Speed	Sect-3	Speed	Laptime	Pit	lap	Sect-1	Speed	Sect-2	Speed	Sect-3	Speed	Laptime	Pit
1	Out	88.2	1:27.521	110.0	33.450	82.8	2:52.584		5	49.603	107.5	1:19.896	114.9	30.368	86.3	2:39.867	
2	50.012	107.7	1:21.127	117.3	32.050	82.4	2:43.189		6	48.360	110.4	1:18.924	115.9	29.988	83.9	2:37.272	
3	49.777	108.4	1:20.127	118.4	30.192	85.1	2:40.096		7	49.570	110.7	1:19.467	117.7	29.905	84.8	2:38.942	
4	48.915	111.1	1:19.308	116.3	30.495	87.0	2:38.718		8								

22 Peter Horsman (12)							Lotus 18/21										
lap	Sect-1	Speed	Sect-2	Speed	Sect-3	Speed	Laptime	Pit	lap	Sect-1	Speed	Sect-2	Speed	Sect-3	Speed	Laptime	Pit
1	Out	105.7	1:17.491	141.3	28.563	88.7	2:32.076		4	45.692	132.9	1:11.205	143.4	26.849	97.4	2:23.746	
2	45.784	122.7	1:16.025	114.1	28.030	96.0	2:29.839		5	44.015	131.6	1:10.407	144.9	28.702	79.1	2:23.124	
3	44.082	132.4	1:10.843	144.6	27.258	88.1	2:22.183		6	45.096	132.4	1:21.661	63.9	In		2:58.212	P

23 Barry Wood (5)							Cooper Bristol T20 Mk1										
lap	Sect-1	Speed	Sect-2	Speed	Sect-3	Speed	Laptime	Pit	lap	Sect-1	Speed	Sect-2	Speed	Sect-3	Speed	Laptime	Pit
1	Out	88.2	1:26.574	110.9	32.695	77.9	2:49.506		5	51.641	103.1	1:22.243	110.4	33.055	81.5	2:46.939	
2	52.360	89.6	1:25.227	111.5	32.675	78.6	2:50.262		6	52.199	92.1	1:24.109	102.3	33.619	82.7	2:49.927	
3	53.844	90.9	1:24.794	111.1	31.882	82.5	2:50.520		7	52.344	98.1	1:22.263	113.7	30.973	81.9	2:45.580	
4	51.427	95.5	1:22.923	112.2	32.225	75.9	2:46.575		8								



Session Start: 15:33:16 - Finish: 15:51:20

Weather/Track Conditions: Overcast / Dry

Circuit: Silverstone Historic Grand Prix

Track Length: 5.857 Km - 3.6394 miles

Printed: 20-07-2018 - 16:03

Silverstone Classic - 20 - 22 Jul 2018

Adrian Flux Trophy For Pre '66 Grand Prix Cars (HGPCA)

Qualifying for Race 7 - Sector Analysis

24 Charles McCabe (7B)								Lotus 18							
lap	Sect-1	Speed	Sect-2	Speed	Sect-3	Speed	Laptime Pit	lap	Sect-1	Speed	Sect-2	Speed	Sect-3	Speed	Laptime Pit
1	Out	117.3	1:14.888	133.7	30.723	88.1	2:29.451	5	45.935	125.7	1:12.445	123.8	30.996	92.4	2:29.376
2	46.176	123.8	1:13.975	132.6	30.246	94.0	2:30.397	6	49.932	113.9	1:14.610	132.4	31.300	95.3	2:35.842
3	47.038	120.9	1:15.438	136.1	30.885	92.6	2:33.361	7	46.980	131.6	1:12.992	136.1	31.994	80.9	2:31.966
4	47.414	127.3	1:13.340	141.6	30.419	95.5	2:31.173	8							

25 Tony Wood (7A)								Tec-Mec Maserati 415							
lap	Sect-1	Speed	Sect-2	Speed	Sect-3	Speed	Laptime Pit	lap	Sect-1	Speed	Sect-2	Speed	Sect-3	Speed	Laptime Pit
1	Out	115.1	1:14.332	129.8	In		2:30.280 P	2							

27 Harindra de Silva (11)								Scirocco BRM							
lap	Sect-1	Speed	Sect-2	Speed	Sect-3	Speed	Laptime Pit	lap	Sect-1	Speed	Sect-2	Speed	Sect-3	Speed	Laptime Pit
1	Out	95.1	1:21.827	124.3	32.311	80.6	2:46.811	5	47.183	118.8	1:17.077	127.6	31.861	84.6	2:36.121
2	50.712	113.0	1:21.349	126.9	30.257	88.9	2:42.318	6	49.408	119.0	1:18.369	125.7	29.213	88.9	2:36.990
3	47.176	118.6	1:17.431	121.4	30.242	87.3	2:34.849	7	46.926	118.6	1:15.077	127.6	29.251	85.2	2:31.254
4	49.645	113.7	1:19.188	125.4	29.859	85.7	2:38.692	8							

28 Graham Adelman (6)								Maserati 250F							
lap	Sect-1	Speed	Sect-2	Speed	Sect-3	Speed	Laptime Pit	lap	Sect-1	Speed	Sect-2	Speed	Sect-3	Speed	Laptime Pit
1	Out	95.2	1:21.950	118.6	32.346	74.4	2:44.342	5	49.171	111.8	1:17.811	121.8	32.079	85.9	2:39.061
2	51.070	107.4	1:20.039	126.1	31.314	87.0	2:42.423	6	51.172	98.5	1:20.548	108.4	31.841	83.6	2:43.561
3	50.471	97.7	1:21.722	125.7	32.054	82.1	2:44.247	7	48.729	116.3	1:18.882	119.4	31.375	87.6	2:38.986
4	49.629	108.8	1:18.226	125.2	31.431	84.1	2:39.286	8							

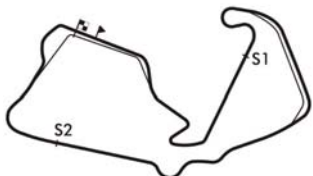
29 Francesco Baldanza (10)								Lola Mk3							
lap	Sect-1	Speed	Sect-2	Speed	Sect-3	Speed	Laptime Pit	lap	Sect-1	Speed	Sect-2	Speed	Sect-3	Speed	Laptime Pit
1	Out	86.3	1:31.411	99.6	38.344	70.3	3:01.117	4	55.982	88.1	1:30.361	105.7	37.065	69.8	3:03.408
2	56.462	101.1	1:30.897	107.4	35.084	69.8	3:02.443	5	57.481	82.7	1:29.764	110.2	35.387	75.4	3:02.632
3	57.094	79.0	1:31.045	105.4	36.125	72.6	3:04.264	6	56.069	84.8	1:31.612	112.0	36.705	75.1	3:04.386

30 Julian Bronson (8)								Scarab Offenhauser							
lap	Sect-1	Speed	Sect-2	Speed	Sect-3	Speed	Laptime Pit	lap	Sect-1	Speed	Sect-2	Speed	Sect-3	Speed	Laptime Pit
1	Out	110.7	1:15.373	134.2	28.364	93.7	2:25.719	4	46.315	111.7	1:13.918	134.5	In		2:38.470 P
2	45.811	113.9	1:12.400	136.4	28.449	92.9	2:26.660	5	Out	77.4	1:29.821	93.9	In		7:46.735 P
3	45.633	120.3	1:13.620	127.6	28.397	93.5	2:27.650	6							

31 Robs Lamplough (10)								Lola T60							
lap	Sect-1	Speed	Sect-2	Speed	Sect-3	Speed	Laptime Pit	lap	Sect-1	Speed	Sect-2	Speed	Sect-3	Speed	Laptime Pit
1	Out	100.5	1:20.756	117.9	31.432	84.4	2:42.423	5	47.942	112.2	1:17.546	119.0	29.010	87.4	2:34.498
2	48.869	111.3	1:16.873	122.2	28.623	88.8	2:34.365	6	1:07.892	81.0	1:23.045	117.7	31.262	86.6	3:02.199
3	48.499	112.6	1:17.391	118.8	27.768	81.7	2:33.658	7	51.040	109.5	1:16.273	120.7	30.843	85.4	2:38.156
4	48.273	111.8	1:17.259	117.7	29.257	84.6	2:34.789	8							

32 Larry Kinch (12)								Lotus 32 Tasman							
lap	Sect-1	Speed	Sect-2	Speed	Sect-3	Speed	Laptime Pit	lap	Sect-1	Speed	Sect-2	Speed	Sect-3	Speed	Laptime Pit
1	Out	91.2	1:27.667	112.0	34.708	79.3	2:53.126	5	47.687	123.6	1:16.906	126.4	31.149	83.1	2:35.742
2	50.235	115.1	1:20.698	115.9	32.703	84.9	2:43.636	6	49.777	93.2	1:21.562	110.4	31.061	84.4	2:42.400
3	47.465	123.8	1:16.545	135.0	30.495	81.5	2:34.505	7	48.277	126.6	1:17.642	131.3	30.395	86.7	2:36.314
4	47.963	112.2	1:19.776	125.4	30.083	86.1	2:37.822	8							

33 Chris Phillips (5)								Cooper Bristol T23 Mk2							
lap	Sect-1	Speed	Sect-2	Speed	Sect-3	Speed	Laptime Pit	lap	Sect-1	Speed	Sect-2	Speed	Sect-3	Speed	Laptime Pit
1	Out	90.8	1:25.767	114.1	31.084	82.0	2:47.626	5	49.938	105.7	1:19.297	114.7	29.902	81.6	2:39.137
2	51.215	101.5	1:20.119	116.3	30.830	80.2	2:42.164	6	49.736	107.2	1:20.996	113.9	29.873	84.2	2:40.605
3	50.793	100.9	1:20.632	119.6	29.668	84.3	2:41.093	7	49.961	106.5	1:18.736	116.1	29.172	85.2	2:37.869
4	50.207	102.0	1:19.691	115.9	29.826	82.3	2:39.724	8							



Session Start: 15:33:16 - Finish: 15:51:20

Weather/Track Conditions: Overcast / Dry

Circuit: Silverstone Historic Grand Prix

Track Length: 5.857 Km - 3.6394 miles

Printed: 20-07-2018 - 16:03

Silverstone Classic - 20 - 22 Jul 2018

Adrian Flux Trophy For Pre '66 Grand Prix Cars (HGPCA)

Qualifying for Race 7 - Sector Analysis

34 John Bussey (7C)								Cooper T43							
lap	Sect-1	Speed	Sect-2	Speed	Sect-3	Speed	Laptime Pit	lap	Sect-1	Speed	Sect-2	Speed	Sect-3	Speed	Laptime Pit
1	Out	92.7	1:22.317	113.0	32.713	75.8	2:44.900	4	49.887	108.1	1:19.812	115.5	31.838	79.9	2:41.537
2	51.765	100.3	1:21.401	118.1	30.746	74.6	2:43.912	5	51.616	105.7	1:20.792	113.2	In		2:58.281 P
3	50.395	106.5	1:21.039	114.9	31.109	78.7	2:42.543	6							

36 John Delane (10)								Lotus 21							
lap	Sect-1	Speed	Sect-2	Speed	Sect-3	Speed	Laptime Pit	lap	Sect-1	Speed	Sect-2	Speed	Sect-3	Speed	Laptime Pit
1	Out	80.9	1:21.519	120.7	30.598	83.4	2:43.109	3	48.310	112.6	1:17.139	126.6	29.051	87.8	2:34.500
2	48.041	113.9	1:17.684	125.2	28.472	85.1	2:34.197	4	47.828	117.1	1:16.551	121.8	28.741	83.6	2:33.120

37 Alan Baillie (10)								LDS 007							
lap	Sect-1	Speed	Sect-2	Speed	Sect-3	Speed	Laptime Pit	lap	Sect-1	Speed	Sect-2	Speed	Sect-3	Speed	Laptime Pit
1	Out	105.4	1:20.221	119.2	31.955	83.3	2:44.183	5	49.185	112.0	1:19.434	118.6	29.490	84.2	2:38.109
2	50.328	108.2	1:19.325	123.1	30.110	83.6	2:39.763	6	48.951	106.9	1:18.768	117.1	29.898	83.5	2:37.617
3	49.097	111.3	1:19.471	120.5	30.588	86.4	2:39.156	7	49.010	113.0	1:19.927	113.0	29.959	86.4	2:38.896
4	49.306	108.9	1:20.054	119.6	30.791	80.2	2:40.151	8							

38 Tony Best (7A)								Ferrari 246 Dino							
lap	Sect-1	Speed	Sect-2	Speed	Sect-3	Speed	Laptime Pit	lap	Sect-1	Speed	Sect-2	Speed	Sect-3	Speed	Laptime Pit
1	Out	114.7	1:16.431	132.1	28.717	89.8	2:30.747	5	47.504	118.8	1:15.106	131.3	28.655	87.0	2:31.265
2	47.239	114.7	1:15.180	131.6	28.391	88.9	2:30.810	6	47.019	117.7	1:16.846	131.6	29.064	81.6	2:32.929
3	46.890	117.1	1:14.707	131.3	28.759	87.4	2:30.356	7	48.370	115.3	1:14.861	131.1	28.543	83.7	2:31.774
4	47.896	118.8	1:14.833	131.8	28.602	88.3	2:31.331	8							

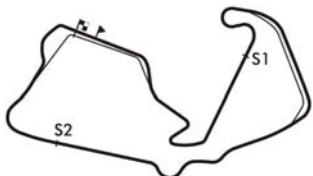
40 Sam Wilson (11)								Lotus 24							
lap	Sect-1	Speed	Sect-2	Speed	Sect-3	Speed	Laptime Pit	lap	Sect-1	Speed	Sect-2	Speed	Sect-3	Speed	Laptime Pit
1							2:25.702	3			In		In		7:18.049 P
2							2:38.118	4							

42 James Willis (9)								Cooper T45							
lap	Sect-1	Speed	Sect-2	Speed	Sect-3	Speed	Laptime Pit	lap	Sect-1	Speed	Sect-2	Speed	Sect-3	Speed	Laptime Pit
1	Out	94.8	1:25.459	113.0	32.366	82.3	2:48.642	5	47.398	113.6	1:17.074	108.8	30.080	88.1	2:34.552
2	50.364	105.2	1:17.637	124.0	29.912	88.8	2:37.913	6	49.452	113.7	1:17.724	113.4	30.085	87.2	2:37.261
3	50.180	114.3	1:17.742	124.5	29.612	87.8	2:37.534	7	48.306	113.9	1:16.922	125.0	31.167	88.7	2:36.395
4	48.637	109.7	1:16.226	123.4	29.371	89.7	2:34.234	8							

43 Charles Gillett (9)								Cooper T43							
lap	Sect-1	Speed	Sect-2	Speed	Sect-3	Speed	Laptime Pit	lap	Sect-1	Speed	Sect-2	Speed	Sect-3	Speed	Laptime Pit
1	Out	96.3	1:24.467	105.8	34.706	84.6	2:50.505	5	46.847	122.0	1:16.449	128.3	29.246	92.9	2:32.542
2	47.669	118.1	1:16.390	125.2	30.032	91.6	2:34.091	6	47.508	116.3	1:14.387	130.3	28.974	91.7	2:30.869
3	48.160	116.3	1:19.021	113.2	30.040	92.1	2:37.221	7	46.309	120.3	1:16.521	121.4	29.764	92.3	2:32.594
4	47.242	119.0	1:15.333	115.9	30.583	85.8	2:33.158	8							

48 Ben Mitchell (7B)								BRM P48							
lap	Sect-1	Speed	Sect-2	Speed	Sect-3	Speed	Laptime Pit	lap	Sect-1	Speed	Sect-2	Speed	Sect-3	Speed	Laptime Pit
1	Out	116.3	1:14.527	126.9	28.016	94.4	2:26.589	5	47.136	123.4	1:12.999	125.4	29.150	89.4	2:29.285
2	46.601	120.5	1:11.955	125.4	27.464	94.0	2:26.020	6	48.985	121.1	1:13.757	124.7	27.999	87.8	2:30.741
3	45.228	122.9	1:12.556	123.8	27.469	94.0	2:25.253	7	46.821	120.3	1:14.981	123.6	28.426	91.2	2:30.228
4	45.762	120.5	1:13.055	122.0	28.939	91.3	2:27.756	8							

51 Rob Hall (9)								Cooper T43/51							
lap	Sect-1	Speed	Sect-2	Speed	Sect-3	Speed	Laptime Pit	lap	Sect-1	Speed	Sect-2	Speed	Sect-3	Speed	Laptime Pit
1	Out	113.0	1:17.650	128.3	29.156	85.1	2:32.841	5	45.611	121.8	1:13.071	129.3	27.282	91.4	2:25.964
2	46.816	117.3	1:14.467	128.3	27.804	90.1	2:29.087	6	48.259	120.9	1:16.524	129.1	27.989	86.0	2:32.772
3	46.595	119.4	1:13.929	129.1	27.979	92.6	2:28.503	7	48.484	114.5	1:16.523	126.1	27.814	91.7	2:32.821
4	46.996	118.6	1:14.018	127.1	27.866	89.6	2:28.880	8							



Session Start: 15:33:16 - Finish: 15:51:20

Weather/Track Conditions: Overcast / Dry

Circuit: Silverstone Historic Grand Prix

Track Length: 5.857 Km - 3.6394 miles

Printed: 20-07-2018 - 16:03

Silverstone Classic - 20 - 22 Jul 2018

Adrian Flux Trophy For Pre '66 Grand Prix Cars (HGPCA)

Qualifying for Race 7 - Sector Analysis

61 Helmut Gassmann (6)								Connaught B4							
lap	Sect-1	Speed	Sect-2	Speed	Sect-3	Speed	Laptime Pit	lap	Sect-1	Speed	Sect-2	Speed	Sect-3	Speed	Laptime Pit
1	Out	89.6	1:33.235	108.4	36.344	69.8	3:01.812	4	55.476	102.3	1:25.750	104.9	35.209	78.1	2:56.435
2	57.179	95.5	1:30.188	108.9	36.079	72.9	3:03.446	5	52.850	102.1	1:28.064	108.4	34.829	76.3	2:55.743
3	55.181	101.4	1:27.458	110.2	36.713	69.8	2:59.352	6	53.906	99.7	1:26.223	111.7	34.284	75.1	2:54.413

66 Sid Hoole (11)								Cooper T66 F1							
lap	Sect-1	Speed	Sect-2	Speed	Sect-3	Speed	Laptime Pit	lap	Sect-1	Speed	Sect-2	Speed	Sect-3	Speed	Laptime Pit
1	Out	102.3	1:19.737	111.3	30.746	87.7	2:42.489	2							

70 Jean-Georges van Praet (5)								Cooper Bristol T23 Mk2							
lap	Sect-1	Speed	Sect-2	Speed	Sect-3	Speed	Laptime Pit	lap	Sect-1	Speed	Sect-2	Speed	Sect-3	Speed	Laptime Pit
1	Out	75.4	1:46.470	86.4	40.973	63.4	3:27.121	4	1:01.000	88.5	1:39.062	98.3	38.214	67.8	3:18.276
2	1:04.293	86.1	1:42.840	87.7	39.569	64.3	3:26.702	5	1:01.505	91.3	1:37.695	95.7	38.388	68.6	3:17.588
3	1:03.641	81.8	1:40.329	90.8	39.500	65.7	3:23.470	6							

73 Tom Dark (7B)								Cooper T51							
lap	Sect-1	Speed	Sect-2	Speed	Sect-3	Speed	Laptime Pit	lap	Sect-1	Speed	Sect-2	Speed	Sect-3	Speed	Laptime Pit
1	Out	101.4	1:18.611	130.8	31.126	82.3	2:36.705	5	46.847	126.9	1:12.746	136.1	29.757	88.0	2:29.350
2	48.596	125.2	1:15.898	137.5	31.011	87.0	2:35.505	6	48.278	124.3	1:14.100	135.0	28.906	84.0	2:31.284
3	47.792	124.7	1:13.692	133.7	31.245	92.1	2:32.729	7	46.496	124.5	1:13.929	141.6	28.792	90.7	2:29.217
4	48.081	128.6	1:13.372	141.6	29.606	91.3	2:31.059	8							

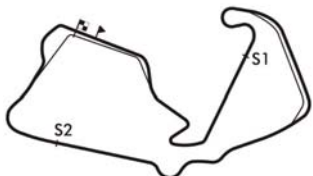
75 Niamh Wood (5)								Cooper Bristol T20 Mk1							
lap	Sect-1	Speed	Sect-2	Speed	Sect-3	Speed	Laptime Pit	lap	Sect-1	Speed	Sect-2	Speed	Sect-3	Speed	Laptime Pit
1	Out	90.9	1:28.994	112.0	33.407	75.4	2:54.404	5	50.193	102.8	1:22.009	118.8	30.262	81.4	2:42.464
2	52.619	101.7	1:24.015	111.8	31.754	76.5	2:48.388	6	50.759	104.7	1:21.763	117.3	30.601	81.0	2:43.123
3	52.085	101.2	1:24.353	117.7	32.593	73.6	2:49.031	7	50.932	106.7	1:20.493	118.8	29.563	80.4	2:40.988
4	51.781	100.9	1:22.821	117.7	30.412	81.0	2:45.014	8							

77 Geraint Owen (8)								Kurtis-Offenhauser 500C							
lap	Sect-1	Speed	Sect-2	Speed	Sect-3	Speed	Laptime Pit	lap	Sect-1	Speed	Sect-2	Speed	Sect-3	Speed	Laptime Pit
1	Out	107.7	1:18.513	122.9	30.794	87.0	2:35.249	5	46.619	123.1	1:13.546	144.0	28.619	91.2	2:28.784
2	47.726	120.1	1:14.672	139.2	29.090	89.0	2:31.488	6	47.563	109.5	1:16.525	127.6	30.630	87.5	2:34.718
3	47.534	117.7	1:16.007	140.7	29.215	92.2	2:32.756	7	46.114	126.4	1:13.876	143.7	30.723	79.0	2:30.713
4	47.849	115.5	1:15.892	128.6	29.747	92.4	2:33.488	8							

80 Nick Taylor (10)								Lotus 18							
lap	Sect-1	Speed	Sect-2	Speed	Sect-3	Speed	Laptime Pit	lap	Sect-1	Speed	Sect-2	Speed	Sect-3	Speed	Laptime Pit
1	Out	102.9	1:22.018	118.6	30.231	85.2	2:39.038	5	47.136	116.1	1:16.393	121.4	29.943	89.1	2:33.472
2	48.579	107.9	1:17.453	121.6	29.401	84.7	2:35.433	6	47.186	115.3	1:16.112	123.1	28.313	89.7	2:31.611
3	48.502	112.4	1:16.761	123.1	29.203	87.0	2:34.466	7	47.392	116.7	1:16.935	120.5	28.906	87.7	2:33.233
4	52.201	98.5	1:20.089	120.5	29.764	87.6	2:42.054	8							

88 Bernardo Hartogs (10)								Lotus 18/21							
lap	Sect-1	Speed	Sect-2	Speed	Sect-3	Speed	Laptime Pit	lap	Sect-1	Speed	Sect-2	Speed	Sect-3	Speed	Laptime Pit
1	Out	107.7	1:20.086	117.5	30.692	79.1	2:37.773	5	48.835	106.7	1:19.181	113.7	30.259	87.3	2:38.275
2	50.148	106.2	1:19.518	117.5	30.261	86.0	2:39.927	6	48.554	108.1	1:18.661	116.7	29.918	84.3	2:37.133
3	49.487	106.9	1:19.078	115.9	30.728	85.9	2:39.293	7	49.073	106.0	1:18.574	116.7	29.501	86.8	2:37.148
4	49.494	108.1	1:22.530	115.5	30.533	86.8	2:42.557	8							

91 Chris Drake (7B)								Cooper T53							
lap	Sect-1	Speed	Sect-2	Speed	Sect-3	Speed	Laptime Pit	lap	Sect-1	Speed	Sect-2	Speed	Sect-3	Speed	Laptime Pit
1	Out	116.5	1:14.915	131.3	28.711	92.2	2:26.667	5	45.227	125.0	1:11.954	130.6	27.542	94.4	2:24.723
2	46.515	119.8	1:12.754	132.9	27.936	93.9	2:27.205	6	44.491	115.3	1:13.630	130.6	28.207	86.1	2:26.328
3	45.575	123.1	1:13.870	130.3	28.058	93.1	2:27.503	7	45.572	119.2	1:13.445	118.6	30.090	89.1	2:29.107
4	44.343	123.8	1:11.913	133.9	28.089	92.7	2:24.345	8	45.344	122.9	1:11.736	131.3	27.876	93.7	2:24.956



Session Start: 15:33:16 - Finish: 15:51:20

Weather/Track Conditions: Overcast / Dry

Circuit: Silverstone Historic Grand Prix

Track Length: 5.857 Km - 3.6394 miles

Printed: 20-07-2018 - 16:03

Silverstone Classic - 20 - 22 Jul 2018

Adrian Flux Trophy For Pre '66 Grand Prix Cars (HGPCA)

Qualifying for Race 7 - Sector Analysis

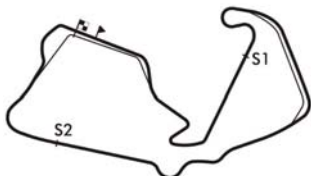
99 John Evans (12)								Brabham BT4							
lap	Sect-1	Speed	Sect-2	Speed	Sect-3	Speed	Laptime Pit	lap	Sect-1	Speed	Sect-2	Speed	Sect-3	Speed	Laptime Pit
1	Out	112.6	1:18.318	138.4	30.050	92.9	2:31.381	5	47.846	111.7	1:14.522	136.1	30.111	90.4	2:32.479
2	46.364	122.5	1:14.793	135.8	28.426	93.7	2:29.583	6	47.187	120.7	1:14.070	133.2	29.734	88.8	2:30.991
3	46.476	113.9	1:17.436	138.4	29.989	89.8	2:33.901	7	46.044	109.7	1:15.116	123.8	31.667	93.3	2:32.827
4	47.072	121.1	1:14.119	138.4	29.119	93.2	2:30.310	8							

114 Timothy de Silva (11)								Lotus 24							
lap	Sect-1	Speed	Sect-2	Speed	Sect-3	Speed	Laptime Pit	lap	Sect-1	Speed	Sect-2	Speed	Sect-3	Speed	Laptime Pit
1	Out	122.2	1:13.816	114.9	27.532	90.8	2:24.260	5	44.684	124.3	1:11.556	132.9	26.172	93.2	2:22.412
2	45.810	123.8	1:12.604	133.2	26.444	90.0	2:24.858	6	45.264	122.7	1:13.236	133.7	27.317	92.1	2:25.817
3	44.651	125.2	1:14.025	133.7	27.019	92.7	2:25.695	7	45.260	123.8	1:10.843	133.9	26.616	91.2	2:22.719
4	44.369	126.4	1:12.764	133.2	26.740	93.2	2:23.873	8							

116 John Ure (5)								Cooper Bristol T24/25							
lap	Sect-1	Speed	Sect-2	Speed	Sect-3	Speed	Laptime Pit	lap	Sect-1	Speed	Sect-2	Speed	Sect-3	Speed	Laptime Pit
1	Out	85.7	1:28.091	110.9	32.894	76.0	2:51.531	4	48.443	111.1	1:18.352	116.1	29.521	85.3	2:36.316
2	50.019	100.9	1:21.760	112.6	In		2:47.725 P	5	49.105	110.2	1:20.860	118.6	29.633	83.7	2:39.598
3	Out	110.2	1:18.547	116.3	28.700	86.4	3:41.855 P	6	50.100	109.5	1:22.592	113.7	In		2:48.572 P

128 Eddie McGuire (8)								Scarab Offenhauser							
lap	Sect-1	Speed	Sect-2	Speed	Sect-3	Speed	Laptime Pit	lap	Sect-1	Speed	Sect-2	Speed	Sect-3	Speed	Laptime Pit
1	Out	117.3	1:18.817	127.3	30.594	86.8	2:32.120	5	47.064	127.8	1:13.914	134.5	29.649	83.9	2:30.627
2	47.462	121.8	1:14.167	137.8	29.084	91.2	2:30.713	6	46.782	125.7	1:13.656	136.4	28.348	91.3	2:28.786
3	46.060	126.6	1:14.821	136.1	29.088	84.7	2:29.969	7	46.264	124.7	1:15.009	134.8	28.568	90.6	2:29.841
4	47.260	126.9	1:13.828	135.8	28.694	90.8	2:29.782	8	45.990	122.0	1:14.773	135.3	28.320	90.3	2:29.083

248 Klaus Lehr (6)								Maserati 250F CM5							
lap	Sect-1	Speed	Sect-2	Speed	Sect-3	Speed	Laptime Pit	lap	Sect-1	Speed	Sect-2	Speed	Sect-3	Speed	Laptime Pit
1	Out	85.7	1:27.669	105.8	33.539	82.0	2:52.450	5	48.846	108.4	1:19.912	119.6	30.618	89.8	2:39.376
2	50.306	102.0	1:20.581	116.5	31.684	87.4	2:42.571	6	48.766	108.1	1:18.201	115.5	30.405	88.8	2:37.372
3	50.040	97.0	1:20.388	117.1	30.796	87.6	2:41.224	7	49.275	106.0	1:19.485	114.1	30.365	89.8	2:39.125
4	49.962	107.5	1:18.270	118.8	30.443	87.3	2:38.675	8							



Session Start: 15:33:16 - Finish: 15:51:20

Weather/Track Conditions: Overcast / Dry

Circuit: Silverstone Historic Grand Prix

Track Length: 5.857 Km - 3.6394 miles

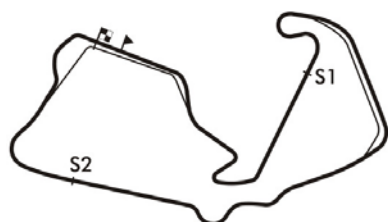
Printed: 20-07-2018 - 16:03

Silverstone Classic - 20 - 22 Jul 2018

Adrian Flux Trophy For Pre '66 Grand Prix Cars (HGPCA)

Qualifying for Race 7 - Best Sector Times

SECTOR 1			SECTOR 2			SECTOR 3			IDEAL / BEST LAP COMPARISON						
NO	TIME	LAP	NO	TIME	LAP	NO	TIME	LAP	NO	NAME	BEST	IN	IDEAL	DIFF	
1	22	44.015	5	11	1:10.199	8	114	26.172	5	11	Jon Fairley	2:21.292	8	2:21.010	+0.282
2	10	44.069	6	3	1:10.304	3	11	26.666	8	3	Barry Cannell	2:21.577	3	2:21.542	+0.035
3	11	44.145	6	22	1:10.407	5	10	26.717	3	22	Peter Horsman	2:22.183	3	2:21.271	+0.912
4	3	44.208	5	114	1:10.843	7	22	26.849	4	114	Timothy de Silva	2:22.412	5	2:21.384	+1.028
5	91	44.343	4	12	1:11.206	4	3	27.030	3	10	William Nuthall	2:22.506	3	2:22.272	+0.234
6	114	44.369	4	10	1:11.486	3	51	27.282	5	91	Chris Drake	2:24.345	4	2:23.621	+0.724
7	12	44.802	4	91	1:11.736	8	48	27.464	2	48	Ben Mitchell	2:25.253	3	2:24.647	+0.606
8	48	45.228	3	48	1:11.955	2	91	27.542	5	12	Rudi Friedrichs	2:25.457	4	2:24.071	+1.386
9	51	45.611	5	14	1:12.316	7	31	27.768	3	40	Sam Wilson	2:25.702	1		+
10	30	45.633	3	30	1:12.400	2	14	27.891	6	51	Rob Hall	2:25.964	5	2:25.964	+0.000
11	14	45.775	4	24	1:12.445	5	12	28.063	2	14	Richard Wilson	2:26.172	7	2:25.982	+0.190
12	24	45.935	5	73	1:12.746	5	9	28.192	3	30	Julian Bronson	2:26.660	2	2:26.397	+0.263
13	128	45.990	8	51	1:13.071	5	80	28.313	6	77	Geraint Owen	2:28.784	5	2:28.279	+0.505
14	99	46.044	7	77	1:13.546	5	128	28.320	8	128	Eddie McGuire	2:28.786	6	2:27.966	+0.820
15	9	46.112	4	128	1:13.656	6	30	28.364	1	73	Tom Dark	2:29.217	7	2:28.034	+1.183
16	77	46.114	7	99	1:14.070	6	38	28.391	2	24	Charles McCabe	2:29.376	5	2:28.626	+0.750
17	43	46.309	7	9	1:14.074	4	99	28.426	2	99	John Evans	2:29.583	2	2:28.540	+1.043
18	73	46.496	7	25	1:14.332	1	36	28.472	2	9	Mark Daniell	2:29.916	4	2:28.378	+1.538
19	6	46.794	5	43	1:14.387	6	77	28.619	5	38	Tony Best	2:30.356	3	2:29.988	+0.368
20	38	46.890	3	38	1:14.707	3	116	28.700	3	43	Charles Gillett	2:30.869	6	2:29.670	+1.199
21	7	46.910	6	7	1:14.783	6	73	28.792	7	7	Paul Griffin	2:31.005	6	2:31.005	+0.000
22	27	46.926	7	27	1:15.077	7	43	28.974	6	27	Harindra de Silva	2:31.254	7	2:31.216	+0.038
23	80	47.136	5	6	1:15.958	3	33	29.172	7	80	Nick Taylor	2:31.611	6	2:31.561	+0.050
24	42	47.398	5	80	1:16.112	6	27	29.213	6	6	Chris Helliwell	2:32.337	6	2:32.063	+0.274
25	32	47.465	3	42	1:16.226	4	6	29.311	5	36	John Delane	2:33.120	4	2:32.851	+0.269
26	8	47.474	6	31	1:16.273	7	7	29.312	6	31	Robs Lamplough	2:33.658	3	2:31.983	+1.675
27	36	47.828	4	32	1:16.545	3	42	29.371	4	42	James Willis	2:34.234	4	2:32.995	+1.239
28	31	47.942	5	36	1:16.551	4	37	29.490	5	32	Larry Kinch	2:34.505	3	2:34.093	+0.412
29	21	48.360	6	8	1:17.319	4	88	29.501	7	8	Tony Ditheridge	2:35.541	6	2:34.534	+1.007
30	116	48.443	4	28	1:17.811	5	75	29.563	7	116	John Ure	2:36.316	4	2:35.495	+0.821
31	88	48.554	6	248	1:18.201	6	18	29.624	5	88	Bernardo Hartogs	2:37.133	6	2:36.629	+0.504
32	66	48.648	2	116	1:18.352	4	8	29.741	7	21	Ian Nuthall	2:37.272	6	2:37.189	+0.083
33	28	48.729	7	88	1:18.574	7	20	29.790	7	248	Klaus Lehr	2:37.372	6	2:37.332	+0.040
34	248	48.766	6	33	1:18.736	7	21	29.905	7	37	Alan Baillie	2:37.617	6	2:37.209	+0.408
35	37	48.951	6	37	1:18.768	6	19	29.925	4	33	Chris Phillips	2:37.869	7	2:37.644	+0.225
36	33	49.736	6	21	1:18.924	6	32	30.083	4	28	Graham Adelman	2:38.986	7	2:37.854	+1.132
37	19	49.755	4	18	1:19.318	5	24	30.246	2	18	Nigel Batchelor	2:39.486	5	2:39.486	+0.000
38	17	49.758	6	66	1:19.737	1	248	30.365	7	19	Paul Grant	2:40.256	7	2:39.767	+0.489
39	34	49.887	4	34	1:19.812	4	17	30.475	5	75	Niamh Wood	2:40.988	7	2:40.249	+0.739
40	20	50.054	5	19	1:20.087	5	34	30.746	2	20	David Wenman	2:41.534	5	2:40.873	+0.661
41	75	50.193	5	75	1:20.493	7	66	30.746	1	34	John Bussey	2:41.537	4	2:40.445	+1.092
42	18	50.544	5	17	1:20.961	6	23	30.973	7	17	Marc Valvekens	2:41.778	6	2:41.194	+0.584
43	23	51.427	4	20	1:21.029	5	28	31.314	2	23	Barry Wood	2:45.580	7	2:44.643	+0.937
44	5	52.728	4	23	1:22.243	5	5	33.703	6	5	Michel Baudoin	2:50.910	6	2:49.703	+1.207
45	61	52.850	5	5	1:23.272	5	61	34.284	6	61	Helmut Gassmann	2:54.413	6	2:52.884	+1.529
46	29	55.982	4	61	1:25.750	4	29	35.084	2	29	Francesco Baldanzè	3:02.443	2	3:00.830	+1.613
47	2	1:00.767	4	29	1:29.764	5	70	38.214	4	70	Jean-Georges van F	3:17.588	5	3:16.909	+0.679



Session Start: 15:33:16 - Finish: 15:51:20

Weather/Track Conditions: Overcast / Dry

Circuit: Silverstone Historic Grand Prix

Track Length: 5.857 Km - 3.6394 miles

Printed: 20-07-2018 - 16:03

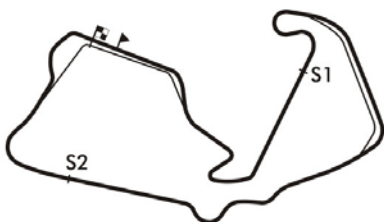


Silverstone Classic - 20 - 22 Jul 2018

Adrian Flux Trophy For Pre '66 Grand Prix Cars (HGPCA)

Qualifying for Race 7 - Best Sector Times

48	70	1:01.000	4	70	1:37.695	5	2	38.547	2
49	16			2	1:38.234	1	16		
50	25			16			25		
51	26			26			26		
52	35			35			35		
53	40			40			40		
54	79			79			79		



Session Start: 15:33:16 - Finish: 15:51:20

Weather/Track Conditions: Overcast / Dry

Circuit: Silverstone Historic Grand Prix

Track Length: 5.857 Km - 3.6394 miles

Printed: 20-07-2018 - 16:03

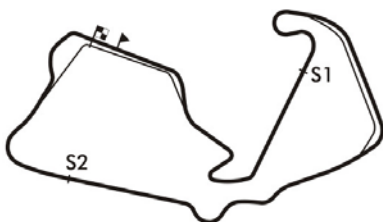


Silverstone Classic - 20 - 22 Jul 2018

Adrian Flux Trophy For Pre '66 Grand Prix Cars (HGPCA)

Qualifying for Race 7 - Best Sector Times

2	Julia de Baldanza	3:20.760	5	3:17.548	+3.212
25	Tony Wood				+
66	Sid Hoole			2:39.131	3:15.644



Session Start: 15:33:16 - Finish: 15:51:20

Weather/Track Conditions: Overcast / Dry

Circuit: Silverstone Historic Grand Prix

Track Length: 5.857 Km - 3.6394 miles

Printed: 20-07-2018 - 16:03

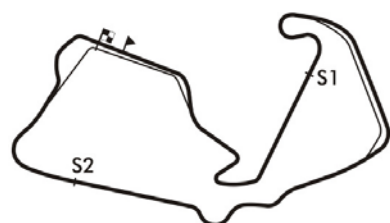


Silverstone Classic - 20 - 22 Jul 2018

Adrian Flux Trophy For Pre '66 Grand Prix Cars (HGPCA)

Qualifying for Race 7 - Best Sector Speeds

	NO	SECTOR 1	MPH	NO	SECTOR 2	MPH	NO	SECTOR 3	MPH
1	22	Peter Horsman	132.9	12	Rudi Friedrichs	145.9	12	Rudi Friedrichs	99.0
2	11	Jon Fairley	131.8	22	Peter Horsman	144.9	11	Jon Fairley	98.4
3	24	Charles McCabe	131.6	77	Geraint Owen	144.0	10	William Nuthall	97.5
4	3	Barry Cannell	129.1	3	Barry Cannell	142.8	22	Peter Horsman	97.4
5	73	Tom Dark	128.6	24	Charles McCabe	141.6	14	Richard Wilson	95.6
6	128	Eddie McGuire	127.8	73	Tom Dark	141.6	24	Charles McCabe	95.5
7	32	Larry Kinch	126.6	11	Jon Fairley	140.4	48	Ben Mitchell	94.4
8	77	Geraint Owen	126.4	99	John Evans	138.4	91	Chris Drake	94.4
9	114	Timothy de Silva	126.4	128	Eddie McGuire	137.8	30	Julian Bronson	93.7
10	10	William Nuthall	126.1	30	Julian Bronson	136.4	99	John Evans	93.7
11	7	Paul Griffin	125.4	10	William Nuthall	135.6	3	Barry Cannell	93.5
12	91	Chris Drake	125.0	32	Larry Kinch	135.0	9	Mark Daniell	93.5
13	48	Ben Mitchell	123.4	14	Richard Wilson	134.2	114	Timothy de Silva	93.2
14	9	Mark Daniell	122.9	91	Chris Drake	133.9	43	Charles Gillett	92.9
15	14	Richard Wilson	122.9	114	Timothy de Silva	133.9	51	Rob Hall	92.6
16	99	John Evans	122.5	38	Tony Best	132.1	77	Geraint Owen	92.4
17	25	Tony Wood	122.2	7	Paul Griffin	131.8	73	Tom Dark	92.1
18	43	Charles Gillett	122.0	9	Mark Daniell	131.6	6	Chris Helliwell	91.3
19	51	Rob Hall	121.8	43	Charles Gillett	130.3	128	Eddie McGuire	91.3
20	12	Rudi Friedrichs	121.6	25	Tony Wood	129.8	7	Paul Griffin	90.1
21	30	Julian Bronson	120.3	51	Rob Hall	129.3	38	Tony Best	89.8
22	27	Harindra de Silva	119.0	8	Tony Ditheridge	128.3	248	Klaus Lehr	89.8
23	38	Tony Best	118.8	27	Harindra de Silva	127.6	42	James Willis	89.7
24	8	Tony Ditheridge	117.7	48	Ben Mitchell	126.9	80	Nick Taylor	89.7
25	36	John Delane	117.1	36	John Delane	126.6	27	Harindra de Silva	88.9
26	80	Nick Taylor	116.7	28	Graham Adelman	126.1	31	Robs Lamplough	88.8
27	28	Graham Adelman	116.3	6	Chris Helliwell	125.0	36	John Delane	87.8
28	6	Chris Helliwell	114.3	42	James Willis	125.0	66	Sid Hoole	87.7
29	42	James Willis	114.3	5	Michel Baudoin	124.0	28	Graham Adelman	87.6
30	37	Alan Baillie	113.0	37	Alan Baillie	123.1	8	Tony Ditheridge	87.5
31	31	Robs Lamplough	112.6	80	Nick Taylor	123.1	88	Bernardo Hartogs	87.3
32	21	Ian Nuthall	111.1	31	Robs Lamplough	122.2	21	Ian Nuthall	87.0
33	116	John Ure	111.1	33	Chris Phillips	119.6	32	Larry Kinch	86.7
34	5	Michel Baudoin	110.9	248	Klaus Lehr	119.6	17	Marc Valvekens	86.6
35	17	Marc Valvekens	108.6	17	Marc Valvekens	118.8	37	Alan Baillie	86.4
36	248	Klaus Lehr	108.4	75	Niamh Wood	118.8	116	John Ure	86.4
37	34	John Bussey	108.1	116	John Ure	118.6	19	Paul Grant	85.5
38	88	Bernardo Hartogs	108.1	21	Ian Nuthall	118.4	33	Chris Phillips	85.2
39	18	Nigel Batchelor	107.7	34	John Bussey	118.1	18	Nigel Batchelor	84.3
40	19	Paul Grant	107.4	88	Bernardo Hartogs	117.5	20	David Wenman	83.4



Session Start: 15:33:16 - Finish: 15:51:20

Weather/Track Conditions: Overcast / Dry

Circuit: Silverstone Historic Grand Prix

Track Length: 5.857 Km - 3.6394 miles

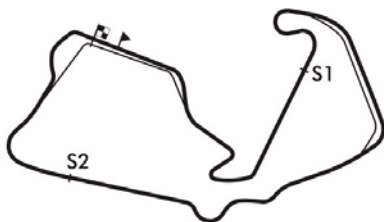
Printed: 20-07-2018 - 16:03

Silverstone Classic - 20 - 22 Jul 2018

Adrian Flux Trophy For Pre '66 Grand Prix Cars (HGPCA)

Qualifying for Race 7 - Best Sector Speeds

41	33	Chris Phillips	107.2	18	Nigel Batchelor	116.9	23	Barry Wood	82.7
42	75	Niamh Wood	106.7	19	Paul Grant	115.5	75	Niamh Wood	81.4
43	20	David Wenman	105.2	20	David Wenman	114.3	5	Michel Baudoin	81.3
44	23	Barry Wood	103.1	23	Barry Wood	113.7	34	John Bussey	79.9
45	61	Helmut Gassmann	102.3	29	Francesco Baldanza	112.0	61	Helmut Gassmann	78.1
46	66	Sid Hoole	102.3	61	Helmut Gassmann	111.7	29	Francesco Baldanza	75.4
47	29	Francesco Baldanza	101.1	66	Sid Hoole	111.3	2	Julia de Baldanza	71.0
48	70	Jean-Georges van Praet	91.3	70	Jean-Georges van Praet	98.3	70	Jean-Georges van Praet	68.6
49	2	Julia de Baldanza	88.0	2	Julia de Baldanza	93.1	16	Max Smith Hilliard	0.0
50	16	Max Smith Hilliard	0.0	16	Max Smith Hilliard	0.0	25	Tony Wood	0.0
51	26	Luc Brandts	0.0	26	Luc Brandts	0.0	26	Luc Brandts	0.0
52	35	Cliff Gray	0.0	35	Cliff Gray	0.0	35	Cliff Gray	0.0
53	40	Sam Wilson	0.0	40	Sam Wilson	0.0	40	Sam Wilson	0.0
54	79	Michael Gans	0.0	79	Michael Gans	0.0	79	Michael Gans	0.0



Session Start: 15:33:16 - Finish: 15:51:20

Weather/Track Conditions: Overcast / Dry

Circuit: Silverstone Historic Grand Prix

Track Length: 5.857 Km - 3.6394 miles

Printed: 20-07-2018 - 16:03



Silverstone Classic - 20 - 22 Jul 2018

Adrian Flux Trophy For Pre '66 Grand Prix Cars (HGPCA)

Race 7 - Starting Grid

Sheet No:

Start Time : 16:05 - Heat Duration : 20 Minutes

24	47	31 Ben Mitchell		
23	45	25 Tony Wood	46	66 Sid Hoole
22	43	70 Jean-Georges van Praet	44	2 Julia de Baldanza
21	41	61 Helmut Gassmann	42	29 Francesco Baldanza
20	39	23 Barry Wood	40	5 Michel Baudoin
19	37	34 John Bussey	38	17 Marc Valvekens
18	35	75 Niamh Wood	36	20 David Wenman
17	33	18 Nigel Batchelor	34	19 Paul Grant
16	31	33 Chris Phillips	32	28 Graham Adelman
15	29	248 Klaus Lehr	30	37 Alan Baillie
14	27	88 Bernardo Hartogs	28	21 Ian Nuthall
13	25	8 Tony Ditheridge	26	116 John Ure
12	23	42 James Willis	24	32 Larry Kinch
11	21	80 Nick Taylor	22	36 John Delane
10	19	7 Paul Griffin	20	27 Harindra de Silva
9	17	38 Tony Best	18	43 Charles Gillett
8	15	99 John Evans	16	9 Mark Daniell
7	13	73 Tom Dark	14	24 Charles McCabe
6	11	77 Geraint Owen	12	128 Eddie McGuire
5	9	14 Richard Wilson	10	30 Julian Bronson
4	7	40 Sam Wilson	8	51 Rob Hall
3	5	91 Chris Drake	6	12 Rudi Friedrichs
2	3	114 Timothy de Silva	4	10 William Nuthall
1	1	11 Jon Fairley	2	22 Peter Horsman

Pole Right

ROW

Cars 25, 66 & 31 start BOG. Cars 3, 48 & 6 withdrawn.

*Circuit: Silverstone Historic Grand Prix
Track Length: 5.857 Km - 3.6394 miles*

These results are provisional until the conclusion of any judicial and technical matters.

Clerk of the Course: Julian Floyd	Timekeeper: Nick Palmer	Issued at:
--	--------------------------------	------------



Silverstone Classic - 20 - 22 Jul 2018

Adrian Flux Trophy For Pre '66 Grand Prix Cars (HGPCA)

Race 7 - Classification

Sheet No:

POS	NO	DRIVER/S	CLASS	CLASS POS	CAR MAKE / MODEL	TIME	LAPS	GAP	DIFF	MPH	BEST	ON
1	10	William Nuthall	7B	1	Cooper T53	14:13.155	6	-- 6 laps --		92.14	2:21.355	2
2	22	Peter Horsman	12	1	Lotus 18/21	14:14.484	6	1.329	1.329	91.99	2:21.221	3
3	114	Timothy de Silva	11	1	Lotus 24	14:14.686	6	1.531	0.202	91.98	2:21.025	6
4	91	Chris Drake	7B	2	Cooper T53	14:40.833	6	27.678	26.147	89.24	2:24.806	4
5	12	Rudi Friedrichs	7B	3	Cooper T53	14:44.638	6	31.483	3.805	88.86	2:24.942	2
6	51	Rob Hall	9	1	Cooper T43/51	14:46.363	6	33.208	1.725	88.69	2:25.471	2
7	73	Tom Dark	7B	4	Cooper T51	14:46.930	6	33.775	0.567	88.63	2:25.213	3
8	9	Mark Daniell	9	2	Cooper T45	14:53.198	6	40.043	6.268	88.00	2:27.142	4
9	43	Charles Gillett	9	3	Cooper T43	14:53.589	6	40.434	0.391	87.97	2:26.797	4
10	77	Geraint Owen	8	1	Kurtis-Offenhauser 500C	15:04.827	6	51.672	11.238	86.87	2:29.224	4
11	128	Eddie McGuire	8	2	Scarab Offenhauser	15:06.333	6	53.178	1.506	86.73	2:29.337	4
12	38	Tony Best	7A	1	Ferrari 246 Dino	15:07.181	6	54.026	0.848	86.65	2:29.672	3
13	99	John Evans	12	2	Brabham BT4	15:10.400	6	57.245	3.219	86.35	2:28.569	6
14	24	Charles McCabe	7B	5	Lotus 18	15:13.761	6	1:00.606	3.361	86.03	2:29.380	4
15	25	Tony Wood	7A	2	Tec-Mec Maserati 415	15:14.173	6	1:01.018	0.412	85.99	2:27.716	5
16	42	James Willis	9	4	Cooper T45	15:22.633	6	1:09.478	8.460	85.20	2:30.717	5
17	66	Sid Hoole	11	2	Cooper T66 F1	15:24.315	6	1:11.160	1.682	85.05	2:28.168	5
18	80	Nick Taylor	10	1	Lotus 18	15:24.863	6	1:11.708	0.548	84.99	2:31.495	5
19	32	Larry Kinch	12	3	Lotus 32 Tasman	15:33.552	6	1:20.397	8.689	84.20	2:32.554	5
20	248	Klaus Lehr	6	1	Maserati 250F CM5	15:36.202	6	1:23.047	2.650	83.97	2:32.932	5
21	88	Bernardo Hartogs	10	2	Lotus 18/21	15:44.569	6	1:31.414	8.367	83.22	2:34.142	5
22	8	Tony Ditheridge	9	5	Cooper T45	15:46.362	6	1:33.207	1.793	83.06	2:34.883	5
23	116	John Ure	5	1	Cooper Bristol T24/25	15:50.227	6	1:37.072	3.865	82.72	2:35.598	5
24	37	Alan Baillie	10	3	LDS 007	15:50.367	6	1:37.212	0.140	82.71	2:36.055	3
25	28	Graham Adelman	6	2	Maserati 250F	16:04.607	6	1:51.452	14.240	81.49	2:37.241	5
26	21	Ian Nuthall	5	2	Alfa F2	16:04.821	6	1:51.666	0.214	81.47	2:36.719	5
27	17	Marc Valvekens	6	3	Gordini T16	16:10.240	6	1:57.085	5.419	81.02	2:38.009	5
28	33	Chris Phillips	5	3	Cooper Bristol T23 Mk2	16:11.067	6	1:57.912	0.827	80.95	2:38.660	5
29	19	Paul Grant	5	4	Cooper Bristol T23 Mk2	16:15.260	6	2:02.105	4.193	80.60	2:37.432	5
30	5	Michel Baudoin	9	6	Cooper T45	16:32.339	6	2:19.184	17.079	79.21	2:41.864	4
31	75	Niamh Wood	5	5	Cooper Bristol T20 Mk1	16:32.510	6	2:19.355	0.171	79.20	2:41.634	4
32	23	Barry Wood	5	6	Cooper Bristol T20 Mk1	16:35.425	6	2:22.270	2.915	78.97	2:41.785	4
33	7	Paul Griffin	7B	6	Cooper T51	14:44.310	5	-- 5 laps --	53.422	74.07	2:32.230	4
34	61	Helmut Gassmann	6	4	Connaught B4	14:53.075	5	8.765	8.765	73.35	2:52.915	4
35	29	Francesco Baldanza	10	4	Lola Mk3	15:06.193	5	21.883	13.118	72.28	2:56.811	3
36	70	Jean-Georges van Praet	5	7	Cooper Bristol T23 Mk2	15:48.407	5	1:04.097	42.214	69.07	3:02.456	4
37	2	Julia de Baldanza	4	1	Maserati A6GCM	15:51.504	5	1:07.194	3.097	68.84	3:04.423	4
38	27	Harindra de Silva	11	3	Scirocco BRM	16:39.579	5	1:55.269	48.075	65.54	2:31.825	4
39	36	John Delane	10	5	Lotus 21	15:22.237	4	-- 4 laps --	1:31.127	56.82	2:37.851	4

Car 18 & 40 - Non starters

Session Start: 16:06:05 - Finish: 16:20:15

Weather/Track Conditions: Overcast / Dry

Circuit: Silverstone Historic Grand Prix

Track Length: 5.857 Km - 3.6394 miles

These results are provisional until the conclusion of any judicial and technical matters.

Clerk of the Course: <p style="text-align: right;">Julian Floyd</p>	Timekeeper: <p style="text-align: right;">Nick Palmer</p>	Issued at:
--	--	------------



Silverstone Classic - 20 - 22 Jul 2018

Adrian Flux Trophy For Pre '66 Grand Prix Cars (HGPCA) Race 7 - Classification

Sheet No:

----- NOT CLASSIFIED -----

DNF 11	Jon Fairley	12	Brabham BT11/19	13:02.062	5	-- 5 laps --		83.76	2:21.589	2
DNF 34	John Bussey	7C	Cooper T43	13:29.379	5	27.317	27.317	80.93	2:38.376	3
DNF 20	David Wenman	5	Connaught A4	10:53.120	4	-- 4 laps --	2.474	80.24	2:39.109	4
DNF 30	Julian Bronson	8	Scarab Offenhauser	4:56.581	2	-- 2 laps --		88.35	2:27.501	2
DNF 14	Richard Wilson	7B	Cooper T51	5:01.291	2	4.710	4.710	86.97	2:28.512	2
DNF 31	Ben Mitchell	INV	Lola T60	2:53.145	1	-- 1 laps --	20.366	75.66	2:53.145	1

----- FASTEST LAP SUMMARY -----

NO	DRIVER/S	CLASS	CAR MAKE / MODEL	FASTEST LAP	ON	MPH
114	Timothy de Silva	11	Lotus 24	2:21.025	6	92.90
22	Peter Horsman	12	Lotus 18/21	2:21.221	3	92.77
10	William Nuthall	7B	Cooper T53	2:21.355	2	92.69
51	Rob Hall	9	Cooper T43/51	2:25.471	2	90.06
30	Julian Bronson	8	Scarab Offenhauser	2:27.501	2	88.82
25	Tony Wood	7A	Tec-Mec Maserati 415	2:27.716	5	88.70
80	Nick Taylor	10	Lotus 18	2:31.495	5	86.48
248	Klaus Lehr	6	Maserati 250F CM5	2:32.932	5	85.67
116	John Ure	5	Cooper Bristol T24/25	2:35.598	5	84.20
34	John Bussey	7C	Cooper T43	2:38.376	3	82.73
31	Ben Mitchell	INV	Lola T60	2:53.145	1	75.67
2	Julia de Balanza	4	Maserati A6GCM	3:04.423	4	71.04

Car 18 & 40 - Non starters

Session Start: 16:06:05 - Finish: 16:20:15
Weather/Track Conditions: Overcast / Dry
Circuit: Silverstone Historic Grand Prix
Track Length: 5.857 Km - 3.6394 miles

These results are provisional until the conclusion of any judicial and technical matters.

Clerk of the Course: <div style="text-align: right;">Julian Floyd</div>	Timekeeper: <div style="text-align: right;">Nick Palmer</div>	Issued at:
--	--	------------

Silverstone Classic - 20 - 22 Jul 2018

Adrian Flux Trophy For Pre '66 Grand Prix Cars (HGPCA)

Race 7 - Sector Analysis

2 Julia de Baldanza (4)								Maserati A6GCM							
lap	Sect-1	Speed	Sect-2	Speed	Sect-3	Speed	Laptime Pit	lap	Sect-1	Speed	Sect-2	Speed	Sect-3	Speed	Laptime Pit
1		81.4	1:35.495	102.8	37.807	72.6	3:25.695	4	57.442	95.3	1:30.411	105.0	36.570	68.8	3:04.423
2	57.133	93.9	1:31.900	102.8	38.029	72.2	3:07.062	5	57.880	91.7	1:31.453	99.9	40.358	46.7	3:09.691
3	56.403	98.5	1:30.369	98.8	37.861	74.0	3:04.633	6							

5 Michel Baudoin (9)								Cooper T45							
lap	Sect-1	Speed	Sect-2	Speed	Sect-3	Speed	Laptime Pit	lap	Sect-1	Speed	Sect-2	Speed	Sect-3	Speed	Laptime Pit
1		108.1	1:22.837	123.6	33.809	84.7	2:58.168	4	49.855	117.5	1:19.712	126.9	32.297	86.1	2:41.864
2	50.358	110.9	1:20.556	119.8	33.250	83.8	2:44.164	5	50.115	104.0	1:19.864	124.7	32.015	86.6	2:41.994
3	49.812	110.4	1:20.350	126.9	32.296	83.7	2:42.458	6	50.710	105.5	1:20.165	127.3	32.816	66.0	2:43.691

7 Paul Griffin (7B)								Cooper T51							
lap	Sect-1	Speed	Sect-2	Speed	Sect-3	Speed	Laptime Pit	lap	Sect-1	Speed	Sect-2	Speed	Sect-3	Speed	Laptime Pit
1		116.9	1:18.604	125.9	30.756	86.8	4:27.815	4	48.060	120.7	1:14.823	129.6	29.347	88.5	2:32.230
2	48.699	117.7	1:16.057	132.6	29.704	89.4	2:34.460	5	47.856	120.9	1:18.573	129.6	29.035	88.4	2:35.464
3	47.401	121.8	1:16.430	132.1	30.510	78.6	2:34.341	6							

8 Tony Ditheridge (9)								Cooper T45							
lap	Sect-1	Speed	Sect-2	Speed	Sect-3	Speed	Laptime Pit	lap	Sect-1	Speed	Sect-2	Speed	Sect-3	Speed	Laptime Pit
1		114.5	1:18.440	120.1	30.369	85.7	2:44.356	4	49.464	115.3	1:17.041	122.7	30.485	77.9	2:36.990
2	48.177	117.7	1:18.198	127.3	29.772	86.8	2:36.147	5	48.624	108.8	1:16.276	127.3	29.983	85.3	2:34.883
3	49.745	104.0	1:18.408	126.6	30.213	82.5	2:38.366	6	48.492	113.2	1:16.253	128.1	30.875	34.5	2:35.620

9 Mark Daniell (9)								Cooper T45							
lap	Sect-1	Speed	Sect-2	Speed	Sect-3	Speed	Laptime Pit	lap	Sect-1	Speed	Sect-2	Speed	Sect-3	Speed	Laptime Pit
1		120.3	1:14.646	135.3	28.542	94.8	2:33.740	4	45.848	124.0	1:13.158	132.9	28.136	92.8	2:27.142
2	46.759	117.9	1:14.235	135.6	28.457	92.2	2:29.451	5	45.591	123.8	1:13.583	134.2	28.074	94.5	2:27.248
3	45.751	124.7	1:13.629	131.1	28.422	91.1	2:27.802	6	46.237	122.7	1:12.704	134.5	28.874	76.9	2:27.815

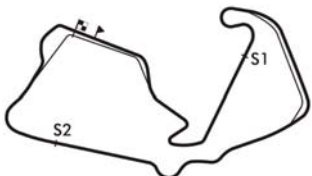
10 William Nuthall (7B)								Cooper T53							
lap	Sect-1	Speed	Sect-2	Speed	Sect-3	Speed	Laptime Pit	lap	Sect-1	Speed	Sect-2	Speed	Sect-3	Speed	Laptime Pit
1		115.5	1:11.938	134.5	26.995	98.1	2:23.757	4	44.370	125.2	1:11.480	134.2	27.427	98.0	2:23.277
2	43.932	124.0	1:10.784	133.7	26.639	98.5	2:21.355	5	43.512	123.8	1:10.614	135.6	27.258	97.1	2:21.384
3	43.920	126.4	1:10.568	138.7	27.058	89.7	2:21.546	6	44.323	122.9	1:10.752	134.5	26.761	97.4	2:21.836

11 Jon Fairley (12)								Brabham BT11/19							
lap	Sect-1	Speed	Sect-2	Speed	Sect-3	Speed	Laptime Pit	lap	Sect-1	Speed	Sect-2	Speed	Sect-3	Speed	Laptime Pit
1		122.9	1:11.308	133.2	27.436	98.8	2:22.742	4	44.363	125.7	1:11.732	135.8	29.000	88.3	2:25.095
2	44.205	123.1	1:10.500	132.1	26.884	96.8	2:21.589	5	59.200	63.7	1:51.039	70.5	In		3:30.387 P
3	44.655	124.3	1:10.525	133.4	27.069	88.4	2:22.249	6							

12 Rudi Friedrichs (7B)								Cooper T53							
lap	Sect-1	Speed	Sect-2	Speed	Sect-3	Speed	Laptime Pit	lap	Sect-1	Speed	Sect-2	Speed	Sect-3	Speed	Laptime Pit
1		122.9	1:13.182	143.4	28.176	98.4	2:25.556	4	45.098	124.3	1:12.919	137.8	28.203	95.1	2:26.220
2	44.638	129.3	1:11.836	144.0	28.468	98.8	2:24.942	5	46.810	122.9	1:12.741	136.4	28.939	94.5	2:28.490
3	44.889	119.2	1:13.034	143.4	28.357	98.7	2:26.280	6	48.968	117.9	1:15.369	129.6	28.813	94.1	2:33.150

14 Richard Wilson (7B)								Cooper T51							
lap	Sect-1	Speed	Sect-2	Speed	Sect-3	Speed	Laptime Pit	lap	Sect-1	Speed	Sect-2	Speed	Sect-3	Speed	Laptime Pit
1		122.7	1:14.598	130.6	29.335	94.4	2:32.779	2	47.165	118.4	1:13.390	132.9	27.957	95.1	2:28.512

17 Marc Valvekens (6)								Gordini T16							
lap	Sect-1	Speed	Sect-2	Speed	Sect-3	Speed	Laptime Pit	lap	Sect-1	Speed	Sect-2	Speed	Sect-3	Speed	Laptime Pit
1		108.1	1:21.656	119.0	31.312	81.0	2:53.976	4	49.581	108.9	1:19.462	124.7	29.619	83.9	2:38.662
2	51.416	108.1	1:20.319	119.2	30.237	86.3	2:41.972	5	49.717	110.7	1:18.684	122.7	29.608	87.2	2:38.009
3	49.907	106.2	1:19.531	120.5	30.062	86.3	2:39.500	6	49.046	108.4	1:18.409	123.6	30.666	69.1	2:38.121



Session Start: 16:06:05 - Finish: 16:20:15

Weather/Track Conditions: Overcast / Dry

Circuit: Silverstone Historic Grand Prix

Track Length: 5.857 Km - 3.6394 miles

Printed: 21-07-2018 - 16:33

Silverstone Classic - 20 - 22 Jul 2018

Adrian Flux Trophy For Pre '66 Grand Prix Cars (HGPCA)

Race 7 - Sector Analysis

19 Paul Grant (5)								Cooper Bristol T23 Mk2							
lap	Sect-1	Speed	Sect-2	Speed	Sect-3	Speed	Laptime Pit	lap	Sect-1	Speed	Sect-2	Speed	Sect-3	Speed	Laptime Pit
1		105.4	1:20.182	120.1	31.339	81.9	2:50.267	4	49.942	107.4	1:19.810	116.3	29.503	82.1	2:39.255
2	50.594	108.1	1:19.023	116.5	30.862	82.8	2:40.479	5	49.076	109.5	1:19.461	117.7	28.895	85.7	2:37.432
3	49.465	108.2	1:19.715	117.1	30.655	83.9	2:39.835	6	48.870	108.4	1:19.325	117.1	39.797	7.2	2:47.992

20 David Wenman (5)								Connaught A4							
lap	Sect-1	Speed	Sect-2	Speed	Sect-3	Speed	Laptime Pit	lap	Sect-1	Speed	Sect-2	Speed	Sect-3	Speed	Laptime Pit
1		105.7	1:21.364	114.5	30.604	79.3	2:52.181	3	51.004	104.0	1:20.056	113.4	29.139	83.4	2:40.199
2	50.733	104.7	1:21.025	113.2	29.873	81.8	2:41.631	4	50.132	104.9	1:19.603	113.6	29.374	85.2	2:39.109

21 Ian Nuthall (5)								Alta F2							
lap	Sect-1	Speed	Sect-2	Speed	Sect-3	Speed	Laptime Pit	lap	Sect-1	Speed	Sect-2	Speed	Sect-3	Speed	Laptime Pit
1		107.9	1:19.667	119.4	32.299	79.3	2:50.569	4	49.946	110.7	1:19.584	117.7	29.698	86.5	2:39.228
2	50.410	110.4	1:19.248	118.8	31.146	81.2	2:40.804	5	49.035	110.7	1:18.095	118.1	29.589	86.3	2:36.719
3	48.950	110.2	1:19.603	118.1	30.923	85.3	2:39.476	6	48.584	110.4	1:18.505	116.9	30.936	75.1	2:38.025

22 Peter Horsman (12)								Lotus 18/21							
lap	Sect-1	Speed	Sect-2	Speed	Sect-3	Speed	Laptime Pit	lap	Sect-1	Speed	Sect-2	Speed	Sect-3	Speed	Laptime Pit
1		133.7	1:12.025	142.8	27.336	95.3	2:24.811	4	43.918	133.2	1:10.279	144.3	27.900	98.5	2:22.097
2	44.689	128.6	1:10.955	144.3	27.069	96.1	2:22.713	5	44.272	131.8	1:10.942	145.3	26.816	96.8	2:22.030
3	43.843	134.5	1:10.532	145.3	26.846	94.1	2:21.221	6	44.456	129.3	1:10.300	144.6	26.856	97.1	2:21.612

23 Barry Wood (5)								Cooper Bristol T20 Mk1							
lap	Sect-1	Speed	Sect-2	Speed	Sect-3	Speed	Laptime Pit	lap	Sect-1	Speed	Sect-2	Speed	Sect-3	Speed	Laptime Pit
1		98.3	1:24.152	115.9	31.860	83.0	2:59.218	4	50.575	99.7	1:20.666	114.7	30.544	86.3	2:41.785
2	51.132	99.4	1:21.699	117.1	30.787	84.0	2:43.618	5	50.006	104.9	1:21.629	115.3	30.565	85.1	2:42.200
3	50.664	103.4	1:22.651	113.9	30.752	84.9	2:44.067	6	51.417	99.1	1:21.652	114.5	31.468	67.0	2:44.537

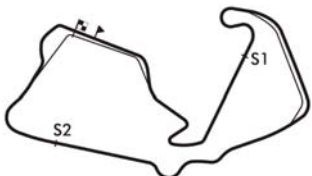
24 Charles McCabe (7B)								Lotus 18							
lap	Sect-1	Speed	Sect-2	Speed	Sect-3	Speed	Laptime Pit	lap	Sect-1	Speed	Sect-2	Speed	Sect-3	Speed	Laptime Pit
1		116.7	1:15.682	133.7	30.136	87.4	2:38.577	4	46.148	119.4	1:13.163	131.6	30.069	85.3	2:29.380
2	46.007	130.1	1:14.313	127.1	30.161	94.5	2:30.481	5	45.937	131.1	1:16.483	131.1	32.111	89.7	2:34.531
3	46.002	128.1	1:14.624	135.0	30.144	97.1	2:30.770	6	47.226	126.4	1:12.863	140.7	29.933	94.1	2:30.022

25 Tony Wood (7A)								Tec-Mec Maserati 415							
lap	Sect-1	Speed	Sect-2	Speed	Sect-3	Speed	Laptime Pit	lap	Sect-1	Speed	Sect-2	Speed	Sect-3	Speed	Laptime Pit
1		113.7	1:15.916	134.5	29.156	90.7	2:47.567	4	47.217	121.6	1:14.963	135.0	27.882	91.4	2:30.062
2	46.900	122.0	1:15.544	134.5	29.058	86.1	2:31.502	5	45.855	123.6	1:13.547	135.0	28.314	86.4	2:27.716
3	46.798	120.7	1:13.498	133.7	28.027	89.4	2:28.323	6	48.104	119.8	1:12.848	136.4	28.051	90.6	2:29.003

27 Harindra de Silva (11)								Scirocco BRM							
lap	Sect-1	Speed	Sect-2	Speed	Sect-3	Speed	Laptime Pit	lap	Sect-1	Speed	Sect-2	Speed	Sect-3	Speed	Laptime Pit
1		116.7	1:16.588	130.1	28.989	89.8	2:38.941	4	47.271	119.4	1:14.758	127.8	29.796	89.0	2:31.825
2	47.423	118.8	1:28.419	88.2	In		2:57.458 P	5	48.669	111.1	1:15.276	128.1	44.524	27.4	2:48.469
3	Out	117.1	1:15.683	126.6	28.842	90.9	5:42.886 P	6							

28 Graham Adelman (6)								Maserati 250F							
lap	Sect-1	Speed	Sect-2	Speed	Sect-3	Speed	Laptime Pit	lap	Sect-1	Speed	Sect-2	Speed	Sect-3	Speed	Laptime Pit
1		114.9	1:19.112	111.8	32.876	87.7	2:49.912	4	48.666	110.2	1:18.031	122.9	31.787	90.1	2:38.484
2	49.505	103.2	1:19.170	124.7	32.487	84.8	2:41.162	5	48.514	110.2	1:17.912	125.9	30.815	87.0	2:37.241
3	49.823	103.2	1:18.624	127.3	30.828	86.4	2:39.275	6	48.980	109.1	1:18.801	128.6	30.752	66.0	2:38.533

29 Francesco Baldanza (10)								Lola Mk3							
lap	Sect-1	Speed	Sect-2	Speed	Sect-3	Speed	Laptime Pit	lap	Sect-1	Speed	Sect-2	Speed	Sect-3	Speed	Laptime Pit
1		96.7	1:29.856	108.1	35.912	76.0	3:11.415	4	54.570	90.6	1:28.290	108.6	34.346	79.5	2:57.206
2	55.852	91.9	1:30.819	106.0	35.262	78.3	3:01.933	5	56.479	90.2	1:27.697	111.7	34.652	81.2	2:58.828
3	55.525	97.4	1:26.956	114.3	34.330	77.2	2:56.811	6							



Session Start: 16:06:05 - Finish: 16:20:15

Weather/Track Conditions: Overcast / Dry

Circuit: Silverstone Historic Grand Prix

Track Length: 5.857 Km - 3.6394 miles

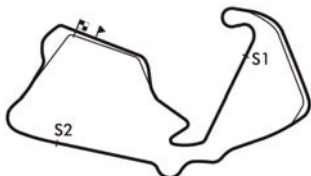
Printed: 21-07-2018 - 16:33

Silverstone Classic - 20 - 22 Jul 2018

Adrian Flux Trophy For Pre '66 Grand Prix Cars (HGPCA)

Race 7 - Sector Analysis

30 Julian Bronson (8)								Scarab Offenhauser							
lap	Sect-1	Speed	Sect-2	Speed	Sect-3	Speed	Laptime Pit	lap	Sect-1	Speed	Sect-2	Speed	Sect-3	Speed	Laptime Pit
1		118.4	1:13.430	136.7	28.149	93.7	2:29.080	2	45.834	116.5	1:13.593	134.5	28.074	93.2	2:27.501
31 Ben Mitchell (INV)								Lola T60							
lap	Sect-1	Speed	Sect-2	Speed	Sect-3	Speed	Laptime Pit	lap	Sect-1	Speed	Sect-2	Speed	Sect-3	Speed	Laptime Pit
1		114.5	1:19.947	121.1	28.259	88.1	2:53.145	2							
32 Larry Kinch (12)								Lotus 32 Tasman							
lap	Sect-1	Speed	Sect-2	Speed	Sect-3	Speed	Laptime Pit	lap	Sect-1	Speed	Sect-2	Speed	Sect-3	Speed	Laptime Pit
1		118.6	1:17.718	116.5	30.312	87.7	2:43.951	4	47.447	121.8	1:17.508	132.9	29.208	88.4	2:34.163
2	47.966	121.6	1:17.607	135.0	29.407	85.7	2:34.980	5	47.543	124.3	1:15.720	135.3	29.291	86.7	2:32.554
3	48.454	120.9	1:15.931	136.7	29.395	88.5	2:33.780	6	47.125	122.9	1:16.727	135.8	30.272	58.2	2:34.124
33 Chris Phillips (5)								Cooper Bristol T23 Mk2							
lap	Sect-1	Speed	Sect-2	Speed	Sect-3	Speed	Laptime Pit	lap	Sect-1	Speed	Sect-2	Speed	Sect-3	Speed	Laptime Pit
1		108.1	1:20.117	118.8	31.309	77.3	2:50.668	4	50.155	105.0	1:20.182	116.9	29.462	83.8	2:39.799
2	50.916	103.7	1:19.020	119.2	31.020	79.0	2:40.956	5	49.909	107.0	1:19.410	116.7	29.341	82.5	2:38.660
3	50.635	107.4	1:19.083	117.1	29.715	83.4	2:39.433	6	50.526	106.9	1:19.011	116.3	32.014	25.7	2:41.551
34 John Bussey (7C)								Cooper T43							
lap	Sect-1	Speed	Sect-2	Speed	Sect-3	Speed	Laptime Pit	lap	Sect-1	Speed	Sect-2	Speed	Sect-3	Speed	Laptime Pit
1		105.7	1:19.712	116.9	31.397	79.6	2:51.994	4	49.415	112.0	1:19.418	117.7	29.960	85.8	2:38.793
2	51.610	108.9	1:19.082	121.4	30.791	80.1	2:41.483	5	50.069	111.5	1:18.892	120.5	29.772	82.0	2:38.733
3	49.647	112.0	1:18.492	120.9	30.237	85.4	2:38.376	6							
36 John Delane (10)								Lotus 21							
lap	Sect-1	Speed	Sect-2	Speed	Sect-3	Speed	Laptime Pit	lap	Sect-1	Speed	Sect-2	Speed	Sect-3	Speed	Laptime Pit
1		113.7	1:21.213	89.6	In		3:12.618 P	3	Out	107.4	1:23.864	125.4	30.721	75.7	5:17.881 P
2	Out	107.5	1:22.095	111.3	In		4:13.887 P	4	50.911	115.9	1:17.665	121.4	29.275	81.6	2:37.851
37 Alan Baillie (10)								LDS 007							
lap	Sect-1	Speed	Sect-2	Speed	Sect-3	Speed	Laptime Pit	lap	Sect-1	Speed	Sect-2	Speed	Sect-3	Speed	Laptime Pit
1		115.1	1:19.803	118.1	30.537	84.6	2:47.294	4	49.122	115.1	1:18.488	120.3	28.821	84.1	2:36.431
2	48.697	114.1	1:18.500	125.0	29.352	84.8	2:36.549	5	50.064	116.5	1:18.457	116.3	28.716	88.9	2:37.237
3	48.516	118.6	1:18.159	120.5	29.380	82.1	2:36.055	6	48.107	114.9	1:18.882	114.7	29.812	62.4	2:36.801
38 Tony Best (7A)								Ferrari 246 Dino							
lap	Sect-1	Speed	Sect-2	Speed	Sect-3	Speed	Laptime Pit	lap	Sect-1	Speed	Sect-2	Speed	Sect-3	Speed	Laptime Pit
1		118.4	1:15.326	133.9	28.530	89.4	2:35.658	4	46.909	120.9	1:14.766	131.6	28.029	89.5	2:29.704
2	46.752	114.9	1:15.404	133.4	28.113	88.9	2:30.269	5	46.673	120.3	1:16.880	132.6	28.560	91.2	2:32.113
3	46.793	118.4	1:14.635	133.2	28.244	88.3	2:29.672	6	47.169	119.4	1:14.641	132.1	27.955	89.2	2:29.765
42 James Willis (9)								Cooper T45							
lap	Sect-1	Speed	Sect-2	Speed	Sect-3	Speed	Laptime Pit	lap	Sect-1	Speed	Sect-2	Speed	Sect-3	Speed	Laptime Pit
1		116.3	1:16.885	129.3	29.100	81.0	2:40.225	4	47.734	111.8	1:16.918	125.7	29.058	89.2	2:33.710
2	47.707	110.9	1:16.118	126.9	28.939	90.9	2:32.764	5	47.152	113.4	1:14.936	126.4	28.629	89.7	2:30.717
3	47.160	114.9	1:16.147	126.4	28.798	85.5	2:32.105	6	49.154	112.2	1:15.327	126.4	28.631	89.5	2:33.112
43 Charles Gillett (9)								Cooper T43							
lap	Sect-1	Speed	Sect-2	Speed	Sect-3	Speed	Laptime Pit	lap	Sect-1	Speed	Sect-2	Speed	Sect-3	Speed	Laptime Pit
1		117.5	1:14.412	133.9	27.730	92.3	2:34.212	4	45.354	122.7	1:13.291	131.8	28.152	85.1	2:26.797
2	47.157	121.6	1:14.814	135.0	28.488	92.4	2:30.459	5	46.047	120.9	1:13.251	132.4	28.050	86.6	2:27.348
3	46.445	122.0	1:13.517	131.3	27.840	94.9	2:27.802	6	45.937	122.0	1:13.064	130.3	27.970	88.9	2:26.971
51 Rob Hall (9)								Cooper T43/51							
lap	Sect-1	Speed	Sect-2	Speed	Sect-3	Speed	Laptime Pit	lap	Sect-1	Speed	Sect-2	Speed	Sect-3	Speed	Laptime Pit
1		123.6	1:13.135	128.8	27.481	93.3	2:27.567	4	45.775	120.5	1:13.651	127.6	27.383	92.1	2:26.809
2	45.245	120.9	1:13.021	129.3	27.205	91.7	2:25.471	5	46.827	116.3	1:14.626	120.3	27.763	86.8	2:29.216
3	45.584	117.3	1:13.036	129.6	28.132	90.2	2:26.752	6	47.239	109.8	1:14.742	118.6	28.567	85.3	2:30.548



Session Start: 16:06:05 - Finish: 16:20:15

Weather/Track Conditions: Overcast / Dry

Circuit: Silverstone Historic Grand Prix

Track Length: 5.857 Km - 3.6394 miles

Printed: 21-07-2018 - 16:33

Silverstone Classic - 20 - 22 Jul 2018

Adrian Flux Trophy For Pre '66 Grand Prix Cars (HGPCA)

Race 7 - Sector Analysis

61 Helmut Gassmann (6)								Connaught B4							
lap	Sect-1	Speed	Sect-2	Speed	Sect-3	Speed	Laptime Pit	lap	Sect-1	Speed	Sect-2	Speed	Sect-3	Speed	Laptime Pit
1		94.8	1:27.420	109.1	35.942	76.2	3:13.444	4	53.682	102.9	1:24.699	116.7	34.534	75.3	2:52.915
2	54.602	95.7	1:26.278	110.4	35.817	79.4	2:56.697	5	53.646	109.3	1:25.476	118.6	36.581	78.3	2:55.703
3	54.323	100.2	1:25.483	118.4	34.510	80.0	2:54.316	6							

66 Sid Hoole (11)								Cooper T66 F1							
lap	Sect-1	Speed	Sect-2	Speed	Sect-3	Speed	Laptime Pit	lap	Sect-1	Speed	Sect-2	Speed	Sect-3	Speed	Laptime Pit
1		108.8	1:17.436	122.2	30.128	81.0	2:50.880	4	46.217	120.9	1:14.399	135.0	28.842	91.4	2:29.458
2	48.145	114.5	1:15.179	119.6	29.143	90.4	2:32.467	5	46.119	115.9	1:13.921	115.7	28.128	92.7	2:28.168
3	47.397	114.7	1:15.871	130.6	28.976	91.6	2:32.244	6	47.471	117.1	1:13.801	130.8	29.826	61.9	2:31.098

70 Jean-Georges van Praet (5)								Cooper Bristol T23 Mk2							
lap	Sect-1	Speed	Sect-2	Speed	Sect-3	Speed	Laptime Pit	lap	Sect-1	Speed	Sect-2	Speed	Sect-3	Speed	Laptime Pit
1		91.2	1:35.077	95.2	38.121	67.9	3:29.057	4	56.284	94.9	1:30.829	105.5	35.343	70.7	3:02.456
2	58.506	99.0	1:32.793	99.9	36.846	69.5	3:08.145	5	57.483	100.8	1:29.631	101.8	36.579	59.8	3:03.693
3	56.981	102.8	1:31.832	98.5	36.243	67.4	3:05.056	6							

73 Tom Dark (7B)								Cooper T51							
lap	Sect-1	Speed	Sect-2	Speed	Sect-3	Speed	Laptime Pit	lap	Sect-1	Speed	Sect-2	Speed	Sect-3	Speed	Laptime Pit
1		125.0	1:14.324	152.2	29.221	93.7	2:32.551	4	45.279	133.2	1:16.202	136.4	27.763	92.8	2:29.244
2	47.095	132.4	1:12.109	140.7	28.116	83.8	2:27.320	5	45.609	123.8	1:12.715	141.6	28.398	91.8	2:26.722
3	45.685	125.2	1:11.715	143.1	27.813	79.5	2:25.213	6	45.697	127.1	1:12.051	137.0	28.132	91.6	2:25.880

75 Niamh Wood (5)								Cooper Bristol T20 Mk1							
lap	Sect-1	Speed	Sect-2	Speed	Sect-3	Speed	Laptime Pit	lap	Sect-1	Speed	Sect-2	Speed	Sect-3	Speed	Laptime Pit
1		97.7	1:23.710	119.2	33.885	76.8	2:58.799	4	50.652	103.7	1:20.252	119.0	30.730	82.4	2:41.634
2	52.797	103.6	1:21.156	119.2	30.750	81.0	2:44.703	5	50.642	105.8	1:20.364	118.8	31.072	83.1	2:42.078
3	50.532	107.7	1:21.011	118.8	30.509	83.1	2:42.052	6	50.956	101.8	1:20.605	118.8	31.683	68.3	2:43.244

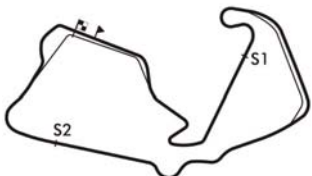
77 Geraint Owen (8)								Kurtis-Offenhauser 500C							
lap	Sect-1	Speed	Sect-2	Speed	Sect-3	Speed	Laptime Pit	lap	Sect-1	Speed	Sect-2	Speed	Sect-3	Speed	Laptime Pit
1		123.4	1:14.722	141.9	28.951	89.0	2:32.014	4	46.083	122.9	1:14.675	141.3	28.466	93.5	2:29.224
2	48.261	112.8	1:14.961	142.8	28.854	93.7	2:32.076	5	46.155	119.4	1:15.927	140.4	28.964	92.9	2:31.046
3	46.355	121.1	1:15.222	141.6	28.475	92.9	2:30.052	6	47.014	123.1	1:14.423	142.5	28.978	93.1	2:30.415

80 Nick Taylor (10)								Lotus 18							
lap	Sect-1	Speed	Sect-2	Speed	Sect-3	Speed	Laptime Pit	lap	Sect-1	Speed	Sect-2	Speed	Sect-3	Speed	Laptime Pit
1		114.9	1:18.763	121.1	28.131	90.2	2:41.442	4	47.337	115.3	1:16.361	121.6	29.684	89.8	2:33.382
2	46.832	116.3	1:16.801	122.5	28.209	91.6	2:31.842	5	47.398	114.5	1:16.282	122.9	27.815	90.7	2:31.495
3	47.157	115.3	1:16.121	125.9	29.118	87.6	2:32.396	6	48.276	112.2	1:17.505	122.2	28.525	78.8	2:34.306

88 Bernardo Hartogs (10)								Lotus 18/21							
lap	Sect-1	Speed	Sect-2	Speed	Sect-3	Speed	Laptime Pit	lap	Sect-1	Speed	Sect-2	Speed	Sect-3	Speed	Laptime Pit
1		109.3	1:19.972	120.7	29.803	81.5	2:45.988	4	50.786	111.7	1:17.027	120.7	28.573	84.2	2:36.386
2	49.235	112.4	1:18.255	120.9	29.304	87.8	2:36.794	5	48.385	109.3	1:16.752	118.4	29.005	88.1	2:34.142
3	49.378	109.7	1:17.003	121.1	29.983	75.7	2:36.364	6	48.652	108.9	1:16.685	117.9	29.558	75.7	2:34.895

91 Chris Drake (7B)								Cooper T53							
lap	Sect-1	Speed	Sect-2	Speed	Sect-3	Speed	Laptime Pit	lap	Sect-1	Speed	Sect-2	Speed	Sect-3	Speed	Laptime Pit
1		117.9	1:13.839	132.6	27.992	93.2	2:28.497	4	44.650	116.7	1:12.573	131.8	27.583	92.9	2:24.806
2	45.535	120.3	1:12.462	133.2	27.431	93.9	2:25.428	5	46.361	116.5	1:12.664	134.8	27.533	93.2	2:26.558
3	44.655	122.7	1:12.490	131.6	28.000	93.7	2:25.145	6	48.382	115.1	1:14.547	129.1	27.470	94.0	2:30.399

99 John Evans (12)								Brabham BT4							
lap	Sect-1	Speed	Sect-2	Speed	Sect-3	Speed	Laptime Pit	lap	Sect-1	Speed	Sect-2	Speed	Sect-3	Speed	Laptime Pit
1		110.0	1:14.812	141.0	29.091	95.5	2:36.287	4	46.374	111.5	1:14.104	139.2	28.814	96.3	2:29.292
2	46.312	125.0	1:15.395	132.4	29.907	88.9	2:31.614	5	45.969	121.4	1:19.194	136.7	30.348	79.0	2:35.511
3	45.998	114.5	1:14.469	139.2	28.660	95.5	2:29.127	6	45.544	128.6	1:13.848	134.8	29.177	96.1	2:28.569



Session Start: 16:06:05 - Finish: 16:20:15

Weather/Track Conditions: Overcast / Dry

Circuit: Silverstone Historic Grand Prix

Track Length: 5.857 Km - 3.6394 miles

Printed: 21-07-2018 - 16:33

Silverstone Classic - 20 - 22 Jul 2018

Adrian Flux Trophy For Pre '66 Grand Prix Cars (HGPCA)

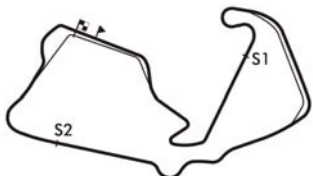
Race 7 - Sector Analysis

114 Timothy de Silva (11)								Lotus 24							
lap	Sect-1	Speed	Sect-2	Speed	Sect-3	Speed	Laptime Pit	lap	Sect-1	Speed	Sect-2	Speed	Sect-3	Speed	Laptime Pit
1		125.7	1:12.196	132.9	27.452	96.1	2:24.998	4	44.342	125.9	1:11.169	133.7	27.436	94.5	2:22.947
2	44.557	126.6	1:10.677	132.9	26.234	92.4	2:21.468	5	44.706	123.8	1:11.773	133.9	26.557	92.9	2:23.036
3	44.266	126.6	1:10.789	133.9	26.157	93.3	2:21.212	6	44.385	125.0	1:10.361	133.7	26.279	95.3	2:21.025

116 John Ure (5)								Cooper Bristol T24/25							
lap	Sect-1	Speed	Sect-2	Speed	Sect-3	Speed	Laptime Pit	lap	Sect-1	Speed	Sect-2	Speed	Sect-3	Speed	Laptime Pit
1		111.7	1:18.736	122.0	29.826	85.4	2:45.289	4	49.590	108.8	1:18.131	121.4	28.861	84.7	2:36.582
2	48.679	106.5	1:18.732	118.8	28.888	87.0	2:36.299	5	48.864	110.6	1:18.391	117.7	28.343	87.2	2:35.598
3	49.247	109.8	1:20.410	119.8	29.090	82.1	2:38.747	6	48.269	109.8	1:18.777	117.1	30.666	62.1	2:37.712

128 Eddie McGuire (8)								Scarab Offenhauser							
lap	Sect-1	Speed	Sect-2	Speed	Sect-3	Speed	Laptime Pit	lap	Sect-1	Speed	Sect-2	Speed	Sect-3	Speed	Laptime Pit
1		125.2	1:14.939	137.8	28.617	91.3	2:33.574	4	46.063	125.2	1:14.415	137.8	28.859	90.6	2:29.337
2	47.166	119.4	1:15.151	138.1	28.583	91.2	2:30.900	5	46.140	125.7	1:17.655	135.8	28.672	88.3	2:32.467
3	47.040	124.0	1:14.777	136.4	28.748	92.7	2:30.565	6	47.030	126.9	1:13.678	135.8	28.782	87.4	2:29.490

248 Klaus Lehr (6)								Maserati 250F CM5							
lap	Sect-1	Speed	Sect-2	Speed	Sect-3	Speed	Laptime Pit	lap	Sect-1	Speed	Sect-2	Speed	Sect-3	Speed	Laptime Pit
1		108.6	1:18.860	131.1	29.988	87.7	2:44.972	4	47.775	114.1	1:16.038	133.7	29.468	82.0	2:33.281
2	47.896	111.8	1:18.102	127.6	29.857	89.8	2:35.855	5	47.883	110.4	1:15.565	132.4	29.484	90.7	2:32.932
3	49.208	111.7	1:16.205	125.7	30.409	88.5	2:35.822	6	47.663	115.3	1:16.006	132.9	29.671	72.4	2:33.340



Session Start: 16:06:05 - Finish: 16:20:15

Weather/Track Conditions: Overcast / Dry

Circuit: Silverstone Historic Grand Prix

Track Length: 5.857 Km - 3.6394 miles

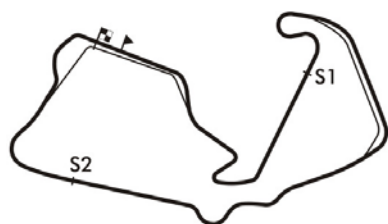
Printed: 21-07-2018 - 16:33

Silverstone Classic - 20 - 22 Jul 2018

Adrian Flux Trophy For Pre '66 Grand Prix Cars (HGPCA)

Race 7 - Best Sector Times

SECTOR 1			SECTOR 2			SECTOR 3			IDEAL / BEST LAP COMPARISON						
NO	TIME	LAP	NO	TIME	LAP	NO	TIME	LAP	NO	NAME	BEST	IN	IDEAL	DIFF	
1	10	43.512	5	22	1:10.279	4	114	26.157	3	114	Timothy de Silva	2:21.025	6	2:20.784	+0.241
2	22	43.843	3	114	1:10.361	6	10	26.639	2	22	Peter Horsman	2:21.221	3	2:20.938	+0.283
3	11	44.205	2	11	1:10.500	2	22	26.816	5	10	William Nuthall	2:21.355	2	2:20.719	+0.636
4	114	44.266	3	10	1:10.568	3	11	26.884	2	91	Chris Drake	2:24.806	4	2:24.543	+0.263
5	12	44.638	2	73	1:11.715	3	51	27.205	2	12	Rudi Friedrichs	2:24.942	2	2:24.650	+0.292
6	91	44.650	4	12	1:11.836	2	91	27.431	2	73	Tom Dark	2:25.213	3	2:24.757	+0.456
7	51	45.245	2	91	1:12.462	2	43	27.730	1	51	Rob Hall	2:25.471	2	2:25.471	+0.000
8	73	45.279	4	9	1:12.704	6	73	27.763	4	43	Charles Gillett	2:26.797	4	2:26.148	+0.649
9	43	45.354	4	25	1:12.848	6	80	27.815	5	9	Mark Daniell	2:27.142	4	2:26.369	+0.773
10	99	45.544	6	24	1:12.863	6	25	27.882	4	25	Tony Wood	2:27.716	5	2:26.585	+1.131
11	9	45.591	5	51	1:13.021	2	38	27.955	6	66	Sid Hoole	2:28.168	5	2:28.048	+0.120
12	14	45.631	3	43	1:13.064	6	14	27.957	2	99	John Evans	2:28.569	6	2:28.052	+0.517
13	30	45.834	2	14	1:13.390	2	9	28.074	5	77	Geraint Owen	2:29.224	4	2:28.972	+0.252
14	25	45.855	5	30	1:13.430	1	30	28.074	2	128	Eddie McGuire	2:29.337	4	2:28.324	+1.013
15	24	45.937	5	128	1:13.678	6	66	28.128	5	24	Charles McCabe	2:29.380	4	2:28.733	+0.647
16	128	46.063	4	66	1:13.801	6	12	28.176	1	38	Tony Best	2:29.672	3	2:29.263	+0.409
17	77	46.083	4	99	1:13.848	6	31	28.259	1	42	James Willis	2:30.717	5	2:30.717	+0.000
18	66	46.119	5	77	1:14.423	6	116	28.343	5	80	Nick Taylor	2:31.495	5	2:30.768	+0.727
19	38	46.673	5	38	1:14.635	3	77	28.466	4	27	Harindra de Silva	2:31.825	4	2:30.871	+0.954
20	80	46.832	2	27	1:14.758	4	88	28.573	4	7	Paul Griffin	2:32.230	4	2:31.259	+0.971
21	32	47.125	6	7	1:14.823	4	128	28.583	2	32	Larry Kinch	2:32.554	5	2:32.053	+0.501
22	42	47.152	5	42	1:14.936	5	42	28.629	5	248	Klaus Lehr	2:32.932	5	2:32.696	+0.236
23	27	47.271	4	248	1:15.565	5	99	28.660	3	88	Bernardo Hartogs	2:34.142	5	2:33.643	+0.499
24	7	47.401	3	32	1:15.720	5	37	28.716	5	8	Tony Ditheridge	2:34.883	5	2:34.202	+0.681
25	248	47.663	6	80	1:16.121	3	27	28.842	3	116	John Ure	2:35.598	5	2:34.743	+0.855
26	37	48.107	6	8	1:16.253	6	19	28.895	5	37	Alan Baillie	2:36.055	3	2:34.982	+1.073
27	8	48.177	2	88	1:16.685	6	7	29.035	5	21	Ian Nuthall	2:36.719	5	2:36.268	+0.451
28	116	48.269	6	36	1:17.665	4	20	29.139	3	28	Graham Adelman	2:37.241	5	2:37.178	+0.063
29	88	48.385	5	28	1:17.912	5	32	29.208	4	19	Paul Grant	2:37.432	5	2:36.788	+0.644
30	28	48.514	5	21	1:18.095	5	36	29.275	4	36	John Delane	2:37.851	4	2:37.851	+0.000
31	21	48.584	6	116	1:18.131	4	33	29.341	5	17	Marc Valvekens	2:38.009	5	2:37.063	+0.946
32	19	48.870	6	37	1:18.159	3	248	29.468	4	33	Chris Phillips	2:38.660	5	2:38.261	+0.399
33	17	49.046	6	34	1:18.269	6	21	29.589	5	75	Niamh Wood	2:41.634	4	2:41.293	+0.341
34	31	49.300	1	17	1:18.409	6	17	29.608	5	23	Barry Wood	2:41.785	4	2:41.216	+0.569
35	34	49.415	4	33	1:19.011	6	8	29.772	2	5	Michel Baudoin	2:41.864	4	2:41.539	+0.325
36	5	49.812	3	19	1:19.023	2	34	29.772	5	61	Helmut Gassmann	2:52.915	4	2:52.855	+0.060
37	33	49.909	5	20	1:19.603	4	24	29.933	6	29	Francesco Baldanza	2:56.811	3	2:55.856	+0.955
38	23	50.006	5	5	1:19.712	4	75	30.509	3	70	Jean-Georges van F	3:02.456	4	3:01.258	+1.198
39	20	50.132	4	31	1:19.947	1	23	30.544	4	2	Julia de Baldanza	3:04.423	4	3:03.342	+1.081
40	75	50.532	3	75	1:20.252	4	28	30.752	6	11	Jon Fairley	2:21.589	2	2:21.589	+0.000
41	36	50.911	4	23	1:20.666	4	5	32.015	5	30	Julian Bronson	2:27.501	2	2:27.338	+0.163
42	61	53.646	5	61	1:24.699	4	29	34.330	3	14	Richard Wilson	2:28.512	2	2:26.978	+1.534
43	29	54.570	4	29	1:26.956	3	61	34.510	3	34	John Bussey	2:38.376	3	2:37.456	+0.920
44	70	56.284	4	70	1:29.631	5	70	35.343	4	20	David Wenman	2:39.109	4	2:38.874	+0.235
45	2	56.403	3	2	1:30.369	3	2	36.570	4	31	Ben Mitchell	2:53.145	1	2:37.506	+15.639



Session Start: 16:06:05 - Finish: 16:20:15

Weather/Track Conditions: Overcast / Dry

Circuit: Silverstone Historic Grand Prix

Track Length: 5.857 Km - 3.6394 miles

Printed: 21-07-2018 - 16:33

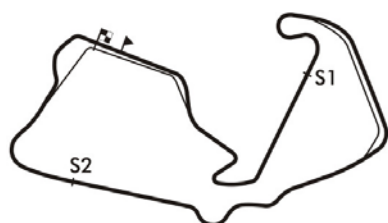


Silverstone Classic - 20 - 22 Jul 2018

Adrian Flux Trophy For Pre '66 Grand Prix Cars (HGPCA)

Race 7 - Best Sector Speeds

	NO	SECTOR 1	MPH	NO	SECTOR 2	MPH	NO	SECTOR 3	MPH
1	22	Peter Horsman	134.5	73	Tom Dark	152.2	11	Jon Fairley	98.8
2	73	Tom Dark	133.2	22	Peter Horsman	145.3	12	Rudi Friedrichs	98.8
3	24	Charles McCabe	131.1	12	Rudi Friedrichs	144.0	10	William Nuthall	98.5
4	12	Rudi Friedrichs	129.3	77	Geraint Owen	142.8	22	Peter Horsman	98.5
5	99	John Evans	128.6	99	John Evans	141.0	24	Charles McCabe	97.1
6	128	Eddie McGuire	126.9	24	Charles McCabe	140.7	99	John Evans	96.3
7	114	Timothy de Silva	126.6	10	William Nuthall	138.7	114	Timothy de Silva	96.1
8	10	William Nuthall	126.4	128	Eddie McGuire	138.1	14	Richard Wilson	95.1
9	9	Mark Daniell	125.9	30	Julian Bronson	136.7	43	Charles Gillett	94.9
10	11	Jon Fairley	125.7	32	Larry Kinch	136.7	9	Mark Daniell	94.8
11	14	Richard Wilson	124.5	25	Tony Wood	136.4	91	Chris Drake	94.0
12	32	Larry Kinch	124.3	11	Jon Fairley	135.8	30	Julian Bronson	93.7
13	25	Tony Wood	123.6	9	Mark Daniell	135.6	73	Tom Dark	93.7
14	51	Rob Hall	123.6	43	Charles Gillett	135.0	77	Geraint Owen	93.7
15	77	Geraint Owen	123.4	66	Sid Hoole	135.0	51	Rob Hall	93.3
16	43	Charles Gillett	122.7	91	Chris Drake	134.8	66	Sid Hoole	92.7
17	91	Chris Drake	122.7	114	Timothy de Silva	134.2	128	Eddie McGuire	92.7
18	7	Paul Griffin	121.8	38	Tony Best	133.9	80	Nick Taylor	91.6
19	38	Tony Best	120.9	248	Klaus Lehr	133.7	25	Tony Wood	91.4
20	66	Sid Hoole	120.9	14	Richard Wilson	132.9	38	Tony Best	91.2
21	27	Harindra de Silva	119.4	7	Paul Griffin	132.6	27	Harindra de Silva	90.9
22	248	Klaus Lehr	118.8	27	Harindra de Silva	130.1	42	James Willis	90.9
23	37	Alan Baillie	118.6	51	Rob Hall	130.1	248	Klaus Lehr	90.7
24	30	Julian Bronson	118.4	42	James Willis	129.3	28	Graham Adelman	90.1
25	8	Tony Ditheridge	117.7	28	Graham Adelman	128.6	7	Paul Griffin	89.4
26	5	Michel Baudoin	117.5	8	Tony Ditheridge	128.1	37	Alan Baillie	88.9
27	42	James Willis	116.3	5	Michel Baudoin	127.3	32	Larry Kinch	88.5
28	80	Nick Taylor	116.3	80	Nick Taylor	125.9	31	Ben Mitchell	88.1
29	36	John Delane	115.9	36	John Delane	125.4	88	Bernardo Hartogs	88.1
30	28	Graham Adelman	114.9	37	Alan Baillie	125.0	17	Marc Valvekens	87.2
31	31	Ben Mitchell	114.5	17	Marc Valvekens	124.7	116	John Ure	87.2
32	88	Bernardo Hartogs	112.4	116	John Ure	122.0	8	Tony Ditheridge	86.8
33	34	John Bussey	112.0	34	John Bussey	121.6	5	Michel Baudoin	86.6
34	116	John Ure	111.7	31	Ben Mitchell	121.1	21	Ian Nuthall	86.5
35	17	Marc Valvekens	110.7	88	Bernardo Hartogs	121.1	23	Barry Wood	86.3
36	21	Ian Nuthall	110.7	19	Paul Grant	120.1	34	John Bussey	85.8
37	19	Paul Grant	109.5	21	Ian Nuthall	119.4	19	Paul Grant	85.7
38	61	Helmut Gassmann	109.3	33	Chris Phillips	119.2	20	David Wenman	85.2
39	33	Chris Phillips	108.1	75	Niamh Wood	119.2	33	Chris Phillips	83.8
40	75	Niamh Wood	107.7	61	Helmut Gassmann	118.6	75	Niamh Wood	83.1



Session Start: 16:06:05 - Finish: 16:20:15

Weather/Track Conditions: Overcast / Dry

Circuit: Silverstone Historic Grand Prix

Track Length: 5.857 Km - 3.6394 miles

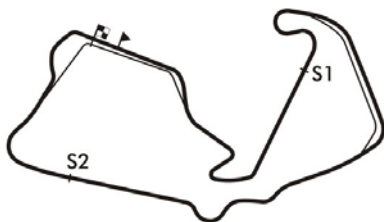
Printed: 21-07-2018 - 16:33

Silverstone Classic - 20 - 22 Jul 2018

Adrian Flux Trophy For Pre '66 Grand Prix Cars (HGPCA)

Race 7 - Best Sector Speeds

41	20	David Wenman	105.7	23	Barry Wood	117.1	36	John Delane	81.6
42	23	Barry Wood	104.9	20	David Wenman	114.5	29	Francesco Baldanza	81.2
43	70	Jean-Georges van Praet	102.8	29	Francesco Baldanza	114.3	61	Helmut Gassmann	80.0
44	2	Julia de Baldanza	98.5	70	Jean-Georges van Praet	105.5	2	Julia de Baldanza	74.0
45	29	Francesco Baldanza	97.4	2	Julia de Baldanza	105.0	70	Jean-Georges van Praet	70.7



Session Start: 16:06:05 - Finish: 16:20:15

Weather/Track Conditions: Overcast / Dry

Circuit: Silverstone Historic Grand Prix

Track Length: 5.857 Km - 3.6394 miles

Printed: 21-07-2018 - 16:33

Silverstone Classic - 20 - 22 Jul 2018

Adrian Flux Trophy For Pre '66 Grand Prix Cars (HGPCA)

Race 7 - Lap Chart

Lap 1			Lap 2			Lap 3			Lap 4			Lap 5			Lap 6		
NO	Behind	Laptime	NO	Behind	Laptime	NO	Behind	Laptime	NO	Behind	Laptime	NO	Behind	Laptime	NO	Behind	Laptime
11		2:22.742	11		2:21.589	11		2:22.249	10		2:23.277	10		2:21.384	10		2:21.836
10	1.015	2:23.757	10	0.781	2:21.355	10	0.078	2:21.546	114	0.690	2:22.947	22	1.553	2:22.030	22	1.329	2:21.612
22	2.069	2:24.811	114	2.135	2:21.468	114	1.098	2:21.212	22	0.907	2:22.097	114	2.342	2:23.036	114	1.531	2:21.025
114	2.256	2:24.998	22	3.193	2:22.713	22	2.165	2:21.221	11	1.740	2:25.095	61	1 LAP	2:52.915	91	27.678	2:30.399
12	2.814	2:25.556	12	6.167	2:24.942	12	10.198	2:26.280	7	1 LAP	2:34.341	29	1 LAP	2:57.206	7	1 LAP	2:35.464
51	4.825	2:27.567	51	8.707	2:25.471	91	12.490	2:25.145	2	1 LAP	3:04.633	7	1 LAP	2:32.230	12	31.483	2:33.150
91	5.755	2:28.497	91	9.594	2:25.428	51	13.210	2:26.752	70	1 LAP	3:05.056	91	19.115	2:26.558	51	33.208	2:30.548
30	6.338	2:29.080	30	12.250	2:27.501	73	18.504	2:25.213	12	13.063	2:26.220	12	20.169	2:28.490	73	33.775	2:25.880
77	9.272	2:32.014	73	15.540	2:27.320	36	1 LAP	4:13.887	91	13.941	2:24.806	51	24.496	2:29.216	61	1 LAP	2:55.703
73	9.809	2:32.551	14	16.960	2:28.512	9	24.413	2:27.802	51	16.664	2:26.809	73	29.731	2:26.722	9	40.043	2:27.815
14	10.037	2:32.779	9	18.860	2:29.451	43	25.893	2:27.802	73	24.393	2:29.244	9	34.064	2:27.248	43	40.434	2:26.971
128	10.832	2:33.574	77	19.759	2:32.076	77	27.562	2:30.052	9	28.200	2:27.142	43	35.299	2:27.348	77	51.672	2:30.415
9	10.998	2:33.740	128	20.143	2:30.900	128	28.459	2:30.565	43	29.335	2:26.797	77	43.093	2:31.046	29	1 LAP	2:58.828
43	11.470	2:34.212	43	20.340	2:30.459	38	29.019	2:29.672	77	33.431	2:29.224	128	45.524	2:32.467	128	53.178	2:29.490
38	12.916	2:35.658	38	21.596	2:30.269	99	30.448	2:29.127	128	34.441	2:29.337	38	46.097	2:32.113	38	54.026	2:29.765
99	13.545	2:36.287	99	23.570	2:31.614	24	33.248	2:30.770	38	35.368	2:29.704	2	1 LAP	3:04.423	99	57.245	2:28.569
24	15.835	2:38.577	24	24.727	2:30.481	42	38.514	2:32.105	99	36.385	2:29.292	99	50.512	2:35.511	24	1:00.606	2:30.022
27	16.199	2:38.941	42	28.658	2:32.764	80	39.100	2:32.396	24	39.273	2:29.380	24	52.420	2:34.531	25	1:01.018	2:29.003
42	17.483	2:40.225	80	28.953	2:31.842	25	40.812	2:28.323	25	47.519	2:30.062	36	2 LAPS	5:17.881	36	2 LAPS	2:37.851
80	18.700	2:41.442	32	34.600	2:34.980	32	46.131	2:33.780	42	48.869	2:33.710	70	1 LAP	3:02.456	42	1:09.478	2:33.112
32	21.209	2:43.951	25	34.738	2:31.502	66	49.011	2:32.244	80	49.127	2:33.382	25	53.851	2:27.716	66	1:11.160	2:31.098
8	21.614	2:44.356	8	36.172	2:36.147	248	50.069	2:35.822	66	55.114	2:29.458	42	58.202	2:30.717	80	1:11.708	2:34.306
248	22.230	2:44.972	248	36.496	2:35.855	8	52.289	2:38.366	32	56.939	2:34.163	80	59.238	2:31.495	32	1:20.397	2:34.124
116	22.547	2:45.289	116	37.257	2:36.299	88	52.566	2:36.364	248	59.995	2:33.281	66	1:01.898	2:28.168	248	1:23.047	2:33.340
88	23.246	2:45.988	88	38.451	2:36.794	37	53.318	2:36.055	88	1:05.597	2:36.386	32	1:08.109	2:32.554	88	1:31.414	2:34.895
37	24.552	2:47.294	66	39.016	2:32.467	116	53.755	2:38.747	8	1:05.924	2:36.990	11	1:10.743	3:30.387	8	1:33.207	2:35.620
25	24.825	2:47.567	37	39.512	2:36.549	28	1:03.769	2:39.275	37	1:06.394	2:36.431	248	1:11.543	2:32.932	70	1 LAP	3:03.693
28	27.170	2:49.912	19	46.415	2:40.479	19	1:04.001	2:39.835	116	1:06.982	2:36.582	88	1:18.355	2:34.142	116	1:37.072	2:37.712
19	27.525	2:50.267	28	46.743	2:41.162	21	1:04.269	2:39.476	28	1:18.898	2:38.484	8	1:19.423	2:34.883	37	1:37.212	2:36.801
21	27.827	2:50.569	21	47.042	2:40.804	33	1:04.477	2:39.433	19	1:19.901	2:39.255	116	1:21.196	2:35.598	2	1 LAP	3:09.691
33	27.926	2:50.668	33	47.293	2:40.956	34	1:05.273	2:38.376	21	1:20.142	2:39.228	37	1:22.247	2:37.237	28	1:51.452	2:38.533
66	28.138	2:50.880	34	49.146	2:41.483	20	1:07.431	2:40.199	34	1:20.711	2:38.793	28	1:34.755	2:37.241	21	1:51.666	2:38.025
34	29.252	2:51.994	20	49.481	2:41.631	17	1:08.868	2:39.500	33	1:20.921	2:39.799	21	1:35.477	2:36.719	17	1:57.085	2:38.121
20	29.439	2:52.181	17	51.617	2:41.972	5	1:18.210	2:42.458	20	1:23.185	2:39.109	19	1:35.949	2:37.432	33	1:57.912	2:41.551
31	30.403	2:53.145	27	52.068	2:57.458	75	1:18.974	2:42.052	17	1:24.175	2:38.662	34	1:38.060	2:38.733	19	2:02.105	2:47.992
17	31.234	2:53.976	5	58.001	2:44.164	23	1:20.323	2:44.067	5	1:36.719	2:41.864	33	1:38.197	2:38.660	5	2:19.184	2:43.691
5	35.426	2:58.168	23	58.505	2:43.618	61	1:57.877	2:54.316	75	1:37.253	2:41.634	17	1:40.800	2:38.009	75	2:19.355	2:43.244
75	36.057	2:58.799	75	59.171	2:44.703	29	2:03.579	2:56.811	23	1:38.753	2:41.785	5	1:57.329	2:41.994	23	2:22.270	2:44.537
23	36.476	2:59.218	61	1:25.810	2:56.697				27	1 LAP	5:42.886	75	1:57.947	2:42.078	27	1 LAP	2:48.469
29	48.673	3:11.415	29	1:29.017	3:01.933							23	1:59.569	2:42.200			
36	49.876	3:12.618	2	1:48.426	3:07.062							27	1 LAP	2:31.825			
61	50.702	3:13.444	70	1:52.871	3:08.145												
2	1:02.953	3:25.695	7	2:17.944	2:34.460												
70	1:06.315	3:29.057															
7	2:05.073	4:27.815															

Session Start: 16:06:05 - Finish: 16:20:15

Weather/Track Conditions: Overcast / Dry

Circuit: Silverstone Historic Grand Prix

Track Length: 5.857 Km - 3.6394 miles

Printed: 21-07-2018 - 16:34



Silverstone Classic - 20 - 22 Jul 2018

Adrian Flux Trophy For Pre '66 Grand Prix Cars (HGPCA)

Race 20 - Starting Grid

Sheet No:

Start Time : 16:35 - Heat Duration : 20 Minutes

23	45	31 Ben Mitchell	46	26 Luc Brandts
22	43	30 Julian Bronson	44	14 Richard Wilson
21	41	34 John Bussey	42	20 David Wenman
20	39	36 John Delane	40	11 Jon Fairley
19	37	2 Julia de Baldanza	38	27 Harindra de Silva
18	35	29 Francesco Baldanza	36	70 Jean-Georges van Praet
17	33	7 Paul Griffin	34	61 Helmut Gassmann
16	31	75 Niamh Wood	32	23 Barry Wood
15	29	19 Paul Grant	30	5 Michel Baudoin
14	27	17 Marc Valvekens	28	33 Chris Phillips
13	25	28 Graham Adelman	26	21 Ian Nuthall
12	23	116 John Ure	24	37 Alan Baillie
11	21	88 Bernardo Hartogs	22	8 Tony Ditheridge
10	19	32 Larry Kinch	20	248 Klaus Lehr
9	17	66 Sid Hoole	18	80 Nick Taylor
8	15	25 Tony Wood	16	42 James Willis
7	13	99 John Evans	14	24 Charles McCabe
6	11	128 Eddie McGuire	12	38 Tony Best
5	9	43 Charles Gillett	10	77 Geraint Owen
4	7	73 Tom Dark	8	9 Mark Daniell
3	5	12 Rudi Friedrichs	6	51 Rob Hall
2	3	114 Timothy de Silva	4	91 Chris Drake
1	1	10 William Nuthall	2	22 Peter Horsman

Pole Right

ROW

Car 26 allowed to start from back of grid

*Circuit: Silverstone Historic Grand Prix
Track Length: 5.857 Km - 3.6394 miles*

These results are provisional until the conclusion of any judicial and technical matters.

Clerk of the Course: Julian Floyd	Timekeeper: Nick Palmer	Issued at:
--	--------------------------------	------------



Silverstone Classic - 20 - 22 Jul 2018

Adrian Flux Trophy For Pre '66 Grand Prix Cars (HGPCA)

Race 20 - Classification

Sheet No:

POS	NO	DRIVER/S	CLASS	CLASS POS	CAR MAKE / MODEL	TIME	LAPS	GAP	DIFF	MPH	BEST	ON
1	22	Peter Horsman	12	1	Lotus 18/21	21:42.260	9	-- 9 laps --		90.55	2:23.272	7
2	9	Mark Daniell	9	1	Cooper T45	22:08.629	9	26.369	26.369	88.74	2:26.284	3
3	25	Tony Wood	7A	1	Tec-Mec Maserati 415	22:11.985	9	29.725	3.356	88.52	2:26.138	9
4	66	Sid Hoole	11	1	Cooper T66 F1	22:26.674	9	44.414	14.689	87.56	2:28.055	3
5	99	John Evans	12	2	Brabham BT4	22:27.568	9	45.308	0.894	87.50	2:27.725	4
6	24	Charles McCabe	7B	1	Lotus 18	22:28.614	9	46.354	1.046	87.43	2:25.028	9
7	128	Eddie McGuire	8	1	Scarab Offenhauser	22:31.050	9	48.790	2.436	87.27	2:28.351	9
8	80	Nick Taylor	10	1	Lotus 18	22:32.057	9	49.797	1.007	87.21	2:27.587	9
9	38	Tony Best	7A	2	Ferrari 246 Dino	22:38.100	9	55.840	6.043	86.82	2:28.709	4
10	77	Geraint Owen	8	2	Kurtis-Offenhauser 500C	22:43.047	9	1:00.787	4.947	86.51	2:29.579	7
11	51	Rob Hall	9	2	Cooper T43/51	22:43.457	9	1:01.197	0.410	86.48	2:26.130	3
12	7	Paul Griffin	7B	2	Cooper T51	23:13.030	9	1:30.770	29.573	84.64	2:30.443	9
13	32	Larry Kinch	12	3	Lotus 32 Tasman	23:15.013	9	1:32.753	1.983	84.53	2:31.674	3
14	248	Klaus Lehr	6	1	Maserati 250F CM5	23:18.425	9	1:36.165	3.412	84.32	2:32.839	2
15	88	Bernardo Hartogs	10	2	Lotus 18/21	23:32.721	9	1:50.461	14.296	83.46	2:33.606	8
16	8	Tony Ditheridge	9	3	Cooper T45	23:35.414	9	1:53.154	2.693	83.31	2:34.676	9
17	27	Harindra de Silva	11	2	Scirocco BRM	23:35.778	9	1:53.518	0.364	83.28	2:33.646	4
18	37	Alan Baillie	10	3	LDS 007	23:37.737	9	1:55.477	1.959	83.17	2:36.168	5
19	36	John Delane	10	4	Lotus 21	23:39.338	9	1:57.078	1.601	83.08	2:33.947	6
20	21	Ian Nuthall	5	1	Alta F2	23:50.331	9	2:08.071	10.993	82.44	2:36.324	2
21	17	Marc Valvekens	6	2	Gordini T16	23:52.349	9	2:10.089	2.018	82.32	2:35.805	9
22	19	Paul Grant	5	2	Cooper Bristol T23 Mk2	24:03.563	9	2:21.303	11.214	81.68	2:37.811	6
23	33	Chris Phillips	5	3	Cooper Bristol T23 Mk2	24:03.886	9	2:21.626	0.323	81.66	2:38.421	4
24	75	Niamh Wood	5	4	Cooper Bristol T20 Mk1	21:47.240	8	-- 8 laps --	22.289	80.18	2:39.755	6
25	34	John Bussey	7C	1	Cooper T43	21:48.201	8	0.961	0.961	80.12	2:39.839	6
26	28	Graham Adelman	6	3	Maserati 250F	21:57.234	8	9.994	9.033	79.57	2:36.264	7
27	23	Barry Wood	5	5	Cooper Bristol T20 Mk1	22:02.590	8	15.350	5.356	79.24	2:42.589	7
28	91	Chris Drake	10	5	Cooper T53	22:19.416	8	32.176	16.826	78.25	2:24.589	3
29	61	Helmut Gassmann	6	4	Connaught B4	22:58.712	8	1:11.472	39.296	76.02	2:48.000	5
30	29	Francesco Baldanza	10	6	Lola Mk3	23:16.477	8	1:29.237	17.765	75.06	2:50.545	8
31	70	Jean-Georges van Praet	5	6	Cooper Bristol T23 Mk2	24:30.375	8	2:43.135	1:13.898	71.28	2:55.663	8
32	12	Rudi Friedrichs	7B	3	Cooper T53	21:50.748	7	-- 7 laps --	16.036	69.97	2:24.690	2
33	2	Julia de Baldanza	4	1	Maserati A6GCM	21:57.929	7	7.181	7.181	69.59	3:03.847	5
----- NOT CLASSIFIED -----												
DNF	43	Charles Gillett	9		Cooper T43	17:14.747	7	-- 7 laps --		88.63	2:26.385	4
DNF	116	John Ure	5		Cooper Bristol T24/25	16:00.300	6	-- 6 laps --	1:12.558	81.86	2:36.375	5
DNF	73	Tom Dark	7B		Cooper T51	12:47.958	5	-- 5 laps --		85.30	2:25.335	3
DNF	11	Jon Fairley	12		Brabham BT11/19	7:42.250	3	-- 3 laps --	20.026	85.03	2:25.236	2
DNF	26	Luc Brandts	2		Talbot Lago T26	10:50.174	3	3:07.924	3:07.924	60.45	3:28.343	2

Cars 5, 14, 30, 31, 42 - Non starters

Session Start: 16:34:52 - Finish: 16:56:35

Weather/Track Conditions: Bright / Dry

Circuit: Silverstone Historic Grand Prix

Track Length: 5.857 Km - 3.6394 miles

These results are provisional until the conclusion of any judicial and technical matters.

Clerk of the Course:

Julian Floyd

Timekeeper:

Nick Palmer

Issued at:



Silverstone Classic - 20 - 22 Jul 2018

Adrian Flux Trophy For Pre '66 Grand Prix Cars (HGPCA)

Race 20 - Classification

Sheet No:

DNF 114	Timothy de Silva	11	Lotus 24	4:58.338	2	-- 2 laps --	87.83	2:26.547	1
DNF 10	William Nuthall	7B	Cooper T53						
DNF 20	David Wenman	5	Connaught A4						

----- FASTEST LAP SUMMARY -----

NO	DRIVER/S	CLASS	CAR MAKE / MODEL	FASTEST LAP	ON	MPH
22	Peter Horsman	12	Lotus 18/21	2:23.272	7	91.45
91	Chris Drake	10	Cooper T53	2:24.589	3	90.61
12	Rudi Friedrichs	7B	Cooper T53	2:24.690	2	90.55
51	Rob Hall	9	Cooper T43/51	2:26.130	3	89.66
25	Tony Wood	7A	Tec-Mec Maserati 415	2:26.138	9	89.65
114	Timothy de Silva	11	Lotus 24	2:26.547	1	89.40
128	Eddie McGuire	8	Scarab Offenhauser	2:28.351	9	88.32
248	Klaus Lehr	6	Maserati 250F CM5	2:32.839	2	85.72
21	Ian Nuthall	5	Alfa F2	2:36.324	2	83.81
34	John Bussey	7C	Cooper T43	2:39.839	6	81.97
2	Julia de Baldanza	4	Maserati A6GCM	3:03.847	5	71.26
26	Luc Brandts	2	Talbot Lago T26	3:28.343	2	62.89

Cars 5, 14, 30, 31, 42 - Non starters

Session Start: 16:34:52 - Finish: 16:56:35

Weather/Track Conditions: Bright / Dry

Circuit: Silverstone Historic Grand Prix

Track Length: 5.857 Km - 3.6394 miles

These results are provisional until the conclusion of any judicial and technical matters.

Clerk of the Course: Julian Floyd	Timekeeper: Nick Palmer	Issued at:
--	--------------------------------	------------

Silverstone Classic - 20 - 22 Jul 2018

Adrian Flux Trophy For Pre '66 Grand Prix Cars (HGPCA)

Race 20 - Sector Analysis

2 Julia de Baldanza (4)								Maserati A6GCM							
lap	Sect-1	Speed	Sect-2	Speed	Sect-3	Speed	Laptime Pit	lap	Sect-1	Speed	Sect-2	Speed	Sect-3	Speed	Laptime Pit
1		94.5	1:31.931	99.4	37.912	73.3	3:21.094	5	57.307	94.8	1:30.228	96.1	36.312	74.9	3:03.847
2	57.806	90.1	1:30.066	96.7	37.408	74.0	3:05.280	6	1:00.861	85.9	1:33.053	95.1	36.478	73.3	3:10.392
3	57.000	93.2	1:31.612	100.8	36.503	74.1	3:05.115	7	55.805	91.1	1:32.710	102.6	36.244	72.8	3:04.759
4	57.179	88.9	1:32.168	97.0	38.095	68.1	3:07.442	8							

7 Paul Griffin (7B)								Cooper T51							
lap	Sect-1	Speed	Sect-2	Speed	Sect-3	Speed	Laptime Pit	lap	Sect-1	Speed	Sect-2	Speed	Sect-3	Speed	Laptime Pit
1		112.2	1:20.144	130.6	30.052	86.0	2:47.453	6	47.405	120.3	1:14.495	129.6	30.144	76.2	2:32.044
2	48.794	123.1	1:16.535	127.6	29.169	90.2	2:34.498	7	48.527	121.6	1:15.925	127.8	29.077	89.2	2:33.529
3	47.590	119.0	1:17.886	127.6	30.236	88.5	2:35.712	8	48.807	117.5	1:15.049	129.8	29.152	88.4	2:33.008
4	47.773	119.2	1:15.933	124.7	29.931	90.4	2:33.637	9	47.065	123.1	1:14.034	128.6	29.344	89.2	2:30.443
5	48.631	117.5	1:15.231	130.6	28.844	89.5	2:32.706	10							

8 Tony Ditheridge (9)								Cooper T45							
lap	Sect-1	Speed	Sect-2	Speed	Sect-3	Speed	Laptime Pit	lap	Sect-1	Speed	Sect-2	Speed	Sect-3	Speed	Laptime Pit
1		102.3	1:18.902	122.7	29.728	86.5	2:43.790	6	48.494	110.7	1:17.779	126.6	29.948	88.1	2:36.221
2	48.667	113.4	1:17.037	126.9	30.116	85.3	2:35.820	7	49.358	113.4	1:18.304	122.7	30.159	82.5	2:37.821
3	49.361	109.8	1:18.006	120.7	30.474	84.9	2:37.841	8	48.870	115.9	1:17.211	125.7	29.393	86.6	2:35.474
4	49.425	110.6	1:17.451	120.7	30.671	85.5	2:37.547	9	48.517	114.1	1:16.830	128.3	29.329	84.2	2:34.676
5	48.232	107.5	1:17.454	120.9	30.538	81.7	2:36.224	10							

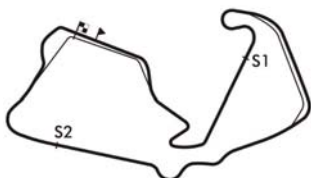
9 Mark Daniell (9)								Cooper T45							
lap	Sect-1	Speed	Sect-2	Speed	Sect-3	Speed	Laptime Pit	lap	Sect-1	Speed	Sect-2	Speed	Sect-3	Speed	Laptime Pit
1		120.9	1:13.367	132.6	27.970	90.4	2:30.688	6	45.765	122.7	1:13.015	134.2	27.668	93.1	2:26.448
2	46.234	124.7	1:12.836	135.0	28.014	90.6	2:27.084	7	46.056	115.9	1:14.932	128.6	27.804	91.8	2:28.792
3	45.737	125.9	1:12.636	135.3	27.911	92.9	2:26.284	8	46.289	123.1	1:13.628	133.9	27.613	94.1	2:27.530
4	45.563	124.0	1:13.037	135.3	27.988	87.7	2:26.588	9	46.173	124.3	1:13.208	134.5	27.793	91.8	2:27.174
5	46.428	122.5	1:13.907	133.9	27.706	93.6	2:28.041	10							

10 William Nuthall (7B)								Cooper T53							
lap	Sect-1	Speed	Sect-2	Speed	Sect-3	Speed	Laptime Pit	lap	Sect-1	Speed	Sect-2	Speed	Sect-3	Speed	Laptime Pit

11 Jon Fairley (12)								Brabham BT11/19							
lap	Sect-1	Speed	Sect-2	Speed	Sect-3	Speed	Laptime Pit	lap	Sect-1	Speed	Sect-2	Speed	Sect-3	Speed	Laptime Pit
1		112.6	1:15.851	142.5	27.953	92.3	2:42.203	3	44.831	132.9	1:11.775	126.6	In		2:34.811 P
2	45.825	131.6	1:10.723	141.3	28.688	95.5	2:25.236	4							

12 Rudi Friedrichs (7B)								Cooper T53							
lap	Sect-1	Speed	Sect-2	Speed	Sect-3	Speed	Laptime Pit	lap	Sect-1	Speed	Sect-2	Speed	Sect-3	Speed	Laptime Pit
1		124.3	1:12.264	142.2	27.703	95.6	2:26.396	5	46.393	108.8	1:14.745	131.6	28.485	95.5	2:29.623
2	44.878	128.6	1:11.739	143.7	28.073	97.0	2:24.690	6	46.635	108.2	1:14.598	133.9	28.362	96.6	2:29.595
3	44.739	123.6	1:12.352	143.7	28.581	97.1	2:25.672	7	46.382	114.7	1:15.328	130.1	28.580	96.4	2:30.290
4	45.225	120.7	5:50.830	135.0	28.427	97.7	7:04.482	8							

17 Marc Valvekens (6)								Gordini T16							
lap	Sect-1	Speed	Sect-2	Speed	Sect-3	Speed	Laptime Pit	lap	Sect-1	Speed	Sect-2	Speed	Sect-3	Speed	Laptime Pit
1		110.0	1:20.037	124.7	30.447	85.6	2:47.878	6	49.366	107.5	1:18.186	124.3	30.528	85.3	2:38.080
2	50.870	116.7	1:18.792	123.8	29.716	86.4	2:39.378	7	49.149	112.6	1:18.572	123.1	29.529	86.7	2:37.250
3	50.668	104.2	1:19.464	120.3	29.657	86.9	2:39.789	8	49.811	111.1	1:18.820	123.1	29.742	87.0	2:38.373
4	49.627	111.8	1:19.566	122.5	29.570	84.4	2:38.763	9	49.367	112.2	1:17.315	125.9	29.123	87.4	2:35.805
5	50.288	109.3	1:17.638	125.7	29.107	87.3	2:37.033	10							



Session Start: 16:34:52 - Finish: 16:56:35

Weather/Track Conditions: Bright / Dry

Circuit: Silverstone Historic Grand Prix

Track Length: 5.857 Km - 3.6394 miles

Printed: 22-07-2018 - 17:02

Silverstone Classic - 20 - 22 Jul 2018

Adrian Flux Trophy For Pre '66 Grand Prix Cars (HGPCA)

Race 20 - Sector Analysis

20 Paul Grant (5)								Cooper Bristol T23 Mk2							
lap	Sect-1	Speed	Sect-2	Speed	Sect-3	Speed	Laptime Pit	lap	Sect-1	Speed	Sect-2	Speed	Sect-3	Speed	Laptime Pit
1		102.0	1:21.560	116.3	29.956	84.6	2:49.295	6	49.419	110.9	1:19.216	114.1	29.176	84.7	2:37.811
2	50.397	106.7	1:21.213	114.3	29.618	84.9	2:41.228	7	49.279	109.7	1:19.320	117.7	29.598	80.1	2:38.197
3	50.577	101.8	1:20.256	113.9	29.335	85.5	2:40.168	8	50.463	110.9	1:20.806	114.7	29.287	81.8	2:40.556
4	49.915	106.0	1:19.905	114.1	29.329	84.8	2:39.149	9	49.625	106.7	1:19.850	116.9	29.407	81.6	2:38.882
5	49.817	108.2	1:19.366	114.1	29.094	83.6	2:38.277	10							

21 David Wenman (5)								Connaught A4							
lap	Sect-1	Speed	Sect-2	Speed	Sect-3	Speed	Laptime Pit	lap	Sect-1	Speed	Sect-2	Speed	Sect-3	Speed	Laptime Pit
1								1							
2								2							
3								3							
4								4							
5								5							

21 Ian Nuthall (5)								Alta F2							
lap	Sect-1	Speed	Sect-2	Speed	Sect-3	Speed	Laptime Pit	lap	Sect-1	Speed	Sect-2	Speed	Sect-3	Speed	Laptime Pit
1		109.8	1:19.215	119.8	29.206	86.7	2:44.511	6	49.350	110.4	1:18.052	117.9	29.929	84.8	2:37.331
2	48.942	111.7	1:18.108	119.2	29.274	87.3	2:36.324	7	50.163	108.2	1:19.479	116.5	30.084	86.1	2:39.726
3	49.211	110.6	1:19.038	118.8	29.402	87.0	2:37.651	8	49.020	110.2	1:19.147	118.6	30.153	83.9	2:38.320
4	49.383	110.6	1:19.004	118.1	29.982	80.2	2:38.369	9	49.927	108.1	1:19.699	118.8	30.366	83.1	2:39.992
5	49.142	110.6	1:19.703	119.6	29.262	86.8	2:38.107	10							

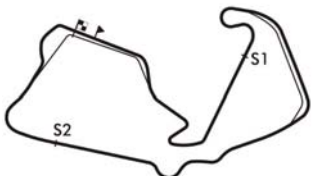
22 Peter Horsman (12)								Lotus 18/21							
lap	Sect-1	Speed	Sect-2	Speed	Sect-3	Speed	Laptime Pit	lap	Sect-1	Speed	Sect-2	Speed	Sect-3	Speed	Laptime Pit
1		122.9	1:12.445	141.9	27.588	93.6	2:25.208	6	45.037	124.5	1:13.039	137.2	26.950	97.8	2:25.026
2	44.673	127.3	1:11.340	142.5	27.306	97.3	2:23.319	7	44.621	129.3	1:11.367	141.0	27.284	96.7	2:23.272
3	44.756	124.7	1:11.786	143.4	27.055	97.3	2:23.597	8	46.044	123.4	1:12.134	139.5	27.337	97.0	2:25.515
4	45.152	126.1	1:11.467	143.7	27.033	97.3	2:23.652	9	45.369	119.6	1:15.841	142.8	27.406	92.9	2:28.616
5	45.713	125.0	1:11.494	141.6	26.848	97.7	2:24.055	10							

23 Barry Wood (5)								Cooper Bristol T20 Mk1							
lap	Sect-1	Speed	Sect-2	Speed	Sect-3	Speed	Laptime Pit	lap	Sect-1	Speed	Sect-2	Speed	Sect-3	Speed	Laptime Pit
1		98.3	1:22.791	111.1	31.715	82.1	2:53.993	5	51.696	105.2	1:21.612	113.2	30.951	84.5	2:44.259
2	51.400	106.5	1:21.859	112.6	31.379	80.6	2:44.638	6	51.445	106.0	1:21.458	116.1	30.700	83.4	2:43.603
3	51.574	104.4	1:22.315	106.5	31.826	83.4	2:45.715	7	50.988	105.5	1:20.945	112.8	30.656	82.6	2:42.589
4	50.968	102.6	1:21.049	115.3	31.240	82.0	2:43.257	8	51.614	105.7	1:21.762	116.9	31.160	84.4	2:44.536

24 Charles McCabe (7B)								Lotus 18							
lap	Sect-1	Speed	Sect-2	Speed	Sect-3	Speed	Laptime Pit	lap	Sect-1	Speed	Sect-2	Speed	Sect-3	Speed	Laptime Pit
1		112.2	1:15.516	133.2	29.725	91.7	2:37.165	6	47.585	122.2	1:13.168	144.3	28.780	92.1	2:29.533
2	45.874	123.6	1:15.064	123.4	30.602	91.7	2:31.540	7	46.210	127.3	1:12.180	143.7	28.745	92.8	2:27.135
3	47.471	115.9	1:14.022	131.1	29.810	93.2	2:31.303	8	47.721	130.3	1:12.178	136.1	28.202	91.3	2:28.101
4	46.658	127.8	1:13.764	140.7	28.464	95.3	2:28.886	9	45.762	129.8	1:11.559	143.7	27.707	92.1	2:25.028
5	45.973	127.3	1:13.596	137.0	30.354	79.2	2:29.923	10							

25 Tony Wood (7A)								Tec-Mec Maserati 415							
lap	Sect-1	Speed	Sect-2	Speed	Sect-3	Speed	Laptime Pit	lap	Sect-1	Speed	Sect-2	Speed	Sect-3	Speed	Laptime Pit
1		121.4	1:13.295	135.0	27.815	92.2	2:30.250	6	46.469	123.6	1:13.076	135.6	27.362	89.2	2:26.907
2	46.458	123.4	1:13.797	137.0	28.057	88.2	2:28.312	7	45.869	127.1	1:13.619	135.0	27.932	84.5	2:27.420
3	46.874	122.9	1:13.843	135.8	27.636	87.8	2:28.353	8	46.080	125.7	1:12.837	135.3	27.504	90.6	2:26.421
4	47.058	108.4	1:14.319	133.9	27.976	90.8	2:29.353	9	45.404	126.1	1:13.310	135.8	27.424	88.7	2:26.138
5	46.191	123.6	1:14.795	135.3	27.845	90.1	2:28.831	10							

26 Luc Brandts (2)								Talbot Lago T26							
lap	Sect-1	Speed	Sect-2	Speed	Sect-3	Speed	Laptime Pit	lap	Sect-1	Speed	Sect-2	Speed	Sect-3	Speed	Laptime Pit
1		82.2	1:42.426	71.7	39.526	62.0	3:35.055	3	1:09.420	69.3	1:49.641	66.8	In		3:46.776 P
2	1:03.278	76.3	1:45.157	74.2	39.908	61.1	3:28.343	4							



Session Start: 16:34:52 - Finish: 16:56:35

Weather/Track Conditions: Bright / Dry

Circuit: Silverstone Historic Grand Prix

Track Length: 5.857 Km - 3.6394 miles

Printed: 22-07-2018 - 17:02

Silverstone Classic - 20 - 22 Jul 2018

Adrian Flux Trophy For Pre '66 Grand Prix Cars (HGPCA)

Race 20 - Sector Analysis

27 Harindra de Silva (11)								Scirocco BRM							
lap	Sect-1	Speed	Sect-2	Speed	Sect-3	Speed	Laptime Pit	lap	Sect-1	Speed	Sect-2	Speed	Sect-3	Speed	Laptime Pit
1		113.9	1:21.562	128.6	29.605	86.7	2:51.571	6	47.484	121.4	1:17.519	130.1	29.800	79.8	2:34.803
2	48.229	115.1	1:18.458	128.6	29.573	87.5	2:36.260	7	49.300	118.6	1:19.202	128.8	29.130	83.2	2:37.632
3	50.167	116.1	1:17.519	132.9	29.523	88.3	2:37.209	8	48.362	118.4	1:17.199	130.1	29.608	87.0	2:35.169
4	47.827	119.4	1:15.976	124.5	29.843	87.4	2:33.646	9	48.889	121.4	1:16.461	130.3	29.329	87.4	2:34.679
5	47.874	116.1	1:17.959	127.6	28.976	87.5	2:34.809	10							

28 Graham Adelman (6)								Maserati 250F							
lap	Sect-1	Speed	Sect-2	Speed	Sect-3	Speed	Laptime Pit	lap	Sect-1	Speed	Sect-2	Speed	Sect-3	Speed	Laptime Pit
1		102.9	1:19.546	120.3	30.899	87.3	2:46.727	5	50.750	104.7	1:17.673	130.6	31.175	88.8	2:39.598
2	49.411	111.7	1:18.452	130.6	31.398	86.0	2:39.261	6	48.452	116.3	1:17.126	126.6	30.726	88.4	2:36.304
3	50.958	104.0	1:18.394	127.1	31.088	88.2	2:40.440	7	48.649	115.7	1:16.945	132.1	30.670	86.6	2:36.264
4	48.884	110.0	1:18.202	128.6	31.796	85.3	2:38.882	8	1:26.227	95.6	1:20.860	128.1	32.671	80.3	3:19.758

29 Francesco Baldanza (10)								Lola Mk3							
lap	Sect-1	Speed	Sect-2	Speed	Sect-3	Speed	Laptime Pit	lap	Sect-1	Speed	Sect-2	Speed	Sect-3	Speed	Laptime Pit
1		96.6	1:26.930	111.8	33.338	78.6	3:04.070	5	53.908	103.6	1:24.920	113.2	33.083	79.7	2:51.911
2	54.397	94.9	1:26.124	108.1	34.089	80.2	2:54.610	6	56.207	80.4	1:26.873	113.6	33.753	75.1	2:56.833
3	55.005	101.5	1:25.615	108.6	33.529	73.6	2:54.149	7	55.521	100.9	1:24.999	114.1	32.510	78.3	2:53.030
4	54.691	101.8	1:24.625	113.0	32.013	82.1	2:51.329	8	53.088	104.2	1:24.525	113.0	32.932	80.4	2:50.545

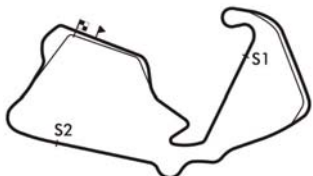
32 Larry Kinch (12)								Lotus 32 Tasman							
lap	Sect-1	Speed	Sect-2	Speed	Sect-3	Speed	Laptime Pit	lap	Sect-1	Speed	Sect-2	Speed	Sect-3	Speed	Laptime Pit
1		114.9	1:17.666	129.1	30.293	85.8	2:43.197	6	47.608	122.0	1:17.523	122.5	31.807	81.9	2:36.938
2	47.718	116.9	1:16.142	135.0	29.022	88.1	2:32.882	7	48.524	117.3	1:18.662	135.0	28.861	87.7	2:36.047
3	47.226	124.0	1:15.014	135.8	29.434	81.6	2:31.674	8	48.210	116.9	1:16.074	137.5	28.302	89.5	2:32.586
4	48.261	123.6	1:18.612	131.6	28.773	87.4	2:35.646	9	47.321	127.1	1:15.534	133.2	29.020	89.0	2:31.875
5	47.299	123.6	1:17.224	135.3	29.645	86.7	2:34.168	10							

33 Chris Phillips (5)								Cooper Bristol T23 Mk2							
lap	Sect-1	Speed	Sect-2	Speed	Sect-3	Speed	Laptime Pit	lap	Sect-1	Speed	Sect-2	Speed	Sect-3	Speed	Laptime Pit
1		105.7	1:21.613	119.0	29.957	84.3	2:48.087	6	50.359	108.1	1:19.485	115.9	29.044	84.6	2:38.888
2	50.462	106.4	1:19.956	117.1	29.706	84.5	2:40.124	7	49.926	106.2	1:19.931	116.7	29.530	82.8	2:39.387
3	51.367	107.4	1:19.880	116.5	29.140	84.4	2:40.387	8	50.825	106.7	1:21.022	119.2	29.345	82.5	2:41.192
4	49.874	104.5	1:19.386	116.3	29.161	84.5	2:38.421	9	50.414	105.8	1:19.086	118.8	29.435	82.8	2:38.935
5	50.478	107.0	1:18.947	116.7	29.040	84.2	2:38.465	10							

34 John Bussey (7C)								Cooper T43							
lap	Sect-1	Speed	Sect-2	Speed	Sect-3	Speed	Laptime Pit	lap	Sect-1	Speed	Sect-2	Speed	Sect-3	Speed	Laptime Pit
1		104.0	1:19.918	118.6	30.878	82.5	2:54.888	5	49.918	103.4	1:20.060	118.4	30.248	83.8	2:40.226
2	51.356	112.8	1:20.059	119.2	30.620	81.8	2:42.035	6	50.318	108.6	1:19.062	113.6	30.459	84.7	2:39.839
3	50.401	104.5	1:20.611	118.4	31.187	81.6	2:42.199	7	49.833	108.6	1:21.560	116.5	30.891	81.1	2:42.284
4	51.123	97.7	1:21.076	119.8	30.546	81.6	2:42.745	8	52.076	107.2	1:21.753	116.1	30.156	84.1	2:43.985

36 John Delane (10)								Lotus 21							
lap	Sect-1	Speed	Sect-2	Speed	Sect-3	Speed	Laptime Pit	lap	Sect-1	Speed	Sect-2	Speed	Sect-3	Speed	Laptime Pit
1		110.6	1:21.453	121.4	29.527	82.7	2:52.131	6	48.015	113.0	1:17.254	123.6	28.678	86.3	2:33.947
2	48.720	114.5	1:21.357	114.7	29.043	85.7	2:39.120	7	49.065	110.0	1:18.137	121.1	28.749	86.1	2:35.951
3	49.290	114.3	1:17.843	123.8	29.153	84.8	2:36.286	8	48.407	110.2	1:17.172	122.5	28.590	83.4	2:34.169
4	49.629	114.3	1:17.894	123.4	30.031	78.2	2:37.554	9	48.104	112.4	1:16.799	120.7	29.446	77.2	2:34.349
5	49.376	113.6	1:17.179	122.9	29.276	84.1	2:35.831	10							

37 Alan Baillie (10)								LDS 007							
lap	Sect-1	Speed	Sect-2	Speed	Sect-3	Speed	Laptime Pit	lap	Sect-1	Speed	Sect-2	Speed	Sect-3	Speed	Laptime Pit
1		114.3	1:18.231	122.9	29.542	85.8	2:41.214	6	49.308	107.0	1:18.308	120.5	29.363	85.9	2:36.979
2	49.279	115.1	1:18.222	124.7	29.229	85.3	2:36.730	7	49.777	113.0	1:18.473	120.3	29.110	86.3	2:37.360
3	49.531	111.3	1:18.703	117.9	29.857	86.3	2:38.091	8	48.822	111.7	1:19.115	114.7	29.507	84.0	2:37.444
4	49.622	111.7	1:18.491	116.3	29.288	87.5	2:37.401	9	49.669	117.3	1:17.646	115.5	29.035	84.5	2:36.350
5	49.263	113.9	1:17.738	122.0	29.167	86.1	2:36.168	10							



Session Start: 16:34:52 - Finish: 16:56:35

Weather/Track Conditions: Bright / Dry

Circuit: Silverstone Historic Grand Prix

Track Length: 5.857 Km - 3.6394 miles

Printed: 22-07-2018 - 17:02

Silverstone Classic - 20 - 22 Jul 2018

Adrian Flux Trophy For Pre '66 Grand Prix Cars (HGPCA)

Race 20 - Sector Analysis

38 Tony Best (7A)								Ferrari 246 Dino							
lap	Sect-1	Speed	Sect-2	Speed	Sect-3	Speed	Laptime Pit	lap	Sect-1	Speed	Sect-2	Speed	Sect-3	Speed	Laptime Pit
1		120.1	1:15.568	134.5	28.621	92.3	2:35.541	6	47.463	120.5	1:14.381	134.2	28.074	87.5	2:29.918
2	47.597	121.8	1:14.667	133.2	28.823	88.2	2:31.087	7	46.781	120.7	1:14.170	132.4	28.319	88.3	2:29.270
3	47.639	120.9	1:15.159	128.3	28.026	91.6	2:30.824	8	47.738	118.4	1:14.668	132.6	28.107	88.5	2:30.513
4	46.489	121.1	1:14.381	131.1	27.839	90.9	2:28.709	9	46.642	124.3	1:14.073	132.9	28.097	91.3	2:28.812
5	48.167	116.3	1:15.543	132.4	29.716	82.0	2:33.426	10							

43 Charles Gillett (9)								Cooper T43							
lap	Sect-1	Speed	Sect-2	Speed	Sect-3	Speed	Laptime Pit	lap	Sect-1	Speed	Sect-2	Speed	Sect-3	Speed	Laptime Pit
1		118.4	1:13.859	128.6	27.990	91.9	2:31.471	5	45.338	123.6	1:13.724	131.6	27.331	89.4	2:26.393
2	45.867	123.8	1:13.919	132.1	27.938	91.2	2:27.724	6	46.502	119.4	1:13.515	131.1	27.352	93.1	2:27.369
3	46.624	124.3	1:14.301	126.6	27.475	89.2	2:28.400	7	45.888	123.6	1:13.545	129.6	27.572	90.4	2:27.005
4	45.663	122.7	1:13.211	131.3	27.511	88.5	2:26.385	8							

51 Rob Hall (9)								Cooper T43/51							
lap	Sect-1	Speed	Sect-2	Speed	Sect-3	Speed	Laptime Pit	lap	Sect-1	Speed	Sect-2	Speed	Sect-3	Speed	Laptime Pit
1		112.4	1:13.771	130.6	27.691	91.9	2:30.987	6	47.148	113.7	1:14.034	124.7	28.038	85.9	2:29.220
2	46.934	119.2	1:13.005	133.7	27.755	89.5	2:27.694	7	48.137	107.4	1:17.268	110.0	28.499	85.3	2:33.904
3	46.162	117.1	1:13.003	128.8	26.965	91.6	2:26.130	8	51.161	99.4	1:21.616	103.9	29.361	87.3	2:42.138
4	46.378	119.8	1:14.120	116.3	27.708	88.8	2:28.206	9	49.461	109.7	1:18.241	108.2	29.840	78.0	2:37.542
5	45.998	113.7	1:14.424	129.8	27.214	91.8	2:27.636	10							

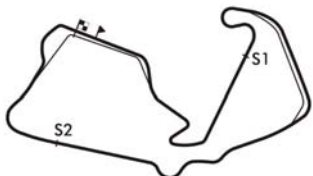
61 Helmut Gassmann (6)								Connaught B4							
lap	Sect-1	Speed	Sect-2	Speed	Sect-3	Speed	Laptime Pit	lap	Sect-1	Speed	Sect-2	Speed	Sect-3	Speed	Laptime Pit
1		101.8	1:26.938	109.3	34.575	76.7	3:02.144	5	52.216	107.2	1:23.769	115.5	32.015	79.9	2:48.000
2	54.731	106.0	1:26.379	111.5	34.948	77.0	2:56.058	6	52.157	104.4	1:23.734	106.5	33.284	77.2	2:49.175
3	53.693	106.9	1:26.056	114.9	33.782	79.4	2:53.531	7	52.032	102.6	1:23.975	117.9	32.983	78.9	2:48.990
4	53.787	106.5	1:24.368	113.7	33.044	80.4	2:51.199	8	52.894	111.3	1:23.300	115.1	33.421	80.5	2:49.615

66 Sid Hoole (11)								Cooper T66 F1							
lap	Sect-1	Speed	Sect-2	Speed	Sect-3	Speed	Laptime Pit	lap	Sect-1	Speed	Sect-2	Speed	Sect-3	Speed	Laptime Pit
1		110.4	1:15.026	135.3	28.835	92.9	2:34.763	6	46.471	118.8	1:13.700	133.2	28.614	88.7	2:28.785
2	46.791	119.6	1:13.822	135.0	28.781	86.8	2:29.394	7	46.565	120.7	1:13.829	131.6	28.621	86.3	2:29.015
3	46.253	118.8	1:13.221	135.8	28.581	85.1	2:28.055	8	46.489	121.6	1:14.544	134.2	28.294	90.4	2:29.327
4	46.632	117.9	1:13.880	132.6	28.638	87.4	2:29.150	9	46.765	120.5	1:13.171	133.9	28.653	90.9	2:28.589
5	46.392	118.4	1:13.939	130.8	29.265	86.8	2:29.596	10							

70 Jean-Georges van Praet (5)								Cooper Bristol T23 Mk2							
lap	Sect-1	Speed	Sect-2	Speed	Sect-3	Speed	Laptime Pit	lap	Sect-1	Speed	Sect-2	Speed	Sect-3	Speed	Laptime Pit
1		99.9	1:33.202	96.6	36.489	68.2	3:19.533	5	58.531	100.5	1:29.236	98.7	35.708	72.4	3:03.475
2	57.349	101.5	1:31.092	101.1	35.371	71.4	3:03.812	6	56.366	100.2	1:30.364	97.4	34.662	75.1	3:01.392
3	56.952	96.7	1:31.341	105.5	35.668	74.7	3:03.961	7	55.800	102.0	1:27.801	110.6	33.567	79.0	2:57.168
4	56.454	95.3	1:33.136	103.1	35.781	72.0	3:05.371	8	54.722	102.1	1:26.788	105.4	34.153	77.9	2:55.663

73 Tom Dark (7B)								Cooper T51							
lap	Sect-1	Speed	Sect-2	Speed	Sect-3	Speed	Laptime Pit	lap	Sect-1	Speed	Sect-2	Speed	Sect-3	Speed	Laptime Pit
1		125.7	1:13.365	141.3	27.934	93.7	2:29.867	4	46.905	120.5	1:12.743	132.4	28.374	89.0	2:28.022
2	46.628	127.1	1:12.267	138.4	28.127	86.7	2:27.022	5	48.977	103.7	1:27.289	79.8	In		2:57.712 P
3	45.923	134.5	1:11.572	137.0	27.840	88.0	2:25.335	6							

75 Niamh Wood (5)								Cooper Bristol T20 Mk1							
lap	Sect-1	Speed	Sect-2	Speed	Sect-3	Speed	Laptime Pit	lap	Sect-1	Speed	Sect-2	Speed	Sect-3	Speed	Laptime Pit
1		96.0	1:23.789	118.4	30.925	81.3	2:54.485	5	50.461	106.0	1:19.930	118.4	30.019	84.4	2:40.410
2	51.701	106.4	1:21.454	117.3	31.359	79.7	2:44.514	6	49.771	104.7	1:20.111	118.4	29.873	84.5	2:39.755
3	52.083	107.0	1:19.464	118.4	30.190	82.8	2:41.737	7	50.234	107.2	1:19.994	118.1	30.017	74.2	2:40.245
4	50.016	107.5	1:20.269	117.9	29.931	83.6	2:40.216	8	51.300	103.2	1:24.053	119.2	30.525	80.1	2:45.878



Session Start: 16:34:52 - Finish: 16:56:35

Weather/Track Conditions: Bright / Dry

Circuit: Silverstone Historic Grand Prix

Track Length: 5.857 Km - 3.6394 miles

Printed: 22-07-2018 - 17:02

Silverstone Classic - 20 - 22 Jul 2018

Adrian Flux Trophy For Pre '66 Grand Prix Cars (HGPCA)

Race 20 - Sector Analysis

77 Geraint Owen (8)								Kurtis-Offenhauser 500C							
lap	Sect-1	Speed	Sect-2	Speed	Sect-3	Speed	Laptime Pit	lap	Sect-1	Speed	Sect-2	Speed	Sect-3	Speed	Laptime Pit
1		115.1	1:15.652	141.0	28.748	91.6	2:34.436	6	47.466	123.8	1:14.696	143.1	28.424	88.3	2:30.586
2	46.809	123.8	1:15.001	141.0	30.163	87.7	2:31.973	7	46.732	126.1	1:14.339	142.8	28.508	90.6	2:29.579
3	48.309	119.0	1:14.915	144.3	28.819	86.4	2:32.043	8	47.366	124.0	1:14.459	143.4	28.433	91.4	2:30.258
4	47.053	123.8	1:15.473	141.9	28.569	92.2	2:31.095	9	47.768	125.0	1:15.127	142.5	29.230	89.7	2:32.125
5	47.615	121.1	1:14.436	138.4	28.901	89.8	2:30.952	10							

80 Nick Taylor (10)								Lotus 18							
lap	Sect-1	Speed	Sect-2	Speed	Sect-3	Speed	Laptime Pit	lap	Sect-1	Speed	Sect-2	Speed	Sect-3	Speed	Laptime Pit
1		109.8	1:15.781	130.1	29.021	90.9	2:37.622	6	47.357	117.9	1:14.523	128.3	27.622	89.0	2:29.502
2	46.771	117.9	1:15.081	129.8	28.907	87.7	2:30.759	7	46.060	117.1	1:14.215	126.4	27.313	91.3	2:27.588
3	47.514	118.4	1:15.241	129.6	28.601	89.4	2:31.356	8	47.281	118.4	1:13.326	127.3	27.712	92.2	2:28.319
4	46.587	120.1	1:15.803	127.1	27.890	90.2	2:30.280	9	45.824	122.2	1:13.497	128.1	28.266	85.6	2:27.587
5	45.881	119.2	1:14.195	129.6	28.968	79.1	2:29.044	10							

88 Bernardo Hartogs (10)								Lotus 18/21							
lap	Sect-1	Speed	Sect-2	Speed	Sect-3	Speed	Laptime Pit	lap	Sect-1	Speed	Sect-2	Speed	Sect-3	Speed	Laptime Pit
1		104.9	1:20.469	122.7	30.726	81.4	2:47.189	6	48.436	111.8	1:17.191	121.4	28.781	83.6	2:34.408
2	49.997	111.7	1:18.144	121.6	30.518	81.5	2:38.659	7	49.062	113.6	1:18.686	121.8	28.808	85.6	2:36.556
3	50.915	108.2	1:17.253	118.1	28.860	86.3	2:37.028	8	48.400	113.2	1:16.966	118.4	28.240	89.4	2:33.606
4	48.873	110.0	1:17.150	116.5	30.234	82.1	2:36.257	9	48.361	108.6	1:17.122	117.5	28.790	88.2	2:34.273
5	49.252	110.4	1:16.941	118.1	28.552	86.4	2:34.745	10							

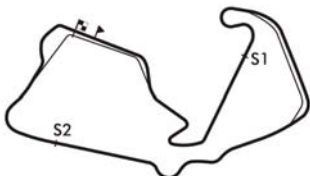
91 Chris Drake (10)								Cooper T53							
lap	Sect-1	Speed	Sect-2	Speed	Sect-3	Speed	Laptime Pit	lap	Sect-1	Speed	Sect-2	Speed	Sect-3	Speed	Laptime Pit
1		119.2	1:12.403	133.9	27.790	92.1	2:27.458	5	44.774	120.1	1:12.829	130.8	27.742	94.1	2:25.345
2	45.260	124.5	1:12.689	131.8	27.629	94.5	2:25.578	6	46.318	120.7	1:14.764	127.6	28.812	80.9	2:29.894
3	44.700	119.2	1:12.342	132.1	27.547	95.3	2:24.589	7	52.417	83.6	1:29.209	130.6	29.418	77.9	2:51.044
4	45.474	117.1	1:13.443	130.3	27.474	92.8	2:26.391	8	59.045	63.5	3:13.595	70.3	36.477	64.7	4:49.117

99 John Evans (12)								Brabham BT4							
lap	Sect-1	Speed	Sect-2	Speed	Sect-3	Speed	Laptime Pit	lap	Sect-1	Speed	Sect-2	Speed	Sect-3	Speed	Laptime Pit
1		109.1	1:15.107	129.1	29.690	91.1	2:37.419	6	46.384	123.4	1:12.948	132.9	29.923	90.6	2:29.255
2	46.124	118.6	1:14.556	134.8	29.056	90.6	2:29.736	7	45.684	117.3	1:13.657	130.3	30.211	93.2	2:29.552
3	47.649	126.4	1:13.016	141.3	28.326	95.7	2:28.991	8	45.679	123.4	1:13.844	139.2	28.395	94.7	2:27.918
4	45.488	122.9	1:13.793	138.1	28.444	94.9	2:27.725	9	45.878	120.3	1:13.309	141.9	29.137	94.4	2:28.324
5	45.397	117.5	1:13.331	132.4	29.920	79.0	2:28.648	10							

114 Timothy de Silva (11)								Lotus 24							
lap	Sect-1	Speed	Sect-2	Speed	Sect-3	Speed	Laptime Pit	lap	Sect-1	Speed	Sect-2	Speed	Sect-3	Speed	Laptime Pit
1		120.5	1:12.370	129.6	27.076	93.6	2:26.547	2	46.092	118.6	1:14.965	107.7	In		2:31.791 P

116 John Ure (5)								Cooper Bristol T24/25							
lap	Sect-1	Speed	Sect-2	Speed	Sect-3	Speed	Laptime Pit	lap	Sect-1	Speed	Sect-2	Speed	Sect-3	Speed	Laptime Pit
1		110.0	1:18.693	120.7	29.198	87.3	2:42.026	4	49.459	110.2	1:18.162	118.4	29.660	86.1	2:37.281
2	49.037	109.3	1:18.412	120.5	30.268	87.0	2:37.717	5	49.157	109.8	1:18.249	118.1	28.969	86.7	2:36.375
3	49.254	110.0	1:19.164	120.1	29.829	87.3	2:38.247	6	49.475	101.7	1:20.094	116.7	In		2:48.654 P

128 Eddie McGuire (8)								Scarab Offenhauser							
lap	Sect-1	Speed	Sect-2	Speed	Sect-3	Speed	Laptime Pit	lap	Sect-1	Speed	Sect-2	Speed	Sect-3	Speed	Laptime Pit
1		117.1	1:15.796	137.2	29.006	91.8	2:35.247	6	47.011	124.0	1:13.668	134.5	28.448	90.7	2:29.127
2	46.984	129.8	1:14.537	138.1	29.100	86.7	2:30.621	7	46.305	126.1	1:13.868	135.8	29.190	88.9	2:29.363
3	46.215	123.1	1:13.688	136.1	29.080	90.6	2:28.983	8	46.684	121.8	1:15.547	132.6	28.438	90.6	2:30.669
4	46.368	127.3	1:13.931	135.3	28.332	89.5	2:28.631	9	46.039	125.9	1:13.759	136.7	28.553	92.6	2:28.351
5	46.945	122.5	1:14.228	133.9	28.885	92.4	2:30.058	10							



Session Start: 16:34:52 - Finish: 16:56:35

Weather/Track Conditions: Bright / Dry

Circuit: Silverstone Historic Grand Prix

Track Length: 5.857 Km - 3.6394 miles

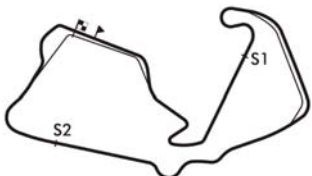
Printed: 22-07-2018 - 17:02

Silverstone Classic - 20 - 22 Jul 2018

Adrian Flux Trophy For Pre '66 Grand Prix Cars (HGPCA)

Race 20 - Sector Analysis

248 Klaus Lehr (6)								Maserati 250F CM5							
lap	Sect-1	Speed	Sect-2	Speed	Sect-3	Speed	Laptime Pit	lap	Sect-1	Speed	Sect-2	Speed	Sect-3	Speed	Laptime Pit
1		117.1	1:18.206	133.4	28.895	89.8	2:40.523	6	48.442	107.4	1:16.344	131.1	30.795	85.6	2:35.581
2	47.616	120.9	1:15.910	133.7	29.313	89.5	2:32.839	7	49.599	116.5	1:18.128	132.1	29.100	86.1	2:36.827
3	47.781	107.4	1:16.302	130.6	29.390	87.4	2:33.473	8	48.509	110.7	1:16.265	133.2	28.921	90.3	2:33.695
4	48.391	107.9	1:19.881	126.4	29.356	89.8	2:37.628	9	47.807	120.7	1:16.139	131.3	29.172	90.4	2:33.118
5	48.984	110.2	1:16.055	132.4	29.702	90.3	2:34.741	10							

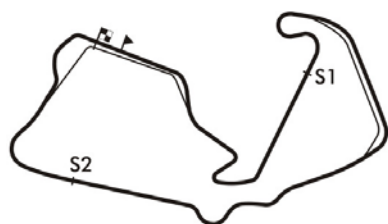


Silverstone Classic - 20 - 22 Jul 2018

Adrian Flux Trophy For Pre '66 Grand Prix Cars (HGPCA)

Race 20 - Best Sector Times

SECTOR 1			SECTOR 2			SECTOR 3			IDEAL / BEST LAP COMPARISON						
NO	TIME	LAP	NO	TIME	LAP	NO	TIME	LAP	NO	NAME	BEST	IN	IDEAL	DIFF	
1	22	44.621	7	11	1:10.723	2	22	26.848	5	22	Peter Horsman	2:23.272	7	2:22.809	+0.463
2	91	44.700	3	22	1:11.340	2	51	26.965	3	91	Chris Drake	2:24.589	3	2:24.516	+0.073
3	12	44.739	3	24	1:11.559	9	114	27.076	1	12	Rudi Friedrichs	2:24.690	2	2:24.181	+0.509
4	11	44.831	3	73	1:11.572	3	80	27.313	7	24	Charles McCabe	2:25.028	9	2:25.028	+0.000
5	43	45.338	5	12	1:11.739	2	43	27.331	5	51	Rob Hall	2:26.130	3	2:25.966	+0.164
6	99	45.397	5	91	1:12.342	3	25	27.362	6	25	Tony Wood	2:26.138	9	2:25.603	+0.535
7	25	45.404	9	114	1:12.370	1	91	27.474	4	9	Mark Daniell	2:26.284	3	2:25.812	+0.472
8	9	45.563	4	9	1:12.636	3	9	27.613	8	80	Nick Taylor	2:27.587	9	2:26.463	+1.124
9	24	45.762	9	25	1:12.837	8	12	27.703	1	99	John Evans	2:27.725	4	2:26.671	+1.054
10	80	45.824	9	99	1:12.948	6	24	27.707	9	66	Sid Hoole	2:28.055	3	2:27.718	+0.337
11	73	45.923	3	51	1:13.003	3	38	27.839	4	128	Eddie McGuire	2:28.351	9	2:28.039	+0.312
12	51	45.998	5	66	1:13.171	9	73	27.840	3	38	Tony Best	2:28.709	4	2:28.401	+0.308
13	128	46.039	9	43	1:13.211	4	11	27.953	1	77	Geraint Owen	2:29.579	7	2:29.495	+0.084
14	114	46.092	2	80	1:13.326	8	88	28.240	8	7	Paul Griffin	2:30.443	9	2:29.943	+0.500
15	66	46.253	3	128	1:13.668	6	66	28.294	8	32	Larry Kinch	2:31.674	3	2:30.542	+1.132
16	38	46.489	4	7	1:14.034	9	32	28.302	8	248	Klaus Lehr	2:32.839	2	2:32.421	+0.418
17	77	46.732	7	38	1:14.073	9	99	28.326	3	88	Bernardo Hartogs	2:33.606	8	2:33.542	+0.064
18	7	47.065	9	77	1:14.339	7	128	28.332	4	27	Harindra de Silva	2:33.646	4	2:32.436	+1.210
19	32	47.226	3	32	1:15.014	3	77	28.424	6	36	John Delane	2:33.947	6	2:33.404	+0.543
20	27	47.484	6	248	1:15.910	2	36	28.590	8	8	Tony Ditheridge	2:34.676	9	2:34.391	+0.285
21	248	47.616	2	27	1:15.976	4	7	28.844	5	17	Marc Valvekens	2:35.805	9	2:35.571	+0.234
22	36	48.015	6	36	1:16.799	9	248	28.895	1	37	Alan Baillie	2:36.168	5	2:35.503	+0.665
23	8	48.232	5	8	1:16.830	9	116	28.969	5	28	Graham Adelman	2:36.264	7	2:36.067	+0.197
24	88	48.361	9	88	1:16.941	5	27	28.976	5	21	Ian Nuthall	2:36.324	2	2:36.200	+0.124
25	28	48.452	6	28	1:16.945	7	37	29.035	9	19	Paul Grant	2:37.811	6	2:37.589	+0.222
26	37	48.822	8	17	1:17.315	9	33	29.040	5	33	Chris Phillips	2:38.421	4	2:37.861	+0.560
27	21	48.942	2	37	1:17.646	9	19	29.094	5	75	Niamh Wood	2:39.755	6	2:39.108	+0.647
28	116	49.037	2	21	1:18.052	6	17	29.107	5	34	John Bussey	2:39.839	6	2:39.051	+0.788
29	17	49.149	7	116	1:18.162	4	21	29.206	1	23	Barry Wood	2:42.589	7	2:42.569	+0.020
30	19	49.279	7	33	1:18.947	5	8	29.329	9	61	Helmut Gassmann	2:48.000	5	2:47.347	+0.653
31	75	49.771	6	34	1:19.062	6	75	29.873	6	29	Francesco Baldanz	2:50.545	8	2:49.626	+0.919
32	34	49.833	7	19	1:19.216	6	34	30.156	8	70	Jean-Georges van F	2:55.663	8	2:55.077	+0.586
33	33	49.874	4	75	1:19.464	3	23	30.656	7	2	Julia de Baldanza	3:03.847	5	3:02.115	+1.732
34	23	50.968	4	23	1:20.945	7	28	30.670	7	11	Jon Fairley	2:25.236	2	2:23.507	+1.729
35	61	52.032	7	61	1:23.300	8	29	32.013	4	73	Tom Dark	2:25.335	3	2:25.335	+0.000
36	29	53.088	8	29	1:24.525	8	61	32.015	5	43	Charles Gillett	2:26.385	4	2:25.880	+0.505
37	70	54.722	8	70	1:26.788	8	70	33.567	7	114	Timothy de Silva	2:26.547	1	2:25.538	+1.009
38	2	55.805	7	2	1:30.066	2	2	36.244	7	116	John Ure	2:36.375	5	2:36.168	+0.207
39	26	1:02.484	1	26	1:42.426	1	26	39.526	1	26	Luc Brandts	3:28.343	2	3:24.436	+3.907
40	10			10			20			10	William Nuthall				+
41	20			20			10			20	David Wenman				+



Session Start: 16:34:52 - Finish: 16:56:35

Weather/Track Conditions: Bright / Dry

Circuit: Silverstone Historic Grand Prix

Track Length: 5.857 Km - 3.6394 miles

Printed: 22-07-2018 - 17:02

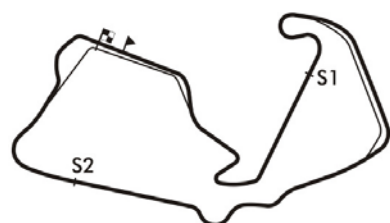


Silverstone Classic - 20 - 22 Jul 2018

Adrian Flux Trophy For Pre '66 Grand Prix Cars (HGPCA)

Race 20 - Best Sector Speeds

	NO	SECTOR 1	MPH	NO	SECTOR 2	MPH	NO	SECTOR 3	MPH
1	73	Tom Dark	134.5	24	Charles McCabe	144.3	22	Peter Horsman	97.8
2	11	Jon Fairley	132.9	77	Geraint Owen	144.3	12	Rudi Friedrichs	97.7
3	24	Charles McCabe	130.3	12	Rudi Friedrichs	143.7	99	John Evans	95.7
4	128	Eddie McGuire	129.8	22	Peter Horsman	143.7	11	Jon Fairley	95.5
5	22	Peter Horsman	129.3	11	Jon Fairley	142.5	24	Charles McCabe	95.3
6	12	Rudi Friedrichs	128.6	99	John Evans	141.9	91	Chris Drake	95.3
7	25	Tony Wood	127.1	73	Tom Dark	141.3	9	Mark Daniell	94.1
8	32	Larry Kinch	127.1	128	Eddie McGuire	138.1	73	Tom Dark	93.7
9	99	John Evans	126.4	32	Larry Kinch	137.5	114	Timothy de Silva	93.6
10	77	Geraint Owen	126.1	25	Tony Wood	137.0	43	Charles Gillett	93.1
11	9	Mark Daniell	125.9	66	Sid Hoole	135.8	66	Sid Hoole	92.9
12	91	Chris Drake	124.5	9	Mark Daniell	135.3	128	Eddie McGuire	92.6
13	38	Tony Best	124.3	38	Tony Best	134.5	38	Tony Best	92.3
14	43	Charles Gillett	124.3	91	Chris Drake	133.9	25	Tony Wood	92.2
15	7	Paul Griffin	123.1	51	Rob Hall	133.7	77	Geraint Owen	92.2
16	80	Nick Taylor	122.2	248	Klaus Lehr	133.7	80	Nick Taylor	92.2
17	66	Sid Hoole	121.6	27	Harindra de Silva	132.9	51	Rob Hall	91.9
18	27	Harindra de Silva	121.4	28	Graham Adelman	132.1	7	Paul Griffin	90.4
19	248	Klaus Lehr	120.9	43	Charles Gillett	132.1	248	Klaus Lehr	90.4
20	114	Timothy de Silva	120.5	7	Paul Griffin	130.6	32	Larry Kinch	89.5
21	51	Rob Hall	119.8	80	Nick Taylor	130.1	88	Bernardo Hartogs	89.4
22	37	Alan Baillie	117.3	114	Timothy de Silva	129.6	28	Graham Adelman	88.8
23	17	Marc Valvekens	116.7	8	Tony Ditheridge	128.3	27	Harindra de Silva	88.3
24	28	Graham Adelman	116.3	17	Marc Valvekens	125.9	8	Tony Ditheridge	88.1
25	8	Tony Ditheridge	115.9	37	Alan Baillie	124.7	37	Alan Baillie	87.5
26	36	John Delane	114.5	36	John Delane	123.8	17	Marc Valvekens	87.4
27	88	Bernardo Hartogs	113.6	88	Bernardo Hartogs	122.7	21	Ian Nuthall	87.3
28	34	John Bussey	112.8	116	John Ure	120.7	116	John Ure	87.3
29	21	Ian Nuthall	111.7	21	Ian Nuthall	119.8	36	John Delane	86.3
30	61	Helmut Gassmann	111.3	34	John Bussey	119.8	19	Paul Grant	85.5
31	19	Paul Grant	110.9	33	Chris Phillips	119.2	34	John Bussey	84.7
32	116	John Ure	110.2	75	Niamh Wood	119.2	33	Chris Phillips	84.6
33	33	Chris Phillips	108.1	61	Helmut Gassmann	117.9	23	Barry Wood	84.5
34	75	Niamh Wood	107.5	19	Paul Grant	117.7	75	Niamh Wood	84.5
35	23	Barry Wood	106.5	23	Barry Wood	116.9	29	Francesco Baldanza	82.1
36	29	Francesco Baldanza	104.2	29	Francesco Baldanza	114.1	61	Helmut Gassmann	80.5
37	70	Jean-Georges van Praet	102.1	70	Jean-Georges van Praet	110.6	70	Jean-Georges van Praet	79.0
38	2	Julia de Baldanza	94.8	2	Julia de Baldanza	102.6	2	Julia de Baldanza	74.9
39	26	Luc Brandts	82.2	26	Luc Brandts	74.2	26	Luc Brandts	64.4
40	10	William Nuthall	0.0	10	William Nuthall	0.0	20	David Wenman	63.9



Session Start: 16:34:52 - Finish: 16:56:35

Weather/Track Conditions: Bright / Dry

Circuit: Silverstone Historic Grand Prix

Track Length: 5.857 Km - 3.6394 miles

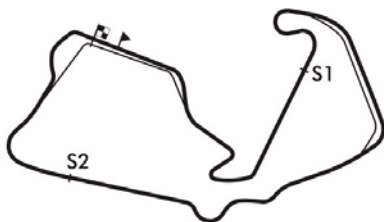
Printed: 22-07-2018 - 17:02

Silverstone Classic - 20 - 22 Jul 2018

Adrian Flux Trophy For Pre '66 Grand Prix Cars (HGPCA)

Race 20 - Best Sector Speeds

41		20	David Wenman	0.0		20	David Wenman	0.0		10	William Nuthall	0.0
----	--	----	--------------	-----	--	----	--------------	-----	--	----	-----------------	-----



Session Start: 16:34:52 - Finish: 16:56:35

Weather/Track Conditions: Bright / Dry

Circuit: Silverstone Historic Grand Prix

Track Length: 5.857 Km - 3.6394 miles

Printed: 22-07-2018 - 17:02



Silverstone Classic - 20 - 22 Jul 2018

Adrian Flux Trophy For Pre '66 Grand Prix Cars (HGPCA)

Race 20 - Lap Chart

Lap 1			Lap 2			Lap 3			Lap 4			Lap 5			Lap 6		
NO	Behind	Laptime	NO	Behind	Laptime	NO	Behind	Laptime	NO	Behind	Laptime	NO	Behind	Laptime	NO	Behind	Laptime
22		2:25.208	22		2:23.319	22		2:23.597	22		2:23.652	22		2:24.055	22		2:25.026
12	1.188	2:26.396	12	2.559	2:24.690	12	4.634	2:25.672	91	8.240	2:26.391	91	9.530	2:25.345	61	1 LAP	2:48.000
114	1.339	2:26.547	91	4.509	2:25.578	91	5.501	2:24.589	73	14.470	2:28.022	9	18.854	2:28.041	29	1 LAP	2:51.911
91	2.250	2:27.458	73	8.362	2:27.022	73	10.100	2:25.335	9	14.868	2:26.588	43	20.542	2:26.393	91	14.398	2:29.894
73	4.659	2:29.867	9	9.245	2:27.084	9	11.932	2:26.284	51	17.241	2:28.206	51	20.822	2:27.636	9	20.276	2:26.448
25	5.042	2:30.250	114	9.811	2:31.791	51	12.687	2:26.130	43	18.204	2:26.385	25	25.268	2:28.831	43	22.885	2:27.369
9	5.480	2:30.688	25	10.035	2:28.312	25	14.791	2:28.353	25	20.492	2:29.353	66	31.127	2:29.596	51	25.016	2:29.220
51	5.779	2:30.987	51	10.154	2:27.694	43	15.471	2:28.400	66	25.586	2:29.150	99	32.688	2:28.648	25	27.149	2:26.907
43	6.263	2:31.471	43	10.668	2:27.724	66	20.088	2:28.055	128	27.706	2:28.631	70	1 LAP	3:05.371	66	34.886	2:28.785
77	9.228	2:34.436	66	15.630	2:29.394	128	22.727	2:28.983	99	28.095	2:27.725	128	33.709	2:30.058	99	36.917	2:29.255
66	9.555	2:34.763	128	17.341	2:30.621	99	24.022	2:28.991	38	30.385	2:28.709	24	38.986	2:29.923	128	37.810	2:29.127
128	10.039	2:35.247	77	17.882	2:31.973	38	25.328	2:30.824	24	33.118	2:28.886	2	1 LAP	3:07.442	24	43.493	2:29.533
38	10.333	2:35.541	38	18.101	2:31.087	77	26.328	2:32.043	77	33.771	2:31.095	80	39.230	2:29.044	80	43.706	2:29.502
24	11.957	2:37.165	99	18.628	2:29.736	80	27.613	2:31.356	80	34.241	2:30.280	38	39.756	2:33.426	38	44.648	2:29.918
99	12.211	2:37.419	11	18.912	2:25.236	24	27.884	2:31.303	32	47.623	2:35.646	77	40.668	2:30.952	77	46.228	2:30.586
80	12.414	2:37.622	80	19.854	2:30.759	11	30.126	2:34.811	248	48.687	2:37.628	73	48.127	2:57.712	32	1:09.648	2:36.938
248	15.315	2:40.523	24	20.178	2:31.540	248	34.711	2:33.473	7	55.524	2:33.637	32	57.736	2:34.168	248	1:09.928	2:35.581
37	16.006	2:41.214	248	24.835	2:32.839	32	35.629	2:31.674	37	57.660	2:37.401	248	59.373	2:34.741	7	1:11.193	2:32.044
116	16.818	2:42.026	32	27.552	2:32.882	37	43.911	2:38.091	8	59.222	2:37.547	7	1:04.175	2:32.706	70	1 LAP	3:03.475
11	16.995	2:42.203	37	29.417	2:36.730	8	45.327	2:37.841	116	59.495	2:37.281	37	1:09.773	2:36.168	2	1 LAP	3:03.847
32	17.989	2:43.197	8	31.083	2:35.820	7	45.539	2:35.712	21	1:01.079	2:38.369	8	1:11.391	2:36.224	37	1:21.726	2:36.979
8	18.582	2:43.790	116	31.216	2:37.717	116	45.866	2:38.247	27	1:02.910	2:33.646	116	1:11.815	2:36.375	8	1:22.586	2:36.221
21	19.303	2:44.511	21	32.308	2:36.324	21	46.362	2:37.651	88	1:03.357	2:36.257	27	1:13.664	2:34.809	88	1:23.429	2:34.408
28	21.519	2:46.727	7	33.424	2:34.498	88	50.752	2:37.028	36	1:09.315	2:37.554	88	1:14.047	2:34.745	27	1:23.441	2:34.803
88	21.981	2:47.189	88	37.321	2:38.659	27	52.916	2:37.209	28	1:09.534	2:38.882	21	1:15.131	2:38.107	21	1:27.436	2:37.331
7	22.245	2:47.453	28	37.461	2:39.261	28	54.304	2:40.440	17	1:10.032	2:38.763	36	1:21.091	2:35.831	36	1:30.012	2:33.947
17	22.670	2:47.878	17	38.729	2:39.378	17	54.921	2:39.789	33	1:11.243	2:38.421	17	1:23.010	2:37.033	116	1:35.443	2:48.654
33	22.879	2:48.087	27	39.304	2:36.260	36	55.413	2:36.286	19	1:14.064	2:39.149	28	1:25.077	2:39.598	17	1:36.064	2:38.080
19	24.087	2:49.295	33	39.684	2:40.124	33	56.474	2:40.387	26	1 LAP	3:46.776	33	1:25.653	2:38.465	28	1:36.355	2:36.304
27	26.363	2:51.571	19	41.996	2:41.228	19	58.567	2:40.168	75	1:25.176	2:40.216	19	1:28.286	2:38.277	33	1:39.515	2:38.888
36	26.923	2:52.131	36	42.724	2:39.120	34	1:06.998	2:42.199	34	1:26.091	2:42.745	75	1:41.531	2:40.410	19	1:41.071	2:37.811
23	28.785	2:53.993	34	48.396	2:42.035	75	1:08.612	2:41.737	23	1:31.827	2:43.257	34	1:42.262	2:40.226	75	1:56.260	2:39.755
75	29.277	2:54.485	23	50.104	2:44.638	23	1:12.222	2:45.715	61	2:07.156	2:51.199	23	1:52.031	2:44.259	34	1:57.075	2:39.839
34	29.680	2:54.888	75	50.472	2:44.514	61	1:39.609	2:53.531	29	2:08.382	2:51.329	12	1 LAP	7:04.482	23	2:10.608	2:43.603
61	36.936	3:02.144	61	1:09.675	2:56.058	29	1:40.705	2:54.149									
29	38.862	3:04.070	29	1:10.153	2:54.610	70	2:15.182	3:03.961									
70	54.325	3:19.533	70	1:34.818	3:03.812	2	2:19.365	3:05.115									
2	55.886	3:21.094	2	1:37.847	3:05.280												
26	1:09.847	3:35.055	26	2:14.871	3:28.343												

Session Start: 16:34:52 - Finish: 16:56:35

Weather/Track Conditions: Bright / Dry

Circuit: Silverstone Historic Grand Prix

Track Length: 5.857 Km - 3.6394 miles

Printed: 22-07-2018 - 17:03

Silverstone Classic - 20 - 22 Jul 2018

Adrian Flux Trophy For Pre '66 Grand Prix Cars (HGPCA)

Race 20 - Lap Chart

Lap 7			Lap 8			Lap 9		
NO	Behind	Laptime	NO	Behind	Laptime	NO	Behind	Laptime
22		2:23.272	22		2:25.515	22		2:28.616
12	2 LAPS	2:29.623	23	1 LAP	2:42.589	75	1 LAP	2:45.878
9	25.796	2:28.792	12	2 LAPS	2:29.595	34	1 LAP	2:43.985
43	26.618	2:27.005	9	27.811	2:27.530	12	2 LAPS	2:30.290
25	31.297	2:27.420	25	32.203	2:26.421	28	1 LAP	3:19.758
61	1 LAP	2:49.175	66	44.441	2:29.327	2	2 LAPS	3:04.759
51	35.648	2:33.904	99	45.600	2:27.918	23	1 LAP	2:44.536
66	40.629	2:29.015	128	49.055	2:30.669	9	26.369	2:27.174
91	42.170	2:51.044	24	49.942	2:28.101	25	29.725	2:26.138
99	43.197	2:29.552	80	50.826	2:28.319	91	1 LAP	4:49.117
128	43.901	2:29.363	51	52.271	2:42.138	66	44.414	2:28.589
29	1 LAP	2:56.833	61	1 LAP	2:48.990	99	45.308	2:28.324
24	47.356	2:27.135	38	55.644	2:30.513	24	46.354	2:25.028
80	48.022	2:27.588	77	57.278	2:30.258	128	48.790	2:28.351
38	50.646	2:29.270	29	1 LAP	2:53.030	80	49.797	2:27.587
77	52.535	2:29.579	7	1:28.943	2:33.008	38	55.840	2:28.812
7	1:21.450	2:33.529	32	1:29.494	2:32.586	77	1:00.787	2:32.125
32	1:22.423	2:36.047	248	1:31.663	2:33.695	51	1:01.197	2:37.542
248	1:23.483	2:36.827	88	1:44.804	2:33.606	61	1 LAP	2:49.615
37	1:35.814	2:37.360	8	1:47.094	2:35.474	7	1:30.770	2:30.443
88	1:36.713	2:36.556	27	1:47.455	2:35.169	32	1:32.753	2:31.875
8	1:37.135	2:37.821	37	1:47.743	2:37.444	29	1 LAP	2:50.545
27	1:37.801	2:37.632	36	1:51.345	2:34.169	248	1:36.165	2:33.118
36	1:42.691	2:35.951	21	1:56.695	2:38.320	88	1:50.461	2:34.273
21	1:43.890	2:39.726	17	2:02.900	2:38.373	8	1:53.154	2:34.676
28	1:49.347	2:36.264	19	2:11.037	2:40.556	27	1:53.518	2:34.679
70	1 LAP	3:01.392	33	2:11.307	2:41.192	37	1:55.477	2:36.350
17	1:50.042	2:37.250	70	1 LAP	2:57.168	36	1:57.078	2:34.349
33	1:55.630	2:39.387				21	2:08.071	2:39.992
19	1:55.996	2:38.197				17	2:10.089	2:35.805
2	1 LAP	3:10.392				19	2:21.303	2:38.882
75	2:13.233	2:40.245				33	2:21.626	2:38.935
34	2:16.087	2:42.284				70	1 LAP	2:55.663

Session Start: 16:34:52 - Finish: 16:56:35

Weather/Track Conditions: Bright / Dry

Circuit: Silverstone Historic Grand Prix

Track Length: 5.857 Km - 3.6394 miles

Printed: 22-07-2018 - 17:03