



SPA SIX HOURS

in partnership with

19 & 20 September 2015



10· Historic Grand Prix Cars Association

Qualifying

Pos	No	Cl	Ty Drivers	Nat	Veh	1stSession	2ndSession	Best	Gap	Km/H
1	99	12	GRIFFITHS M	GB	BRABHAM BT4	2:45.349	5	2:45.349		152,492
2	122	12	HORSMAN P	GB	LOTUS 18/21	2:46.313	8	2:46.313	0:00.964	151,608
3	25	11	MIDDLEHURST A	GB	LOTUS 25 R4	2:51.286	6	2:51.286	0:05.937	147,206
4	3	7b	CANNELL B	GB	COOPER T51	2:54.018	11	2:54.018	0:08.669	144,895
5	11	12	FAIRLEY J	GB	BRABHAM BT11A	2:56.649	5	2:56.649	0:11.300	142,737
6	26	11	MULLEN P	GB	BRM P261 2	2:56.664	10	2:56.664	0:11.315	142,725
7	31	6	FIERRO G	SP	MASERATI 250F 2501/2523	2:56.742	10	2:56.742	0:11.393	142,662
8	22	6	HART S	GB	MASERATI 250F CM7	2:56.892	10	2:56.892	0:11.543	142,541
9	50	10	STUDER P	CH	LOTUS 24	2:57.841	5	2:57.841	0:12.492	141,781
10	118	12	GOETZE W	D	COOPER T53	2:58.907	9	2:58.907	0:13.558	140,936
11	42	9	WILLIS J	GB	COOPER T45	2:58.907	8	2:58.907	0:13.558	140,936
12	2	8	JOLLEY R	GB	LISTER JAGUAR Monzanapolis 378	2:59.167	9	2:59.167	0:13.818	140,731
13	9	7a	BAILEY M	GB	LOTUS 16 364	2:59.731	10	2:59.731	0:14.382	140,290
14	16	8	VALVEKENS M	B	ASTON MARTIN DBR4/4	3:00.666	10	3:00.666	0:15.317	139,564
15	66	11	HOOLE S	GB	COOPER T66	3:00.728	5	3:00.728	0:15.379	139,516
16	77	8	OWEN G	GB	KURTIS 500C	3:01.002	9	3:01.002	0:15.653	139,305
17	124	7a	WANTY M	B	LOTUS 16 368	3:01.428	10	3:01.428	0:16.079	138,977
18	1	7a	SMITH T	GB	FERRARI Dino	3:02.039	10	3:02.039	0:16.690	138,511
19	37	10	PERK E	NL	HERON F1	3:03.774	5	3:03.774	0:18.425	137,203
20	7	11	MIGUENS C	ARG	LOTUS 24 947	3:04.358	9	3:04.358	0:19.009	136,769
21	71	10	BAILLIE A	GB	COOPER T71/73	3:05.386	3	3:05.386	0:20.037	136,010
22	21	6	NUTHALL I	GB	ALTA F2	3:06.705	10	3:06.705	0:21.356	135,049
23	15	10	STAES E	B	LOTUS 18/21	3:06.854	5	3:06.854	0:21.505	134,942
24	119	10	TROUILLARD F	F	LOTUS 21/24	3:07.138	8	3:07.138	0:21.789	134,737
25	19	6	GRANT P	GB	COOPER-BRISTOL 3/53	3:07.453	10	3:07.453	0:22.104	134,511
26	20	10	BOND S	GB	LOTUS 18 912	3:09.077	10	3:09.077	0:23.728	133,355
27	53	12	TAYLOR S	AUS	COOPER T 53	3:10.255	6	3:10.255	0:24.906	132,529
28	29	10	BURATTI F	I	LOTUS 21	3:10.483	10	3:10.483	0:25.134	132,371
29	69	7b	GUARINO A	I	LOTUS 18 370	3:10.518	9	3:10.518	0:25.169	132,347
30	6	6	EYRE M	GB	COOPER-BRISTOL 8/53	3:11.918	8	3:11.918	0:26.569	131,381
31	33	6	PHILLIPS C	GB	COOPER-BRISTOL 6/53	3:12.670	10	3:12.670	0:27.321	130,868
32	248	6	LEHR K	D	MASERATI 250F CM5	3:13.052	5	3:13.052	0:27.703	130,609
33	12	7b	BAILEY T	GB	JBW F1	3:13.253	9	3:13.253	0:27.904	130,474
34	8	9	DITHERIDGE A	GB	COOPER T45	3:13.648	4	3:13.648	0:28.299	130,207
35	111	11	ROMANO J	USA	BRABHAM BT11 5	3:14.204	8	3:14.204	0:28.855	129,835
36	34	2	DARK T	GB	BUGATTI T37C	3:14.728	8	3:14.728	0:29.379	129,485
37	14	9	COOK M	GB	COOPER T43	3:15.308	2	3:15.308	0:29.959	129,101
38	24	7b	McCABE C	USA	LOTUS 18 907	3:16.772	5	3:16.772	0:31.423	128,140
39	43	9	PILKINGTON T	GB	COOPER T43	3:17.054	9	3:17.054	0:31.705	127,957
40	4	6	RUSSELL S	GB	COOPER-BRISTOL 2/53	3:17.527	5	3:17.527	0:32.178	127,650
41	38	7a	STEELE M	GB	CONNAUGHT C8	3:18.711	5	3:18.711	0:33.362	126,890
42	18	INV	BATCHELOR N	GB	KIEFT GP Car	3:18.870	9	3:18.870	0:33.521	126,788
43	28	10	GODDARD A	GB	COOPER ALFA T56/59	3:21.875	4	3:21.875	0:36.526	124,901
44	47	9	JOLLIFFE B	GB	COOPER T45	3:23.069	2	3:23.069	0:37.720	124,167
45	27	6	DUMOLIN C	B	MASERATI 250F 2507/23/22	3:24.151	8	3:24.151	0:38.802	123,509
46	17	10	BALDANZA F	CH	LOLA Mk3	3:25.545	9	3:25.545	0:40.196	122,671
47	41	7c	MAILE B	GB	COOPER T41	3:26.280	5	3:26.280	0:40.931	122,234
48	51	7b	BAILEY T	GB	COOPER T51	3:29.001	4	3:29.001	0:43.652	120,642
49	5	2	PILKINGTON R	GB	TALBOT LAGO T26SS	3:29.300	8	3:29.300	0:43.951	120,470
50	145	9	BAUDOIN M	FR	COOPER T45	3:30.407	3	3:30.407	0:45.058	119,836
51	23	2	BRANDTS L	NL	TALBOT LAGO T26C	3:43.695	7	3:43.695	0:58.346	112,718
52	10	2	de BALDANZA J	GB	MASERATI A6GCM	3:47.772	7	3:47.772	1:02.423	110,700
53	75	6	McGUIRE E	GB	COOPER-BRISTOL 8/52	5:03.042	1	5:03.042	2:17.693	

BACK OF THE GRID

The results are provisional until the end of the time limit for protest and appeals

Time limit for protest expires 30' at the latest after publication of the results - Time :

Results are suspended till the end of scrutineering

Spa-Francorchamps

Circuit Length = 7,004 km

Clerk of the course: JY
MUNSTERS

Timekeeper: R.I.S.



SPA SIX HOURS

in partnership with

19 & 20 September 2015



10- Historic Grand Prix Cars Association

Qualifying

Pos	No	Cl	Ty	Drivers	Nat	Veh	1stSession	2ndSession	Best	Gap	Km/H	
							2					
1	34	2		DARK T	GB	BUGATTI T37C	3:14.728	8	3:14.728		129,485	
2	5	2		PILKINGTON R	GB	TALBOT LAGO T26SS	3:29.300	8	3:29.300	0:14.572	120,470	
3	23	2		BRANDTS L	NL	TALBOT LAGO T26C	3:43.695	7	3:43.695	0:28.967	112,718	
4	10	2		de BALDANZA J	GB	MASERATI A6GCM	3:47.772	7	3:47.772	0:33.044	110,700	
							6					
1	31	6		FIERRO G	SP	MASERATI 250F 2501/2523	2:56.742	10	2:56.742		142,662	
2	22	6		HART S	GB	MASERATI 250F CM7	2:56.892	10	2:56.892	0:00.150	142,541	
3	21	6		NUTHALL I	GB	ALTA F2	3:06.705	10	3:06.705	0:09.963	135,049	
4	19	6		GRANT P	GB	COOPER-BRISTOL 3/53	3:07.453	10	3:07.453	0:10.711	134,511	
5	6	6		EYRE M	GB	COOPER-BRISTOL 8/53	3:11.918	8	3:11.918	0:15.176	131,381	
6	33	6		PHILLIPS C	GB	COOPER-BRISTOL 6/53	3:12.670	10	3:12.670	0:15.928	130,868	
7	248	6		LEHR K	D	MASERATI 250F CM5	3:13.052	5	3:13.052	0:16.310	130,609	
8	4	6		RUSSELL S	GB	COOPER-BRISTOL 2/53	3:17.527	5	3:17.527	0:20.785	127,650	
9	27	6		DUMOLIN C	B	MASERATI 250F 2507/23/22	3:24.151	8	3:24.151	0:27.409	123,509	
10	75	6		McGUIRE E	GB	COOPER-BRISTOL 8/52	5:03.042	1	5:03.042	2:06.300		
							7a					
1	9	7a		BAILEY M	GB	LOTUS 16 364	2:59.731	10	2:59.731		140,290	
2	124	7a		WANTY M	B	LOTUS 16 368	3:01.428	10	3:01.428	0:01.697	138,977	
3	1	7a		SMITH T	GB	FERRARI Dino	3:02.039	10	3:02.039	0:02.308	138,511	
4	38	7a		STEELE M	GB	CONNAUGHT C8	3:18.711	5	3:18.711	0:18.980	126,890	
							7b					
1	3	7b		CANNELL B	GB	COOPER T51	2:54.018	11	2:54.018		144,895	
2	69	7b		GUARINO A	I	LOTUS 18 370	3:10.518	9	3:10.518	0:16.500	132,347	
3	12	7b		BAILEY T	GB	JBW F1	3:13.253	9	3:13.253	0:19.235	130,474	
4	24	7b		McCABE C	USA	LOTUS 18 907	3:16.772	5	3:16.772	0:22.754	128,140	
5	51	7b		BAILEY T	GB	COOPER T51	3:29.001	4	3:29.001	0:34.983	120,642	
							7c					
1	41	7c		MAILE B	GB	COOPER T41	3:26.280	5	3:26.280		122,234	
							8					
1	2	8		JOLLEY R	GB	LISTER JAGUAR Monzanapolis 378	2:59.167	9	2:59.167		140,731	
2	16	8		VALVEKENS M	B	ASTON MARTIN DBR4/4	3:00.666	10	3:00.666	0:01.499	139,564	
3	77	8		OWEN G	GB	KURTIS 500C	3:01.002	9	3:01.002	0:01.835	139,305	
							9					
1	42	9		WILLIS J	GB	COOPER T45	2:58.907	8	2:58.907		140,936	
2	8	9		DITHERIDGE A	GB	COOPER T45	3:13.648	4	3:13.648	0:14.741	130,207	
3	14	9		COOK M	GB	COOPER T43	3:15.308	2	3:15.308	0:16.401	129,101	
4	43	9		PILKINGTON T	GB	COOPER T43	3:17.054	9	3:17.054	0:18.147	127,957	
5	47	9		JOLLIFFE B	GB	COOPER T45	3:23.069	2	3:23.069	0:24.162	124,167	
6	145	9		BAUDOIN M	FR	COOPER T45	3:30.407	3	3:30.407	0:31.500	119,836	
							10					
1	50	10		STUDER P	CH	LOTUS 24	2:57.841	5	2:57.841		141,781	
2	37	10		PERK E	NL	HERON F1	3:03.774	5	3:03.774	0:05.933	137,203	
3	71	10		BAILLIE A	GB	COOPER T71/73	3:05.386	3	3:05.386	0:07.545	136,010	
4	15	10		STAES E	B	LOTUS 18/21	3:06.854	5	3:06.854	0:09.013	134,942	
5	119	10		TROUILLARD F	F	LOTUS 21/24	3:07.138	8	3:07.138	0:09.297	134,737	
6	20	10		BOND S	GB	LOTUS 18 912	3:09.077	10	3:09.077	0:11.236	133,355	
7	29	10		BURATTI F	I	LOTUS 21	3:10.483	10	3:10.483	0:12.642	132,371	
8	28	10		GODDARD A	GB	COOPER ALFA T56/59	3:21.875	4	3:21.875	0:24.034	124,901	
9	17	10		BALDANZA F	CH	LOLA Mk3	3:25.545	9	3:25.545	0:27.704	122,671	
							11					
1	25	11		MIDDLEHURST A	GB	LOTUS 25 R4	2:51.286	6	2:51.286		147,206	
2	26	11		MULLEN P	GB	BRM P261 2	2:56.664	10	2:56.664	0:05.378	142,725	
3	66	11		HOOLE S	GB	COOPER T66	3:00.728	5	3:00.728	0:09.442	139,516	
4	7	11		MIGUENS C	ARG	LOTUS 24 947	3:04.358	9	3:04.358	0:13.072	136,769	
5	111	11		ROMANO J	USA	BRABHAM BT11 5	3:14.204	8	3:14.204	0:22.918	129,835	
							12					
1	99	12		GRIFFITHS M	GB	BRABHAM BT4	2:45.349	5	2:45.349		152,492	
2	122	12		HORSMAN P	GB	LOTUS 18/21	2:46.313	8	2:46.313	0:00.964	151,608	
3	11	12		FAIRLEY J	GB	BRABHAM BT11A	2:56.649	5	2:56.649	0:11.300	142,737	
4	118	12		GOETZE W	D	COOPER T53	2:58.907	9	2:58.907	0:13.558	140,936	
5	53	12		TAYLOR S	AUS	COOPER T 53	3:10.255	6	3:10.255	0:24.906	132,529	
							INV					
1	18	INV		BATCHELOR N	GB	KIEFT GP Car	3:18.870	9	3:18.870		126,788	

The results are provisional until the end of the time limit for protest and appeals
 Time limit for protest expires 30' at the latest after publication of the results - Time :
 Results are suspended till the end of scrutineering

Spa-Francorchamps
 Circuit Length = 7,004 km

Clerk of the course: JY MUNSTERS	Timekeeper: R.I.S.
-------------------------------------	--------------------



10 - Historic Grand Prix Cars Association

Qualifying*Temps par voiture*

1											
1	14:20:22.580	20:22.580	2	14:23:32.010	3:09.430	3	14:26:37.739	3:05.729	4	14:29:54.482	3:16.743
5	14:34:58.777	5:04.295 G	6	14:39:49.559	4:50.782	7	14:43:01.995	3:12.436	8	14:46:06.707	3:04.712
9	14:49:08.746	3:02.039	10	14:52:10.955	3:02.209						

2											
1	14:18:59.238	18:59.238	2	14:22:15.800	3:16.562	3	14:25:19.822	3:04.022	4	14:28:42.054	3:22.232
5	14:39:19.096	10:37.042	6	14:42:18.853	2:59.757	7	14:45:18.020	2:59.167	8	14:48:19.697	3:01.677
9	14:51:18.878	2:59.181									

3											
1	14:18:37.296	18:37.296	2	14:21:35.314	2:58.018	3	14:24:34.009	2:58.695	4	14:27:28.027	2:54.018
5	14:30:29.211	3:01.184	6	14:35:19.879	4:50.668 G	7	14:39:50.373	4:30.494	8	14:42:59.202	3:08.829
9	14:45:57.905	2:58.703	10	14:48:52.678	2:54.773	11	14:52:02.542	3:09.864			

4											
1	14:19:11.254	19:11.254	2	14:22:29.735	3:18.481	3	14:25:47.262	3:17.527	4	14:29:10.688	3:23.426
5	14:33:24.659	4:13.971 G									

5											
1	14:19:31.803	19:31.803	2	14:23:01.103	3:29.300	3	14:26:31.225	3:30.122	4	14:30:08.491	3:37.266
5	14:35:16.942	5:08.451 G	6	14:43:46.236	8:29.294	7	14:47:18.885	3:32.649	8	14:50:49.168	3:30.283

6											
1	14:20:34.289	20:34.289	2	14:23:53.386	3:19.097	3	14:27:16.983	3:23.597	4	14:30:44.347	3:27.364
5	14:40:23.477	9:39.130	6	14:43:42.504	3:19.027	7	14:47:00.376	3:17.872	8	14:50:12.294	3:11.918

7											
1	14:20:17.991	20:17.991	2	14:23:43.056	3:25.065	3	14:26:55.727	3:12.671	4	14:30:07.407	3:11.680
5	14:35:14.888	5:07.481 G	6	14:40:52.096	5:37.208	7	14:43:59.259	3:07.163	8	14:47:06.776	3:07.517
9	14:50:11.134	3:04.358									

8											
1	14:19:28.740	19:28.740	2	14:22:42.388	3:13.648	3	14:25:56.398	3:14.010	4	14:29:13.122	3:16.724

9											
1	14:19:58.161	19:58.161	2	14:23:09.728	3:11.567	3	14:26:18.274	3:08.546	4	14:29:43.326	3:25.052
5	14:34:31.260	4:47.934 G	6	14:39:47.602	5:16.342	7	14:42:56.662	3:09.060	8	14:46:00.675	3:04.013
9	14:49:00.406	2:59.731	10	14:52:03.672	3:03.266						

10											
1	14:21:19.478	21:19.478	2	14:25:14.165	3:54.687	3	14:29:15.952	4:01.787	4	14:33:50.627	4:34.675 G
5	14:42:34.336	8:43.709	6	14:46:35.704	4:01.368	7	14:50:23.476	3:47.772			

11											
1	14:19:03.626	19:03.626	2	14:22:05.245	3:01.619	3	14:25:01.894	2:56.649	4	14:28:11.255	3:09.361
5	14:31:59.587	3:48.332 G									

12											
1	14:19:30.051	19:30.051	2	14:22:58.796	3:28.745	3	14:26:16.256	3:17.460	4	14:29:44.105	3:27.849
5	14:34:53.684	5:09.579 G	6	14:39:19.394	4:25.710	7	14:42:34.903	3:15.509	8	14:45:48.156	3:13.253
9	14:49:07.312	3:19.156 G									
14											
1	14:19:03.498	19:03.498	2	14:22:18.806	3:15.308						
15											
1	14:18:43.541	18:43.541	2	14:21:50.395	3:06.854	3	14:24:57.648	3:07.253	4	14:28:21.606	3:23.958
5	14:32:24.126	4:02.520 G									
16											
1	14:19:40.451	19:40.451	2	14:22:50.130	3:09.679	3	14:25:57.377	3:07.247	4	14:29:09.731	3:12.354
5	14:33:23.301	4:13.570 G	6	14:39:03.326	5:40.025	7	14:42:09.167	3:05.841	8	14:45:10.316	3:01.149
9	14:48:10.982	3:00.666	10	14:51:41.389	3:30.407 G						
17											
1	14:19:25.651	19:25.651	2	14:22:57.848	3:32.197	3	14:26:27.745	3:29.897	4	14:29:54.566	3:26.821
5	14:35:05.953	5:11.387 G	6	14:40:48.087	5:42.134	7	14:44:16.398	3:28.311	8	14:47:41.943	3:25.545
9	14:51:09.787	3:27.844									
18											
1	14:19:37.481	19:37.481	2	14:23:00.698	3:23.217	3	14:26:24.790	3:24.092	4	14:29:50.609	3:25.819
5	14:34:57.014	5:06.405 G	6	14:41:01.720	6:04.706	7	14:44:22.622	3:20.902	8	14:47:41.492	3:18.870
9	14:51:02.420	3:20.928									
19											
1	14:18:58.807	18:58.807	2	14:22:16.957	3:18.150	3	14:25:33.583	3:16.626	4	14:28:53.194	3:19.611
5	14:32:54.125	4:00.931 G	6	14:39:38.303	6:44.178	7	14:42:48.937	3:10.634	8	14:45:58.061	3:09.124
9	14:49:06.859	3:08.798	10	14:52:14.312	3:07.453						
20											
1	14:20:07.185	20:07.185	2	14:23:21.348	3:14.163	3	14:26:34.661	3:13.313	4	14:29:56.283	3:21.622
5	14:35:08.030	5:11.747 G	6	14:39:54.331	4:46.301	7	14:43:06.134	3:11.803	8	14:46:19.992	3:13.858
9	14:49:29.109	3:09.117	10	14:52:38.186	3:09.077						
21											
1	14:18:58.471	18:58.471	2	14:22:16.632	3:18.161	3	14:25:48.516	3:31.884	4	14:29:06.889	3:18.373
5	14:33:17.042	4:10.153 G	6	14:39:09.520	5:52.478	7	14:42:20.170	3:10.650	8	14:45:27.194	3:07.024
9	14:48:51.850	3:24.656	10	14:51:58.555	3:06.705						
22											
1	14:21:27.559	21:27.559	2	14:24:29.580	3:02.021	3	14:27:28.972	2:59.392	4	14:30:35.375	3:06.403
5	14:35:28.407	4:53.032 G	6	14:39:39.519	4:11.112	7	14:42:37.216	2:57.697	8	14:45:34.738	2:57.522
9	14:48:31.630	2:56.892	10	14:51:29.180	2:57.550						
23											
1	14:20:03.398	20:03.398	2	14:23:56.507	3:53.109	3	14:27:46.412	3:49.905	4	14:31:56.369	4:09.957 G
5	14:43:34.008	11:37.639	6	14:47:17.703	3:43.695	7	14:51:04.780	3:47.077			
24											
1	14:20:36.014	20:36.014	2	14:23:52.786	3:16.772	3	14:27:26.001	3:33.215	4	14:31:14.853	3:48.852 G
5	14:51:09.169	19:54.316									
25											
1	14:18:17.822	18:17.822	2	14:21:15.017	2:57.195	3	14:24:06.303	2:51.286	4	14:26:59.767	2:53.464
5	14:30:09.089	3:09.322	6	14:35:12.395	5:03.306 G						
26											

1	14:20:03.379	20:03.379	2	14:23:04.475	3:01.096	3	14:26:06.932	3:02.457	4	14:29:17.385	3:10.453
5	14:33:31.293	4:13.908 G	6	14:39:30.486	5:59.193	7	14:42:35.207	3:04.721	8	14:45:36.411	3:01.204
9	14:48:34.545	2:58.134	10	14:51:31.209	2:56.664						

27											
1	14:21:25.272	21:25.272	2	14:25:03.879	3:38.607	3	14:28:43.529	3:39.650	4	14:33:04.486	4:20.957 G
5	14:43:03.350	9:58.864	6	14:46:27.501	3:24.151	7	14:49:51.846	3:24.345	8	14:53:18.676	3:26.830

28											
1	14:20:08.600	20:08.600	2	14:23:30.475	3:21.875	3	14:26:52.806	3:22.331	4	14:30:25.744	3:32.938

29											
1	14:19:30.417	19:30.417	2	14:22:48.776	3:18.359	3	14:26:01.437	3:12.661	4	14:29:17.174	3:15.737
5	14:33:35.223	4:18.049 G	6	14:39:41.315	6:06.092	7	14:42:57.703	3:16.388	8	14:46:10.644	3:12.941
9	14:49:21.127	3:10.483	10	14:52:32.227	3:11.100						

31											
1	14:21:26.854	21:26.854	2	14:24:29.011	3:02.157	3	14:27:27.546	2:58.535	4	14:30:32.537	3:04.991
5	14:35:26.087	4:53.550 G	6	14:39:36.975	4:10.888	7	14:42:36.648	2:59.673	8	14:45:33.390	2:56.742
9	14:48:30.618	2:57.228	10	14:51:28.660	2:58.042						

33											
1	14:19:17.696	19:17.696	2	14:22:35.871	3:18.175	3	14:25:56.065	3:20.194	4	14:29:16.955	3:20.890
5	14:33:39.320	4:22.365 G	6	14:39:42.301	6:02.981	7	14:43:02.845	3:20.544	8	14:46:18.224	3:15.379
9	14:49:33.129	3:14.905	10	14:52:45.799	3:12.670						

34											
1	14:19:23.348	19:23.348	2	14:22:52.990	3:29.642	3	14:26:18.306	3:25.316	4	14:29:44.856	3:26.550
5	14:34:49.942	5:05.086 G	6	14:40:53.339	6:03.397	7	14:44:10.904	3:17.565	8	14:47:25.632	3:14.728

37											
1	14:18:25.736	18:25.736	2	14:21:29.510	3:03.774	3	14:24:35.383	3:05.873	4	14:27:42.246	3:06.863
5	14:31:08.867	3:26.621 G									

38											
1	14:18:54.405	18:54.405	2	14:22:16.204	3:21.799	3	14:25:34.915	3:18.711	4	14:28:54.983	3:20.068
5	14:32:56.797	4:01.814 G									

41											
1	14:19:01.529	19:01.529	2	14:22:30.448	3:28.919	3	14:25:56.728	3:26.280	4	14:29:30.266	3:33.538
5	14:34:11.213	4:40.947 G									

42											
1	14:19:55.955	19:55.955	2	14:23:11.372	3:15.417 G	3	14:33:13.161	10:01.789 G	4	14:40:48.618	7:35.457
5	14:43:52.239	3:03.621	6	14:46:56.776	3:04.537	7	14:49:55.683	2:58.907	8	14:52:56.910	3:01.227

43											
1	14:19:57.536	19:57.536	2	14:23:20.702	3:23.166	3	14:26:37.756	3:17.054	4	14:30:00.694	3:22.938
5	14:35:10.562	5:09.868 G	6	14:40:45.072	5:34.510	7	14:44:10.973	3:25.901	8	14:47:29.808	3:18.835
9	14:50:47.704	3:17.896									

47											
1	14:18:26.633	18:26.633	2	14:21:49.702	3:23.069 G						

50											
1	14:18:27.937	18:27.937	2	14:21:25.944	2:58.007	3	14:24:27.102	3:01.158	4	14:27:24.943	2:57.841
5	14:30:45.349	3:20.406 G									

51											
1	14:19:09.753	19:09.753	2	14:22:44.086	3:34.333 G	3	14:27:02.182	4:18.096	4	14:30:31.183	3:29.001

53											
1	14:19:14.504	19:14.504	2	14:22:25.197	3:10.693	3	14:25:35.452	3:10.255	4	14:28:52.865	3:17.413
5	14:33:11.075	4:18.210 G	6	14:40:37.866	7:26.791 G						

66											
1	14:20:04.138	20:04.138	2	14:23:05.891	3:01.753	3	14:26:06.619	3:00.728	4	14:29:12.535	3:05.916
5	14:33:19.620	4:07.085 G									

69											
1	14:19:11.220	19:11.220	2	14:22:22.385	3:11.165	3	14:25:34.303	3:11.918	4	14:28:52.211	3:17.908
5	14:32:50.179	3:57.968 G	6	14:42:14.117	9:23.938	7	14:45:29.084	3:14.967	8	14:48:39.885	3:10.801
9	14:51:50.403	3:10.518									

71											
1	14:18:30.436	18:30.436	2	14:21:35.822	3:05.386	3	14:24:42.537	3:06.715			

75											
1	14:20:03.042	20:03.042									

77											
1	14:19:33.128	19:33.128	2	14:22:47.632	3:14.504	3	14:25:56.927	3:09.295	4	14:29:15.539	3:18.612
5	14:33:29.455	4:13.916 G	6	14:41:23.759	7:54.304	7	14:44:25.586	3:01.827	8	14:47:26.588	3:01.002
9	14:50:28.951	3:02.363									

99											
1	14:18:46.035	18:46.035	2	14:21:31.384	2:45.349	3	14:24:20.829	2:49.445	4	14:27:14.339	2:53.510
5	14:30:29.416	3:15.077 G									

111											
1	14:20:16.282	20:16.282	2	14:24:36.850	4:20.568	3	14:28:12.047	3:35.197	4	14:32:11.326	3:59.279 G
5	14:40:17.353	8:06.027	6	14:43:41.980	3:24.627	7	14:47:03.036	3:21.056	8	14:50:17.240	3:14.204

118											
1	14:18:59.483	18:59.483	2	14:22:11.892	3:12.409	3	14:25:13.249	3:01.357	4	14:28:25.661	3:12.412
5	14:32:12.507	3:46.846 G	6	14:41:52.910	9:40.403	7	14:44:51.817	2:58.907	8	14:47:51.646	2:59.829
9	14:50:53.692	3:02.046									

119											
1	14:23:12.382	23:12.382	2	14:26:24.039	3:11.657	3	14:29:48.287	3:24.248	4	14:34:55.016	5:06.729 G
5	14:42:47.305	7:52.289	6	14:45:55.242	3:07.937	7	14:49:02.380	3:07.138	8	14:52:53.140	3:50.760 G

122											
1	14:18:18.250	18:18.250	2	14:21:11.643	2:53.393	3	14:23:57.956	2:46.313	4	14:26:49.504	2:51.548
5	14:29:44.009	2:54.505	6	14:34:16.474	4:32.465 G	7	14:40:44.495	6:28.021	8	14:44:39.118	3:54.623 G

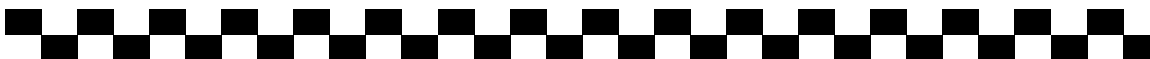
124											
1	14:18:45.274	18:45.274	2	14:21:49.291	3:04.017	3	14:24:53.381	3:04.090	4	14:28:11.203	3:17.822
5	14:32:01.943	3:50.740 G	6	14:39:36.845	7:34.902	7	14:42:42.072	3:05.227	8	14:45:44.476	3:02.404
9	14:48:45.904	3:01.428	10	14:51:49.050	3:03.146						

145											
1	14:20:15.845	20:15.845	2	14:23:48.742	3:32.897	3	14:27:19.149	3:30.407			

248											
1	14:19:01.861	19:01.861	2	14:22:17.171	3:15.310	3	14:25:30.223	3:13.052	4	14:28:45.359	3:15.136
5	14:32:44.407	3:59.048 G									

Starting Grid Race 1
START SATURDAY : 11:40
Length : 30 Min

Row 27	5:03.042 - 083,204 km/h 75 - McGUIRE	3:47.772 - 110,700 km/h 10 - de BALDANZA
Row 26	3:43.695 - 112,718 km/h 23 - BRANDTS	3:30.407 - 119,836 km/h 145 - BAUDOIN
Row 25	3:29.300 - 120,470 km/h 5 - PILKINGTON	3:29.001 - 120,642 km/h 51 - BAILEY
Row 24	3:26.280 - 122,234 km/h 41 - MAILE	3:25.545 - 122,671 km/h 17 - BALDANZA
Row 23	3:24.151 - 123,509 km/h 27 - DUMOLIN	3:23.069 - 124,167 km/h 47 - JOLLIFFE
Row 22	3:21.875 - 124,901 km/h 28 - GODDARD	3:18.870 - 126,788 km/h 18 - BATCHELOR
Row 21	3:18.711 - 126,890 km/h 38 - STEELE	3:17.527 - 127,650 km/h 4 - RUSSELL
Row 20	3:17.054 - 127,957 km/h 43 - PILKINGTON	3:16.772 - 128,140 km/h 24 - McCABE
Row 19	3:15.308 - 129,101 km/h 14 - COOK	3:14.728 - 129,485 km/h 34 - DARK
Row 18	3:14.204 - 129,835 km/h 111 - ROMANO	3:13.648 - 130,207 km/h 8 - DITHERIDGE
Row 17	3:13.253 - 130,474 km/h 12 - BAILEY	3:13.052 - 130,609 km/h 248 - LEHR
Row 16	3:12.670 - 130,868 km/h 33 - PHILLIPS	3:11.918 - 131,381 km/h 6 - EYRE
Row 15	3:10.518 - 132,347 km/h 69 - GUARINO	3:10.483 - 132,371 km/h 29 - BURATTI
Row 14	3:10.255 - 132,529 km/h 53 - TAYLOR	3:09.077 - 133,355 km/h 20 - BOND
Row 13	3:07.453 - 134,511 km/h 19 - GRANT	3:07.138 - 134,737 km/h 119 - TROUILLARD
Row 12	3:06.854 - 134,942 km/h 15 - STAES	3:06.705 - 135,049 km/h 21 - NUTHALL
Row 11	3:05.386 - 136,010 km/h 71 - BAILLIE	3:04.358 - 136,769 km/h 7 - MIGUENS
Row 10	3:03.774 - 137,203 km/h 37 - PERK	3:02.039 - 138,511 km/h 1 - SMITH
Row 9	3:01.428 - 138,977 km/h 124 - WANTY	3:01.002 - 139,305 km/h 77 - OWEN
Row 8	3:00.728 - 139,516 km/h 66 - HOOLE	3:00.666 - 139,564 km/h 16 - VALVEKENS
Row 7	2:59.731 - 140,290 km/h 9 - BAILEY	2:59.167 - 140,731 km/h 2 - JOLLEY
Row 6	2:58.907 - 140,936 km/h 42 - WILLIS	2:58.907 - 140,936 km/h 118 - GOETZE
Row 5	2:57.841 - 141,781 km/h 50 - STUDER	2:56.892 - 142,541 km/h 22 - HART
Row 4	2:56.742 - 142,662 km/h 31 - FIERRO	2:56.664 - 142,725 km/h 26 - MULLEN
Row 3	2:56.649 - 142,737 km/h 11 - FAIRLEY	2:54.018 - 144,895 km/h 3 - CANNELL
Row 2	2:51.286 - 147,206 km/h 25 - MIDDLEHURST	2:46.313 - 151,608 km/h 122 - HORSMAN
Row 1	2:45.349 - 152,492 km/h 99 - GRIFFITHS	

POLE


Steward of the Meeting :

Timekeeper : R.I.S.



SPA SIX HOURS

in partnership with

19 & 20 September 2015



10 - Historic Grand Prix Cars Association

Race 1

Pos	No	Cl	T.	Drivers	Nat	Veh	Time	L.	Gap	Km/H	Best	Km/H
1	122	12		HORSMAN P	GB	LOTUS 18/21	0:31:21.820	11		147,388	2:45.432 - 2	152,415
2	99	12		GRIFFITHS M	GB	BRABHAM BT4	0:31:27.989	11	0:06.169	146,907	2:43.246 - 2	154,456
3	11	12		FAIRLEY J	GB	BRABHAM BT11A	0:31:55.459	11	0:33.639	144,800	2:50.244 - 3	148,107
4	25	11		MIDDLEHURST A	GB	LOTUS 25 R4	0:31:56.070	11	0:34.250	144,754	2:49.804 - 2	148,491
5	3	7b		CANNELL B	GB	COOPER T51	0:33:14.881	11	1:53.061	139,035	2:53.116 - 2	145,650
6	31	6		FIERRO G	SP	MASERATI 250F 2501/2523	0:33:27.844	11	2:06.024	138,137	2:58.872 - 3	140,963
7	66	11		HOOLE S	GB	COOPER T66	0:33:41.964	11	2:20.144	137,173	2:58.286 - 2	141,427
8	2	8		JOLLEY R	GB	LISTER JAGUAR Monzanapolis 378	0:33:45.164	11	2:23.344	136,956	2:58.634 - 3	141,151
9	9	7a		BAILEY M	GB	LOTUS 16 364	0:33:54.328	11	2:32.508	136,339	3:01.294 - 3	139,080
10	42	9		WILLIS J	GB	COOPER T45	0:33:55.047	11	2:33.227	136,291	3:00.682 - 2	139,551
11	77	8		OWEN G	GB	KURTIS 500C	0:33:57.414	11	2:35.594	136,133	3:02.462 - 6	138,190
12	50	10		STUDER P	CH	LOTUS 24	0:33:59.027	11	2:37.207	136,025	3:02.212 - 2	138,379
13	16	8		VALVEKENS M	B	ASTON MARTIN DBR4/4	0:34:03.488	11	2:41.668	135,728	3:02.091 - 2	138,471
14	1	7a		SMITH T	GB	FERRARI Dino	0:34:21.134	11	2:59.314	134,566	3:01.167 - 2	139,178
15	71	10		BAILLIE A	GB	COOPER T71/73	0:31:39.357	10	1 L	132,752	3:07.218 - 8	134,679
16	15	10		STAES E	B	LOTUS 18/21	0:31:40.100	10	0:00.743	132,700	3:06.190 - 10	135,423
17	124	7a		WANTY M	B	LOTUS 16 368	0:31:58.037	10	0:18.680	131,459	3:05.635 - 2	135,828
18	20	10		BOND S	GB	LOTUS 18 912	0:32:05.940	10	0:26.583	130,920	3:08.127 - 9	134,029
19	69	7b		GUARINO A	I	LOTUS 18 370	0:32:24.331	10	0:44.974	129,682	3:08.312 - 3	133,897
20	119	10		TROUILLARD F	F	LOTUS 21/24	0:32:27.227	10	0:47.870	129,489	3:08.037 - 2	134,093
21	38	7a		STEELE M	GB	CONNAUGHT C8	0:32:28.611	10	0:49.254	129,397	3:09.960 - 3	132,735
22	19	6		GRANT P	GB	COOPER-BRISTOL 3/53	0:32:29.778	10	0:50.421	129,319	3:09.915 - 10	132,767
23	21	6		NUTHALL I	GB	ALTA F2	0:32:30.240	10	0:50.883	129,289	3:09.933 - 9	132,754
24	14	9		COOK M	GB	COOPER T43	0:32:39.228	10	0:59.871	128,696	3:09.531 - 10	133,036
25	7	11		MIGUENS C	ARG	LOTUS 24 947	0:32:41.092	10	1:01.735	128,573	3:06.960 - 3	134,865
26	248	6		LEHR K	D	MASERATI 250F CM5	0:32:42.345	10	1:02.988	128,491	3:09.046 - 10	133,377
27	29	10		BURATTI F	I	LOTUS 21	0:33:17.527	10	1:38.170	126,228	3:15.187 - 8	129,181
28	75	6		McGUIRE E	GB	COOPER-BRISTOL 8/52	0:33:18.645	10	1:39.288	126,157	3:15.365 - 8	129,063
29	33	6		PHILLIPS C	GB	COOPER-BRISTOL 6/53	0:33:26.889	10	1:47.532	125,639	3:17.316 - 8	127,787
30	8	9		DITHERIDGE A	GB	COOPER T45	0:33:27.657	10	1:48.300	125,591	3:11.942 - 7	131,365
31	34	2		DARK T	GB	BUGATTI T37C	0:33:38.993	10	1:59.636	124,886	3:11.723 - 10	131,515
32	53	12		TAYLOR S	AUS	COOPER T 53	0:33:43.275	10	2:03.918	124,622	3:14.612 - 3	129,562
33	43	9		PILKINGTON T	GB	COOPER T43	0:33:53.153	10	2:13.796	124,016	3:17.832 - 9	127,454
34	28	10		GODDARD A	GB	COOPER ALFA T56/59	0:34:32.703	10	2:53.346	121,650	3:20.530 - 10	125,739
35	26	11		MULLEN P	GB	BRM P261 2	0:31:25.571	9	2 L	120,351	3:00.465 - 2	139,719
36	17	10		BALDANZA F	CH	LOLA Mk3	0:31:46.681	9	0:21.110	119,018	3:23.991 - 9	123,605
37	18	INV		BATCHELOR N	GB	KIEFT GP Car	0:31:58.593	9	0:33.022	118,279	3:26.008 - 8	122,395
38	27	6		DUMOLIN C	B	MASERATI 250F 2507/23/22	0:32:05.464	9	0:39.893	117,857	3:26.474 - 7	122,119
39	41	7c		MAILE B	GB	COOPER T41	0:32:07.658	9	0:42.087	117,723	3:26.362 - 2	122,185
40	5	2		PILKINGTON R	GB	TALBOT LAGO T26SS	0:32:22.308	9	0:56.737	116,835	3:30.807 - 7	119,609
41	23	2		BRANDTS L	NL	TALBOT LAGO T26C	0:32:49.166	9	1:23.595	115,241	3:31.312 - 9	119,323
42	10	2		de BALDANZA J	GB	MASERATI A6GCM	0:30:24.239	8	3 L	110,575	3:39.124 - 2	115,069
43	22	6		HART S	GB	MASERATI 250F CM7	0:18:05.722	6	5 L	139,342	2:59.384 - 3	140,561
44	37	10		PERK E	NL	HERON F1	0:10:58.523	3	8 L	114,868	3:15.283 - 2	129,117
45	6	6		EYRE M	GB	COOPER-BRISTOL 8/53	0:11:20.447	3	0:21.924	111,167	3:25.346 - 2	122,790
46	12	7b		BAILEY T	GB	JBW F1	0:06:52.869	2	9 L	122,142	3:24.700 - 2	123,177
47	111	11		ROMANO J	USA	BRABHAM BT11 5	0:06:55.626	2	0:02.757	121,332	3:24.513 - 2	123,290
48	51	7b		BAILEY T	GB	COOPER T51	0:07:11.233	2	0:18.364	116,941	3:28.046 - 2	121,196
49	24	7b		McCABE C	USA	LOTUS 18 907	0:11:02.942	2	4:10.073	076,068	7:12.966 - 2	058,236
50	118	12		GOETZE W	D	COOPER T53	0:03:08.294	1	10 L	133,910	59:59.999 - 0	000,117
-- Fastest lap --												
99	12			GRIFFITHS M	GB	BRABHAM BT4		2			2:43.246 - 2	154,456
-- RETIREMENTS --												
4	6			RUSSELL S	GB	COOPER-BRISTOL 2/53						
47	9			JOLLIFFE B	GB	COOPER T45						
145	9			BAUDOIN M	FR	COOPER T45						

, Km

The results are provisional until the end of the time limit for protest and appeals

Spa-Francorchamps

Time limit for protest expires 30' at the latest after publication of the results - Time :

Circuit Length = 7,004 km

Results are suspended till the end of scrutineering

Clerk of the course: JY MUNSTERS	Timekeeper: R.I.S.
-------------------------------------	--------------------

10· Historic Grand Prix Cars Association

Race 1

Pos	No	Cl	T. Drivers	Nat	Veh	Time	L.	Gap	Km/H	Best	Km/H
2											
1	34	2	DARK T	GB	BUGATTI T37C	0:33:38.993	10		124,886	3:11.723	131,515
2	5	2	PILKINGTON R	GB	TALBOT LAGO T26SS	0:32:22.308	9	1 T	116,835	3:30.807	119,609
3	23	2	BRANDTS L	NL	TALBOT LAGO T26C	0:32:49.166	9	0:26.858	115,241	3:31.312	119,323
4	10	2	de BALDANZA J	GB	MASERATI A6GCM	0:30:24.239	8	2 T	110,575	3:39.124	115,069
-- Fastest lap --											
34	2		DARK T	GB	BUGATTI T37C		10			3:11.723	131,515
6											
1	31	6	FIERRO G	SP	MASERATI 250F 2501/2523	0:33:27.844	11		138,137	2:58.872	140,963
2	19	6	GRANT P	GB	COOPER-BRISTOL 3/53	0:32:29.778	10	1 T	129,319	3:09.915	132,767
3	21	6	NUTHALL I	GB	ALTA F2	0:32:30.240	10	0:00.462	129,289	3:09.933	132,754
4	248	6	LEHR K	D	MASERATI 250F CM5	0:32:42.345	10	0:12.567	128,491	3:09.046	133,377
5	75	6	McGUIRE E	GB	COOPER-BRISTOL 8/52	0:33:18.645	10	0:48.867	126,157	3:15.365	129,063
6	33	6	PHILLIPS C	GB	COOPER-BRISTOL 6/53	0:33:26.889	10	0:57.111	125,639	3:17.316	127,787
7	27	6	DUMOLIN C	B	MASERATI 250F 2507/23/22	0:32:05.464	9	2 T	117,857	3:26.474	122,119
8	22	6	HART S	GB	MASERATI 250F CM7	0:18:05.722	6	5 T	139,342	2:59.384	140,561
9	6	6	EYRE M	GB	COOPER-BRISTOL 8/53	0:11:20.447	3	8 T	111,167	3:25.346	122,790
-- Fastest lap --											
31	6		FIERRO G	SP	MASERATI 250F 2501/2523		3			2:58.872	140,963
7a											
1	9	7a	BAILEY M	GB	LOTUS 16 364	0:33:54.328	11		136,339	3:01.294	139,080
2	1	7a	SMITH T	GB	FERRARI Dino	0:34:21.134	11	0:26.806	134,566	3:01.167	139,178
3	124	7a	WANTY M	B	LOTUS 16 368	0:31:58.037	10	1 T	131,459	3:05.635	135,828
4	38	7a	STEELE M	GB	CONNAUGHT C8	0:32:28.611	10	0:30.574	129,397	3:09.960	132,735
-- Fastest lap --											
1	7a		SMITH T	GB	FERRARI Dino		2			3:01.167	139,178
7b											
1	3	7b	CANNELL B	GB	COOPER T51	0:33:14.881	11		139,035	2:53.116	145,650
2	69	7b	GUARINO A	I	LOTUS 18 370	0:32:24.331	10	1 T	129,682	3:08.312	133,897
3	12	7b	BAILEY T	GB	JBW F1	0:06:52.869	2	9 T	122,142	3:24.700	123,177
4	51	7b	BAILEY T	GB	COOPER T51	0:07:11.233	2	0:18.364	116,941	3:28.046	121,196
5	24	7b	McCABE C	USA	LOTUS 18 907	0:11:02.942	2	4:10.073	076,068	7:12.966	058,236
-- Fastest lap --											
3	7b		CANNELL B	GB	COOPER T51		2			2:53.116	145,650
7c											
1	41	7c	MAILE B	GB	COOPER T41	0:32:07.658	9		117,723	3:26.362	122,185
-- Fastest lap --											
41	7c		MAILE B	GB	COOPER T41		2			3:26.362	122,185
8											
1	2	8	JOLLEY R	GB	LISTER JAGUAR Monzanapolis 378	0:33:45.164	11		136,956	2:58.634	141,151
2	77	8	OWEN G	GB	KURTIS 500C	0:33:57.414	11	0:12.250	136,133	3:02.462	138,190
3	16	8	VALVEKENS M	B	ASTON MARTIN DBR4/4	0:34:03.488	11	0:18.324	135,728	3:02.091	138,471
-- Fastest lap --											
2	8		JOLLEY R	GB	LISTER JAGUAR Monzanapolis 378		3			2:58.634	141,151
9											
1	42	9	WILLIS J	GB	COOPER T45	0:33:55.047	11		136,291	3:00.682	139,551
2	14	9	COOK M	GB	COOPER T43	0:32:39.228	10	1 T	128,696	3:09.531	133,036
3	8	9	DITHERIDGE A	GB	COOPER T45	0:33:27.657	10	0:48.429	125,591	3:11.942	131,365
4	43	9	PILKINGTON T	GB	COOPER T43	0:33:53.153	10	1:13.925	124,016	3:17.832	127,454
-- Fastest lap --											
42	9		WILLIS J	GB	COOPER T45		2			3:00.682	139,551
10											
1	50	10	STUDER P	CH	LOTUS 24	0:33:59.027	11		136,025	3:02.212	138,379
2	71	10	BAILLIE A	GB	COOPER T71/73	0:31:39.357	10	1 T	132,752	3:07.218	134,679
3	15	10	STAES E	B	LOTUS 18/21	0:31:40.100	10	0:00.743	132,700	3:06.190	135,423
4	20	10	BOND S	GB	LOTUS 18 912	0:32:05.940	10	0:26.583	130,920	3:08.127	134,029
5	119	10	TROUILLARD F	F	LOTUS 21/24	0:32:27.227	10	0:47.870	129,489	3:08.037	134,093
6	29	10	BURATTI F	I	LOTUS 21	0:33:17.527	10	1:38.170	126,228	3:15.187	129,181
7	28	10	GODDARD A	GB	COOPER ALFA T56/59	0:34:32.703	10	2:53.346	121,650	3:20.530	125,739
8	17	10	BALDANZA F	CH	LOLA Mk3	0:31:46.681	9	2 T	119,018	3:23.991	123,605
9	37	10	PERK E	NL	HERON F1	0:10:58.523	3	8 T	114,868	3:15.283	129,117
-- Fastest lap --											
50	10		STUDER P	CH	LOTUS 24		2			3:02.212	138,379
11											
1	25	11	MIDDLEHURST A	GB	LOTUS 25 R4	0:31:56.070	11		144,754	2:49.804	148,491
2	66	11	HOOLE S	GB	COOPER T86	0:33:41.964	11	1:45.894	137,173	2:58.286	141,427
3	7	11	MIGUENS C	ARG	LOTUS 24 947	0:32:41.092	10	1 T	128,573	3:06.960	134,865
4	26	11	MULLEN P	GB	BRM P261 2	0:31:25.571	9	2 T	120,351	3:00.465	139,719
5	111	11	ROMANO J	USA	BRABHAM BT11 5	0:06:55.626	2	9 T	121,332	3:24.513	123,290
-- Fastest lap --											
25	11		MIDDLEHURST A	GB	LOTUS 25 R4		2			2:49.804	148,491
12											
1	122	12	HORSMAN P	GB	LOTUS 18/21	0:31:21.820	11		147,388	2:45.432	152,415
2	99	12	GRIFFITHS M	GB	BRABHAM BT4	0:31:27.989	11	0:06.169	146,907	2:43.246	154,456
3	11	12	FAIRLEY J	GB	BRABHAM BT11A	0:31:55.459	11	0:33.639	144,800	2:50.244	148,107
4	53	12	TAYLOR S	AUS	COOPER T 53	0:33:43.275	10	1 T	124,622	3:14.612	129,562
5	118	12	GOETZE W	D	COOPER T53	0:03:08.294	1	10 T	133,910	59:59.999	000,117
-- Fastest lap --											
99	12		GRIFFITHS M	GB	BRABHAM BT4		2			2:43.246	154,456
INV											
1	18	INV	BATCHELOR N	GB	KIEFT GP Car	0:31:58.593	9		118,279	3:26.008	122,395
-- Fastest lap --											
18	INV		BATCHELOR N	GB	KIEFT GP Car		8			3:26.008	122,395
-- RETIREMENTS --											

The results are provisional until the end of the time limit for protest and appeals

Spa-Francorchamps

Time limit for protest expires 30' at the latest after publication of the results - Time :


Circuit Length = 7,004 km

Results are suspended till the end of scrutineering

Clerk of the course: JY MUNSTERS	Timekeeper: R.I.S.
-------------------------------------	--------------------



**SPA
SIX HOURS**

in partnership with 

19 & 20 September 2015

10 Historic Grand Prix Cars Association

Race 1

Best Sector

#	N°	Name	Sector1	#	N°	Name	Sector 2	#	N°	Name	Sector 3	#	N°	Name	Best lap	Ideal lap
1	99		44.965	1	99		1:15.571	1	99		41.754	1	99		2:43.246	2:42.290
2	122		45.663	2	122		1:17.191	2	122		41.997	2	122		2:45.432	2:44.851
3	11		46.911	3	25		1:17.985	3	11		43.152	3	25		2:49.804	2:49.804
4	3		47.983	4	11		1:18.337	4	25		43.763	4	11		2:50.244	2:48.400
5	25		48.056	5	3		1:20.652	5	3		44.481	5	3		2:53.116	2:53.116
6	2		48.128	6	66		1:22.233	6	22		45.413	6	66		2:58.286	2:56.919
7	66		48.885	7	31		1:22.575	7	31		45.536	7	2		2:58.634	2:57.440
8	9		49.047	8	42		1:23.207	8	2		45.751	8	31		2:58.872	2:58.453
9	22		49.239	9	50		1:23.250	9	66		45.801	9	22		2:59.384	2:57.979
10	1		50.117	10	26		1:23.254	10	42		46.006	10	26		3:00.464	3:00.464
11	31		50.342	11	22		1:23.327	11	50		46.169	11	42		3:00.682	2:59.891
12	42		50.678	12	1		1:23.526	12	77		46.261	12	1		3:01.166	3:00.607
13	16		50.711	13	2		1:23.561	13	26		46.365	13	9		3:01.293	3:00.148
14	26		50.845	14	77		1:23.788	14	16		46.557	14	16		3:02.091	3:01.693
15	118		50.933	15	124		1:23.980	15	9		46.680	15	50		3:02.212	3:00.385
16	50		50.966	16	20		1:24.228	16	15		46.860	16	77		3:02.462	3:01.063
17	77		51.014	17	9		1:24.421	17	1		46.964	17	124		3:05.635	3:02.747
18	53		51.046	18	16		1:24.425	18	124		47.061	18	15		3:06.190	3:05.305
19	124		51.706	19	118		1:25.415	19	71		47.195	19	7		3:06.960	3:05.278
20	71		51.744	20	7		1:25.538	20	119		47.377	20	71		3:07.218	3:04.891
21	7		51.829	21	15		1:25.545	21	118		47.395	21	119		3:08.037	3:06.561
22	69		52.291	22	19		1:25.619	22	20		47.511	22	20		3:08.127	3:05.724
23	119		52.497	23	71		1:25.952	23	69		47.776	23	118		3:08.294	3:03.743
24	248		52.574	24	248		1:26.110	24	7		47.911	24	69		3:08.312	3:08.052
25	15		52.900	25	21		1:26.225	25	38		47.937	25	248		3:09.046	3:07.155
26	8		53.047	26	38		1:26.510	26	53		48.193	26	14		3:09.531	3:08.797
27	14		53.454	27	119		1:26.687	27	14		48.287	27	19		3:09.915	3:08.154
28	29		53.983	28	8		1:26.999	28	19		48.408	28	21		3:09.933	3:09.225
29	20		53.985	29	14		1:27.056	29	21		48.432	29	38		3:09.960	3:08.533
30	43		54.060	30	37		1:27.688	30	248		48.471	30	34		3:11.723	3:11.558
31	38		54.086	31	69		1:27.985	31	37		48.621	31	8		3:11.942	3:08.946
32	34		54.098	32	34		1:28.682	32	34		48.778	32	53		3:14.612	3:09.573
33	19		54.127	33	75		1:28.717	33	8		48.900	33	29		3:15.187	3:12.285
34	28		54.247	34	29		1:28.829	34	29		49.473	34	37		3:15.283	3:11.046
35	75		54.414	35	33		1:29.010	35	75		49.497	35	75		3:15.365	3:12.628
36	21		54.568	36	28		1:29.107	36	43		50.022	36	33		3:17.317	3:15.450
37	37		54.737	37	43		1:29.626	37	33		50.427	37	43		3:17.833	3:13.708
38	51		55.005	38	12		1:29.936	38	12		50.776	38	28		3:20.530	3:14.166
39	111		55.226	39	53		1:30.334	39	28		50.812	39	17		3:23.991	3:22.020
40	6		55.634	40	111		1:31.823	40	111		50.916	40	111		3:24.513	3:17.965
41	41		55.894	41	6		1:31.843	41	6		51.077	41	12		3:24.700	3:17.076
42	17		55.945	42	27		1:32.430	42	17		51.777	42	6		3:25.346	3:18.554
43	33		56.013	43	5		1:32.464	43	51		52.163	43	18		3:26.008	3:25.121
44	12		56.364	44	18		1:32.622	44	41		52.937	44	41		3:26.362	3:23.880
45	27		58.208	45	51		1:33.993	45	18		53.292	45	27		3:26.474	3:24.915
46	18		59.207	46	24		1:33.998	46	27		54.277	46	51		3:28.046	3:21.161
47	23		59.564	47	17		1:34.298	47	23		54.332	47	5		3:30.807	3:27.986
48	5		1:00.923	48	41		1:35.049	48	5		54.599	48	23		3:31.312	3:30.998
49	10		1:02.900	49	23		1:37.102	49	10		56.044	49	10		3:39.124	3:36.402

50	24	1:12.911	50	10	1:37.458	50	24	1:03.067	50	24	3:49.976	3:49.976
----	-----------	----------	----	-----------	----------	----	-----------	----------	----	-----------	----------	----------



**SPA
SIX HOURS**

in partnership with



19 & 20 September 2015

10 Historic Grand Prix Cars Association

Race 1

Sector Analysis

1 SMITH T						FERRARI Dino					
Lap	Speed / Pit	Sector1	Sector2	Sector 3	Time	Lap	Speed / Pit	Sector1	Sector2	Sector 3	Time
1		57.556	1:27.398	47.300	3:12.254	2		50.676	1:23.526	46.964	3:01.166
3		50.117	1:24.047	49.252	3:03.416	4		54.861	1:24.362	47.479	3:06.702
5		54.538	1:25.803	51.221	3:11.562	6		54.675	1:25.517	49.321	3:09.513
7		55.890	1:25.787	49.358	3:11.035	8		52.821	1:25.991	49.046	3:07.858
9		52.887	1:25.990	47.777	3:06.654	10		53.128	1:25.292	47.703	3:06.123
11		51.958	1:25.345	47.549	3:04.852						

2 JOLLEY R						LISTER JAGUAR Monzanapolis 378					
Lap	Speed / Pit	Sector1	Sector2	Sector 3	Time	Lap	Speed / Pit	Sector1	Sector2	Sector 3	Time
1		56.196	1:25.424	47.576	3:09.196	2		49.728	1:23.746	47.357	3:00.831
3		48.128	1:23.602	46.904	2:58.634	4		55.956	1:24.839	48.032	3:08.827
5		52.661	1:23.561	46.627	3:02.849	6		51.547	1:24.090	49.120	3:04.757
7		51.856	1:25.773	49.310	3:06.939	8		55.429	1:24.907	46.117	3:06.453
9		51.095	1:24.958	46.401	3:02.454	10		50.635	1:24.068	45.751	3:00.454
11		50.091	1:25.726	47.953	3:03.770						

3 CANNELL B						COOPER T51					
Lap	Speed / Pit	Sector1	Sector2	Sector 3	Time	Lap	Speed / Pit	Sector1	Sector2	Sector 3	Time
1		50.265	1:21.301	45.068	2:56.634	2		47.983	1:20.652	44.481	2:53.116
3		48.892	1:20.760	45.499	2:55.151	4		55.087	1:21.273	46.149	3:02.509
5		53.671	1:23.817	46.004	3:03.492	6		54.144	1:24.338	46.752	3:05.234
7		55.154	1:25.050	46.650	3:06.854	8		53.977	1:24.308	45.698	3:03.983
9		52.129	1:24.600	46.919	3:03.648	10		51.363	1:23.493	45.972	3:00.828
11		52.604	1:23.923	46.905	3:03.432						

4 RUSSELL S						COOPER-BRISTOL 2/53					
Lap	Speed / Pit	Sector1	Sector2	Sector 3	Time	Lap	Speed / Pit	Sector1	Sector2	Sector 3	Time

5 PILKINGTON R						TALBOT LAGO T26SS					
Lap	Speed / Pit	Sector1	Sector2	Sector 3	Time	Lap	Speed / Pit	Sector1	Sector2	Sector 3	Time
1		1:20.752	1:32.464	55.051	3:48.267	2		1:00.923	1:35.075	56.252	3:32.250
3		1:04.920	1:34.103	57.115	3:36.138	4		1:06.981	1:34.945	55.071	3:36.997
5		1:02.571	1:36.165	57.122	3:35.858	6		1:03.354	1:34.333	55.246	3:32.933
7		1:01.789	1:34.419	54.599	3:30.807	8		1:03.333	1:36.604	55.195	3:35.132
9		1:02.969	1:35.738	55.219	3:33.926						

6 EYRE M						COOPER-BRISTOL 8/53					
Lap	Speed / Pit	Sector1	Sector2	Sector 3	Time	Lap	Speed / Pit	Sector1	Sector2	Sector 3	Time
1		1:07.668	1:31.843	51.077	3:30.588	2		55.634	1:34.647	55.065	3:25.346
3 Pit		1:19.211	1:48.439	1:16.863	4:24.513						

7 MIGUENS C						LOTUS 24 947					
Lap	Speed / Pit	Sector1	Sector2	Sector 3	Time	Lap	Speed / Pit	Sector1	Sector2	Sector 3	Time
1		58.552	1:28.637	48.241	3:15.430	2		53.564	1:26.102	47.911	3:07.577
3		51.829	1:26.255	48.876	3:06.960	4		1:30.742	1:27.009	50.187	3:47.938
5		55.662	1:27.757	49.084	3:12.503	6		57.119	1:27.976	52.102	3:17.197
7		56.084	1:28.318	48.845	3:13.247	8		54.329	1:25.721	50.529	3:10.579
9		58.906	1:25.538	49.374	3:13.818	10		59.985	1:26.983	48.875	3:15.843

8 DITHERIDGE A						COOPER T45					
Lap	Speed / Pit	Sector1	Sector2	Sector 3	Time	Lap	Speed / Pit	Sector1	Sector2	Sector 3	Time
1		1:04.456	1:28.791	50.083	3:23.330	2		53.668	1:32.738	52.279	3:18.685
3		53.047	1:29.593	50.795	3:13.435	4		1:04.563	1:27.230	48.900	3:20.693

5	57.058	1:27.566	48.901	3:13.525	6	56.080	1:30.198	50.673	3:16.951		
7	55.958	1:26.999	48.985	3:11.942	8	56.567	1:48.169	50.457	3:35.193		
9	57.995	1:30.516	51.812	3:20.323	10	58.866	1:45.024	49.690	3:33.580		
9	BAILEY M								LOTUS 16 364		
Lap	Speed / Pit	Sector1	Sector2	Sector 3	Time	Lap	Speed / Pit	Sector1	Sector2	Sector 3	Time
1		54.731	1:25.153	47.596	3:07.480	2		49.360	1:25.258	46.988	3:01.606
3		49.047	1:24.421	47.825	3:01.293	4		55.217	1:25.350	48.272	3:08.839
5		53.106	1:24.855	46.690	3:04.651	6		52.511	1:24.541	49.873	3:06.925
7		54.305	1:25.991	48.380	3:08.676	8		52.640	1:25.195	47.035	3:04.870
9		51.083	1:24.718	46.680	3:02.481	10		49.803	1:25.554	46.771	3:02.128
11		51.174	1:26.961	47.244	3:05.379						
10	de BALDANZA J								MASERATI A6GCM		
Lap	Speed / Pit	Sector1	Sector2	Sector 3	Time	Lap	Speed / Pit	Sector1	Sector2	Sector 3	Time
			00.000			2		1:28.016	1:38.755	56.634	4:03.405
3		1:02.900	1:37.458	58.766	3:39.124	4		1:14.905	1:37.669	57.410	3:49.984
5		1:10.496	1:40.188	56.044	3:46.728	6		1:07.848	1:38.727	56.423	3:42.998
7		1:07.813	1:40.404	59.243	3:47.460	8		1:07.014	1:42.922	58.924	3:48.860
9		1:06.593	1:40.604	58.483	3:45.680			1:04.878			
11	FAIRLEY J								BRABHAM BT11A		
Lap	Speed / Pit	Sector1	Sector2	Sector 3	Time	Lap	Speed / Pit	Sector1	Sector2	Sector 3	Time
1		49.079	1:21.041	43.796	2:53.916	2		48.023	1:19.769	43.152	2:50.944
3		46.911	1:19.723	43.610	2:50.244	4		54.227	1:18.337	44.181	2:56.745
5		50.768	1:20.027	45.439	2:56.234	6		48.894	1:19.864	44.339	2:53.097
7		49.314	1:20.155	45.224	2:54.693	8		50.086	1:20.735	44.029	2:54.850
9		47.931	1:23.510	44.998	2:56.439	10		48.728	1:21.530	43.966	2:54.224
11		47.951	1:21.237	44.885	2:54.073						
12	BAILEY T								JBW F1		
Lap	Speed / Pit	Sector1	Sector2	Sector 3	Time	Lap	Speed / Pit	Sector1	Sector2	Sector 3	Time
1		1:07.457	1:29.936	50.776	3:28.169	2		56.364	1:34.853	53.483	3:24.700
14	COOK M								COOPER T43		
Lap	Speed / Pit	Sector1	Sector2	Sector 3	Time	Lap	Speed / Pit	Sector1	Sector2	Sector 3	Time
1		1:07.822	1:30.991	51.283	3:30.096	2		54.536	1:33.084	52.190	3:19.810
3		53.454	1:30.298	49.043	3:12.795	4		59.502	1:30.558	49.042	3:19.102
5		56.632	1:29.055	48.433	3:14.120	6		55.699	1:28.972	50.592	3:15.263
7		54.873	1:29.613	49.478	3:13.964	8		55.426	1:28.969	50.208	3:14.603
9		54.186	1:27.471	48.287	3:09.944	10		54.088	1:27.056	48.387	3:09.531
15	STAES E								LOTUS 18/21		
Lap	Speed / Pit	Sector1	Sector2	Sector 3	Time	Lap	Speed / Pit	Sector1	Sector2	Sector 3	Time
1		59.944	1:28.612	48.800	3:17.356	2		53.333	1:26.938	47.152	3:07.423
3		52.900	1:25.545	47.796	3:06.241	4		59.535	1:25.747	46.860	3:12.142
5		57.892	1:26.021	47.582	3:11.495	6		57.203	1:26.905	47.723	3:11.831
7		55.759	1:26.628	47.925	3:10.312	8		54.405	1:25.643	47.247	3:07.295
9		53.983	1:26.217	49.615	3:09.815	10		53.505	1:25.724	46.961	3:06.190
16	VALVEKENS M								ASTON MARTIN DBR4/4		
Lap	Speed / Pit	Sector1	Sector2	Sector 3	Time	Lap	Speed / Pit	Sector1	Sector2	Sector 3	Time
1		56.491	1:26.195	47.144	3:09.830	2		50.948	1:24.497	46.646	3:02.091
3		50.711	1:24.831	50.008	3:05.550	4		55.991	1:24.425	46.557	3:06.973
5		54.398	1:25.768	47.376	3:07.542	6		53.406	1:25.233	46.665	3:05.304
7		53.681	1:24.425	46.954	3:05.060	8		53.189	1:25.110	46.672	3:04.971
9		52.751	1:24.873	46.844	3:04.468	10		53.199	1:24.838	46.969	3:05.006
11		52.969	1:26.382	47.342	3:06.693						
17	BALDANZA F								LOLA Mk3		
Lap	Speed / Pit	Sector1	Sector2	Sector 3	Time	Lap	Speed / Pit	Sector1	Sector2	Sector 3	Time
1		1:15.302	1:36.320	52.576	3:44.198	2		55.945	1:36.659	54.865	3:27.469
3		1:06.971	1:37.763	55.913	3:40.647	4		1:06.994	1:36.188	52.660	3:35.842
5		1:00.207	1:34.633	52.206	3:27.046	6		1:01.720	1:37.670	52.593	3:31.983
7		1:01.308	1:35.063	52.231	3:28.602	8		1:00.645	1:34.298	51.960	3:26.903
9		57.698	1:34.516	51.777	3:23.991						

18

BATCHELOR N

KIEFT GP Car

Lap	Speed / Pit	Sector1	Sector2	Sector 3	Time	Lap	Speed / Pit	Sector1	Sector2	Sector 3	Time
1		1:15.551	1:36.290	53.578	3:45.419	2		59.207	1:34.339	54.633	3:28.179
3		1:07.177	1:37.209	55.624	3:40.010	4		1:06.752	1:35.351	53.396	3:35.499
5		59.961	1:34.677	54.564	3:29.202	6		1:02.668	1:34.901	54.581	3:32.150
7		1:01.847	1:35.815	53.816	3:31.478	8		1:00.094	1:32.622	53.292	3:26.008
9		59.233	1:35.156	56.259	3:30.648						

19

GRANT P

COOPER-BRISTOL 3/53

Lap	Speed / Pit	Sector1	Sector2	Sector 3	Time	Lap	Speed / Pit	Sector1	Sector2	Sector 3	Time
1		1:02.261	1:28.648	49.664	3:20.573	2		54.127	1:31.851	51.706	3:17.684
3		55.663	1:30.221	51.863	3:17.747	4		1:03.242	1:27.021	49.251	3:19.514
5		58.191	1:27.937	49.588	3:15.716	6		56.475	1:27.482	50.289	3:14.246
7		56.550	1:25.619	48.782	3:10.951	8		56.720	1:26.479	48.763	3:11.962
9		54.972	1:26.373	50.125	3:11.470	10		55.517	1:25.990	48.408	3:09.915

20

BOND S

LOTUS 18 912

Lap	Speed / Pit	Sector1	Sector2	Sector 3	Time	Lap	Speed / Pit	Sector1	Sector2	Sector 3	Time
1		1:06.101	1:28.863	52.996	3:27.960	2		56.953	1:29.336	50.902	3:17.191
3		53.985	1:25.916	50.787	3:10.688	4		1:02.599	1:24.405	48.412	3:15.416
5		57.288	1:25.821	48.284	3:11.393	6		56.812	1:24.432	47.916	3:09.160
7		55.189	1:25.396	48.059	3:08.644	8		56.170	1:24.228	48.014	3:08.412
9		55.624	1:24.992	47.511	3:08.127	10		55.817	1:25.133	47.999	3:08.949

21

NUTHALL I

ALTA F2

Lap	Speed / Pit	Sector1	Sector2	Sector 3	Time	Lap	Speed / Pit	Sector1	Sector2	Sector 3	Time
1		1:01.621	1:27.885	50.031	3:19.537	2		54.683	1:31.333	51.040	3:17.056
3		55.038	1:29.011	50.308	3:14.357	4		1:01.524	1:29.392	49.947	3:20.863
5		58.078	1:28.522	50.277	3:16.877	6		56.753	1:27.892	50.324	3:14.969
7		55.441	1:27.890	49.192	3:12.523	8		57.857	1:26.478	49.071	3:13.406
9		54.568	1:26.225	49.140	3:09.933	10		55.809	1:26.478	48.432	3:10.719

22

HART S

MASERATI 250F CM7

Lap	Speed / Pit	Sector1	Sector2	Sector 3	Time	Lap	Speed / Pit	Sector1	Sector2	Sector 3	Time
1		52.545	1:23.909	45.413	3:01.867	2		50.415	1:23.327	45.815	2:59.557
3		49.239	1:23.619	46.526	2:59.384	4		52.892	1:23.595	45.793	3:02.280
5		52.106	1:23.783	45.555	3:01.444	6		50.971	1:24.320	45.899	3:01.190
		54.012									

23

BRANDTS L

TALBOT LAGO T26C

Lap	Speed / Pit	Sector1	Sector2	Sector 3	Time	Lap	Speed / Pit	Sector1	Sector2	Sector 3	Time
1		1:22.249	1:37.661	54.816	3:54.726	2		59.564	1:37.813	57.272	3:34.649
3		1:06.632	1:39.056	58.522	3:44.210	4		1:04.430	1:39.334	55.534	3:39.298
5		59.974	1:38.430	59.104	3:37.508	6		1:01.983	1:38.099	56.776	3:36.858
7		1:00.726	1:39.741	56.281	3:36.748	8		59.795	1:38.141	55.921	3:33.857
9		59.878	1:37.102	54.332	3:31.312						

24

McCABE C

LOTUS 18 907

Lap	Speed / Pit	Sector1	Sector2	Sector 3	Time	Lap	Speed / Pit	Sector1	Sector2	Sector 3	Time	
1 Pit		1:12.911	1:33.998	1:03.067	3:49.976	2 Pit		3:11.630	4:08.779	1:45.926	1:18.261	7:12.966

25

MIDDLEHURST A

LOTUS 25 R4

Lap	Speed / Pit	Sector1	Sector2	Sector 3	Time	Lap	Speed / Pit	Sector1	Sector2	Sector 3	Time
1		50.574	1:19.079	43.782	2:53.435	2		48.056	1:17.985	43.763	2:49.804
3		48.285	1:18.436	44.452	2:51.173	4		51.674	1:18.229	44.239	2:54.142
5		52.397	1:20.309	46.596	2:59.302	6		51.013	1:18.592	44.360	2:53.965
7		49.898	1:19.175	45.352	2:54.425	8		50.353	1:20.384	44.204	2:54.941
9		49.351	1:21.862	45.780	2:56.993	10		49.423	1:20.165	44.101	2:53.689
11		48.432	1:20.473	45.296	2:54.201						

26

MULLEN P

BRM P261 2

Lap	Speed / Pit	Sector1	Sector2	Sector 3	Time	Lap	Speed / Pit	Sector1	Sector2	Sector 3	Time
1		52.749	1:24.068	47.208	3:04.025	2		50.845	1:23.254	46.365	3:00.464
3		51.332	1:23.520	47.576	3:02.428	4 Pit		56.435	1:25.865	54.203	3:16.503
5 Pit		2:09.912	2:59.599	1:29.874	5:25.708	6		1:15.012	2:06.873	1:25.893	4:20.364
7		54.276	1:24.162	47.495	3:05.933	8		52.978	1:25.082	47.907	3:05.967

9 53.125 1:24.289 46.765 3:04.179

27 DUMOLIN C MASERATI 250F 2507/23/22

Lap	Speed / Pit	Sector1	Sector2	Sector 3	Time	Lap	Speed / Pit	Sector1	Sector2	Sector 3	Time
1		1:18.370	1:34.401	59.616	3:52.387	2		58.208	1:34.439	56.877	3:29.524
3		1:02.198	1:34.375	58.097	3:34.670	4		1:05.454	1:36.111	56.664	3:38.229
5		1:02.585	1:35.664	56.053	3:34.302	6		1:01.165	1:35.146	55.329	3:31.640
7		59.767	1:32.430	54.277	3:26.474	8		58.801	1:32.786	57.172	3:28.759
9		1:00.505	1:34.111	54.863	3:29.479						

28 GODDARD A COOPER ALFA T56/59

Lap	Speed / Pit	Sector1	Sector2	Sector 3	Time	Lap	Speed / Pit	Sector1	Sector2	Sector 3	Time
1		1:13.606	1:29.107	51.321	3:34.034	2		54.247	1:34.121	54.406	3:22.774
3		1:02.845	1:35.473	53.973	3:32.291	4		1:05.417	1:34.008	51.885	3:31.310
5		58.654	1:33.830	53.010	3:25.494	6		58.603	1:34.930	53.066	3:26.599
7		57.943	1:35.908	52.912	3:26.763	8		59.691	1:34.794	54.551	3:29.036
9		1:00.176	1:31.889	51.807	3:23.872	10		57.382	1:32.336	50.812	3:20.530

29 BURATTI F LOTUS 21

Lap	Speed / Pit	Sector1	Sector2	Sector 3	Time	Lap	Speed / Pit	Sector1	Sector2	Sector 3	Time
1		1:04.704	1:29.844	49.957	3:24.505	2		54.748	1:34.182	52.109	3:21.039
3		53.983	1:31.315	51.052	3:16.350	4		1:01.184	1:30.842	49.618	3:21.644
5		1:01.192	1:33.921	51.709	3:26.822	6		58.428	1:29.265	50.371	3:18.064
7		58.391	1:29.591	50.224	3:18.206	8		56.885	1:28.829	49.473	3:15.187
9		56.852	1:29.792	49.604	3:16.248	10		57.485	1:32.159	49.818	3:19.462

31 FIERRO G MASERATI 250F 2501/2523

Lap	Speed / Pit	Sector1	Sector2	Sector 3	Time	Lap	Speed / Pit	Sector1	Sector2	Sector 3	Time
1		51.970	1:23.861	45.629	3:01.460	2		50.342	1:22.986	45.757	2:59.085
3		50.348	1:22.575	45.949	2:58.872	4		53.586	1:22.598	45.536	3:01.720
5		53.258	1:22.819	45.752	3:01.829	6		52.023	1:23.287	47.137	3:02.447
7		52.687	1:24.688	45.968	3:03.343	8		51.978	1:24.328	46.633	3:02.939
9		53.601	1:25.661	47.641	3:06.903	10		52.697	1:24.214	47.874	3:04.785
11		53.134	1:25.029	46.298	3:04.461						

33 PHILLIPS C COOPER-BRISTOL 6/53

Lap	Speed / Pit	Sector1	Sector2	Sector 3	Time	Lap	Speed / Pit	Sector1	Sector2	Sector 3	Time
1		1:06.620	1:29.924	50.869	3:27.413	2		56.013	1:31.708	52.487	3:20.208
3		56.047	1:31.680	51.174	3:18.901	4		59.472	1:31.434	51.324	3:22.230
5		59.425	1:30.832	53.076	3:23.333	6		57.519	1:32.629	51.243	3:21.391
7		58.493	1:30.152	50.593	3:19.238	8		57.880	1:29.010	50.427	3:17.317
9		57.371	1:30.294	50.994	3:18.659	10		56.904	1:30.494	50.801	3:18.199

34 DARK T BUGATTI T37C

Lap	Speed / Pit	Sector1	Sector2	Sector 3	Time	Lap	Speed / Pit	Sector1	Sector2	Sector 3	Time
1		1:26.260	1:30.568	51.093	3:47.921	2		54.098	1:33.881	51.083	3:19.062
3		58.544	1:31.575	50.511	3:20.630	4		1:05.601	1:33.434	50.742	3:29.777
5		57.678	1:33.762	52.799	3:24.239	6		57.996	1:32.176	50.866	3:21.038
7		56.191	1:28.998	49.653	3:14.842	8		55.527	1:31.603	49.325	3:16.455
9		55.132	1:28.682	49.492	3:13.306	10		54.181	1:28.764	48.778	3:11.723

37 PERK E HERON F1

Lap	Speed / Pit	Sector1	Sector2	Sector 3	Time	Lap	Speed / Pit	Sector1	Sector2	Sector 3	Time
1		59.057	1:28.768	48.621	3:16.446	2		54.737	1:27.688	52.858	3:15.283
3 Pit		1:10.849	2:00.845	1:15.100	4:26.794						

38 STEELE M CONNAUGHT C8

Lap	Speed / Pit	Sector1	Sector2	Sector 3	Time	Lap	Speed / Pit	Sector1	Sector2	Sector 3	Time
1		1:11.059	1:30.439	51.221	3:32.719	2		54.086	1:33.461	53.071	3:20.618
3		54.161	1:27.515	48.284	3:09.960	4		59.610	1:28.755	48.688	3:17.053
5		55.828	1:26.510	48.424	3:10.762	6		55.347	1:27.991	49.841	3:13.179
7		54.749	1:27.015	48.838	3:10.602	8		56.372	1:27.066	47.937	3:11.375
9		54.938	1:28.319	48.571	3:11.828	10		54.232	1:27.680	48.603	3:10.515

41 MAILLE B COOPER T41

Lap	Speed / Pit	Sector1	Sector2	Sector 3	Time	Lap	Speed / Pit	Sector1	Sector2	Sector 3	Time
1		1:17.332	1:35.049	53.577	3:45.958	2		55.894	1:35.874	54.594	3:26.362

3	1:07.929	1:37.128	57.654	3:42.711	4	1:05.983	1:36.259	53.297	3:35.539
5	59.855	1:36.307	53.962	3:30.124	6	1:01.557	1:37.066	54.692	3:33.315
7	59.637	1:36.664	52.937	3:29.238	8	59.254	1:36.807	56.495	3:32.556
9	59.889	1:38.581	53.385	3:31.855					

42 WILLIS J COOPER T45

Lap	Speed / Pit	Sector1	Sector2	Sector 3	Time	Lap	Speed / Pit	Sector1	Sector2	Sector 3	Time
1		54.250	1:23.339	47.533	3:05.122	2		50.678	1:23.998	46.006	3:00.682
3		50.784	1:23.207	47.827	3:01.818	4		54.526	1:24.288	47.508	3:06.322
5		54.193	1:24.371	46.137	3:04.701	6		53.507	1:24.154	49.905	3:07.566
7		52.556	1:26.514	48.164	3:07.234	8		53.966	1:25.291	46.639	3:05.896
9		53.152	1:24.883	46.755	3:04.790	10		52.516	1:25.009	47.812	3:05.337
11		52.659	1:25.631	47.290	3:05.580						

43 PILKINGTON T COOPER T43

Lap	Speed / Pit	Sector1	Sector2	Sector 3	Time	Lap	Speed / Pit	Sector1	Sector2	Sector 3	Time
1		1:09.959	1:30.812	50.868	3:31.639	2		54.060	1:33.875	55.450	3:23.385
3		1:01.683	1:30.112	51.667	3:23.462	4		59.267	1:29.811	50.366	3:19.444
5		1:00.878	1:29.930	50.022	3:20.830	6 Pit		58.381	1:29.720	54.995	3:23.096
7	26.973	1:14.828	1:30.309	50.045	3:35.182	8		55.814	1:32.147	50.109	3:18.070
9		57.422	1:29.626	50.785	3:17.833	10		59.269	1:30.830	50.113	3:20.212

47 JOLLIFFE B COOPER T45

Lap	Speed / Pit	Sector1	Sector2	Sector 3	Time	Lap	Speed / Pit	Sector1	Sector2	Sector 3	Time
-----	-------------	---------	---------	----------	------	-----	-------------	---------	---------	----------	------

50 STUDER P LOTUS 24

Lap	Speed / Pit	Sector1	Sector2	Sector 3	Time	Lap	Speed / Pit	Sector1	Sector2	Sector 3	Time
1		53.817	1:23.379	47.174	3:04.370	2		51.185	1:23.917	47.110	3:02.212
3		50.966	1:23.723	48.100	3:02.789	4		56.371	1:25.856	47.768	3:09.995
5		55.188	1:23.870	46.359	3:05.417	6		55.112	1:23.250	49.277	3:07.639
7		54.932	1:23.902	50.821	3:09.655	8		53.231	1:24.263	46.169	3:03.663
9		52.447	1:25.621	47.069	3:05.137	10		53.108	1:23.721	47.280	3:04.109
11		52.975	1:24.084	46.982	3:04.041						

51 BAILEY T COOPER T51

Lap	Speed / Pit	Sector1	Sector2	Sector 3	Time	Lap	Speed / Pit	Sector1	Sector2	Sector 3	Time
			00.000			2		1:17.031	1:33.993	52.163	3:43.187
3		55.005	1:37.381	55.660	3:28.046			>10min			

53 TAYLOR S COOPER T 53

Lap	Speed / Pit	Sector1	Sector2	Sector 3	Time	Lap	Speed / Pit	Sector1	Sector2	Sector 3	Time
1		1:02.222	1:30.334	48.193	3:20.749	2		51.046	1:40.036	54.779	3:25.861
3		52.545	1:31.343	50.724	3:14.612	4		1:02.427	1:33.478	49.150	3:25.055
5		57.681	1:34.481	51.361	3:23.523	6		57.600	1:37.182	51.816	3:26.598
7		57.437	1:35.397	52.182	3:25.016	8		58.517	1:33.347	50.919	3:22.783
9		56.458	1:32.376	51.827	3:20.661	10		55.995	1:31.267	51.155	3:18.417

66 HOOLE S COOPER T66

Lap	Speed / Pit	Sector1	Sector2	Sector 3	Time	Lap	Speed / Pit	Sector1	Sector2	Sector 3	Time
1		55.212	1:24.691	46.770	3:06.673	2		48.885	1:23.378	46.023	2:58.286
3		49.552	1:22.918	46.890	2:59.360	4		53.568	1:22.233	46.062	3:01.863
5		51.784	1:22.592	45.801	3:00.177	6		51.353	1:22.693	1:02.924	3:16.970
7		51.714	1:25.055	47.475	3:04.244	8		53.284	1:24.565	46.803	3:04.652
9		52.219	1:25.140	46.855	3:04.214	10		51.560	1:24.193	47.054	3:02.807
11		51.192	1:24.418	47.108	3:02.718						

69 GUARINO A LOTUS 18 370

Lap	Speed / Pit	Sector1	Sector2	Sector 3	Time	Lap	Speed / Pit	Sector1	Sector2	Sector 3	Time
1		1:01.671	1:28.572	48.482	3:18.725	2		53.160	1:32.844	49.172	3:15.176
3		52.291	1:27.985	48.036	3:08.312	4		1:01.299	1:30.797	48.305	3:20.401
5		55.641	1:29.544	48.129	3:13.314	6		55.409	1:28.413	48.284	3:12.106
7		56.431	1:31.328	51.694	3:19.453	8		55.234	1:28.468	48.943	3:12.645
9		54.878	1:28.816	47.776	3:11.470	10		55.893	1:28.594	48.242	3:12.729

71 BAILLIE A COOPER T71/73

Lap	Speed / Pit	Sector1	Sector2	Sector 3	Time	Lap	Speed / Pit	Sector1	Sector2	Sector 3	Time
1		57.718	1:27.803	47.720	3:13.241	2		51.744	1:27.380	48.318	3:07.442

3	52.111	1:27.910	48.688	3:08.709	4	58.193	1:26.291	47.195	3:11.679
5	56.393	1:27.857	48.404	3:12.654	6	55.210	1:28.706	48.031	3:11.947
7	55.065	1:27.190	48.108	3:10.363	8	53.239	1:26.437	47.542	3:07.218
9	52.811	1:25.952	49.863	3:08.626	10	53.411	1:26.170	47.897	3:07.478

75 McGUIRE E COOPER-BRISTOL 8/52

Lap	Speed / Pit	Sector1	Sector2	Sector 3	Time	Lap	Speed / Pit	Sector1	Sector2	Sector 3	Time
1		1:17.227	1:29.253	50.085	3:36.565	2		54.414	1:30.436	54.040	3:18.890
3		58.364	1:30.546	50.537	3:19.447	4		59.199	1:28.892	49.497	3:17.588
5		57.048	1:29.747	52.019	3:18.814	6		57.894	1:29.529	50.585	3:18.008
7		57.861	1:29.480	51.371	3:18.712	8		56.214	1:28.717	50.434	3:15.365
9		56.257	1:29.720	49.667	3:15.644	10		57.386	1:31.722	50.504	3:19.612

77 OWEN G KURTIS 500C

Lap	Speed / Pit	Sector1	Sector2	Sector 3	Time	Lap	Speed / Pit	Sector1	Sector2	Sector 3	Time
1		57.074	1:29.730	47.531	3:14.335	2		51.389	1:27.280	46.261	3:04.930
3		51.269	1:24.701	47.755	3:03.725	4		52.992	1:24.545	46.271	3:03.808
5		52.916	1:25.579	48.419	3:06.914	6		51.542	1:24.259	46.661	3:02.462
7		52.173	1:23.788	48.518	3:04.479	8		51.879	1:25.011	48.311	3:05.201
9		51.935	1:25.587	46.631	3:04.153	10		51.877	1:25.390	47.118	3:04.385
11		51.014	1:25.387	46.621	3:03.022						

99 GRIFFITHS M BRABHAM BT4

Lap	Speed / Pit	Sector1	Sector2	Sector 3	Time	Lap	Speed / Pit	Sector1	Sector2	Sector 3	Time
1		46.389	1:15.874	41.754	2:44.017	2		45.463	1:15.571	42.212	2:43.246
3		44.965	1:17.900	44.373	2:47.238	4		49.518	1:18.022	45.424	2:52.964
5		50.735	1:18.158	43.234	2:52.127	6		48.569	1:17.638	43.730	2:49.937
7		47.432	1:18.524	44.625	2:50.581	8		47.435	1:20.067	43.033	2:50.535
9		50.346	1:20.811	46.143	2:57.300	10		50.971	1:23.356	46.189	3:00.516
11		52.441	1:20.925	46.162	2:59.528						

111 ROMANO J BRABHAM BT11 5

Lap	Speed / Pit	Sector1	Sector2	Sector 3	Time	Lap	Speed / Pit	Sector1	Sector2	Sector 3	Time
1		1:08.374	1:31.823	50.916	3:31.113	2		55.226	1:33.607	55.680	3:24.513

118 GOETZE W COOPER T53

Lap	Speed / Pit	Sector1	Sector2	Sector 3	Time	Lap	Speed / Pit	Sector1	Sector2	Sector 3	Time
1		55.484	1:25.415	47.395	3:08.294			50.933	1:49.292		

119 TROUILLARD F LOTUS 21/24

Lap	Speed / Pit	Sector1	Sector2	Sector 3	Time	Lap	Speed / Pit	Sector1	Sector2	Sector 3	Time
1		1:01.498	1:27.533	48.661	3:17.692	2		53.369	1:27.291	47.377	3:08.037
3		52.497	1:26.687	49.053	3:08.237	4		1:01.007	1:29.318	49.199	3:19.524
5		58.882	1:29.893	49.222	3:17.997	6		58.333	1:28.369	48.579	3:15.281
7		59.310	1:30.889	51.125	3:21.324	8		56.365	1:28.100	49.062	3:13.527
9		56.893	1:27.840	48.763	3:13.496	10		56.026	1:27.580	48.506	3:12.112

122 HORSMAN P LOTUS 18/21

Lap	Speed / Pit	Sector1	Sector2	Sector 3	Time	Lap	Speed / Pit	Sector1	Sector2	Sector 3	Time
1		46.913	1:17.655	41.997	2:46.565	2		45.897	1:17.191	42.344	2:45.432
3		45.663	1:19.291	43.885	2:48.839	4		51.195	1:18.739	42.471	2:52.405
5		48.505	1:19.678	42.430	2:50.613	6		49.170	1:18.293	43.405	2:50.868
7		51.705	1:18.973	43.639	2:54.317	8		50.441	1:20.521	44.626	2:55.588
9		48.893	1:20.426	44.273	2:53.592	10		47.753	1:19.162	44.115	2:51.030
11		49.006	1:20.044	43.521	2:52.571						

124 WANTY M LOTUS 16 368

Lap	Speed / Pit	Sector1	Sector2	Sector 3	Time	Lap	Speed / Pit	Sector1	Sector2	Sector 3	Time
1		58.991	1:28.484	48.336	3:15.811	2		52.677	1:25.114	47.844	3:05.635
3		51.706	1:26.432	48.548	3:06.686	4		56.142	1:24.423	48.795	3:09.360
5		56.079	1:23.980	47.918	3:07.977	6		56.473	1:38.487	47.391	3:22.351
7		54.853	1:24.670	47.061	3:06.584	8		54.274	1:25.883	48.686	3:08.843
9		53.956	1:25.844	49.441	3:09.241	10		1:05.483	1:29.101	50.965	3:25.549

145 BAUDOIN M COOPER T45

Lap	Speed / Pit	Sector1	Sector2	Sector 3	Time	Lap	Speed / Pit	Sector1	Sector2	Sector 3	Time
1		58.991	1:28.484	48.336	3:15.811	2		52.677	1:25.114	47.844	3:05.635

248 LEHR K MASERATI 250F CM5

Lap	Speed / Pit	Sector1	Sector2	Sector 3	Time	Lap	Speed / Pit	Sector1	Sector2	Sector 3	Time
1		58.991	1:28.484	48.336	3:15.811	2		52.677	1:25.114	47.844	3:05.635

Lap	Speed / Pit	Sector1	Sector2	Sector 3	Time	Lap	Speed / Pit	Sector1	Sector2	Sector 3	Time
1		1:05.357	1:28.361	49.920	3:23.638	2		52.574	1:30.093	50.842	3:13.509
3		52.877	1:29.375	50.801	3:13.053	4		58.947	1:30.528	49.818	3:19.293
5		57.189	1:30.918	50.030	3:18.137	6		56.574	1:30.717	51.375	3:18.666
7		56.522	1:30.721	49.285	3:16.528	8		54.952	1:30.861	51.421	3:17.234
9		55.506	1:28.620	49.115	3:13.241	10		54.465	1:26.110	48.471	3:09.046

13	16	1:32.394	3:07.542	13	77	1:46.645	3:02.462	13	16	2:02.240	3:05.060	13	16	2:16.676	3:04.971
14	77	1:34.120	3:06.914	14	16	1:47.761	3:05.304	14	1	2:15.538	3:11.035	14	1	2:32.861	3:07.858
15	1	1:35.508	3:11.562	15	1	1:55.084	3:09.513	15	124	2:34.294	3:06.584	15	124	2:52.602	3:08.843
16	124	1:45.877	3:07.977	16	71	2:16.143	3:11.947	16	71	2:35.925	3:10.363	16	71	2:52.608	3:07.218
17	71	1:54.133	3:12.654	17	15	2:16.959	3:11.831	17	15	2:36.690	3:10.312	17	15	2:53.450	3:07.295
18	15	1:55.065	3:11.495	18	124	2:18.291	3:22.351	18	20	3:00.342	3:08.644	18	20	3:18.219	3:08.412
19	119	2:11.895	3:17.997	19	119	2:37.239	3:15.281	19	69	3:07.377	3:19.453	19	69	3:29.487	3:12.645
20	69	2:16.336	3:13.314	20	69	2:38.505	3:12.106	20	119	3:07.982	3:21.324	20	119	3:30.974	3:13.527
21	20	2:23.056	3:11.393	21	20	2:42.279	3:09.160	21	38	3:14.783	3:10.602	21	38	3:35.623	3:11.375
22	248	2:28.038	3:18.137	22	21	2:54.130	3:14.969	22	21	3:16.072	3:12.523	22	19	3:37.748	3:11.962
23	21	2:29.098	3:16.877	23	38	2:54.762	3:13.180	23	19	3:16.321	3:10.951	23	21	3:38.943	3:13.406
24	8	2:30.076	3:13.525	24	19	2:55.951	3:14.246	24	8	3:18.451	3:11.942	24	7	3:40.786	3:10.579
25	7	2:30.816	3:12.503	25	248	2:56.767	3:18.666	25	7	3:20.742	3:13.247	25	14	3:49.108	3:14.603
26	19	2:31.642	3:15.716	26	8	2:57.090	3:16.951	26	248	3:22.714	3:16.528	26	248	3:49.413	3:17.234
27	38	2:31.519	3:10.761	27	7	2:58.076	3:17.197	27	14	3:25.040	3:13.964	27	8	4:03.109	3:35.193
28	14	2:36.330	3:14.119	28	14	3:01.657	3:15.264	28	29	3:46.520	3:18.206	28	29	4:11.172	3:15.187
29	53	2:50.208	3:23.523	29	29	3:18.895	3:18.064	29	75	3:47.914	3:18.712	29	75	4:12.744	3:15.365
30	29	2:50.768	3:26.822	30	75	3:19.783	3:18.008	30	33	3:52.604	3:19.238	30	33	4:19.385	3:17.316
31	75	2:51.712	3:18.814	31	33	3:23.947	3:21.391	31	53	4:01.304	3:25.016	31	53	4:33.552	3:22.783
32	33	2:52.436	3:23.333	32	53	3:26.869	3:26.598	32	43	4:16.928	3:35.182	32	34	4:43.319	3:16.455
33	43	2:59.168	3:20.830	33	43	3:32.327	3:23.096	33	34	4:17.399	3:14.842	33	43	4:44.463	3:18.070
34	34	3:22.037	3:24.240	34	34	3:53.138	3:21.038	34	28	4:39.155	3:26.763	34	28	5:17.656	3:29.036
35	28	3:26.311	3:25.494	35	28	4:02.973	3:26.599	35	17	5:15.677	3:28.602	35	26	5:50.747	3:05.967
36	26	3:49.536	3:25.708	36	17	4:37.656	3:31.983	36	18	5:21.827	3:31.478	36	17	5:52.045	3:26.903
37	17	3:55.610	3:27.046	37	18	4:40.930	3:32.150	37	41	5:23.137	3:29.238	37	18	5:57.300	3:26.008
38	18	3:58.717	3:29.202	38	41	4:44.480	3:33.315	38	27	5:27.116	3:26.474	38	41	6:05.158	3:32.556
39	41	4:01.102	3:30.124	39	27	4:51.223	3:31.640	39	5	5:33.140	3:30.807	39	27	6:05.340	3:28.759
40	27	4:09.520	3:34.302	40	5	4:52.914	3:32.933	40	26	5:35.315	3:05.933	40	5	6:17.737	3:35.132
41	5	4:09.918	3:35.858	41	23	5:17.720	3:36.858	41	23	6:03.887	3:36.748	41	23	6:47.209	3:33.857
42	23	4:30.799	3:37.508	42	26	5:19.963	4:20.364	42	10	6:58.449	3:48.860	42	10	7:53.594	3:45.680
43	10	5:02.647	3:42.998	43	10	6:00.170	3:47.460								

Lap 9				Lap 10				Lap 11			
Pos	Num	Gap	LapTime	Pos	Num	Gap	LapTime	Pos	Num	Gap	LapTime
1	99		2:57.300	1	99		3:00.516	1	122		2:52.571
2	122	0:10.274	2:53.592	2	122	0:00.788	2:51.030	2	99	0:06.169	2:59.528
3	11	0:39.217	2:56.439	3	11	0:32.925	2:54.224	3	11	0:33.639	2:54.073
4	25	0:40.235	2:56.993	4	25	0:33.408	2:53.689	4	25	0:34.250	2:54.201
5	3	1:42.676	3:03.648	5	3	1:42.988	3:00.828	5	3	1:53.061	3:03.432
6	31	1:50.653	3:06.903	6	31	1:54.922	3:04.785	6	31	2:06.024	3:04.461
7	66	2:08.494	3:04.214	7	66	2:10.785	3:02.807	7	66	2:20.144	3:02.718
8	2	2:12.995	3:02.454	8	2	2:12.933	3:00.454	8	2	2:23.344	3:03.770
9	42	2:16.186	3:04.790	9	9	2:20.488	3:02.128	9	9	2:32.508	3:05.379
10	9	2:18.876	3:02.481	10	42	2:21.007	3:05.337	10	42	2:33.227	3:05.579
11	77	2:22.062	3:04.153	11	77	2:25.931	3:04.385	11	77	2:35.594	3:03.022
12	50	2:22.932	3:05.137	12	50	2:26.525	3:04.109	12	50	2:37.207	3:04.041
13	16	2:23.844	3:04.468	13	16	2:28.334	3:05.006	13	16	2:41.668	3:06.693
14	1	2:42.215	3:06.654	14	1	2:47.822	3:06.123	14	1	2:59.314	3:04.851
15	71	3:03.934	3:08.626	15	71	3:10.896	3:07.478				
16	124	3:04.543	3:09.241	16	15	3:11.639	3:06.190				
17	15	3:05.965	3:09.815	17	124	3:29.576	3:25.549				
18	20	3:29.046	3:08.127	18	20	3:37.479	3:08.949				
19	69	3:43.657	3:11.470	19	69	3:55.870	3:12.729				
20	119	3:47.170	3:13.496	20	119	3:58.766	3:12.112				
21	38	3:50.151	3:11.828	21	38	4:00.150	3:10.515				
22	21	3:51.576	3:09.933	22	19	4:01.317	3:09.915				
23	19	3:51.918	3:11.470	23	21	4:01.779	3:10.719				
24	7	3:57.304	3:13.818	24	14	4:10.767	3:09.531				
25	14	4:01.752	3:09.944	25	7	4:12.631	3:15.843				
26	248	4:05.354	3:13.241	26	248	4:13.884	3:09.046				
27	8	4:26.132	3:20.323	27	29	4:49.066	3:19.462				
28	29	4:30.120	3:16.248	28	75	4:50.184	3:19.612				
29	75	4:31.088	3:15.644	29	33	4:58.428	3:18.199				
30	33	4:40.745	3:18.660	30	8	4:59.196	3:33.580				
31	53	4:56.913	3:20.661	31	34	5:10.532	3:11.723				
32	34	4:59.325	3:13.306	32	53	5:14.814	3:18.417				
33	43	5:04.995	3:17.832	33	43	5:24.692	3:20.213				
34	28	5:44.228	3:23.872	34	28	6:04.242	3:20.530				
35	26	5:57.626	3:04.179								
36	17	6:18.736	3:23.991								
37	18	6:30.648	3:30.648								
38	27	6:37.519	3:29.479								
39	41	6:39.713	3:31.855								
40	5	6:54.363	3:33.926								
41	23	7:21.221	3:31.312								

10 - Historic Grand Prix Cars Association

Starting Grid - RACE 2 (Amended)**START SUNDAY : 14:00****Length : 30 Min**

Row 27	10 - de BALDANZA J	
Row 26	145 - BAUDOIN M	23 - BRANDTS L
Row 25	51 - BAILEY T	5 - PILKINGTON R
Row 24	27 - DUMOLIN C	41 - MAILE B
Row 23	47 - JOLLIFFE B	17 - BALDANZA F
Row 22	18 - BATCHELOR N	28 - GODDARD A
Row 21	43 - PILKINGTON T	4 - RUSSELL S
Row 20	75 - McGUIRE E	24 - McCABE C
Row 19	12 - BAILEY T	111 - ROMANO J
Row 18	8 - DITHERIDGE A	33 - PHILLIPS C
Row 17	34 - DARK T	6 - EYRE M
Row 16	53 - TAYLOR S	29 - BURATTI F
Row 15	14 - COOK M	38 - STEELE M
Row 14	69 - GUARINO A	248 - LEHR K
Row 13	19 - GRANT P	20 - BOND S
Row 12	21 - NUTHALL I	119 - TROUILLARD F
Row 11	71 - BAILLIE A	15 - STAES E
Row 10	37 - PERK E	7 - MIGUENS C
Row 9	1 - SMITH T	124 - WANTY M
Row 8	16 - VALVEKENS M	77 - OWEN G
Row 7	118 - GOETZE W	9 - BAILEY M
Row 6	2 - JOLLEY R	42 - WILLIS J
Row 5	50 - STUDER P	66 - HOOLE S
Row 4	31 - FIERRO G	22 - HART S
Row 3	3 - CANNELL B	26 - MULLEN P
Row 2	25 - MIDDLEHURST A	11 - FAIRLEY J
Row 1	99 - GRIFFITHS M	122 - HORSMAN P

POLE

Steward of the Meeting :

Timekeeper : R.I.S.



SPA SIX HOURS

in partnership with



19 & 20 September 2015



10· Historic Grand Prix Cars Association

Race 2

Pos	No	Cl	T. Drivers	Nat	Veh	Time	L.	Gap	Km/H	Best	Km/H
1	99	12	GRIFFITHS M	GB	BRABHAM BT4	0:30:15.748	11		152,752	2:42.042 - 3	155,604
2	122	12	HORSMAN P	GB	LOTUS 18/21	0:30:52.227	11	0:36.479	149,743	2:44.479 - 2	153,299
3	25	11	MIDDLEHURST A	GB	LOTUS 25 R4	0:31:04.523	11	0:48.775	148,756	2:48.857 - 8	149,324
4	3	7b	CANNELL B	GB	COOPER T51	0:31:39.921	11	1:24.173	145,984	2:52.717 - 2	145,987
5	66	11	HOOLE S	GB	COOPER T66	0:32:12.347	11	1:56.599	143,534	2:53.931 - 2	144,968
6	22	6	HART S	GB	MASERATI 250F CM7	0:32:13.456	11	1:57.708	143,452	2:55.179 - 2	143,935
7	31	6	FIERRO G	SP	MASERATI 250F 2501/2523	0:32:15.824	11	2:00.076	143,277	2:55.074 - 3	144,021
8	2	8	JOLLEY R	GB	LISTER JAGUAR Monzanapolis 378	0:32:17.568	11	2:01.820	143,148	2:54.801 - 4	144,246
9	26	11	MULLEN P	GB	BRM P261 2	0:32:32.302	11	2:16.554	142,067	2:56.386 - 11	142,950
10	50	10	STUDER P	CH	LOTUS 24	0:32:34.659	11	2:18.911	141,896	2:57.301 - 2	142,212
11	1	7a	SMITH T	GB	FERRARI Dino	0:33:00.424	11	2:44.676	140,050	2:58.542 - 4	141,224
12	9	7a	BAILEY M	GB	LOTUS 16 364	0:33:45.560	11	3:29.812	136,929	2:59.825 - 10	140,216
13	118	12	GOETZE W	D	COOPER T53	0:33:46.806	11	3:31.058	136,845	2:59.055 - 8	140,819
14	42	9	WILLIS J	GB	COOPER T45	0:30:17.514	10	1 L	138,730	2:59.585 - 8	140,404
15	16	8	VALVEKENS M	B	ASTON MARTIN DBR4/4	0:30:25.343	10	0:07.829	138,135	3:00.604 - 4	139,612
16	119	10	TROUILLARD F	F	LOTUS 21/24	0:30:34.793	10	0:17.279	137,424	3:02.051 - 6	138,502
17	15	10	STAES E	B	LOTUS 18/21	0:30:37.507	10	0:19.993	137,221	3:01.059 - 9	139,261
18	124	7a	WANTY M	B	LOTUS 16 368	0:30:41.454	10	0:23.940	136,927	3:01.694 - 4	138,774
19	14	9	COOK M	GB	COOPER T43	0:30:45.947	10	0:28.433	136,593	3:01.353 - 6	139,035
20	20	10	BOND S	GB	LOTUS 18 912	0:30:47.017	10	0:29.503	136,514	3:02.270 - 6	138,335
21	7	11	MIGUENS C	ARG	LOTUS 24 947	0:31:03.481	10	0:45.967	135,308	3:00.541 - 4	139,660
22	248	6	LEHR K	D	MASERATI 250F CM5	0:31:04.170	10	0:46.656	135,258	3:04.272 - 4	136,833
23	11	12	FAIRLEY J	GB	BRABHAM BT11A	0:31:08.838	10	0:51.324	134,920	2:51.510 - 6	147,014
24	21	6	NUTHALL I	GB	ALTA F2	0:31:10.226	10	0:52.712	134,820	3:05.564 - 9	135,880
25	29	10	BURATTI F	I	LOTUS 21	0:31:13.090	10	0:55.576	134,614	3:05.753 - 9	135,742
26	19	6	GRANT P	GB	COOPER-BRISTOL 3/53	0:31:14.391	10	0:56.877	134,520	3:05.455 - 7	135,960
27	8	9	DITHERIDGE A	GB	COOPER T45	0:31:35.336	10	1:17.822	133,034	3:06.903 - 6	134,906
28	53	12	TAYLOR S	AUS	COOPER T 53	0:31:35.461	10	1:17.947	133,025	3:05.421 - 6	135,985
29	38	7a	STEELE M	GB	CONNAUGHT C8	0:31:37.904	10	1:20.390	132,854	3:05.674 - 4	135,799
30	75	6	McGUIRE E	GB	COOPER-BRISTOL 8/52	0:31:44.019	10	1:26.505	132,427	3:06.377 - 7	135,287
31	43	9	PILKINGTON T	GB	COOPER T43	0:31:45.300	10	1:27.786	132,338	3:06.532 - 7	135,175
32	6	6	EYRE M	GB	COOPER-BRISTOL 8/53	0:31:52.006	10	1:34.492	131,874	3:07.859 - 3	134,220
33	33	6	PHILLIPS C	GB	COOPER-BRISTOL 6/53	0:31:57.605	10	1:40.091	131,489	3:08.791 - 4	133,557
34	28	10	GODDARD A	GB	COOPER ALFA T56/59	0:32:09.395	10	1:51.881	130,686	3:09.045 - 5	133,378
35	51	7b	BAILEY T	GB	COOPER T51	0:32:50.149	10	2:32.635	127,982	3:10.208 - 10	132,562
36	111	11	ROMANO J	USA	BRABHAM BT11 5	0:32:51.600	10	2:34.086	127,888	3:10.887 - 10	132,091
37	17	10	BALDANZA F	CH	LOLA Mk3	0:32:52.886	10	2:35.372	127,805	3:10.655 - 10	132,251
38	27	6	DUMOLIN C	B	MASERATI 250F 2507/23/22	0:33:28.150	10	3:10.636	125,560	3:16.679 - 10	128,201
39	71	10	BAILLIE A	GB	COOPER T71/73	0:27:29.134	9	2 L	137,605	3:02.121 - 4	138,449
40	41	7c	MAILE B	GB	COOPER T41	0:31:03.215	9	3:34.081	121,795	3:23.301 - 2	124,025
41	5	2	PILKINGTON R	GB	TALBOT LAGO T26SS	0:31:22.143	9	3:53.009	120,570	3:27.077 - 2	121,763
42	23	2	BRANDTS L	NL	TALBOT LAGO T26C	0:32:17.739	9	4:48.605	117,111	3:31.197 - 8	119,388
43	10	2	de BALDANZA J	GB	MASERATI A6GCM	0:30:41.928	8	3 L	109,513	3:45.105 - 2	112,012
44	18	INV	BATCHELOR N	GB	KIEFT GP Car	0:07:38.405	2	9 L	110,009	4:00.883 - 2	104,675
45	24	7b	McCABE C	USA	LOTUS 18 907	0:03:16.141	1	10 L	128,552	59:59.999 - 0	000,117
46	34	2	DARK T	GB	BUGATTI T37C	0:03:16.174	1	0:00.033	128,531	59:59.999 - 0	000,117
-- Fastest lap --											
99	12		GRIFFITHS M	GB	BRABHAM BT4		3			2:42.042 - 3	155,604
-- RETIREMENTS --											
4	6		RUSSELL S	GB	COOPER-BRISTOL 2/53						
12	7b		BAILEY T	GB	JBW F1						
37	10		PERK E	NL	HERON F1						
47	9		JOLLIFFE B	GB	COOPER T45						
69	7b		GUARINO A	I	LOTUS 18 370						
77	8		OWEN G	GB	KURTIS 500C						
145	9		BAUDOIN M	FR	COOPER T45						

, Km

The results are provisional until the end of the time limit for protest and appeals

Spa-Francorchamps

Time limit for protest expires 30' at the latest after publication of the results - Time :

Circuit Length = 7,004 km

Results are suspended till the end of scrutineering

 Clerk of the course: JY
MUNSTERS

Timekeeper: R.I.S.



SPA SIX HOURS

in partnership with

19 & 20 September 2015



10· Historic Grand Prix Cars Association

Race 2

Pos	No	Cl	T. Drivers	Nat	Veh	Time	L.	Gap	Km/H	Best	Km/H
2											
1	5	2	PILKINGTON R	GB	TALBOT LAGO T26SS	0:31:22.143	9		120,570	3:27.077	121,763
2	23	2	BRANDTS L	NL	TALBOT LAGO T26C	0:32:17.739	9	0:55.596	117,111	3:31.197	119,388
3	10	2	de BALDANZA J	GB	MASERATI A6GCM	0:30:41.928	8	1 T	109,513	3:45.105	112,012
4	34	2	DARK T	GB	BUGATTI T37C	0:03:16.174	1	8 T	128,531	59:59.999	000,117
-- Fastest lap --											
5	2		PILKINGTON R	GB	TALBOT LAGO T26SS		2			3:27.077	121,763
6											
1	22	6	HART S	GB	MASERATI 250F CM7	0:32:13.456	11		143,452	2:55.179	143,935
2	31	6	FIERRO G	SP	MASERATI 250F 2501/2523	0:32:15.824	11	0:02.368	143,277	2:55.074	144,021
3	248	6	LEHR K	D	MASERATI 250F CM5	0:31:04.170	10	1 T	135,258	3:04.272	136,833
4	21	6	NUTHALL I	GB	ALTA F2	0:31:10.226	10	0:06.056	134,820	3:05.564	135,880
5	19	6	GRANT P	GB	COOPER-BRISTOL 3/53	0:31:14.391	10	0:10.221	134,520	3:05.455	135,960
6	75	6	McGUIRE E	GB	COOPER-BRISTOL 8/52	0:31:44.019	10	0:39.849	132,427	3:06.377	135,287
7	6	6	EYRE M	GB	COOPER-BRISTOL 8/53	0:31:52.006	10	0:47.836	131,874	3:07.859	134,220
8	33	6	PHILLIPS C	GB	COOPER-BRISTOL 6/53	0:31:57.605	10	0:53.435	131,489	3:08.791	133,557
9	27	6	DUMOLIN C	B	MASERATI 250F 2507/23/22	0:33:28.150	10	2:23.980	125,560	3:16.679	128,201
-- Fastest lap --											
31	6		FIERRO G	SP	MASERATI 250F 2501/2523		3			2:55.074	144,021
7a											
1	1	7a	SMITH T	GB	FERRARI Dino	0:33:00.424	11		140,050	2:58.542	141,224
2	9	7a	BAILEY M	GB	LOTUS 16 364	0:33:45.560	11	0:45.136	136,929	2:59.825	140,216
3	124	7a	WANTY M	B	LOTUS 16 368	0:30:41.454	10	1 T	136,927	3:01.694	138,774
4	38	7a	STEELE M	GB	CONNAUGHT C8	0:31:37.904	10	0:56.450	132,854	3:05.674	135,799
-- Fastest lap --											
1	7a		SMITH T	GB	FERRARI Dino		4			2:58.542	141,224
7b											
1	3	7b	CANNELL B	GB	COOPER T51	0:31:39.921	11		145,984	2:52.717	145,987
2	51	7b	BAILEY T	GB	COOPER T51	0:32:50.149	10	1 T	127,982	3:10.208	132,562
3	24	7b	McCABE C	USA	LOTUS 18 907	0:03:16.141	1	10 T	128,552	59:59.999	000,117
-- Fastest lap --											
3	7b		CANNELL B	GB	COOPER T51		2			2:52.717	145,987
7c											
1	41	7c	MAILE B	GB	COOPER T41	0:31:03.215	9		121,795	3:23.301	124,025
-- Fastest lap --											
41	7c		MAILE B	GB	COOPER T41		2			3:23.301	124,025
8											
1	2	8	JOLLEY R	GB	LISTER JAGUAR Monzanapolis 378	0:32:17.568	11		143,148	2:54.801	144,246
2	16	8	VALVEKENS M	B	ASTON MARTIN DBR4/4	0:30:25.343	10	1 T	138,135	3:00.604	139,612
-- Fastest lap --											
2	8		JOLLEY R	GB	LISTER JAGUAR Monzanapolis 378		4			2:54.801	144,246
9											
1	42	9	WILLIS J	GB	COOPER T45	0:30:17.514	10		138,730	2:59.585	140,404
2	14	9	COOK M	GB	COOPER T43	0:30:45.947	10	0:28.433	136,593	3:01.353	139,035
3	8	9	DITHERIDGE A	GB	COOPER T45	0:31:35.336	10	1:17.822	133,034	3:06.903	134,906
4	43	9	PILKINGTON T	GB	COOPER T43	0:31:45.300	10	1:27.786	132,338	3:06.532	135,175
-- Fastest lap --											
42	9		WILLIS J	GB	COOPER T45		8			2:59.585	140,404
10											
1	50	10	STUDER P	CH	LOTUS 24	0:32:34.659	11		141,896	2:57.301	142,212
2	119	10	TROUILLARD F	F	LOTUS 21/24	0:30:34.793	10	1 T	137,424	3:02.051	138,502
3	15	10	STAES E	B	LOTUS 18/21	0:30:37.507	10	0:02.714	137,221	3:01.059	139,261
4	20	10	BOND S	GB	LOTUS 18 912	0:30:47.017	10	0:12.224	136,514	3:02.270	138,335
5	29	10	BURATTI F	I	LOTUS 21	0:31:13.090	10	0:38.297	134,614	3:05.753	135,742
6	28	10	GODDARD A	GB	COOPER ALFA T56/59	0:32:09.395	10	1:34.602	130,686	3:09.045	133,378
7	17	10	BALDANZA F	CH	LOLA Mk3	0:32:52.886	10	2:18.093	127,805	3:10.655	132,251
8	71	10	BALLIE A	GB	COOPER T71/73	0:27:29.134	9	2 T	137,605	3:02.121	138,449
-- Fastest lap --											
50	10		STUDER P	CH	LOTUS 24		2			2:57.301	142,212
11											
1	25	11	MIDDLEHURST A	GB	LOTUS 25 R4	0:31:04.523	11		148,756	2:48.857	149,324
2	66	11	HOOLE S	GB	COOPER T66	0:32:12.347	11	1:07.824	143,534	2:53.931	144,968
3	26	11	MULLEN P	GB	BRM P261 2	0:32:32.302	11	1:27.779	142,067	2:56.386	142,950
4	7	11	MIGUENS C	ARG	LOTUS 24 947	0:31:03.481	10	1 T	135,308	3:00.541	139,660
5	111	11	ROMANO J	USA	BRABHAM BT11 5	0:32:51.600	10	1:48.119	127,888	3:10.887	132,091
-- Fastest lap --											
25	11		MIDDLEHURST A	GB	LOTUS 25 R4		8			2:48.857	149,324
12											
1	99	12	GRIFFITHS M	GB	BRABHAM BT4	0:30:15.748	11		152,752	2:42.042	155,604
2	122	12	HORSMAN P	GB	LOTUS 18/21	0:30:52.227	11	0:36.479	149,743	2:44.479	153,299
3	118	12	GOETZE W	D	COOPER T53	0:33:46.806	11	3:31.058	136,845	2:59.055	140,819
4	11	12	FAIRLEY J	GB	BRABHAM BT11A	0:31:08.838	10	1 T	134,920	2:51.510	147,014
5	53	12	TAYLOR S	AUS	COOPER T 53	0:31:35.461	10	0:26.623	133,025	3:05.421	135,985
-- Fastest lap --											
99	12		GRIFFITHS M	GB	BRABHAM BT4		3			2:42.042	155,604
INV											
1	18	INV	BATCHELOR N	GB	KIEFT GP Car	0:07:38.405	2		110,009	4:00.883	104,675
-- Fastest lap --											
18	INV		BATCHELOR N	GB	KIEFT GP Car		2			4:00.883	104,675
-- RETIREMENTS --											

The results are provisional until the end of the time limit for protest and appeals

Spa-Francorchamps

Time limit for protest expires 30' at the latest after publication of the results - Time :


Circuit Length = 7,004 km

Results are suspended till the end of scrutineering

Clerk of the course: JY MUNSTERS	Timekeeper: R.I.S.
-------------------------------------	--------------------



**SPA
SIX HOURS**

in partnership with 

19 & 20 September 2015

10 Historic Grand Prix Cars Association

Race 2

Best Sector

#	N°	Name	Sector1	#	N°	Name	Sector 2	#	N°	Name	Sector 3	#	N°	Name	Best lap	Ideal lap
1	99		44.352	1	99		1:15.514	1	99		41.769	1	99		2:42.042	2:41.635
2	122		45.605	2	122		1:17.040	2	122		42.169	2	122		2:45.293	2:44.814
3	11		46.551	3	25		1:17.081	3	25		43.543	3	25		2:48.857	2:47.971
4	25		47.347	4	11		1:19.231	4	11		43.801	4	11		2:51.510	2:49.583
5	2		47.525	5	3		1:19.630	5	3		44.229	5	3		2:53.218	2:51.879
6	22		47.860	6	66		1:19.924	6	2		44.776	6	66		2:54.758	2:53.094
7	3		48.020	7	26		1:20.793	7	31		44.859	7	2		2:54.801	2:54.195
8	66		48.122	8	31		1:21.217	8	22		44.982	8	31		2:55.075	2:54.576
9	31		48.500	9	50		1:21.263	9	66		45.048	9	22		2:55.987	2:54.747
10	118		48.700	10	7		1:21.579	10	50		45.358	10	26		2:56.386	2:56.261
11	9		49.109	11	20		1:21.664	11	26		45.500	11	50		2:57.326	2:56.504
12	1		49.605	12	2		1:21.894	12	9		45.510	12	1		2:58.542	2:57.823
13	50		49.883	13	22		1:21.905	13	118		45.642	13	118		2:59.055	2:58.289
14	26		49.968	14	1		1:21.924	14	42		45.943	14	42		2:59.585	2:58.395
15	42		50.005	15	42		1:22.447	15	15		45.998	15	9		2:59.825	2:58.588
16	14		50.021	16	15		1:23.078	16	14		46.279	16	7		3:00.541	2:59.247
17	16		50.077	17	14		1:23.341	17	1		46.294	17	16		3:00.604	2:59.875
18	71		50.344	18	124		1:23.412	18	16		46.305	18	15		3:01.059	2:59.492
19	15		50.416	19	119		1:23.432	19	124		46.641	19	14		3:01.353	2:59.641
20	7		50.577	20	16		1:23.493	20	119		46.696	20	124		3:01.694	3:00.914
21	248		50.608	21	19		1:23.750	21	20		46.761	21	119		3:02.051	3:01.365
22	53		50.721	22	118		1:23.947	22	71		46.865	22	71		3:02.121	3:01.327
23	124		50.861	23	9		1:23.969	23	7		47.091	23	20		3:02.270	2:59.973
24	119		51.237	24	71		1:24.118	24	29		47.285	24	248		3:04.272	3:03.612
25	8		51.308	25	75		1:24.181	25	21		47.603	25	53		3:05.421	3:04.928
26	51		51.359	26	21		1:24.413	26	248		47.807	26	19		3:05.455	3:05.319
27	38		51.521	27	29		1:24.596	27	8		48.046	27	21		3:05.564	3:05.293
28	20		51.548	28	38		1:24.808	28	43		48.294	28	38		3:05.674	3:04.758
29	43		52.036	29	6		1:24.829	29	19		48.314	29	29		3:05.753	3:04.182
30	29		52.301	30	248		1:25.197	30	53		48.424	30	75		3:06.377	3:05.028
31	75		52.331	31	8		1:25.549	31	38		48.429	31	43		3:06.532	3:06.065
32	6		52.626	32	33		1:25.732	32	75		48.516	32	8		3:06.903	3:04.903
33	28		52.705	33	43		1:25.735	33	51		48.672	33	6		3:07.859	3:06.770
34	111		52.711	34	53		1:25.783	34	17		48.998	34	33		3:08.791	3:08.791
35	17		52.840	35	28		1:26.383	35	28		49.063	35	28		3:09.045	3:08.151
36	19		53.255	36	17		1:27.957	36	6		49.315	36	51		3:10.208	3:09.631
37	21		53.277	37	111		1:28.357	37	33		49.603	37	17		3:10.655	3:09.795
38	33		53.456	38	27		1:28.693	38	111		49.819	38	111		3:10.887	3:10.887
39	27		54.304	39	24		1:29.397	39	27		51.536	39	27		3:16.679	3:14.533
40	41		56.454	40	51		1:29.600	40	41		52.685	40	41		3:25.025	3:22.344
41	23		59.075	41	5		1:32.070	41	5		53.566	41	5		3:27.530	3:25.989
42	5		1:00.353	42	41		1:33.205	42	23		54.410	42	23		3:31.197	3:29.524
43	10		1:04.800	43	23		1:36.039	43	10		57.782	43	10		3:46.278	3:45.535
44	24		1:52.227	44	10		1:42.953	44	18		1:10.061	44	18		5:24.405	5:24.405
45	34		1:54.790	45	18		1:44.996									
46	18		2:29.348	46	34		> 10 Min									

10 Historic Grand Prix Cars Association

Race 2

Sector Analysis

1 SMITH T						FERRARI Dino					
Lap	Speed / Pit	Sector1	Sector2	Sector 3	Time	Lap	Speed / Pit	Sector1	Sector2	Sector 3	Time
1		1:35.708	1:25.077	50.191	3:50.976	2		49.605	1:23.241	46.688	2:59.534
3		50.042	1:21.924	46.576	2:58.542	4		50.177	1:23.238	46.758	3:00.173
5		50.808	1:22.685	46.721	3:00.214	6		50.070	1:22.809	46.294	2:59.173
7		50.055	1:22.327	47.167	2:59.549	8		49.856	1:22.739	46.370	2:58.965
9		50.474	1:22.637	46.394	2:59.505	10		50.026	1:22.680	47.087	2:59.793

2 JOLLEY R						LISTER JAGUAR Monzanapolis 378					
Lap	Speed / Pit	Sector1	Sector2	Sector 3	Time	Lap	Speed / Pit	Sector1	Sector2	Sector 3	Time
1			2:48.793	44.970	3:33.763	2		48.197	1:22.336	44.790	2:55.323
3		47.525	1:22.500	44.776	2:54.801	4		48.040	1:21.894	45.204	2:55.138
5		48.725	1:22.010	45.403	2:56.138	6		48.178	1:23.368	45.091	2:56.637
7		47.624	1:22.722	45.607	2:55.953	8		47.982	1:26.072	45.157	2:59.211
9		47.589	1:23.594	46.055	2:57.238	10		48.228	1:25.275	45.863	2:59.366

3 CANNELL B						COOPER T51					
Lap	Speed / Pit	Sector1	Sector2	Sector 3	Time	Lap	Speed / Pit	Sector1	Sector2	Sector 3	Time
1			2:36.644	45.097	3:21.741	2		48.292	1:20.052	45.408	2:53.752
3		49.038	1:19.630	45.338	2:54.006	4		48.580	1:19.808	44.830	2:53.218
5		48.611	1:20.312	44.801	2:53.724	6		49.399	1:20.320	44.229	2:53.948
7		48.020	1:20.866	45.252	2:54.138	8		48.266	1:21.296	45.089	2:54.651
9		48.197	1:20.863	44.260	2:53.320	10		48.640	1:19.736	45.047	2:53.423

4 RUSSELL S						COOPER-BRISTOL 2/53					
Lap	Speed / Pit	Sector1	Sector2	Sector 3	Time	Lap	Speed / Pit	Sector1	Sector2	Sector 3	Time
1						2					

5 PILKINGTON R						TALBOT LAGO T26SS					
Lap	Speed / Pit	Sector1	Sector2	Sector 3	Time	Lap	Speed / Pit	Sector1	Sector2	Sector 3	Time
1		2:21.612	1:32.893	54.445	4:48.950	2		1:00.353	1:33.045	54.163	3:27.561
3		1:00.690	1:33.181	53.912	3:27.783	4		1:00.450	1:32.070	55.010	3:27.530
5		1:01.706	1:32.527	54.949	3:29.182	6		1:00.625	1:33.800	54.786	3:29.211
7		1:00.594	1:32.832	55.186	3:28.612	8		1:00.977	1:34.771	53.566	3:29.314

6 EYRE M						COOPER-BRISTOL 8/53					
Lap	Speed / Pit	Sector1	Sector2	Sector 3	Time	Lap	Speed / Pit	Sector1	Sector2	Sector 3	Time
1		1:56.419	1:26.688	49.876	4:12.983	2		53.651	1:24.829	49.379	3:07.859
3		54.116	1:27.274	50.051	3:11.441	4		54.656	1:27.357	50.969	3:12.982
5		52.626	1:25.818	49.513	3:07.957	6		53.761	1:26.066	49.315	3:09.142
7		54.721	1:27.967	49.464	3:12.152	8		54.361	1:27.677	49.938	3:11.976
9		54.212	1:27.418	49.884	3:11.514						

7 MIGUENS C						LOTUS 24 947					
Lap	Speed / Pit	Sector1	Sector2	Sector 3	Time	Lap	Speed / Pit	Sector1	Sector2	Sector 3	Time
1			3:20.231	48.608	4:08.839	2		50.986	1:23.387	47.091	3:01.464
3		50.577	1:21.579	48.385	3:00.541	4		52.811	1:24.182	49.978	3:06.971
5		55.775	1:23.201	50.507	3:09.483	6		52.082	1:24.886	48.091	3:05.059
7		52.785	1:25.450	48.270	3:06.505	8		51.753	1:23.243	48.200	3:03.196
9		52.193	1:26.465	48.765	3:07.423						

8 DITHERIDGE A						COOPER T45					
Lap	Speed / Pit	Sector1	Sector2	Sector 3	Time	Lap	Speed / Pit	Sector1	Sector2	Sector 3	Time
1		1:52.268	1:27.694	49.785	4:09.747	2		52.375	1:26.266	50.094	3:08.735
3		53.202	1:28.165	49.052	3:10.419	4		51.694	1:26.879	48.669	3:07.242
5		51.852	1:25.549	49.502	3:06.903	6		53.023	1:27.100	48.046	3:08.169
7		51.968	1:26.157	49.114	3:07.239	8		51.308	1:27.235	49.599	3:08.142
9		54.696	1:29.022	51.022	3:14.740						

9 BAILEY M						LOTUS 16 364					
Lap	Speed / Pit	Sector1	Sector2	Sector 3	Time	Lap	Speed / Pit	Sector1	Sector2	Sector 3	Time
1						2					

1	1:33.794	1:26.929	49.408	3:50.131	2	49.604	1:26.184	46.740	3:02.528
3	49.447	1:24.569	46.429	3:00.445	4	49.912	1:25.179	46.944	3:02.035
5	50.284	1:24.538	47.956	3:02.778	6	49.661	1:24.121	46.241	3:00.023
7	49.598	1:24.837	45.510	2:59.945	8	50.904	1:23.969	46.324	3:01.197
9	49.109	1:24.526	46.190	2:59.825	10 Pit	54.775	1:29.226	1:08.652	3:32.653

10 de BALDANZA J MASERATI A6GCM

Lap	Speed / Pit	Sector1	Sector2	Sector3	Time	Lap	Speed / Pit	Sector1	Sector2	Sector3	Time
1		2:44.473	1:42.974	58.752	5:26.199	2		1:04.815	1:43.235	1:01.080	3:49.130
3		1:06.833	1:44.916	1:04.552	3:56.301	4		1:06.426	1:44.176	1:01.413	3:52.015
5		1:06.910	1:42.953	58.794	3:48.657	6		1:05.477	1:43.019	57.782	3:46.278
7		1:04.800	1:44.400	1:00.148	3:49.348						

11 FAIRLEY J BRABHAM BT11A

Lap	Speed / Pit	Sector1	Sector2	Sector3	Time	Lap	Speed / Pit	Sector1	Sector2	Sector3	Time
1			2:14.634	45.680	3:00.314	2		47.871	1:19.231	46.136	2:53.238
3		46.551	1:20.361	44.902	2:51.814	4		47.853	1:20.916	43.981	2:52.750
5		46.936	1:20.708	44.663	2:52.307	6		47.131	1:20.493	43.886	2:51.510
7		46.703	1:21.239	44.912	2:52.854	8		47.343	1:21.038	43.951	2:52.332
9		48.457	1:21.480	45.202	2:55.139	10		46.678	1:22.101	43.801	2:52.580

12 BAILEY T JBW F1

Lap	Speed / Pit	Sector1	Sector2	Sector3	Time	Lap	Speed / Pit	Sector1	Sector2	Sector3	Time
-----	-------------	---------	---------	---------	------	-----	-------------	---------	---------	---------	------

14 COOK M COOPER T43

Lap	Speed / Pit	Sector1	Sector2	Sector3	Time	Lap	Speed / Pit	Sector1	Sector2	Sector3	Time
1		1:45.300	1:26.257	48.126	3:59.683	2		51.679	1:24.638	48.296	3:04.613
3		50.928	1:24.124	47.234	3:02.286	4		50.436	1:23.341	47.798	3:01.575
5		50.126	1:24.236	46.991	3:01.353	6		50.382	1:24.598	46.600	3:01.580
7		50.021	1:34.747	49.713	3:14.481	8		50.285	1:26.182	47.450	3:03.917
9		50.494	1:25.686	46.279	3:02.459						

15 STAES E LOTUS 18/21

Lap	Speed / Pit	Sector1	Sector2	Sector3	Time	Lap	Speed / Pit	Sector1	Sector2	Sector3	Time
1			3:07.617	46.776	3:54.393	2		51.040	1:24.969	47.394	3:03.403
3		51.349	1:23.843	46.786	3:01.978	4		51.035	1:23.078	48.726	3:02.839
5		50.859	1:23.588	46.691	3:01.138	6		51.259	1:33.660	46.222	3:11.141
7		50.905	1:25.177	45.998	3:02.080	8		51.034	1:23.516	46.509	3:01.059
9		50.416	1:28.188	46.872	3:05.476						

16 VALVEKENS M ASTON MARTIN DBR4/4

Lap	Speed / Pit	Sector1	Sector2	Sector3	Time	Lap	Speed / Pit	Sector1	Sector2	Sector3	Time
1		1:36.903	1:25.930	49.790	3:52.623	2		51.113	1:23.964	47.768	3:02.845
3		50.318	1:23.542	46.744	3:00.604	4		50.758	1:23.493	46.666	3:00.917
5		50.774	1:23.682	46.439	3:00.895	6		50.278	1:24.528	46.305	3:01.111
7		50.077	1:26.040	47.058	3:03.175	8		50.195	1:26.461	47.267	3:03.923
9		50.494	1:26.906	47.850	3:05.250						

17 BALDANZA F LOLA Mk3

Lap	Speed / Pit	Sector1	Sector2	Sector3	Time	Lap	Speed / Pit	Sector1	Sector2	Sector3	Time
1		2:07.635	1:33.635	51.771	4:33.041	2		54.729	1:33.948	53.260	3:21.937
3		55.653	1:32.271	51.026	3:18.950	4		54.088	1:31.509	49.603	3:15.200
5		54.773	1:29.783	50.439	3:14.995	6		53.854	1:30.258	50.870	3:14.982
7		54.566	1:32.619	49.649	3:16.834	8		52.845	1:30.449	48.998	3:12.292
9		52.840	1:27.957	49.858	3:10.655						

18 BATCHELOR N KIEFT GP Car

Lap	Speed / Pit	Sector1	Sector2	Sector3	Time	Lap	Speed / Pit	Sector1	Sector2	Sector3	Time
1 Pit		2:29.348	1:44.996	1:10.061	5:24.405						

19 GRANT P COOPER-BRISTOL 3/53

Lap	Speed / Pit	Sector1	Sector2	Sector3	Time	Lap	Speed / Pit	Sector1	Sector2	Sector3	Time
1		1:48.854	1:26.720	48.837	4:04.411	2		53.638	1:25.233	49.413	3:08.284
3		53.539	1:24.557	48.611	3:06.707	4		53.438	1:24.620	48.921	3:06.979
5		53.255	1:24.910	48.779	3:06.944	6		53.267	1:23.750	48.438	3:05.455
7		53.778	1:25.084	48.700	3:07.562	8		53.325	1:24.491	48.836	3:06.652
9		53.411	1:25.672	48.314	3:07.397						

20

BOND S

LOTUS 18 912

Lap	Speed / Pit	Sector1	Sector2	Sector 3	Time	Lap	Speed / Pit	Sector1	Sector2	Sector 3	Time
1		1:44.797	1:25.685	47.951	3:58.433	2		53.266	1:25.112	47.756	3:06.134
3		51.548	1:25.042	48.842	3:05.432	4		52.975	1:25.128	47.766	3:05.869
5		53.372	1:21.664	47.234	3:02.270	6		53.048	1:22.593	47.170	3:02.811
7		52.081	1:23.737	47.543	3:03.361	8		51.624	1:26.704	47.826	3:06.154
9		51.988	1:23.804	46.761	3:02.553						

21

NUTHALL I

ALTA F2

Lap	Speed / Pit	Sector1	Sector2	Sector 3	Time	Lap	Speed / Pit	Sector1	Sector2	Sector 3	Time
1		1:44.631	1:26.506	49.293	4:00.430	2		53.707	1:25.177	48.003	3:06.887
3		53.682	1:24.981	47.668	3:06.331	4		53.805	1:25.458	47.951	3:07.214
5		53.744	1:24.669	48.210	3:06.623	6		53.496	1:25.071	48.074	3:06.641
7		53.631	1:25.968	47.603	3:07.202	8		53.277	1:24.413	47.874	3:05.564
9		53.478	1:26.764	49.092	3:09.334						

22

HART S

MASERATI 250F CM7

Lap	Speed / Pit	Sector1	Sector2	Sector 3	Time	Lap	Speed / Pit	Sector1	Sector2	Sector 3	Time
1			2:42.881	45.036	3:27.917	2		48.708	1:22.533	44.982	2:56.223
3		49.747	1:22.866	45.255	2:57.868	4		48.768	1:22.257	45.438	2:56.463
5		48.633	1:21.905	45.542	2:56.080	6		48.647	1:22.730	45.527	2:56.904
7		48.164	1:23.703	45.635	2:57.502	8		48.296	1:23.639	45.637	2:57.572
9		47.860	1:23.036	46.044	2:56.940	10		48.241	1:22.058	45.688	2:55.987

23

BRANDTS L

TALBOT LAGO T26C

Lap	Speed / Pit	Sector1	Sector2	Sector 3	Time	Lap	Speed / Pit	Sector1	Sector2	Sector 3	Time
1		2:26.790	1:39.584	55.879	5:02.253	2		59.887	1:39.294	57.012	3:36.193
3		59.952	1:39.458	56.454	3:35.864	4		1:00.464	1:37.559	56.026	3:34.049
5		59.257	1:38.871	56.542	3:34.670	6		59.913	1:38.642	58.677	3:37.232
7		59.316	1:37.471	54.410	3:31.197	8		59.075	1:36.039	57.167	3:32.281

24

McCABE C

LOTUS 18 907

Lap	Speed / Pit	Sector1	Sector2	Sector 3	Time	Lap	Speed / Pit	Sector1	Sector2	Sector 3	Time
		1:52.227	1:29.397								

25

MIDDLEHURST A

LOTUS 25 R4

Lap	Speed / Pit	Sector1	Sector2	Sector 3	Time	Lap	Speed / Pit	Sector1	Sector2	Sector 3	Time
1			2:29.231	44.105	3:13.336	2		47.669	1:17.117	44.352	2:49.138
3		48.179	1:17.751	44.091	2:50.021	4		48.073	1:18.847	44.084	2:51.004
5		48.015	1:17.081	44.143	2:49.239	6		49.991	1:17.792	43.543	2:51.326
7		47.347	1:17.441	44.069	2:48.857	8		48.461	1:19.062	45.208	2:52.731
9		49.274	1:20.621	43.868	2:53.763	10		47.536	1:19.442	44.130	2:51.108

26

MULLEN P

BRM P261 2

Lap	Speed / Pit	Sector1	Sector2	Sector 3	Time	Lap	Speed / Pit	Sector1	Sector2	Sector 3	Time
1			2:45.791	46.299	3:32.090	2		50.280	1:22.453	46.584	2:59.317
3		49.984	1:22.333	46.004	2:58.321	4		51.635	1:22.097	46.616	3:00.348
5		50.376	1:23.204	46.206	2:59.786	6		50.827	1:21.310	45.500	2:57.637
7		51.610	1:21.556	46.068	2:59.234	8		50.001	1:21.542	45.593	2:57.136
9		50.270	1:22.086	45.691	2:58.047	10		49.968	1:20.793	45.625	2:56.386

27

DUMOLIN C

MASERATI 250F 2507/23/22

Lap	Speed / Pit	Sector1	Sector2	Sector 3	Time	Lap	Speed / Pit	Sector1	Sector2	Sector 3	Time
1		2:16.617	1:29.751	55.374	4:41.742	2		55.489	1:30.873	53.075	3:19.437
3		54.600	1:29.414	53.411	3:17.425	4		54.986	1:32.795	55.386	3:23.167
5		54.430	1:32.254	51.536	3:18.220	6		54.304	1:32.422	53.456	3:20.182
7		57.000	1:29.331	52.093	3:18.424	8		56.270	1:30.551	52.053	3:18.874
9		55.236	1:28.693	52.750	3:16.679						

28

GODDARD A

COOPER ALFA T56/59

Lap	Speed / Pit	Sector1	Sector2	Sector 3	Time	Lap	Speed / Pit	Sector1	Sector2	Sector 3	Time
1		2:07.743	1:27.855	49.967	4:25.565	2		53.196	1:27.033	49.440	3:09.669
3		52.841	1:26.383	49.869	3:09.093	4		52.851	1:27.131	49.063	3:09.045
5		52.732	1:28.386	50.180	3:11.298	6		53.746	1:29.493	51.108	3:14.347
7		53.386	1:29.689	49.978	3:13.053	8		52.705	1:28.898	49.850	3:11.453
9		53.276	1:29.026	49.570	3:11.872						

29

BURATTI F

LOTUS 21

Lap	Speed / Pit	Sector1	Sector2	Sector 3	Time	Lap	Speed / Pit	Sector1	Sector2	Sector 3	Time
1		1:48.326	1:26.690	48.106	4:03.122	2		52.869	1:26.734	49.617	3:09.220
3		52.301	1:25.859	48.284	3:06.444	4		53.137	1:25.307	48.311	3:06.755
5		52.956	1:25.673	48.101	3:06.730	6		52.972	1:26.215	47.913	3:07.100
7		52.402	1:26.377	48.159	3:06.938	8		52.791	1:24.596	48.366	3:05.753
9		52.636	1:27.107	47.285	3:07.028						

31

FIERRO G

MASERATI 250F 2501/2523

Lap	Speed / Pit	Sector1	Sector2	Sector 3	Time	Lap	Speed / Pit	Sector1	Sector2	Sector 3	Time
1			2:47.868	44.917	3:32.785	2		48.951	1:21.265	44.859	2:55.075
3		48.841	1:21.666	44.952	2:55.459	4		49.160	1:21.645	45.185	2:55.990
5		50.040	1:21.217	45.184	2:56.441	6		48.760	1:22.558	45.191	2:56.509
7		48.821	1:22.451	45.642	2:56.914	8		49.114	1:23.802	45.443	2:58.359
9		48.557	1:22.390	45.820	2:56.767	10		48.500	1:23.031	45.994	2:57.525

33

PHILLIPS C

COOPER-BRISTOL 6/53

Lap	Speed / Pit	Sector1	Sector2	Sector 3	Time	Lap	Speed / Pit	Sector1	Sector2	Sector 3	Time
1		1:57.182	1:26.461	49.955	4:13.598	2		54.173	1:26.084	50.146	3:10.403
3		53.456	1:25.732	49.603	3:08.791	4		54.385	1:27.004	50.959	3:12.348
5		53.635	1:28.636	51.631	3:13.902	6		54.095	1:26.377	50.026	3:10.498
7		55.178	1:27.128	50.024	3:12.330	8		54.391	1:26.830	49.844	3:11.065
9		54.442	1:26.456	49.772	3:10.670						

34

DARK T

BUGATTI T37C

Lap	Speed / Pit	Sector1	Sector2	Sector 3	Time	Lap	Speed / Pit	Sector1	Sector2	Sector 3	Time
		1:54.790	>10min								

37

PERK E

HERON F1

Lap	Speed / Pit	Sector1	Sector2	Sector 3	Time	Lap	Speed / Pit	Sector1	Sector2	Sector 3	Time

38

STEELE M

CONNAUGHT C8

Lap	Speed / Pit	Sector1	Sector2	Sector 3	Time	Lap	Speed / Pit	Sector1	Sector2	Sector 3	Time
1		1:43.059	1:26.576	48.492	3:58.127	2		52.580	1:24.808	48.429	3:05.817
3		51.521	1:25.542	48.611	3:05.674	4		52.327	1:25.666	50.116	3:08.109
5		52.847	1:25.771	1:06.916	3:25.534	6		55.522	1:30.730	49.576	3:15.828
7		52.388	1:26.259	49.261	3:07.908	8		52.068	1:26.915	48.934	3:07.917
9		52.167	1:27.531	49.292	3:08.990						

41

MAILE B

COOPER T41

Lap	Speed / Pit	Sector1	Sector2	Sector 3	Time	Lap	Speed / Pit	Sector1	Sector2	Sector 3	Time
1		2:09.349	1:33.827	53.608	4:36.784	2		57.516	1:33.205	54.304	3:25.025
3		56.454	1:34.524	54.707	3:25.685	4		56.848	1:36.246	54.608	3:27.702
5		57.105	1:37.638	54.014	3:28.757	6		57.215	1:36.406	55.437	3:29.058
7		59.888	1:36.603	54.603	3:31.094	8		57.120	1:35.305	52.685	3:25.110

42

WILLIS J

COOPER T45

Lap	Speed / Pit	Sector1	Sector2	Sector 3	Time	Lap	Speed / Pit	Sector1	Sector2	Sector 3	Time
1		1:35.502	1:25.786	49.880	3:51.168	2		51.225	1:24.474	47.863	3:03.562
3		50.387	1:22.447	47.207	3:00.041	4		50.620	1:23.331	47.635	3:01.586
5		50.072	1:23.834	48.268	3:02.174	6		52.231	1:22.561	45.943	3:00.735
7		50.005	1:23.398	46.182	2:59.585	8		53.440	1:22.945	46.336	3:02.721
9		51.777	1:23.807	46.358	3:01.942						

43

PILKINGTON T

COOPER T43

Lap	Speed / Pit	Sector1	Sector2	Sector 3	Time	Lap	Speed / Pit	Sector1	Sector2	Sector 3	Time
1		2:02.398	1:27.287	50.186	4:19.871	2		53.630	1:27.272	49.586	3:10.488
3		54.354	1:26.848	48.991	3:10.193	4		52.784	1:25.735	48.650	3:07.169
5		52.113	1:27.261	48.862	3:08.236	6		52.157	1:26.081	48.294	3:06.532
7		53.789	1:27.640	49.197	3:10.626	8		52.036	1:27.852	49.533	3:09.421
9		52.993	1:27.423	48.348	3:08.764						

47

JOLLIFFE B

COOPER T45

Lap	Speed / Pit	Sector1	Sector2	Sector 3	Time	Lap	Speed / Pit	Sector1	Sector2	Sector 3	Time

50

STUDER P

LOTUS 24

Lap	Speed / Pit	Sector1	Sector2	Sector 3	Time	Lap	Speed / Pit	Sector1	Sector2	Sector 3	Time
1			2:49.856	45.865	3:35.721	2		49.947	1:21.694	45.784	2:57.425

3	50.351	1:21.402	45.763	2:57.516	4	51.454	1:22.057	46.194	2:59.705
5	50.838	1:21.435	45.730	2:58.003	6	49.883	1:21.307	46.136	2:57.326
7	51.592	1:21.263	45.358	2:58.213	8	49.926	1:21.708	45.959	2:57.593
9	50.075	1:22.942	46.233	2:59.250	10	51.227	1:22.226	46.454	2:59.907

51 BAILEY T COOPER T51

Lap	Speed / Pit	Sector1	Sector2	Sector 3	Time	Lap	Speed / Pit	Sector1	Sector2	Sector 3	Time
1		2:12.981	1:33.139	51.701	4:37.821	2		53.276	1:31.805	52.339	3:17.420
3		53.233	1:32.931	50.738	3:16.902	4		53.984	1:31.374	50.274	3:15.632
5		53.726	1:31.054	50.863	3:15.643	6		53.226	1:30.639	51.060	3:14.925
7		53.321	1:31.898	49.247	3:14.466	8		51.359	1:31.432	50.341	3:13.132
9		51.936	1:29.600	48.672	3:10.208						

53 TAYLOR S COOPER T 53

Lap	Speed / Pit	Sector1	Sector2	Sector 3	Time	Lap	Speed / Pit	Sector1	Sector2	Sector 3	Time
1		1:53.214	1:29.430	49.282	4:11.926	2		50.721	1:27.521	48.968	3:07.210
3		52.151	1:28.085	48.424	3:08.660	4		50.986	1:28.194	48.928	3:08.108
5		50.783	1:25.783	48.855	3:05.421	6		51.251	1:28.111	49.821	3:09.183
7		51.325	1:26.625	49.000	3:06.950	8		51.138	1:29.348	49.371	3:09.857
9		55.182	1:28.960	50.004	3:14.146						

66 HOOLE S COOPER T66

Lap	Speed / Pit	Sector1	Sector2	Sector 3	Time	Lap	Speed / Pit	Sector1	Sector2	Sector 3	Time
1			2:44.581	45.048	3:29.629	2		48.122	1:21.836	45.131	2:55.089
3		49.326	1:19.979	45.499	2:54.804	4		49.131	1:19.924	45.703	2:54.758
5		48.867	1:20.268	46.195	2:55.330	6		48.693	1:22.132	45.981	2:56.806
7		49.309	1:21.946	46.115	2:57.370	8		50.646	1:23.532	46.639	3:00.817
9		48.644	1:22.326	45.809	2:56.779	10		48.524	1:21.302	47.139	2:56.965

69 GUARINO A LOTUS 18 370

Lap	Speed / Pit	Sector1	Sector2	Sector 3	Time	Lap	Speed / Pit	Sector1	Sector2	Sector 3	Time
-----	-------------	---------	---------	----------	------	-----	-------------	---------	---------	----------	------

71 BAILLIE A COOPER T71/73

Lap	Speed / Pit	Sector1	Sector2	Sector 3	Time	Lap	Speed / Pit	Sector1	Sector2	Sector 3	Time
1		1:37.701	1:26.310	48.707	3:52.718	2		52.018	1:25.013	46.886	3:03.917
3		50.781	1:24.385	46.955	3:02.121	4		50.713	1:24.118	48.491	3:03.322
5		51.019	1:24.468	46.865	3:02.352	6		50.344	1:24.557	47.561	3:02.462
7		51.674	1:24.315	47.549	3:03.538	8		51.069	1:24.567	49.068	3:04.704

75 McGUIRE E COOPER-BRISTOL 8/52

Lap	Speed / Pit	Sector1	Sector2	Sector 3	Time	Lap	Speed / Pit	Sector1	Sector2	Sector 3	Time
1		2:00.665	1:25.740	48.858	4:15.263	2		53.711	1:25.164	49.202	3:08.077
3		53.464	1:24.640	50.459	3:08.563	4		54.557	1:27.270	50.363	3:12.190
5		53.977	1:25.934	49.468	3:09.379	6		53.680	1:24.181	48.516	3:06.377
7		53.573	1:25.430	48.968	3:07.971	8		52.331	1:26.042	49.328	3:07.701
9		52.907	1:26.417	55.174	3:14.498						

77 OWEN G KURTIS 500C

Lap	Speed / Pit	Sector1	Sector2	Sector 3	Time	Lap	Speed / Pit	Sector1	Sector2	Sector 3	Time
-----	-------------	---------	---------	----------	------	-----	-------------	---------	---------	----------	------

99 GRIFFITHS M BRABHAM BT4

Lap	Speed / Pit	Sector1	Sector2	Sector 3	Time	Lap	Speed / Pit	Sector1	Sector2	Sector 3	Time
1			2:21.449	41.769	3:03.218	2		44.352	1:15.514	42.176	2:42.042
3		44.537	1:15.806	42.223	2:42.566	4		44.708	1:17.120	43.283	2:45.111
5		45.081	1:16.081	42.108	2:43.270	6		44.470	1:18.211	43.669	2:46.350
7		45.145	1:17.259	42.666	2:45.070	8		48.827	1:19.626	45.502	2:53.955
9		48.167	1:17.766	44.750	2:50.683	10		47.232	1:18.150	44.101	2:49.483

111 ROMANO J BRABHAM BT11 5

Lap	Speed / Pit	Sector1	Sector2	Sector 3	Time	Lap	Speed / Pit	Sector1	Sector2	Sector 3	Time
1		2:05.180	1:29.834	53.055	4:28.069	2		54.571	1:29.746	52.364	3:16.681
3		54.981	1:31.157	51.727	3:17.865	4		55.607	1:30.034	52.739	3:18.380
5		55.967	1:31.026	52.093	3:19.086	6		55.323	1:30.733	52.983	3:19.039
7		55.450	1:29.433	50.381	3:15.264	8		53.307	1:29.083	49.939	3:12.329
9		52.711	1:28.357	49.819	3:10.887						

118 GOETZE W COOPER T53

Lap	Speed / Pit	Sector1	Sector2	Sector 3	Time	Lap	Speed / Pit	Sector1	Sector2	Sector 3	Time
-----	-------------	---------	---------	----------	------	-----	-------------	---------	---------	----------	------

1	1:33.973	1:28.513	48.945	3:51.431	2	49.579	1:25.676	47.426	3:02.681
3	48.700	1:24.512	46.814	3:00.026	4	49.944	1:24.168	47.402	3:01.514
5	49.318	1:24.364	46.986	3:00.668	6	49.509	1:25.466	45.642	3:00.617
7	49.179	1:23.947	45.929	2:59.055	8	50.207	1:24.581	46.533	3:01.321
9	49.549	1:25.448	47.769	3:02.766	10 Pit	56.994	1:26.801	1:08.932	3:32.727

119 TROUILLARD F LOTUS 21/24

Lap	Speed / Pit	Sector1	Sector2	Sector 3	Time	Lap	Speed / Pit	Sector1	Sector2	Sector 3	Time
1			3:07.080	47.088	3:54.168	2		51.829	1:24.932	47.404	3:04.165
3		51.694	1:23.720	46.696	3:02.110	4		51.680	1:23.432	47.984	3:03.096
5		51.745	1:23.535	46.771	3:02.051	6		51.237	1:25.179	46.845	3:03.261
7		51.362	1:24.467	47.010	3:02.839	8		51.427	1:23.623	48.487	3:03.537
9		51.954	1:25.002	48.610	3:05.566						

122 HORSMAN P LOTUS 18/21

Lap	Speed / Pit	Sector1	Sector2	Sector 3	Time	Lap	Speed / Pit	Sector1	Sector2	Sector 3	Time
1			2:24.527	42.169	3:06.696	2		45.605	1:17.040	43.047	2:45.692
3		45.764	1:17.102	42.427	2:45.293	4		45.708	1:17.228	42.634	2:45.570
5		45.827	1:19.022	43.057	2:47.906	6 Pit		45.924	1:18.189	46.378	2:50.491
7	24.556	1:03.466	1:18.896	42.782	3:05.144	8		47.313	1:19.704	44.918	2:51.935
9		46.960	1:18.846	44.305	2:50.111	10		46.816	1:18.928	43.645	2:49.389

124 WANTY M LOTUS 16 368

Lap	Speed / Pit	Sector1	Sector2	Sector 3	Time	Lap	Speed / Pit	Sector1	Sector2	Sector 3	Time
1			3:06.389	47.232	3:53.621	2		51.882	1:23.908	48.221	3:04.011
3		51.426	1:23.627	46.641	3:01.694	4		51.728	1:23.412	48.440	3:03.580
5		50.861	1:24.327	47.055	3:02.243	6		51.260	1:23.872	47.622	3:02.754
7		51.659	1:24.026	47.732	3:03.417	8		52.353	1:23.687	47.583	3:03.623
9		52.731	1:32.317	47.463	3:12.511						

145 BAUDOIN M COOPER T45

Lap	Speed / Pit	Sector1	Sector2	Sector 3	Time	Lap	Speed / Pit	Sector1	Sector2	Sector 3	Time
-----	-------------	---------	---------	----------	------	-----	-------------	---------	---------	----------	------

248 LEHR K MASERATI 250F CM5

Lap	Speed / Pit	Sector1	Sector2	Sector 3	Time	Lap	Speed / Pit	Sector1	Sector2	Sector 3	Time
1			3:10.172	49.100	3:59.272	2		52.221	1:26.997	47.912	3:07.130
3		50.608	1:25.197	48.467	3:04.272	4		52.333	1:25.851	49.752	3:07.936
5		51.891	1:27.413	48.494	3:07.798	6		51.145	1:26.615	47.862	3:05.622
7		50.922	1:27.368	48.116	3:06.406	8		52.794	1:25.398	47.986	3:06.178
9		52.210	1:25.539	47.807	3:05.556						

17	124	1:39.655	3:03.580	17	124	1:53.992	3:02.243	17	119	2:07.203	3:03.261	17	119	2:04.898	3:02.839
18	119	1:40.288	3:03.097	18	119	1:54.433	3:02.051	18	14	2:09.442	3:01.580	18	15	2:10.180	3:02.080
19	14	1:44.906	3:01.575	19	14	1:58.353	3:01.353	19	15	2:13.244	3:11.141	19	99	2:14.790	2:53.955
20	20	1:52.617	3:05.869	20	20	2:06.981	3:02.270	20	20	2:19.301	3:02.811	20	20	2:17.518	3:03.361
21	38	1:54.476	3:08.109	21	248	2:15.251	3:07.799	21	99	2:25.979	2:45.070	21	14	2:18.779	3:14.481
22	7	1:54.563	3:06.970	22	7	2:16.141	3:09.484	22	248	2:30.382	3:05.622	22	248	2:31.644	3:06.406
23	248	1:55.358	3:07.935	23	21	2:16.327	3:06.622	23	7	2:30.709	3:05.059	23	7	2:32.070	3:06.505
24	21	1:57.611	3:07.214	24	29	2:21.114	3:06.730	24	21	2:32.478	3:06.642	24	21	2:34.536	3:07.202
25	29	2:02.290	3:06.755	25	19	2:22.168	3:06.944	25	19	2:37.132	3:05.455	25	19	2:39.550	3:07.562
26	19	2:03.130	3:06.979	26	53	2:30.168	3:05.421	26	29	2:37.723	3:07.100	26	29	2:39.517	3:06.938
27	53	2:12.653	3:08.108	27	99	2:31.400	2:46.350	27	53	2:48.860	3:09.183	27	53	2:50.665	3:06.949
28	8	2:12.892	3:07.242	28	8	2:31.889	3:06.903	28	8	2:49.567	3:08.169	28	8	2:51.662	3:07.239
29	75	2:20.842	3:12.190	29	38	2:32.104	3:25.534	29	38	2:57.441	3:15.828	29	11	3:00.327	2:52.332
30	33	2:21.889	3:12.348	30	6	2:42.065	3:07.957	30	75	2:58.201	3:06.377	30	38	3:00.205	3:07.908
31	6	2:22.014	3:12.982	31	75	2:42.315	3:09.379	31	6	3:00.716	3:09.142	31	75	3:01.028	3:07.971
32	43	2:24.470	3:07.169	32	43	2:44.800	3:08.236	32	43	3:00.841	3:06.532	32	43	3:06.323	3:10.626
33	28	2:30.121	3:09.045	33	33	2:47.885	3:13.902	33	33	3:07.892	3:10.498	33	6	3:07.724	3:12.152
34	99	2:32.956	2:43.270	34	28	2:53.513	3:11.298	34	11	3:13.139	2:52.854	34	33	3:15.078	3:12.330
35	111	2:57.744	3:18.380	35	11	3:10.776	2:51.510	35	28	3:17.369	3:14.347	35	28	3:25.278	3:13.053
36	51	3:04.524	3:15.632	36	111	3:28.924	3:19.086	36	51	3:56.695	3:14.925	36	51	4:06.017	3:14.466
37	17	3:05.877	3:15.200	37	51	3:32.261	3:15.643	37	17	3:57.457	3:14.982	37	111	4:07.592	3:15.264
38	11	3:07.172	2:52.307	38	17	3:32.966	3:14.995	38	111	3:57.472	3:19.039	38	17	4:09.147	3:16.834
39	27	3:18.520	3:23.167	39	27	3:48.834	3:18.220	39	27	4:18.525	3:20.182	39	27	4:31.805	3:18.424
40	41	3:31.945	3:27.702	40	41	4:12.796	3:28.757	40	41	4:51.363	3:29.058	40	41	5:17.313	3:31.094
41	5	3:48.573	3:27.530	41	5	4:29.849	3:29.182	41	5	5:08.569	3:29.211	41	5	5:32.037	3:28.612
42	23	4:25.108	3:34.049	42	23	5:11.872	3:34.670	42	23	5:58.613	3:37.232	42	23	6:24.666	3:31.197
43	10	5:40.394	3:52.015	43	10	6:41.145	3:48.657	43	10	7:36.932	3:46.278	43	10	8:21.136	3:49.348

Lap 9				Lap 10				Lap 11			
Pos	Num	Gap	LapTime	Pos	Num	Gap	LapTime	Pos	Num	Gap	LapTime
1	122		2:51.935	1	122		2:50.111	1	122		2:49.389
2	25	0:06.925	2:52.731	2	25	0:10.577	2:53.763	2	25	0:12.296	2:51.108
3	3	0:40.451	2:54.651	3	3	0:43.660	2:53.320	3	3	0:47.694	2:53.423
4	66	1:05.876	3:00.817	4	66	1:12.544	2:56.779	4	66	1:20.120	2:56.965
5	22	1:07.802	2:57.572	5	22	1:14.631	2:56.940	5	22	1:21.229	2:55.987
6	2	1:08.237	2:59.211	6	2	1:15.364	2:57.238	6	31	1:23.597	2:57.525
7	31	1:08.805	2:58.359	7	31	1:15.461	2:56.767	7	2	1:25.341	2:59.366
8	50	1:22.775	2:57.593	8	50	1:31.914	2:59.250	8	26	1:40.075	2:56.386
9	26	1:25.142	2:57.136	9	26	1:33.078	2:58.047	9	50	1:42.432	2:59.907
10	1	1:48.399	2:58.965	10	1	1:57.793	2:59.505	10	1	2:08.197	2:59.793
11	118	1:58.586	3:01.321	11	9	2:10.069	2:59.825	11	9	2:53.333	3:32.653
12	9	2:00.355	3:01.197	12	118	2:11.241	3:02.766	12	118	2:54.579	3:32.727
13	42	2:02.845	3:02.721	13	99	2:12.910	2:49.483				
14	16	2:07.366	3:03.924	14	42	2:14.676	3:01.942				
15	99	2:13.538	2:50.683	15	16	2:22.505	3:05.250				
16	124	2:16.216	3:03.623	16	119	2:31.955	3:05.566				
17	71	2:16.407	3:04.704	17	15	2:34.669	3:05.476				
18	119	2:16.500	3:03.537	18	124	2:38.616	3:12.511				
19	15	2:19.304	3:01.059	19	14	2:43.109	3:02.460				
20	14	2:30.760	3:03.916	20	20	2:44.179	3:02.553				
21	20	2:31.737	3:06.154	21	7	3:00.643	3:07.423				
22	7	2:43.331	3:03.196	22	248	3:01.332	3:05.556				
23	248	2:45.887	3:06.178	23	11	3:06.000	2:52.580				
24	21	2:48.165	3:05.564	24	21	3:07.388	3:09.334				
25	29	2:53.335	3:05.753	25	29	3:10.252	3:07.028				
26	19	2:54.267	3:06.652	26	19	3:11.553	3:07.397				
27	11	3:03.531	2:55.139	27	8	3:32.498	3:14.740				
28	8	3:07.869	3:08.142	28	53	3:32.623	3:14.146				
29	53	3:08.588	3:09.858	29	38	3:35.066	3:08.990				
30	38	3:16.187	3:07.917	30	75	3:41.181	3:14.498				
31	75	3:16.794	3:07.701	31	43	3:42.462	3:08.764				
32	43	3:23.809	3:09.421	32	6	3:49.168	3:11.514				
33	6	3:27.765	3:11.976	33	33	3:54.767	3:10.670				
34	33	3:34.208	3:11.065	34	28	4:06.557	3:11.872				
35	28	3:44.796	3:11.453	35	51	4:47.311	3:10.208				
36	51	4:27.214	3:13.132	36	111	4:48.762	3:10.887				
37	111	4:27.986	3:12.329	37	17	4:50.048	3:10.655				
38	17	4:29.504	3:12.292	38	27	5:25.312	3:16.679				
39	27	4:58.744	3:18.874								
40	41	5:50.488	3:25.110								
41	5	6:09.416	3:29.314								
42	23	7:05.012	3:32.281								