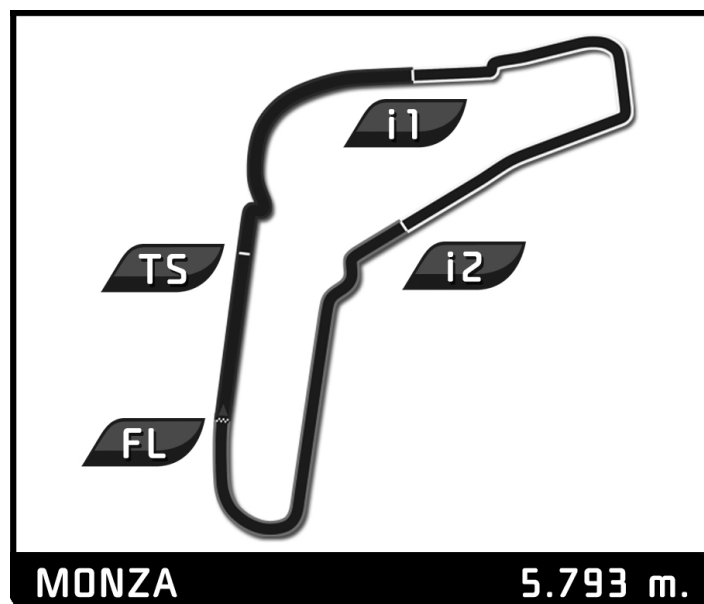
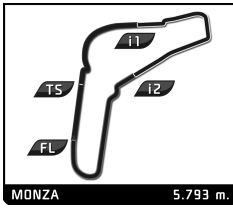


63 Coppa Intereuropa Storica

HGPCA-Historic Gran Prix Cars
Association
Results Booklet





HGPCA-Historic Gran Prix Cars Association

63 Coppa Intereuropa Storica

Free Practice

Classification

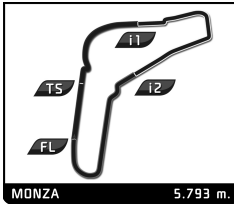
Nr.	Driver	Nat	Team	Car		Time	Lap	Total	Gap	Kph
1	14 Andrew BEAUMONT	GBR		Lotus 24	11	2:09.965	11	12	-	160.5
2	31 Guillermo FIERRO	RSEA		Maserati 250F 2523	6	2:13.233	12	12	+3.268	156.5
3	25 Middlehurst ANDY	GBR		Lotus 25	11	2:17.485	2	3	+7.520	151.7
4	99 John EVANS	GBR		Brabham BT4	12	2:17.762	9	11	+7.797	151.4
5	71 Alan BAILLIE	GBR		Cooper T71/73	10	2:18.050	2	4	+8.085	151.1
6	69 Andrea GUARINO	ITA		Lotus 18 370	7b	2:20.776	9	10	+10.811	148.1
7	51 Matteo TULLIO	ITA		Cooper T51	7b	2:24.442	2	2	+14.477	144.4
8	36 Heinz BACHMANN	CHE		ERA R9B	3	2:25.027	10	10	+15.062	143.8
9	6 Martin EYRE	GBR		Cooper Bristol F2/T23/25	5	2:25.206	10	11	+15.241	143.6
10	9 John ROMANO	USA		Brabham BT11	11	2:26.841	9	10	+16.876	142.0
11	10 Francesco BALDANZA	CHE		Lola Mk 3	10	2:27.598	6	10	+17.633	141.3
12	125 Albert STREMINSKI	DEU		Emeryson F1	7c	2:28.428	8	10	+18.463	140.5
13	32 Guy PLANTE	GBR		Cooper T45	9	2:28.593	9	9	+18.628	140.3
14	22 Hart STEVE	GBR		Maserati 250F CM7	6	4:41.191	2	2	+2:31.226+2:12.598	74.2
15	2 Rod JOLLEY	GBR		Lister Jaguar Monza GP	8					
16	3 Barry CANNELL	GBR		Cooper T51	7b					
17	4 Steve RUSSELL	GBR		Cooper Bristol Mk II	5					
18	5 Tony SMITH	GBR		Ferrari Dino	7a					
19	7 Thierry CHANOINE	FRA		Cooper T51	7b					
20	11 Jon FAIRLEY	GBR		Brabham BT11/19	12					
21	16 Marc VALVEKENS	BEL		Aston Martin DBR4/4	8					
22	17 Marc VALVEKENS	BEL		Gordini 16	6					
23	19 Paul GRANT	BEL		Cooper Bristol Mk II	5					
24	21 Ian NUTHALL	GBR		Alfa F2	5					
25	30 Julian BRONSON	GBR		Scarab Offenhauser	8					
26	33 Chris PHILLIPS	GBR		Cooper Bristol Mk II	5					
27	34 John BUSSEY	GBR		Cooper T43	7c					
28	37 Eddy PERK	NED		Heron F1	10					
29	41 Brian MAILE	GBR		Cooper T41	7c					
30	43 Malcolm COOK	GBR		Cooper T43	9					
31	44 Stephan RETTENMAIER	DEU		Oscia Tip G 4500	2					
32	47 Brian JOLLIFFE	GBR		Cooper T45	9					
33	53 Scotty TAYLOR	NZL		Cooper T53	12					
34	66 Sid HOOLE	GBR		Cooper T66 F1	11					
35	73 Tom DARK	GBR		Bugatti T37C	2					
36	77 Geraint OWEN	GBR		Kurtis 500C	8					
37	122 Peter HORSMAN	GBR		Lotus 18/21	12					
38	248 Klaus LEHR	DEU		Maserati 250F CM5	6					

Fastest Lap Lap 11 Andrew BEAUMONT 2:09.965 160.5 Kph

Published at:

Track Status: **DRY**

Race Director:	Timekeeper:
----------------	-------------



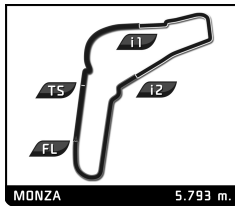
HGPCA-Historic Gran Prix Cars Association

63 Coppa Intereuropa Storica

Free Practice

Best Sector Times

SECTOR 1			SECTOR 2			SECTOR 3				
Pos	Driver	Time	Driver	Time	Driver	Time	Pos	Driver	Ideal Lap	Best Lap
1	14 A.BEAUMONT	40.517	25 M.ANDY	44.444	14 A.BEAUMONT	44.823	1	14 A.BEAUMONT	2:09.965	2:09.965 (1)
2	31 G.FIERRO	40.941	14 A.BEAUMONT	44.625	25 M.ANDY	46.347	2	25 M.ANDY	2:11.931	2:17.485 (3)
3	25 M.ANDY	41.140	31 G.FIERRO	45.660	31 G.FIERRO	46.491	3	31 G.FIERRO	2:13.092	2:13.233 (2)
4	51 M.TULLIO	42.393	99 J.EVANS	47.116	51 M.TULLIO	47.284	4	99 J.EVANS	2:17.762	2:17.762 (4)
5	69 A.GUARINO	42.882	71 A.BAILLIE	47.132	99 J.EVANS	47.597	5	71 A.BAILLIE	2:18.050	2:18.050 (5)
6	71 A.BAILLIE	42.918	69 A.GUARINO	47.667	71 A.BAILLIE	48.000	6	69 A.GUARINO	2:19.712	2:20.776 (6)
7	99 J.EVANS	43.049	10 F.BALDANZA	48.912	69 A.GUARINO	49.163	7	51 M.TULLIO	2:22.112	2:24.442 (7)
8	36 H.BACHMANN	44.222	9 J.ROMANO	49.243	6 M.EYRE	49.575	8	36 H.BACHMANN	2:24.426	2:25.027 (8)
9	9 J.ROMANO	45.464	6 M.EYRE	49.269	36 H.BACHMANN	50.913	9	6 M.EYRE	2:25.017	2:25.206 (9)
10	6 M.EYRE	46.173	36 H.BACHMANN	49.291	10 F.BALDANZA	51.213	10	10 F.BALDANZA	2:26.456	2:27.598 (11)
11	10 F.BALDANZA	46.331	125 A.STREMINSKI	49.874	32 G.PLANTE	51.436	11	9 J.ROMANO	2:26.712	2:26.841 (10)
12	125 A.STREMINSKI	46.828	32 G.PLANTE	50.060	125 A.STREMINSKI	51.726	12	125 A.STREMINSKI	2:28.428	2:28.428 (12)
13	32 G.PLANTE	47.055	51 M.TULLIO	52.435	9 J.ROMANO	52.005	13	32 G.PLANTE	2:28.551	2:28.593 (13)




HGPCA-Historic Gran Prix Cars Association

63 Coppa Intereuropa Storica

Free Practice

Best Top Speeds

Driver	Team		Top 1		Top 2		Top 3		Top 4		Top 5		Avg
			Kph	Lap	Kph	Lap	Kph	Lap	Kph	Lap	Kph	Lap	
14 Andrew BEAUMONT		11	220.1	10	218.3	4	217.4	6	217.0	11	216.1	12	217,8
25 Middlehurst ANDY		11	214.9	3	165.2	2	95.5	1					158,5
31 Guillermo FIERRO		6	204.7	12	198.4	11	194.1	3	190.4	9	188.4	5	195,2
71 Alan BAILLIE		10	198.4	2	197.0	4	192.8	3	105.6	1			173,5
99 John EVANS		12	195.2	10	184.9	7	178.5	9	176.5	2	174.2	6	181,9
32 Guy PLANTE		9	193.1	8	169.6	9	163.5	7	157.8	6	146.9	5	166,2
69 Andrea GUARINO		7b	192.1	9	190.4	8	189.1	10	179.4	7	169.3	5	184,1
10 Francesco BALDANZA		10	185.5	8	168.0	9	162.3	6	162.0	3	161.1	7	167,8
6 Martin EYRE		5	183.0	9	182.1	6	180.9	7	179.7	10	174.2	8	180,0
125 Albert STREMINSKI		7c	182.7	8	176.5	10	167.8	7	165.5	5	164.5	9	171,4
9 John ROMANO		11	180.9	7	173.4	6	172.0	8	168.6	5	167.0	4	172,4
36 Heinz BACHMANN		3	179.4	4	174.5	8	169.9	9	162.8	2	161.5	10	169,6
51 Matteo TULLIO		7b	163.5	2	115.0	1							139,3
122 Peter HORSMAN		12											
19 Paul GRANT		5											
7 Thierry CHANOINE		7b											
17 Marc VALVEKENS		6											
33 Chris PHILLIPS		5											
34 John BUSSEY		7c											
248 Klaus LEHR		6											
11 Jon FAIRLEY		12											
66 Sid HOOLE		11											
5 Tony SMITH		7a											
41 Brian MAILE		7c											
37 Eddy PERK		10											
53 Scotty TAYLOR		12											
47 Brian JOLLIFFE		9											
73 Tom DARK		2											
43 Malcolm COOK		9											
22 Hart STEVE		6											
16 Marc VALVEKENS		8											
30 Julian BRONSON		8											
21 Ian NUTHALL		5											
77 Geraint OWEN		8											
3 Barry CANNELL		7b											
44 Stephan RETTENMAIER		2											
4 Steve RUSSELL		5											
2 Rod JOLLEY		8											



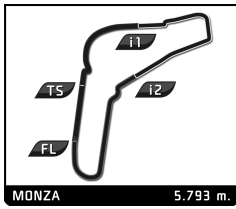
HGPCA-Historic Gran Prix Cars Association

63 Coppa Intereuropa Storica

Free Practice

Fastest Lap Sequence

Practice Time	Driver	Team	Car	Class	Time	Kph	Lap
5:11.697	51 Matteo TULLIO		Cooper T51	7b	2:24.442	144.4	2
5:26.763	25 Middlehurst ANDY		Lotus 25	11	2:17.485	151.7	2
5:27.576	14 Andrew BEAUMONT		Lotus 24	11	2:16.425	152.9	2
12:06.124	14 Andrew BEAUMONT		Lotus 24	11	2:15.196	154.3	4
14:18.542	14 Andrew BEAUMONT		Lotus 24	11	2:12.418	157.5	5
23:14.458	14 Andrew BEAUMONT		Lotus 24	11	2:12.251	157.7	9
25:25.075	14 Andrew BEAUMONT		Lotus 24	11	2:10.617	159.7	10
27:35.040	14 Andrew BEAUMONT		Lotus 24	11	2:09.965	160.5	11



HGPCA-Historic Gran Prix Cars Association

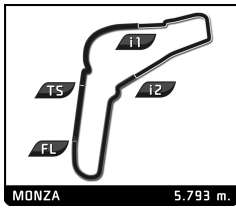
63 Coppa Intereuropa Storica

Free Practice

Analysis

■ Personal Best
 ■ Session Best
 ■ Crossing the finish line in pit lane

Lap	Time	Sector 1	Sector 2	Sector 3	T. Spd	Elapsed	Lap	Time	Sector 1	Sector 2	Sector 3	T. Spd	Elapsed
6 Martin EYRE GBR							Cooper Bristol F2/T23/25						
1	3:16.108	1:13.144	1:00.519	1:02.445	90.0	3:16.108							
2	2:37.782	51.247	53.015	53.520	161.8	5:53.890							
3	5:03.958	3:20.848	50.990	52.120	156.9	10:57.848							
4	2:32.591	48.575	51.372	52.644	157.6	13:30.439							
5	2:31.594	48.198	51.714	51.682	170.1	16:02.033							
6	2:27.370	47.271	49.444	50.655	182.1	18:29.403							
7	2:26.961	47.010	49.649	50.302	180.9	20:56.364							
8	2:27.729	47.731	49.473	50.525	174.2	23:24.093							
9	2:26.551	46.585	49.779	50.187	183.0	25:50.644							
10	2:25.206	46.173	49.458	49.575	179.7	28:15.850							
11	2:25.725	46.762	49.269	49.694	170.9	30:41.575							
9 John ROMANO USA							Brabham BT11						
1	3:53.271	1:48.833	1:02.320	1:02.118	109.0	3:53.271							
2	5:43.857 B	55.925	55.861	3:52.071	126.6	9:37.128							
3	3:57.768	2:11.908	51.768	54.092	131.6	13:34.896							
4	2:32.239	48.760	50.539	52.940	167.0	16:07.135							
5	2:52.983	1:10.060	50.099	52.824	168.6	19:00.118							
6	2:32.533	47.748	51.160	53.625	173.4	21:32.651							
7	2:28.607	46.559	50.043	52.005	180.9	24:01.258							
8	2:29.747	46.876	50.272	52.599	172.0	26:31.005							
9	2:26.841	45.464	49.243	52.134	158.5	28:57.846							
10	2:35.965	46.046	51.277	58.642	161.1	31:33.811							
10 Francesco BALDANZA CHE							Lola Mk 3						
1	4:53.972	2:53.415	1:00.143	1:00.414	107.3	4:53.972							
2	5:25.085	53.172	3:37.541	54.372	141.0	10:19.057							
3	2:43.442	50.054	52.011	1:01.377	162.0	13:02.499							
4	2:33.612	48.379	51.341	53.892	158.3	15:36.111							
5	2:30.852	48.517	50.730	51.605	155.3	18:06.963							
6	2:27.598	47.473	48.912	51.213	162.3	20:34.561							
7	2:28.597	47.541	49.410	51.646	161.1	23:03.158							
8	2:29.043	46.331	50.450	52.262	185.5	25:32.201							
9	2:31.576	47.170	51.286	53.120	168.0	28:03.777							
10	2:40.185	51.060	57.509	51.616	145.3	30:43.962							
14 Andrew BEAUMONT GBR							Lotus 24						
1	3:11.151	1:32.508	49.025	49.618	114.8	3:11.151							
2	2:16.425	44.174	45.749	46.502	186.2	5:27.576							
3	4:23.352	41.547	2:56.353	45.452	202.8	9:50.928							
4	2:15.196	42.725	45.063	47.408	218.3	12:06.124							
5	2:12.418	41.832	44.720	45.866	207.1	14:18.542							
6	2:12.884	41.399	45.347	46.138	217.4	16:31.426							
7	2:17.604	45.864	46.018	45.722	178.5	18:49.030							
8	2:13.177	42.352	45.069	45.756	206.7	21:02.207							
9	2:12.251	41.933	45.117	45.201	198.8	23:14.458							
10	2:10.617	40.533	44.828	45.256	220.1	25:25.075							
11	2:09.965	40.517	44.625	44.823	217.0	27:35.040							
12	2:29.016 B	40.913	46.076	1:02.027	216.1	30:04.056							
22 Hart STEVE GBR							Maserati 250F CM7						
1	11:07.171					11:07.171							
2	4:41.191					15:48.362							
25 Middlehurst ANDY GBR							Lotus 25						
1	3:09.278	1:20.120	55.123	54.035	95.5	3:09.278							
2	2:17.485	44.984	46.154	46.347	165.2	5:26.763							
3	4:20.625	41.140			214.9	9:47.388							
31 Guillermo FIERRO RSEA							Maserati 250F 2523						
1	3:55.046	2:07.609	53.888	53.549	109.0	3:55.046							
2	2:26.032	45.382	48.950	51.700	176.2	6:21.078							
3	4:45.856	3:06.382	49.033	50.441	194.1	11:06.934							
4	2:18.597	43.412	46.985	48.200	168.3	13:25.531							
5	2:17.343	42.760	46.667	47.916	188.4	15:42.874							
6	2:16.814	42.553	46.711	47.550	169.1	17:59.688							
7	2:16.945	42.625	46.950	47.370	177.9	20:16.633							
8	2:17.988	42.989	47.642	47.357	181.2	22:34.621							
9	2:15.181	42.104	45.660	47.417	190.4	24:49.802							
10	2:15.692	42.900	46.301	46.491	167.5	27:05.494							
11	2:17.804	41.823	48.634	47.347	198.4	29:23.298							
12	2:13.233	40.941	45.665	46.627	204.7	31:36.531							
32 Guy PLANTE GBR							Cooper T45						
1	5:15.289	3:01.669	1:07.293	1:06.327	91.5	5:15.289							
2	6:05.271	1:02.823	4:04.912	57.536	120.5	11:20.560							
3	3:04.590 B	55.388	55.559	1:13.643	134.4	14:25.150							
4	4:39.160	2:47.372	55.618	56.170	131.6	19:04.310							
5	2:41.460	52.966	54.661	53.833	146.9	21:45.770							
6	2:36.985	48.398	53.577	55.010	157.8	24:22.755							
7	2:35.090	47.939	53.737	53.414	163.5	26:57.845							
8	2:34.213	47.055	53.941	53.217	193.1	29:32.058							
9	2:28.593	47.097	50.060	51.436	169.6	32:00.651							
36 Heinz BACHMANN CHE							ERA R9B						
1	4:20.372	2:27.263	56.948	56.161	110.3	4:20.372							
2	5:18.973 B	47.166	51.566	3:40.241	162.8	9:39.345							
3	3:51.551	1:59.318	51.301	1:00.932	142.9	13:30.896							
4	2:29.622	46.959	50.820	51.843	179.4	16:00.518							
5	2:31.879	49.623	50.411	51.845	151.4	18:32.397							
6	2:28.694	46.584	49.928	52.182	148.3	21:01.091							
7	2:27.150	45.325	50.014	51.811	156.0	23:28.241							
8	2:26.450	44.580	49.965	51.905	174.5	25:54.691							
9	2:25.110	44.457	49.291	51.362	169.9	28:19.801							
10	2:25.027	44.222	49.892	50.913	161.5	30:44.828							
51 Matteo TULLIO ITA							Cooper T51						
1	2:47.255	1:04.962	52.435	49.858	115.0	2:47.255							



HGPCA-Historic Gran Prix Cars Association

63 Coppa Intereuropa Storica

Free Practice

Analysis

■ Personal Best
 ■ Session Best
 B Crossing the finish line in pit lane

Lap	Time	Sector 1	Sector 2	Sector 3	T. Spd	Elapsed	Lap	Time	Sector 1	Sector 2	Sector 3	T. Spd	Elapsed
-----	------	----------	----------	----------	--------	---------	-----	------	----------	----------	----------	--------	---------

2	2:24.442	43.763	53.395	47.284	163.5	5:11.697
---	--	--------	--------	--	-------	----------

69	Andrea GUARINO	ITA
		Lotus 18 370

1	3:13.558	1:20.553	55.617	57.388	103.1	3:13.558
2	2:27.897	45.835	50.937	51.125	157.8	5:41.455
3	4:59.905 B	43.955	3:14.186	1:01.764	166.7	10:41.360
4	3:29.149	1:47.430	50.742	50.977	137.8	14:10.509
5	2:42.964 B	45.362	51.176	1:06.426	169.3	16:53.473
6	4:41.750	3:03.038	49.319	49.393	137.6	21:35.223
7	2:22.866	44.193	48.307	50.366	179.4	23:58.089
8	2:21.868	42.882	47.667	51.319	190.4	26:19.957
9	2:20.776	43.014	48.599	49.163	192.1	28:40.733
10	3:07.148 B	43.814	1:05.335	1:17.999	189.1	31:47.881

71	Alan BAILLIE	GBR
		Cooper T71/73


1	3:18.413	1:37.898	51.091	49.424	105.6	3:18.413
2	2:18.050	42.918	47.132	48.000	198.4	5:36.463
3	4:38.099	43.496	3:06.110	48.493	192.8	10:14.562
4	3:21.764 B	43.330	51.409	1:47.025	197.0	13:36.326

99	John EVANS	GBR
		Brabham BT4

1	3:10.720	1:24.741	52.615	53.364	85.6	3:10.720
2	2:26.424	48.170	48.731	49.523	176.5	5:37.144
3	4:54.407	44.933	3:17.815	51.659	169.9	10:31.551
4	2:26.894	45.445	48.032	53.417	164.5	12:58.445
5	2:25.049	43.091	49.780	52.178	167.0	15:23.494
6	2:24.677	45.348	49.461	49.868	174.2	17:48.171
7	2:25.790	44.021	50.434	51.335	184.9	20:13.961
8	2:24.301	45.356	49.819	49.126	174.2	22:38.262
9	2:17.762	43.049	47.116	47.597	178.5	24:56.024
10	2:22.620	44.969	48.013	49.638	195.2	27:18.644
11	2:48.852 B	44.129	48.688	1:16.035	163.2	30:07.496

125	Albert STREMSKI	DEU
		Emeryson F1

1	3:50.769	1:39.310	1:04.366	1:07.093	92.0	3:50.769
2	5:52.048	59.329	59.469	3:53.250	133.9	9:42.817
3	2:48.707	52.571	55.522	1:00.614	155.3	12:31.524
4	2:43.500	51.532	53.402	58.566	151.8	15:15.024
5	2:38.749	49.507	54.060	55.182	165.5	17:53.773
6	2:35.423	48.971	51.790	54.662	163.5	20:29.196
7	2:35.433	50.258	52.620	52.555	167.8	23:04.629
8	2:28.428	46.828	49.874	51.726	182.7	25:33.057
9	2:31.422	46.894	51.447	53.081	164.5	28:04.479
10	2:31.483	48.094	50.668	52.721	176.5	30:35.962



HGPCA-Historic Gran Prix Cars Association

63 Coppa Intereuropa Storica

Qualifying

Final Classification

Nr.	Driver	Nat	Team	Car		Time	Lap	Total	Gap	Kph
1	122 Peter HORSMAN	GBR		Lotus 18/21	12	2:06.879	11	12	-	164.4
2	11 Jon FAIRLEY	GBR		Brabham BT11/19	12	2:08.582	11	12	+1.703	162.2
3	14 Andrew BEAUMONT	GBR		Lotus 24	11	2:10.128	6	10	+3.249	160.3
4	66 Sid HOOLE	GBR		Cooper T66 F1	11	2:11.388	4	7	+4.509	158.7
5	51 Matteo TULLIO	ITA		Cooper T51	7b	2:12.276	9	10	+5.397	157.7
6	30 Julian BRONSON	GBR		Scarab Offenhauser	8	2:13.594	5	11	+6.715	156.1
7	5 Tony SMITH	GBR		Ferrari Dino	7a	2:13.951	5	14	+7.072	155.7
8	71 Alan BAILLIE	GBR		Cooper T71/73	10	2:15.282	11	13	+8.403	154.2
9	31 Guillermo FIERRO	RSEA		Maserati 250F 2523	6	2:15.434	8	12	+8.555	154.0
10	22 Hart STEVE	GBR		Maserati 250F CM7	6	2:16.355	2	11	+9.476	152.9
11	37 Eddy PERK	NED		Heron F1	10	2:16.510	11	12	+9.631	152.8
12	77 Geraint OWEN	GBR		Kurtis 500C	8	2:16.535	10	11	+9.656	152.7
13	2 Rod JOLLEY	GBR		Lister Jaguar Monza GP	8	2:18.861	9	13	+11.982	150.2
14	3 Barry CANNELL	GBR		Cooper T51	7b	2:21.596	4	5	+14.717	147.3
15	9 John ROMANO	USA		Brabham BT11	11	2:21.971	12	12	+15.092	146.9
16	43 Malcolm COOK	GBR		Cooper T43	9	2:22.366	10	11	+15.487	146.5
17	53 Scotty TAYLOR	NZL		Cooper T53	12	2:22.791	9	12	+15.912	146.1
18	73 Tom DARK	GBR		Bugatti T37C	2	2:23.214	6	8	+16.335	145.6
19	36 Heinz BACHMANN	CHE		ERA R9B	3	2:24.201	4	5	+17.322	144.6
20	10 Francesco BALDANZA	CHE		Lola Mk 3	10	2:24.727	8	11	+17.848	144.1
21	47 Brian JOLLIFFE	GBR		Cooper T45	9	2:25.234	4	8	+18.355	143.6
22	21 Ian NUTHALL	GBR		Alta F2	5	2:25.274	6	8	+18.395	143.6
23	4 Steve RUSSELL	GBR		Cooper Bristol Mk II	5	2:25.858	12	12	+18.979	143.0
24	17 Marc VALVEKENS	BEL		Gordini 16	6	2:26.376	11	12	+19.497	142.5
25	125 Albert STREMINSKI	DEU		Emeryson F1	7c	2:26.951	4	11	+20.072	141.9
26	19 Paul GRANT	BEL		Cooper Bristol Mk II	5	2:28.209	4	12	+21.330	140.7
27	6 Martin EYRE	GBR		Cooper Bristol F2/T23/25	5	2:28.609	4	12	+21.730	140.3
28	34 John BUSSEY	GBR		Cooper T43	7c	2:28.755	12	12	+21.876	140.2
29	33 Chris PHILLIPS	GBR		Cooper Bristol Mk II	5	2:29.045	8	12	+22.166	139.9
30	248 Klaus LEHR	DEU		Maserati 250F CM5	6	2:29.211	4	5	+22.332	139.8
31	32 Guy PLANTE	GBR		Cooper T45	9	2:30.053	12	12	+23.174	139.0
32	7 Thierry CHANOINE	FRA		Cooper T51	7b	2:34.067	9	11	+27.188	135.4
33	41 Brian MAILE	GBR		Cooper T41	7c	2:41.200	11	11	+34.321	129.4
34	44 Stephan RETTENMAIER	DEU		Osca Tip G 4500	2	2:43.955	9	10	+37.076	127.2

Not classified:

16	Marc VALVEKENS	BEL		Aston Martin DBR4/4	8					
25	Middlehurst ANDY	GBR		Lotus 25	11					
69	Andrea GUARINO	ITA		Lotus 18 370	7b					
99	John EVANS	GBR		Brabham BT4	12					

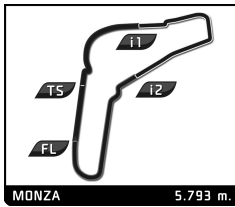
Fastest Lap	Lap 11	Peter HORSMAN	2:06.879	164.4 Kph
-------------	--------	---------------	----------	-----------

CAR NN. 2 CHECK POSITION OF TRANSPONDER

Published at:

Track Status: **DRY**

Stewards:	Timekeeper:
-----------	-------------



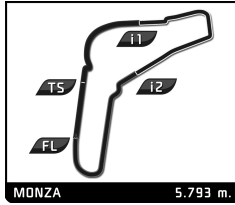
HGPCA-Historic Gran Prix Cars Association

63 Coppa Intereuropa Storica

Qualifying

Best Sector Times

SECTOR 1			SECTOR 2		SECTOR 3		Pos	Driver	Ideal Lap	Best Lap	
Pos	Driver	Time	Driver	Time	Driver	Time					
1	122 P.HORSMAN	39.393	122 P.HORSMAN	42.943	11 J.FAIRLEY	44.231	1	122 P.HORSMAN	2:06.580	2:06.879	(1)
2	11 J.FAIRLEY	39.606	11 J.FAIRLEY	44.163	122 P.HORSMAN	44.244	2	11 J.FAIRLEY	2:08.000	2:08.582	(2)
3	66 S.HOOLE	40.528	14 A.BEAUMONT	44.243	14 A.BEAUMONT	44.259	3	14 A.BEAUMONT	2:09.436	2:10.128	(3)
4	51 M.TULLIO	40.667	30 J.BRONSON	44.933	51 M.TULLIO	45.564	4	51 M.TULLIO	2:11.331	2:12.276	(5)
5	14 A.BEAUMONT	40.934	51 M.TULLIO	45.100	66 S.HOOLE	45.578	5	66 S.HOOLE	2:11.345	2:11.388	(4)
6	31 G.FIERRO	41.491	66 S.HOOLE	45.239	30 J.BRONSON	45.985	6	30 J.BRONSON	2:12.642	2:13.594	(6)
7	5 T.SMITH	41.701	5 T.SMITH	45.320	71 A.BAILLIE	46.304	7	5 T.SMITH	2:13.472	2:13.951	(7)
8	30 J.BRONSON	41.724	71 A.BAILLIE	45.545	5 T.SMITH	46.451	8	71 A.BAILLIE	2:13.991	2:15.282	(8)
9	22 H.STEVE	41.801	37 E.PERK	45.653	37 E.PERK	46.605	9	37 E.PERK	2:14.571	2:16.510	(11)
10	71 A.BAILLIE	42.142	22 H.STEVE	46.308	77 G.OWEN	47.300	10	31 G.FIERRO	2:15.178	2:15.434	(9)
11	37 E.PERK	42.313	31 G.FIERRO	46.320	22 H.STEVE	47.319	11	22 H.STEVE	2:15.428	2:16.355	(10)
12	77 G.OWEN	42.358	77 G.OWEN	46.784	31 G.FIERRO	47.367	12	77 G.OWEN	2:16.442	2:16.535	(12)
13	2 R.JOLLEY	43.069	2 R.JOLLEY	47.014	2 R.JOLLEY	47.490	13	2 R.JOLLEY	2:17.573	2:18.861	(13)
14	3 B.CANNELL	43.581	3 B.CANNELL	47.101	3 B.CANNELL	48.864	14	3 B.CANNELL	2:19.546	2:21.596	(14)
15	53 S.TAYLOR	43.962	9 J.ROMANO	47.578	73 T.DARK	49.166	15	53 S.TAYLOR	2:21.886	2:22.791	(17)
16	36 H.BACHMANN	43.986	53 S.TAYLOR	47.747	43 M.COOK	49.510	16	43 M.COOK	2:21.905	2:22.366	(16)
17	73 T.DARK	44.229	43 M.COOK	47.845	21 I.NUTHALL	49.638	17	9 J.ROMANO	2:21.971	2:21.971	(15)
18	43 M.COOK	44.550	47 B.JOLLIFFE	48.757	9 J.ROMANO	49.724	18	73 T.DARK	2:23.214	2:23.214	(18)
19	9 J.ROMANO	44.669	10 F.BALDANZA	48.770	10 F.BALDANZA	49.935	19	47 B.JOLLIFFE	2:23.465	2:25.234	(21)
20	47 B.JOLLIFFE	44.679	21 I.NUTHALL	48.774	17 M.VALVEKENS	50.023	20	36 H.BACHMANN	2:23.907	2:24.201	(19)
21	10 F.BALDANZA	45.260	36 H.BACHMANN	49.054	47 B.JOLLIFFE	50.029	21	10 F.BALDANZA	2:23.965	2:24.727	(20)
22	125 A.STREMINSKI	45.356	4 S.RUSSELL	49.143	53 S.TAYLOR	50.177	22	21 I.NUTHALL	2:24.164	2:25.274	(22)
23	21 I.NUTHALL	45.752	248 K.LEHR	49.521	4 S.RUSSELL	50.741	23	4 S.RUSSELL	2:25.858	2:25.858	(23)
24	4 S.RUSSELL	45.974	6 M.EYRE	49.707	36 H.BACHMANN	50.867	24	17 M.VALVEKENS	2:26.347	2:26.376	(24)
25	19 P.GRANT	46.110	73 T.DARK	49.819	125 A.STREMINSKI	50.935	25	125 A.STREMINSKI	2:26.464	2:26.951	(25)
26	17 M.VALVEKENS	46.443	17 M.VALVEKENS	49.881	6 M.EYRE	51.069	26	6 M.EYRE	2:27.263	2:28.609	(27)
27	6 M.EYRE	46.487	125 A.STREMINSKI	50.173	34 J.BUSSEY	51.120	27	19 P.GRANT	2:27.635	2:28.209	(26)
28	32 G.PLANTE	46.508	19 P.GRANT	50.253	33 C.PHILLIPS	51.234	28	34 J.BUSSEY	2:28.179	2:28.755	(28)
29	7 T.CHANOINE	46.667	33 C.PHILLIPS	50.255	19 P.GRANT	51.272	29	33 C.PHILLIPS	2:28.455	2:29.045	(29)
30	34 J.BUSSEY	46.709	34 J.BUSSEY	50.350	32 G.PLANTE	51.804	30	248 K.LEHR	2:29.193	2:29.211	(30)
31	248 K.LEHR	46.815	32 G.PLANTE	51.741	248 K.LEHR	52.857	31	32 G.PLANTE	2:30.053	2:30.053	(31)
32	33 C.PHILLIPS	46.966	7 T.CHANOINE	52.925	7 T.CHANOINE	53.448	32	7 T.CHANOINE	2:33.040	2:34.067	(32)
33	41 B.MAILE	50.776	41 B.MAILE	54.110	41 B.MAILE	55.987	33	41 B.MAILE	2:40.873	2:41.200	(33)
34	44 S.RETTENMAIER	51.200	44 S.RETTENMAIER	55.392	44 S.RETTENMAIER	56.994	34	44 S.RETTENMAIER	2:43.586	2:43.955	(34)




HGPCA-Historic Gran Prix Cars Association

63 Coppa Intereuropa Storica
Qualifying

Best Top Speeds

Driver	Team		Top 1		Top 2		Top 3		Top 4		Top 5		Avg
			Kph	Lap	Kph	Lap	Kph	Lap	Kph	Lap	Kph	Lap	
71 Alan BAILLIE		10	226.5	10	209.5	4	203.2	3	197.7	6	197.7	13	206,9
14 Andrew BEAUMONT		11	219.2	10	218.8	9	217.9	5	215.3	3	213.6	2	217,0
11 Jon FAIRLEY		12	217.0	11	214.4	12	205.9	6	203.2	10	201.7	3	208,4
122 Peter HORSMAN		12	213.2	4	205.1	7	204.7	6	198.4	3	197.7	11	203,8
51 Matteo TULLIO		7b	212.3	9	202.1	8	183.6	7	180.0	10	177.9	2	191,2
37 Eddy PERK		10	210.7	12	207.9	8	197.7	4	196.2	7	194.1	6	201,3
66 Sid HOOLE		11	206.7	4	199.9	5	184.3	3	182.1	6	172.0	7	189,0
5 Tony SMITH		7a	206.3	10	199.1	2	193.8	9	193.5	13	193.1	6	197,2
31 Guillermo FIERRO		6	203.2	11	201.0	4	199.9	10	195.9	8	193.8	9	198,8
21 Ian NUTHALL		5	200.2	4	193.8	8	187.8	3	181.8	7	175.9	6	187,9
47 Brian JOLLIFFE		9	195.9	8	186.8	7	178.2	2	177.9	4	170.1	3	181,8
125 Albert STREMINSKI		7c	192.4	4	190.1	10	186.5	11	181.2	2	177.6	6	185,6
6 Martin EYRE		5	192.4	4	183.3	5	179.4	7	172.6	2	171.8	11	179,9
77 Geraint OWEN		8	189.1	7	184.9	8	173.4	10	173.4	9	172.3	6	178,6
9 John ROMANO		11	187.8	10	185.2	12	180.6	9	174.8	7	174.5	3	180,6
19 Paul GRANT		5	187.8	4	175.9	5	175.6	12	174.2	7	169.9	6	176,7
30 Julian BRONSON		8	185.2	8	175.6	4	174.5	2	165.5	5	162.8	10	172,7
2 Rod JOLLEY		8	185.2	4	179.1	13	174.2	12	172.0	11	169.1	8	175,9
32 Guy PLANTE		9	183.0	10	180.3	4	168.0	12	164.5	8	161.5	9	171,5
22 Hart STEVE		6	180.9	3	174.8	11	174.2	9	173.4	6	172.6	2	175,2
43 Malcolm COOK		9	179.4	9	172.6	10	164.0	5	162.0	4	154.4	3	166,5
34 John BUSSEY		7c	178.2	10	171.5	4	164.2	8	161.8	12	161.5	11	167,4
33 Chris PHILLIPS		5	176.8	9	170.7	11	167.5	10	158.5	5	158.3	7	166,4
53 Scotty TAYLOR		12	176.8	4	170.1	10	166.7	7	164.2	9	164.0	12	168,4
4 Steve RUSSELL		5	176.2	12	175.1	11	169.6	8	168.8	7	164.7	9	170,9
10 Francesco BALDANZA		10	175.9	7	171.5	11	169.9	6	169.1	5	168.6	9	171,0
36 Heinz BACHMANN		3	175.4	4	174.0	3	156.0	2	150.4	5	118.3	1	154,8
3 Barry CANNELL		7b	174.5	5	170.4	3	159.6	4	123.1	2	106.6	1	146,8
73 Tom DARK		2	173.7	6	171.5	7	156.0	5	150.0	4	148.1	3	159,9
41 Brian MAILE		7c	173.4	8	170.4	3	165.7	11	165.7	2	165.7	9	168,2
7 Thierry CHANOINE		7b	172.8	5	163.5	4	161.1	10	157.8	3	157.6	7	162,6
248 Klaus LEHR		6	172.6	3	161.8	4	153.1	5	127.3	2	118.9	1	146,7
17 Marc VALVEKENS		6	156.2	9	150.2	11	148.9	10	146.1	4	145.9	5	149,5
44 Stephan RETTENMAIER		2	149.1	8	142.9	9	134.9	10	129.9	3	125.5	4	136,5
99 John EVANS		12											
69 Andrea GUARINO		7b											
16 Marc VALVEKENS		8											
25 Middlehurst ANDY		11											



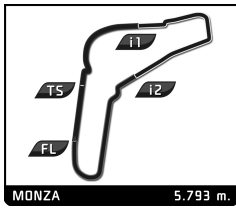
HGPCA-Historic Gran Prix Cars Association

63 Coppa Intereuropa Storica

Qualifying

Fastest Lap Sequence

Practice Time	Driver	Team	Car	Class	Time	Kph	Lap
4:38.094	14 Andrew BEAUMONT		Lotus 24	11	2:12.462	157.4	2
6:49.896	14 Andrew BEAUMONT		Lotus 24	11	2:11.802	158.2	3
8:14.810	122 Peter HORSMAN		Lotus 18/21	12	2:10.618	159.7	3
10:23.420	122 Peter HORSMAN		Lotus 18/21	12	2:08.610	162.2	4
16:50.802	122 Peter HORSMAN		Lotus 18/21	12	2:08.362	162.5	7
25:50.942	122 Peter HORSMAN		Lotus 18/21	12	2:06.879	164.4	11



HGPCA-Historic Gran Prix Cars Association

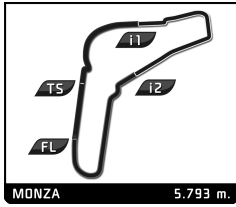
63 Coppa Intereuropa Storica

Qualifying

Analysis

■ Personal Best
 ■ Session Best
 ■ Crossing the finish line in pit lane

Lap	Time	Sector 1	Sector 2	Sector 3	Kph	Elapsed	Lap	Time	Sector 1	Sector 2	Sector 3	Kph	Elapsed
2 Rod JOLLEY GBR Lister Jaguar Monza GP							6 Martin EYRE GBR Cooper Bristol F2/T23/25						
1	3:42.879	1:52.701	55.308	54.870	93.6	3:42.879	1	2:49.242	1:01.846	53.427	53.969	123.2	2:49.242
2	2:28.955	49.306	49.686	49.963	140.0	6:11.834	2	2:34.434	48.326	51.720	54.388	135.0	5:23.676
3	2:24.421	45.157	48.383	50.881	144.4	8:36.255	3	2:29.565	47.858	50.638	51.069	139.4	7:53.241
4	2:20.526	44.885	47.660	47.981	148.4	10:56.781	4	2:28.609	46.487	50.483	51.639	140.3	10:21.850
5	2:21.298	43.286	49.888	48.124	147.6	13:18.079	5	2:33.212	47.728	51.644	53.840	136.1	12:55.062
6	2:20.096	43.650	48.455	47.991	148.9	15:38.175	6	2:35.140	50.035	52.179	52.926	134.4	15:30.202
7	2:19.726	43.899	48.337	47.490	149.3	17:57.901	7	2:34.276	48.871	52.154	53.251	135.2	18:04.478
8	2:22.214	43.069	50.965	48.180	146.6	20:20.115	8	2:30.331	48.287	50.470	51.574	138.7	20:34.809
9	2:18.861	43.693	47.014	48.154	150.2	22:38.976	9	2:32.012	48.320	50.834	52.858	137.2	23:06.821
10	2:21.578	44.599	48.837	48.142	147.3	25:00.554	10	2:32.981	50.094	50.984	51.903	136.3	25:39.802
11	2:19.693	43.244	48.743	47.706	149.3	27:20.247	11	2:33.818	48.286	50.756	54.776	135.6	28:13.620
12	2:21.279	43.338	49.829	48.112	147.6	29:41.526	12	2:29.527	48.223	49.707	51.597	139.5	30:43.147
13	2:20.002	43.534	48.644	47.824	149.0	32:01.528							
3 Barry CANNELL GBR Cooper T51							7 Thierry CHANOINE FRA Cooper T51						
1	3:51.434 B	1:44.646	56.127	1:10.661	90.1	3:51.434	1	4:54.904	2:52.701	1:01.562	1:00.641	70.7	4:54.904
2	12:25.255	...	47.786	49.291	28.0	16:16.689	2	2:43.827	52.079	54.893	56.855	127.3	7:38.731
3	2:21.978	44.510	47.627	49.841	146.9	18:38.667	3	2:38.749	48.747	54.138	55.864	131.4	10:17.480
4	2:21.596	45.631	47.101	48.864	147.3	21:00.263	4	2:38.783	48.797	54.921	55.065	131.3	12:56.263
5	2:42.892 B	43.581	48.443	1:10.868	128.0	23:43.155	5	2:36.425	48.539	53.605	54.281	133.3	15:32.688
4 Steve RUSSELL GBR Cooper Bristol Mk II							9 John ROMANO USA Brabham BT11						
1	2:56.492	1:04.917	56.396	55.179	118.2	2:56.492	1	3:31.919	1:42.091	54.749	55.079	98.4	3:31.919
2	2:36.529	49.466	52.089	54.974	133.2	5:33.021	2	2:35.024	48.858	52.514	53.652	134.5	6:06.943
3	2:34.130	48.401	52.264	53.465	135.3	8:07.151	3	2:30.830	46.769	51.217	52.844	138.3	8:37.773
4	2:31.526	47.701	51.238	52.587	137.6	10:38.677	4	2:30.203	47.488	50.807	51.908	138.8	11:07.976
5	2:31.696	47.689	51.228	52.779	137.5	13:10.373	5	2:26.981	46.253	49.743	50.985	141.9	13:34.957
6	2:34.253	50.070	51.695	52.488	135.2	15:44.626	6	2:28.005	47.272	49.577	51.156	140.9	16:02.962
7	2:29.462	47.205	50.282	51.975	139.5	18:14.088	7	2:26.194	46.479	48.846	50.869	142.7	18:29.156
8	2:29.264	47.034	49.678	52.552	139.7	20:43.352	8	2:24.817	45.690	48.206	50.921	144.0	20:53.973
9	2:27.673	46.739	49.496	51.438	141.2	23:11.025	9	2:24.734	45.299	48.307	51.128	144.1	23:18.707
10	2:34.381	47.513	50.464	56.404	135.1	25:45.406	10	2:23.307	45.205	48.183	49.919	145.5	25:42.014
11	2:27.401	46.437	49.664	51.300	141.5	28:12.807	11	2:23.377	44.987	48.441	49.949	145.5	28:05.391
12	2:25.858	45.974	49.143	50.741	143.0	30:38.665	12	2:21.971	44.669	47.578	49.724	146.9	30:27.362
5 Tony SMITH GBR Ferrari Dino							10 Francesco BALDANZA CHE Lola Mk 3						
1	2:45.389	1:03.502	51.001	50.886	126.1	2:45.389	1	4:46.198	2:59.318	53.468	53.412	72.9	4:46.198
2	2:19.758	42.014	47.015	50.729	149.2	5:05.147	2	2:28.395	47.131	49.730	51.534	140.5	7:14.593
3	2:18.065	42.734	47.186	48.145	151.1	7:23.212	3	2:31.152	48.490	50.809	51.853	138.0	9:45.745
4	2:16.166	42.179	46.381	47.606	153.2	9:39.378	4	2:32.097	48.354	51.232	52.511	137.1	12:17.842
5	2:13.951	41.701	45.461	46.789	155.7	11:53.329	5	2:28.322	47.237	50.114	50.971	140.6	14:46.164
6	2:14.958	41.848	45.442	47.668	154.5	14:08.287	6	2:27.065	45.260	50.099	51.706	141.8	17:13.229
7	2:16.651	42.703	46.665	47.283	152.6	16:24.938	7	2:27.337	46.173	50.984	50.180	141.5	19:40.566
8	2:17.283	42.301	47.352	47.630	151.9	18:42.221	8	2:24.727	45.550	48.770	50.407	144.1	22:05.293
9	2:14.546	41.911	45.639	46.996	155.0	20:56.767	9	2:26.187	46.337	49.318	50.532	142.7	24:31.480
10	2:15.116	42.027	45.867	47.222	154.3	23:11.883							
11	2:16.642	43.327	45.772	47.543	152.6	25:28.525							
12	2:15.876	43.407	45.835	46.634	153.5	27:44.401							
13	2:14.966	42.561	45.954	46.451	154.5	29:59.367							
14	2:14.149	41.993	45.320	46.836	155.5	32:13.516							



HGPCA-Historic Gran Prix Cars Association

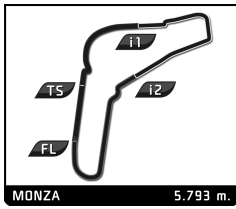
63 Coppa Intereuropa Storica

Qualifying

Analysis

■ Personal Best
 ■ Session Best
 ■ Crossing the finish line in pit lane

Lap	Time	Sector 1	Sector 2	Sector 3	Kph	Elapsed	Lap	Time	Sector 1	Sector 2	Sector 3	Kph	Elapsed
10	2:27.141	47.936	49.270	49.935	141.7	26:58.621	9	2:29.399	46.490	50.522	52.387	139.6	22:49.286
11	2:50.285 B	52.907	50.869	1:06.509	122.5	29:48.906	10	2:41.306	47.236	55.557	58.513	129.3	25:30.592
11 Jon FAIRLEY GBR							11 2:28.678 46.630 50.256 51.792 140.3 27:59.270						
Brabham BT11/19							12 2:28.300 46.379 50.253 51.668 140.6 30:27.570						
1	2:47.670	1:08.353	50.029	49.288	124.4	2:47.670	21 Ian NUTHALL GBR						
2	2:15.803	42.338	46.365	47.100	153.6	5:03.473	Alta F2						
3	2:13.296	42.026	45.390	45.880	156.5	7:16.769	1	3:59.180	2:05.561	57.530	56.089	87.2	3:59.180
4	2:13.915	42.854	45.676	45.385	155.7	9:30.684	2	2:34.502	48.220	52.640	53.642	135.0	6:33.682
5	2:11.229	40.253	45.050	45.926	158.9	11:41.913	3	2:25.695	46.079	49.141	50.475	143.1	8:59.377
6	2:14.660	39.606	46.901	48.153	154.9	13:56.573	4	2:26.065	46.030	49.224	50.811	142.8	11:25.442
7	2:34.918 B	41.209	45.920	1:07.789	134.6	16:31.491	5	2:29.350	46.767	51.683	50.900	139.6	13:54.792
8	5:53.806	4:22.361	47.214	44.231	58.9	22:25.297	6	2:25.274	46.252	48.774	50.248	143.6	16:20.066
9	2:10.233	40.207	45.646	44.380	160.1	24:35.530	7	2:26.224	45.892	50.694	49.638	142.6	18:46.290
10	2:11.937	41.973	44.262	45.702	158.1	26:47.467	8	2:37.412 B	45.752	51.157	1:00.503	132.5	21:23.702
11	2:08.582	39.938	44.163	44.481	162.2	28:56.049	22 Hart STEVE GBR						
12	2:10.103	39.929	45.606	44.568	160.3	31:06.152	Maserati 250F CM7						
14 Andrew BEAUMONT GBR							1	5:31.833	3:53.583	49.724	48.526	62.8	5:31.833
Lotus 24							2	2:16.355	42.103	46.308	47.944	152.9	7:48.188
1	2:25.632	54.006	46.133	45.493	143.2	2:25.632	3	2:19.192	41.801	49.939	47.452	149.8	10:07.380
2	2:12.462	40.934	46.314	45.214	157.4	4:38.094	4	2:17.587	42.745	47.523	47.319	151.6	12:24.967
3	2:11.802	42.489	44.613	44.700	158.2	6:49.896	5	2:20.162	43.738	48.950	47.474	148.8	14:45.129
4	2:12.738	41.104	46.936	44.698	157.1	9:02.634	6	2:17.129	42.236	46.857	48.036	152.1	17:02.258
5	2:11.883	41.035	45.405	45.443	158.1	11:14.517	7	2:17.008	42.644	46.978	47.386	152.2	19:19.266
6	2:10.128	41.172	44.697	44.259	160.3	13:24.645	8	2:18.247	42.928	47.537	47.782	150.9	21:37.513
7	2:30.831 B	48.733	44.243	57.855	138.3	15:55.476	9	2:35.016 B	44.178	50.926	59.912	134.5	24:12.529
8	4:21.200	2:49.283	46.725	45.192	79.8	20:16.676	10	4:12.755	2:35.271	49.125	48.359	82.5	28:25.284
9	2:13.235	40.982	45.396	46.857	156.5	22:29.911	11	2:17.813	42.064	48.099	47.650	151.3	30:43.097
10	2:21.908 B	41.152	44.889	55.867	147.0	24:51.819	30 Julian BRONSON GBR						
17 Marc VALVEKENS BEL							Scarab Offenhauser						
Gordini 16							1	4:01.257	2:17.844	52.733	50.680	86.4	4:01.257
1	3:35.164	1:36.681	1:01.400	57.083	96.9	3:35.164	2	2:17.638	43.632	46.689	47.317	151.5	6:18.895
2	2:37.688	51.293	53.411	52.984	132.3	6:12.852	3	2:18.334	44.915	46.152	47.267	150.8	8:37.229
3	2:32.228	48.041	51.772	52.415	137.0	8:45.080	4	2:15.605	43.453	45.764	46.388	153.8	10:52.834
4	2:39.508	46.911	59.746	52.851	130.7	11:24.588	5	2:13.594	42.351	44.933	46.310	156.1	13:06.428
5	2:36.165	48.465	54.784	52.916	133.5	14:00.753	6	2:42.335 B	44.912	50.298	1:07.125	128.5	15:48.763
6	2:31.355	46.751	53.252	51.352	137.8	16:32.108	7	4:32.330	2:59.844	45.924	46.562	76.6	20:21.093
7	2:35.848	47.584	56.110	52.154	133.8	19:07.956	8	2:14.882	41.724	45.994	47.164	154.6	22:35.975
8	2:32.179	48.737	51.086	52.356	137.0	21:40.135	9	2:15.391	44.200	45.206	45.985	154.0	24:51.366
9	2:27.578	46.443	50.933	50.202	141.3	24:07.713	10	2:14.770	42.805	45.182	46.783	154.7	27:06.136
10	2:28.726	46.801	51.027	50.898	140.2	26:36.439	11	3:02.629 B	55.346	57.495	1:09.788	114.2	30:08.765
11	2:26.376	46.472	49.881	50.023	142.5	29:02.815	31 Guillermo FIERRO RSEA						
12	2:30.342	47.521	52.462	50.359	138.7	31:33.157	Maserati 250F 2523						
19 Paul GRANT BEL							1	5:30.078	3:53.516	48.082	48.480	63.2	5:30.078
Cooper Bristol Mk II							2	2:18.161	42.477	47.174	48.510	150.9	7:48.239
1	2:47.575	58.537	55.092	53.946	124.5	2:47.575	3	2:19.047	42.783	48.506	47.758	150.0	10:07.286
2	2:33.856	48.610	52.303	52.943	135.5	5:21.431	4	2:26.031	42.208	56.236	47.587	142.8	12:33.317
3	2:30.941	48.337	50.778	51.826	138.2	7:52.372	5	2:23.411	41.719	53.639	48.053	145.4	14:56.728
4	2:28.209	46.274	50.353	51.582	140.7	10:20.581	6	2:23.224	45.837	48.352	49.035	145.6	17:19.952
5	2:29.163	46.110	51.781	51.272	139.8	12:49.744	7	2:16.767	41.565	47.449	47.753	152.5	19:36.719
6	2:30.369	47.630	50.717	52.022	138.7	15:20.113	8	2:15.434	41.747	46.320	47.367	154.0	21:52.153
7	2:30.204	47.417	50.602	52.185	138.8	17:50.317	9	2:17.754	41.491	48.789	47.474	151.4	24:09.907
8	2:29.570	47.243	50.521	51.806	139.4	20:19.887	10	2:20.525	45.606	47.122	47.797	148.4	26:30.432



HGPCA-Historic Gran Prix Cars Association

63 Coppa Intereuropa Storica

Qualifying

Analysis

■ Personal Best
 ■ Session Best
 ■ Crossing the finish line in pit lane

Lap	Time	Sector 1	Sector 2	Sector 3	Kph	Elapsed	Lap	Time	Sector 1	Sector 2	Sector 3	Kph	Elapsed
11	2:20.172	45.823	46.605	47.744	148.8	28:50.604							
12	2:17.469	41.925	47.763	47.781	151.7	31:08.073							

32 Guy PLANTE							GBR						
Cooper T45													
1	3:30.770	1:30.627	57.832	1:02.311	98.9	3:30.770							
2	2:42.186	52.852	54.644	54.690	128.6	6:12.956							
3	2:37.084	50.329	53.660	53.095	132.8	8:50.040							
4	2:32.191	47.411	52.599	52.181	137.0	11:22.231							
5	2:35.744	48.145	55.163	52.436	133.9	13:57.975							
6	2:36.410	48.299	55.225	52.886	133.3	16:34.385							
7	2:32.420	47.757	51.902	52.761	136.8	19:06.805							
8	2:36.807	50.316	54.002	52.489	133.0	21:43.612							
9	2:39.293	54.526	51.959	52.808	130.9	24:22.905							
10	2:39.111	54.521	51.932	52.658	131.1	27:02.016							
11	2:34.039	48.583	52.848	52.608	135.4	29:36.055							
12	2:30.053	46.508	51.741	51.804	139.0	32:06.108							

33 Chris PHILLIPS							GBR						
Cooper Bristol Mk II													
1	3:28.676	1:27.465	58.614	1:02.597	99.9	3:28.676							
2	2:39.592	50.149	53.875	55.568	130.7	6:08.268							
3	2:34.653	48.101	52.024	54.528	134.8	8:42.921							
4	2:32.409	48.483	51.332	52.594	136.8	11:15.330							
5	2:30.033	46.989	50.365	52.679	139.0	13:45.363							
6	2:32.202	47.633	51.551	53.018	137.0	16:17.565							
7	2:30.601	47.049	51.922	51.630	138.5	18:48.166							
8	2:29.045	47.556	50.255	51.234	139.9	21:17.211							
9	2:29.682	46.966	50.944	51.772	139.3	23:46.893							
10	2:29.242	47.327	50.530	51.385	139.7	26:16.135							
11	2:29.521	47.353	50.792	51.376	139.5	28:45.656							
12	2:47.440 B	48.847	52.555	1:06.038	124.6	31:33.096							

34 John BUSSEY							GBR						
Cooper T43													
1	4:09.882	2:17.673	56.706	55.503	83.5	4:09.882							
2	2:41.038	52.101	54.430	54.507	129.5	6:50.920							
3	2:34.296	49.771	51.532	52.993	135.2	9:25.216							
4	2:32.478	48.068	51.033	53.377	136.8	11:57.694							
5	2:35.736	48.583	53.122	54.031	133.9	14:33.430							
6	2:31.367	49.286	50.721	51.360	137.8	17:04.797							
7	2:33.293	49.462	51.772	52.059	136.0	19:38.090							
8	2:29.438	47.202	50.499	51.737	139.6	22:07.528							
9	2:29.405	47.550	50.608	51.247	139.6	24:36.933							
10	2:28.983	46.709	50.970	51.304	140.0	27:05.916							
11	2:31.332	47.765	51.655	51.912	137.8	29:37.248							
12	2:28.755	47.285	50.350	51.120	140.2	32:06.003							


36 Heinz BACHMANN							CHE						
ERA R9B													
1	4:00.378	2:06.882	57.793	55.703	86.8	4:00.378							
2	2:31.326	46.985	50.870	53.471	137.8	6:31.704							
3	2:24.218	44.104	49.247	50.867	144.6	8:55.922							
4	2:24.201	43.986	49.054	51.161	144.6	11:20.123							
5	2:26.445	45.259	49.427	51.759	142.4	13:46.568							

37 Eddy PERK							NED						
Heron F1													
1	3:58.448	2:06.215	57.702	54.531	87.5	3:58.448							
2	2:23.527	46.169	49.016	48.342	145.3	6:21.975							
3	2:21.033	43.946	48.038	49.049	147.9	8:43.008							
4	2:23.203	43.561	47.750	51.892	145.6	11:06.211							
5	2:17.765	43.383	47.304	47.078	151.4	13:23.976							
6	2:18.148	43.980	46.356	47.812	151.0	15:42.124							
7	2:16.615	42.707	46.842	47.066	152.7	17:58.739							
8	2:18.293	42.481	48.590	47.222	150.8	20:17.032							
9	2:35.248	43.068	56.669	55.511	134.3	22:52.280							
10	2:34.632	49.815	53.988	50.829	134.9	25:26.912							
11	2:16.510	44.252	45.653	46.605	152.8	27:43.422							
12	2:33.951	42.313	55.117	56.521	135.5	30:17.373							

41 Brian MAILE							GBR						
Cooper T41													
1	4:35.906	2:31.339	1:02.205	1:02.362	75.6	4:35.906							
2	2:53.727	54.865	59.958	58.904	120.0	7:29.633							
3	2:51.005	52.467	58.584	59.954	122.0	10:20.638							
4	2:47.937	52.938	56.718	58.281	124.2	13:08.575							
5	2:44.755	52.126	55.682	56.947	126.6	15:53.330							
6	2:53.018	58.265	56.943	57.810	120.5	18:46.348							
7	2:44.973	51.986	56.185	56.802	126.4	21:31.321							
8	2:43.652	52.674	54.991	55.987	127.4	24:14.973							
9	2:42.555	50.776	55.084	56.695	128.3	26:57.528							
10	2:47.368	53.339	56.118	57.911	124.6	29:44.896							
11	2:41.200	50.994	54.110	56.096	129.4	32:26.096							

43 Malcolm COOK							GBR						
Cooper T43													
1	4:31.557	2:37.046	58.282	56.229	76.8	4:31.557							
2	2:39.414	50.721	53.933	54.760	130.8	7:10.971							
3	2:34.354	48.624	52.210	53.520	135.1	9:45.325							
4	2:34.626	48.793	52.702	53.131	134.9	12:19.951							
5	2:34.101	47.649	52.350	54.102	135.3	14:54.052							
6	2:38.034	53.892	50.657	53.485	132.0	17:32.086							
7	2:25.354	46.497	49.347	49.510	143.5	19:57.440							
8	2:24.715	47.223	47.845	49.647	144.1	22:22.155							
9	2:23.547	45.135	48.465	49.947	145.3	24:45.702							
10	2:22.366	44.550	48.203	49.613	146.5	27:08.068							
11	3:08.768 B	52.199	56.290	1:20.279	110.5	30:16.836							

44 Stephan RETTENMAIER							DEU						
Osca Tip G 4500													
1	5:15.334	3:03.744	1:06.255	1:05.335	66.1	5:15.334							
2	3:02.171	59.129	1:01.254	1:01.788	114.5	8:17.505							
3	2:56.719	55.918	59.626	1:01.175	118.0	11:14.224							
4	2:55.071	54.896	59.161	1:01.014	119.1	14:09.295							
5	2:52.931	55.657	57.589	59.685	120.6	17:02.226							
6	2:50.222	54.344	57.022	58.856	122.5	19:52.448							
7	2:51.125	55.544	57.827	57.754	121.9	22:43.573							
8	2:46.834	51.200	56.855	58.779	125.0	25:30.407							
9	2:43.955	51.569	55.392	56.994	127.2	28:14.362							
10	2:58.353 B	51.853	56.769	1:09.731	116.9	31:12.715							



HGPCA-Historic Gran Prix Cars Association

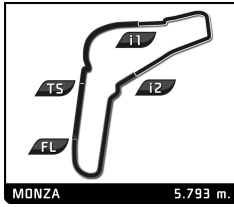
63 Coppa Intereuropa Storica

Qualifying

Analysis

■ Personal Best
 ■ Session Best
 ■ Crossing the finish line in pit lane

Lap	Time	Sector 1	Sector 2	Sector 3	Kph	Elapsed	Lap	Time	Sector 1	Sector 2	Sector 3	Kph	Elapsed
47 Brian JOLLIFFE GBR Cooper T45							5	2:16.639	42.394	46.800	47.445	152.6	13:16.234
1	4:07.507	2:22.412	53.057	52.038	84.3	4:07.507	6	2:18.615	44.003	46.620	47.992	150.5	15:34.849
2	2:26.467	45.614	48.757	52.096	142.4	6:33.974	7	2:18.026	43.826	47.195	47.005	151.1	17:52.875
3	2:26.595	46.391	49.683	50.521	142.3	9:00.569	8	2:16.199	42.667	46.317	47.215	153.1	20:09.074
4	2:25.234	45.542	49.663	50.029	143.6	11:25.803	9	2:18.739	43.617	48.818	46.304	150.3	22:27.813
5	2:35.082	47.998	54.312	52.772	134.5	14:00.885	10	2:20.429	48.200	45.545	46.684	148.5	24:48.242
6	2:28.045	46.543	50.933	50.569	140.9	16:28.930	11	2:15.282	42.243	46.113	46.926	154.2	27:03.524
7	2:26.554	45.970	49.885	50.699	142.3	18:55.484	12	2:17.285	43.787	46.283	47.215	151.9	29:20.809
8	2:40.097 B	44.679	50.474	1:04.944	130.3	21:35.581	13	2:16.621	42.142	47.175	47.304	152.6	31:37.430
51 Matteo TULLIO ITA Cooper T51							73 Tom DARK GBR Bugatti T37C						
1	4:37.272	3:00.553	49.340	47.379	75.2	4:37.272	1	14:42.861	...	58.407	59.087	23.6	14:42.861
2	2:15.248	43.919	45.765	45.564	154.2	6:52.520	2	2:44.030	52.471	52.780	58.779	127.1	17:26.891
3	2:13.706	41.496	45.957	46.253	156.0	9:06.226	3	2:35.237	49.111	52.867	53.259	134.3	20:02.128
4	2:54.173	49.700	59.948	1:04.525	119.7	12:00.399	4	2:31.014	47.450	51.903	51.661	138.1	22:33.142
5	2:50.409	1:07.453	56.066	46.890	122.4	14:50.808	5	2:31.145	49.237	51.747	50.161	138.0	25:04.287
6	2:34.150	41.964	45.602	1:06.584	135.3	17:24.958	6	2:23.214	44.229	49.819	49.166	145.6	27:27.501
7	2:14.298	41.949	45.985	46.364	155.3	19:39.256	7	2:27.686	44.805	52.124	50.757	141.2	29:55.187
8	2:12.377	40.667	45.326	46.384	157.5	21:51.633	8	2:55.320 B	52.038	57.764	1:05.518	119.0	32:50.507
9	2:12.276	41.126	45.100	46.050	157.7	24:03.909	77 Geraint OWEN GBR Kurtis 500C						
10	2:56.557 B	46.430	56.890	1:13.237	118.1	27:00.466	1	4:20.364	2:35.812	52.377	52.175	80.1	4:20.364
53 Scotty TAYLOR NZL Cooper T53							2	2:25.725	45.135	50.434	50.156	143.1	6:46.089
1	3:34.845	1:18.190	1:05.559	1:11.096	97.1	3:34.845	3	2:21.789	43.776	49.186	48.827	147.1	9:07.878
2	3:04.066	1:01.449	1:00.185	1:02.432	113.3	6:38.911	4	2:20.588	43.333	48.683	48.572	148.3	11:28.466
3	2:37.869	50.433	52.974	54.462	132.1	9:16.780	5	2:24.379	45.136	49.777	49.466	144.4	13:52.845
4	2:42.292	54.350	50.568	57.374	128.5	11:59.072	6	2:19.731	42.926	47.812	48.993	149.2	16:12.576
5	2:33.166	48.929	50.952	53.285	136.2	14:32.238	7	2:16.990	42.358	47.119	47.513	152.2	18:29.566
6	2:30.572	47.035	50.403	53.134	138.5	17:02.810	8	2:21.048	43.058	48.528	49.462	147.9	20:50.614
7	2:26.983	44.408	49.195	53.380	141.9	19:29.793	9	2:18.629	42.891	47.774	47.964	150.4	23:09.243
8	2:27.512	46.619	50.642	50.251	141.4	21:57.305	10	2:16.535	42.451	46.784	47.300	152.7	25:25.778
9	2:22.791	44.867	47.747	50.177	146.1	24:20.096	11	2:44.235 B	47.164	51.539	1:05.532	127.0	28:10.013
10	2:23.887	45.514	47.772	50.601	144.9	26:43.983	122 Peter HORSMAN GBR Lotus 18/21						
11	2:23.634	45.550	47.826	50.258	145.2	29:07.617	1	3:47.742	2:06.524	51.181	50.037	91.6	3:47.742
12	2:23.162	43.962	48.954	50.246	145.7	31:30.779	2	2:16.450	43.179	46.777	46.494	152.8	6:04.192
66 Sid HOOLE GBR Cooper T66 F1							3	2:10.618	40.411	44.402	45.805	159.7	8:14.810
1	3:36.298	1:48.398	53.662	54.238	96.4	3:36.298	4	2:08.610	39.609	44.384	44.617	162.2	10:23.420
2	2:26.579	46.937	49.936	49.706	142.3	6:02.877	5	2:08.979	40.456	43.401	45.122	161.7	12:32.399
3	2:12.811	41.678	45.313	45.820	157.0	8:15.688	6	2:10.041	39.393	45.726	44.922	160.4	14:42.440
4	2:11.388	40.528	45.239	45.621	158.7	10:27.076	7	2:08.362	39.925	43.138	45.299	162.5	16:50.802
5	2:15.303	41.810	47.653	45.840	154.1	12:42.379	8	2:25.849	40.302	53.287	52.260	143.0	19:16.651
6	2:12.709	41.832	45.299	45.578	157.1	14:55.088	9	2:18.888	41.908	48.716	48.264	150.2	21:35.539
7	2:49.945 B	44.435	57.507	1:08.003	122.7	17:45.033	10	2:08.524	40.521	43.759	44.244	162.3	23:44.063
71 Alan BAILLIE GBR Cooper T71/73							11	2:06.879	39.681	42.943	44.255	164.4	25:50.942
1	4:07.533	2:31.296	48.722	47.515	84.3	4:07.533	12	2:34.646 B	40.957	48.895	1:04.794	134.9	28:25.588
2	2:18.442	43.383	46.635	48.424	150.6	6:25.975	125 Albert STREMSKI DEU Emeryson F1						
3	2:16.374	43.415	45.964	46.995	152.9	8:42.349	1	4:52.798	2:51.342	1:02.265	59.191	71.2	4:52.798
4	2:17.246	42.437	47.166	47.643	152.0	10:59.595	2	2:33.069	47.552	51.514	54.003	136.2	7:25.867
73 Tom DARK GBR Bugatti T37C							3	2:28.491	46.594	50.173	51.724	140.4	9:54.358
1	14:42.861	...	58.407	59.087	23.6	14:42.861	4	2:26.951	45.356	50.660	50.935	141.9	12:21.309
2	2:44.030	52.471	52.780	58.779	127.1	17:26.891	77 Geraint OWEN GBR Kurtis 500C						
3	2:35.237	49.111	52.867	53.259	134.3	20:02.128	1	4:20.364	2:35.812	52.377	52.175	80.1	4:20.364
4	2:31.014	47.450	51.903	51.661	138.1	22:33.142	2	2:25.725	45.135	50.434	50.156	143.1	6:46.089
5	2:31.145	49.237	51.747	50.161	138.0	25:04.287	3	2:21.789	43.776	49.186	48.827	147.1	9:07.878
6	2:23.214	44.229	49.819	49.166	145.6	27:27.501	4	2:20.588	43.333	48.683	48.572	148.3	11:28.466
7	2:27.686	44.805	52.124	50.757	141.2	29:55.187	5	2:24.379	45.136	49.777	49.466	144.4	13:52.845
8	2:55.320 B	52.038	57.764	1:05.518	119.0	32:50.507	6	2:19.731	42.926	47.812	48.993	149.2	16:12.576
77 Geraint OWEN GBR Kurtis 500C							7	2:16.990	42.358	47.119	47.513	152.2	18:29.566
1	4:20.364	2:35.812	52.377	52.175	80.1	4:20.364	8	2:21.048	43.058	48.528	49.462	147.9	20:50.614
2	2:25.725	45.135	50.434	50.156	143.1	6:46.089	9	2:18.629	42.891	47.774	47.964	150.4	23:09.243
3	2:21.789	43.776	49.186	48.827	147.1	9:07.878	10	2:16.535	42.451	46.784	47.300	152.7	25:25.778
4	2:20.588	43.333	48.683	48.572	148.3	11:28.466	11	2:44.235 B	47.164	51.539	1:05.532	127.0	28:10.013
5	2:24.379	45.136	49.777	49.466	144.4	13:52.845	122 Peter HORSMAN GBR Lotus 18/21						
6	2:19.731	42.926	47.812	48.993	149.2	16:12.576	1	3:47.742	2:06.524	51.181	50.037	91.6	3:47.742
7	2:16.990	42.358	47.119	47.513	152.2	18:29.566	2	2:16.450	43.179	46.777	46.494	152.8	6:04.192
8	2:21.048	43.058	48.528	49.462	147.9	20:50.614	3	2:10.618	40.411	44.402	45.805	159.7	8:14.810
9	2:18.629	42.891	47.774	47.964	150.4	23:09.243	4	2:08.610	39.609	44.384	44.617	162.2	10:23.420
10	2:16.535	42.451	46.784	47.300	152.7	25:25.778	5	2:08.979	40.456	43.401	45.122	161.7	12:32.399
11	2:44.235 B	47.164	51.539	1:05.532	127.0	28:10.013	6	2:10.041	39.393	45.726	44.922	160.4	14:42.440
77 Geraint OWEN GBR Kurtis 500C							7	2:08.362	39.925	43.138	45.299	162.5	16:50.802
1	4:20.364	2:35.812	52.377	52.175	80.1	4:20.364	8	2:25.849	40.302	53.287	52.260	143.0	19:16.651
2	2:25.725	45.135	50.434	50.156	143.1	6:46.089	9	2:18.888	41.908	48.716	48.264	150.2	21:35.539
3	2:21.789	43.776	49.186	48.827	147.1	9:07.878	10	2:08.524	40.521	43.759	44.244	162.3	23:44.063
4	2:20.588	43.333	48.683	48.572	148.3	11:28.466	11	2:06.879	39.681	42.943	44.255	164.4	25:50.942
5	2:24.379	45.136	49.777	49.466	144.4	13:52.845	12	2:34.646 B	40.957	48.895	1:04.794	134.9	28:25.588
6	2:19.731	42.926	47.812	48.993	149.2	16:12.576	125 Albert STREMSKI DEU Emeryson F1						
7	2:16.990	42.358	47.119	47.513	152.2	18:29.566	1	4:52.798	2:51.342	1:02.265	59.191	71.2	4:52.798
8	2:21.048	43.058	48.528	49.462	147.9	20:50.614	2	2:33.069	47.552	51.5			



HGPCA-Historic Gran Prix Cars Association

63 Coppa Intereuropa Storica


Qualifying

Analysis

■ Personal Best
 ■ Session Best
 B Crossing the finish line in pit lane

Lap	Time	Sector 1	Sector 2	Sector 3	Kph	Elapsed	Lap	Time	Sector 1	Sector 2	Sector 3	Kph	Elapsed
5	2:32.010	46.760	52.426	52.824	137.2	14:53.319							
6	2:33.557	46.723	52.388	54.446	135.8	17:26.876							
7	2:35.664	50.302	52.420	52.942	134.0	20:02.540							
8	2:33.623	47.835	54.498	51.290	135.8	22:36.163							
9	2:32.106	47.357	52.559	52.190	137.1	25:08.269							
10	2:29.624	46.540	50.944	52.140	139.4	27:37.893							
11	2:30.496	46.969	51.998	51.529	138.6	30:08.389							

248	Klaus LEHR						DEU
							Maserati 250F CM5
1	3:29.590	1:22.561	1:02.283	1:04.746	99.5	3:29.590	
2	2:39.024	50.703	53.782	54.539	131.1	6:08.614	
3	2:34.618	48.547	53.072	52.999	134.9	8:43.232	
4	2:29.211	46.833	49.521	52.857	139.8	11:12.443	
5	2:42.619 B	46.815	52.340	1:03.464	128.2	13:55.062	



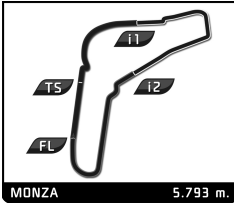
HGPCA-Historic Gran Prix Cars Association

63 Coppa Intereuropa Storica

Race 1 (25')

Starting Grid

2:43.955 Stephan RETTENMAIER	44	- 17 -	41	2:41.200 Brian MAILE
2:34.067 Thierry CHANOINE	7	- 16 -	32	2:30.053 Guy PLANTE
2:29.211 Klaus LEHR	248	- 15 -	33	2:29.045 Chris PHILLIPS
2:28.755 John BUSSEY	34	- 14 -	6	2:28.609 Martin EYRE
2:28.209 Paul GRANT	19	- 13 -	125	2:26.951 Albert STREMSKI
2:26.376 Marc VALVEKENS	17	- 12 -	4	2:25.858 Steve RUSSELL
2:25.274 Ian NUTHALL	21	- 11 -	47	2:25.234 Brian JOLLIFFE
2:24.727 Francesco BALDANZA	10	- 10 -	36	2:24.201 Heinz BACHMANN
2:23.214 Tom DARK	73	- 9 -	53	2:22.791 Scotty TAYLOR
2:22.366 Malcolm COOK	43	- 8 -	9	2:21.971 John ROMANO
2:21.596 Barry CANNELL	3	- 7 -	2	2:18.861 Rod JOLLEY
2:16.535 Geraint OWEN	77	- 6 -	37	2:16.510 Eddy PERK
2:16.355 Hart STEVE	22	- 5 -	31	2:15.434 Guillermo FIERRO
2:15.282 Alan BAILLIE	71	- 4 -	5	2:13.951 Tony SMITH
2:13.594 Julian BRONSON	30	- 3 -	51	2:12.276 Matteo TULLIO
2:11.388 Sid HOOLE	66			





HGPCA-Historic Gran Prix Cars Association


63 Coppa Intereuropa Storica

Race 1 (25')

Starting Grid

2:08.582 Jon FAIRLEY	11	- 2 -	14	2:10.128 Andrew BEAUMONT
				
		- 1 -	122	2:06.879 Peter HORSMAN
 Pole				

Stewards:	Timekeeper:
-----------	-------------



HGPCA-Historic Gran Prix Cars Association

63 Coppa Intereuropa Storica

Race 1 (25')

Final Classification


Drivers	Nat	Team	Vehicle	Class	Laps	Total Time	Gap	Kph	Best Lap	
									Lap	Time Kph
1 11 Jon FAIRLEY	GBR		Brabham BT11/19	12	12	25:42.368	-	162.3	9	2:06.659 164.7
2 14 Andrew BEAUMONT	GBR		Lotus 24	11	12	26:43.102	+1:00.734	156.1	2	2:10.496 159.8
3 30 Julian BRONSON	GBR		Scarab Offenhauser	8	12	26:59.313	+1:16.945	154.5	8	2:12.335 157.6
4 5 Tony SMITH	GBR		Ferrari Dino	7a	12	27:09.925	+1:27.557	153.5	12	2:14.138 155.5
5 71 Alan BAILLIE	GBR		Cooper T71/73	10	12	27:25.611	+1:43.243	152.1	10	2:14.196 155.4
6 31 Guillermo FIERRO	RSEA		Maserati 250F 2523	6	12	27:28.060	+1:45.692	151.8	10	2:14.594 154.9
7 22 Hart STEVE	GBR		Maserati 250F CM7	6	12	27:28.399	+1:46.031	151.8	12	2:14.210 155.4
8 2 Rod JOLLEY	GBR		Lister Jaguar Monza GP	8	11	26:08.070	1 Lap	146.3	5	2:17.149 152.1
9 37 Eddy PERK	NED		Heron F1	10	11	26:16.277	1 Lap	145.5	6	2:21.283 147.6
10 47 Brian JOLLIFFE	GBR		Cooper T45	9	11	26:26.302	1 Lap	144.6	3	2:21.077 147.8
11 53 Scotty TAYLOR	NZL		Cooper T53	12	11	26:28.937	1 Lap	144.4	11	2:20.473 148.5
12 36 Heinz BACHMANN	CHE		ERA R9B	3	11	27:04.832	1 Lap	141.2	11	2:23.413 145.4
13 19 Paul GRANT	BEL		Cooper Bristol Mk II	5	11	27:07.573	1 Lap	140.9	7	2:25.105 143.7
14 21 Ian NUTHALL	GBR		Alta F2	5	11	27:17.490	1 Lap	140.1	7	2:25.456 143.4
15 4 Steve RUSSELL	GBR		Cooper Bristol Mk II	5	11	27:20.246	1 Lap	139.9	7	2:25.682 143.2
16 33 Chris PHILLIPS	GBR		Cooper Bristol Mk II	5	11	27:30.408	1 Lap	139.0	6	2:26.430 142.4
17 125 Albert STREMINSKI	DEU		Emeryson F1	7c	11	27:30.614	1 Lap	139.0	7	2:26.179 142.7
18 10 Francesco BALDANZA	CHE		Lola Mk 3	10	11	27:40.865	1 Lap	138.1	11	2:26.442 142.4
19 34 John BUSSEY	GBR		Cooper T43	7c	11	28:00.906	1 Lap	136.5	3	2:30.135 138.9
20 9 John ROMANO	USA		Brabham BT11	11	11	28:09.800	1 Lap	135.8	3	2:21.756 147.1
21 7 Thierry CHANOINE	FRA		Cooper T51	7b	10	26:20.083	2 Laps	132.0	7	2:31.607 137.6
22 17 Marc VALVEKENS	BEL		Gordini 16	6	10	26:32.054	2 Laps	131.0	3	2:31.446 137.7
23 41 Brian MAILE	GBR		Cooper T41	7c	10	27:04.835	2 Laps	128.4	6	2:37.820 132.1
24 248 Klaus LEHR	DEU		Maserati 250F CM5	6	9	22:48.654	3 Laps	137.1	5	2:25.701 143.1
25 51 Matteo TULLIO	ITA		Cooper T51	7b	8	17:55.349	4 Laps	155.1	2	2:10.692 159.6
26 44 Stephan RETTENMAIER	DEU		Osca Tip G 4500	2	7	20:37.025	5 Laps	118.0	3	2:38.556 131.5
27 122 Peter HORSMAN	GBR		Lotus 18/21	12	4	8:43.045	8 Laps	159.5	3	2:08.152 162.7
28 66 Sid HOOLE	GBR		Cooper T66 F1	11	4	9:04.393	8 Laps	153.2	2	2:09.825 160.6
29 6 Martin EYRE	GBR		Cooper Bristol F2/T23/25	5	3	8:27.196	9 Laps	123.4	2	2:34.840 134.7
30 32 Guy PLANTE	GBR		Cooper T45	9	2	5:24.983	10 Laps	128.3	2	2:32.933 136.4
31 43 Malcolm COOK	GBR		Cooper T43	9	1	3:03.855	11 Laps	113.4		
32 3 Barry CANNELL	GBR		Cooper T51	7b						
33 73 Tom DARK	GBR		Bugatti T37C	2						
34 77 Geraint OWEN	GBR		Kurtis 500C	8						

Pole Position	P. HORSMAN	2:06.879	164.4 Kph
Fastest Lap	Lap 9 Jon FAIRLEY	2:06.659	164.7 Kph

Published at:

Track Status: **DRY**

Stewards:	Timekeeper:
-----------	-------------



HGPCA-Historic Gran Prix Cars Association

63 Coppa Intereuropa Storica

Race 1


Final Classification by Group

Nr.	Driver	Nat	Team	Car	Laps	Total Time	Gap	Kph	Best Lap		
									Lap	Time	Kph
F											
1	30 Julian BRONSON	GBR		Scarab Offenhauser	12	26:59.313		154.5	8	2:12.335	157.6
2	5 Tony SMITH	GBR		Ferrari Dino	12	27:09.925	+10.612	153.5	12	2:14.138	155.5
3	31 Guillermo FIERRO	RSEA		Maserati 250F 2523	12	27:28.060	+28.747	151.8	10	2:14.594	154.9
4	22 Hart STEVE	GBR		Maserati 250F CM7	12	27:28.399	+29.086	151.8	12	2:14.210	155.4
5	2 Rod JOLLEY	GBR		Lister Jaguar Monza GP	11	26:08.070	1 Laps	146.3	5	2:17.149	152.1
6	36 Heinz BACHMANN	CHE		ERA R9B	11	27:04.832		141.2	11	2:23.413	145.4
7	19 Paul GRANT	BEL		Cooper Bristol Mk II	11	27:07.573	1 Laps	140.9	7	2:25.105	143.7
8	21 Ian NUTHALL	GBR		Alfa F2	11	27:17.490	1 Laps	140.1	7	2:25.456	143.4
9	4 Steve RUSSELL	GBR		Cooper Bristol Mk II	11	27:20.246	1 Laps	139.9	7	2:25.682	143.2
10	33 Chris PHILLIPS	GBR		Cooper Bristol Mk II	11	27:30.408	1 Laps	139.0	6	2:26.430	142.4
11	17 Marc VALVEKENS	BEL		Gordini 16	10	26:32.054	2 Laps	131.0	3	2:31.446	137.7
12	248 Klaus LEHR	DEU		Maserati 250F CM5	9	22:48.654	3 Laps	137.1	5	2:25.701	143.1
13	44 Stephan RETTENMAIER	DEU		Osca Tip G 4500	7	20:37.025	5 Laps	118.0	3	2:38.556	131.5
14	6 Martin EYRE	GBR		Cooper Bristol F2/T23/25	3	8:27.196	9 Laps	123.4	2	2:34.840	134.7
15	73 Tom DARK	GBR		Bugatti T37C							
16	77 Geraint OWEN	GBR		Kurtis 500C							
R											
1	11 Jon FAIRLEY	GBR		Brabham BT11/19	12	25:42.368		162.3	9	2:06.659	164.7
2	14 Andrew BEAUMONT	GBR		Lotus 24	12	26:43.102	+1'00.734	156.1	2	2:10.496	159.8
3	71 Alan BAILLIE	GBR		Cooper T71/73	12	27:25.611	+1'43.243	152.1	10	2:14.196	155.4
4	37 Eddy PERK	NED		Heron F1	11	26:16.277	1 Laps	145.5	6	2:21.283	147.6
5	47 Brian JOLLIFFE	GBR		Cooper T45	11	26:26.302	1 Laps	144.6	3	2:21.077	147.8
6	53 Scotty TAYLOR	NZL		Cooper T53	11	26:28.937	1 Laps	144.4	11	2:20.473	148.5
7	125 Albert STREMINSKI	DEU		Emeryson F1	11	27:30.614	1 Laps	139.0	7	2:26.179	142.7
8	10 Francesco BALDANZA	CHE		Lola Mk 3	11	27:40.865	1 Laps	138.1	11	2:26.442	142.4
9	34 John BUSSEY	GBR		Cooper T43	11	28:00.906	1 Laps	136.5	3	2:30.135	138.9
10	9 John ROMANO	USA		Brabham BT11	11	28:09.800	1 Laps	135.8	3	2:21.756	147.1
11	7 Thierry CHANOINE	FRA		Cooper T51	10	26:20.083	2 Laps	132.0	7	2:31.607	137.6
12	41 Brian MAILE	GBR		Cooper T41	10	27:04.835	2 Laps	128.4	6	2:37.820	132.1
13	51 Matteo TULLIO	ITA		Cooper T51	8	17:55.349	4 Laps	155.1	2	2:10.692	159.6
14	122 Peter HORSMAN	GBR		Lotus 18/21	4	8:43.045	8 Laps	159.5	3	2:08.152	162.7
15	66 Sid HOOLE	GBR		Cooper T66 F1	4	9:04.393	8 Laps	153.2	2	2:09.825	160.6
16	32 Guy PLANTE	GBR		Cooper T45	2	5:24.983	10 Laps	128.3	2	2:32.933	136.4
17	43 Malcolm COOK	GBR		Cooper T43	1	3:03.855	11 Laps	113.4			
18	3 Barry CANNELL	GBR		Cooper T51							

Published at:

Track Status: **DRY**

Stewards:	Timekeeper:
-----------	-------------



HGPCA-Historic Gran Prix Cars Association

63 Coppa Intereuropa Storica

Race 1

Final Classification by Class

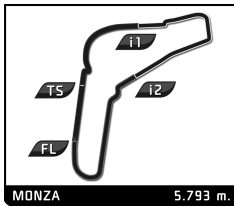
Nr. Driver	Nat	Team	Car	Laps	Total Time	Gap	Kph	Best Lap			
								Lap	Time	Kph	
10											
1	71	Alan BAILLIE	GBR	Cooper T71/73	12	27:25.611		152.1	10	2:14.196	155.4
2	37	Eddy PERK	NED	Heron F1	11	26:16.277	1 Laps	145.5	6	2:21.283	147.6
3	10	Francesco BALDANZA	CHE	Lola Mk 3	11	27:40.865	1 Laps	138.1	11	2:26.442	142.4
11											
1	14	Andrew BEAUMONT	GBR	Lotus 24	12	26:43.102		156.1	2	2:10.496	159.8
2	9	John ROMANO	USA	Brabham BT11	11	28:09.800	1 Laps	135.8	3	2:21.756	147.1
3	66	Sid HOOLE	GBR	Cooper T66 F1	4	9:04.393	8 Laps	153.2	2	2:09.825	160.6
12											
1	11	Jon FAIRLEY	GBR	Brabham BT11/19	12	25:42.368		162.3	9	2:06.659	164.7
2	53	Scotty TAYLOR	NZL	Cooper T53	11	26:28.937	1 Laps	144.4	11	2:20.473	148.5
3	122	Peter HORSMAN	GBR	Lotus 18/21	4	8:43.045	8 Laps	159.5	3	2:08.152	162.7
2											
1	44	Stephan RETTENMAIER	DEU	Osca Tip G 4500	7	20:37.025		118.0	3	2:38.556	131.5
2	73	Tom DARK	GBR	Bugatti T37C							
3											
1	36	Heinz BACHMANN	CHE	ERA R9B	11	27:04.832		141.2	11	2:23.413	145.4
5											
1	19	Paul GRANT	BEL	Cooper Bristol Mk II	11	27:07.573		140.9	7	2:25.105	143.7
2	21	Ian NUTHALL	GBR	Alta F2	11	27:17.490	+9.917	140.1	7	2:25.456	143.4
3	4	Steve RUSSELL	GBR	Cooper Bristol Mk II	11	27:20.246	+12.673	139.9	7	2:25.682	143.2
4	33	Chris PHILLIPS	GBR	Cooper Bristol Mk II	11	27:30.408	+22.835	139.0	6	2:26.430	142.4
5	6	Martin EYRE	GBR	Cooper Bristol F2/T23/25	3	8:27.196	8 Laps	123.4	2	2:34.840	134.7
6											
1	31	Guillermo FIERRO	RSEA	Maserati 250F 2523	12	27:28.060		151.8	10	2:14.594	154.9
2	22	Hart STEVE	GBR	Maserati 250F CM7	12	27:28.399	+0.339	151.8	12	2:14.210	155.4
3	17	Marc VALVEKENS	BEL	Gordini 16	10	26:32.054	2 Laps	131.0	3	2:31.446	137.7
4	248	Klaus LEHR	DEU	Maserati 250F CM5	9	22:48.654	3 Laps	137.1	5	2:25.701	143.1
7a											
1	5	Tony SMITH	GBR	Ferrari Dino	12	27:09.925		153.5	12	2:14.138	155.5
7b											
1	7	Thierry CHANOINE	FRA	Cooper T51	10	26:20.083		132.0	7	2:31.607	137.6
2	51	Matteo TULLIO	ITA	Cooper T51	8	17:55.349	2 Laps	155.1	2	2:10.692	159.6
3	3	Barry CANNELL	GBR	Cooper T51							
7c											
1	125	Albert STREMSKI	DEU	Emeryson F1	11	27:30.614		139.0	7	2:26.179	142.7
2	34	John BUSSEY	GBR	Cooper T43	11	28:00.906	+30.292	136.5	3	2:30.135	138.9
3	41	Brian MAILE	GBR	Cooper T41	10	27:04.835	1 Laps	128.4	6	2:37.820	132.1
8											
1	30	Julian BRONSON	GBR	Scarab Offenhauser	12	26:59.313		154.5	8	2:12.335	157.6
2	2	Rod JOLLEY	GBR	Lister Jaguar Monza GP	11	26:08.070	1 Laps	146.3	5	2:17.149	152.1
3	77	Geraint OWEN	GBR	Kurtis 500C							
9											
1	47	Brian JOLLIFFE	GBR	Cooper T45	11	26:26.302		144.6	3	2:21.077	147.8
2	32	Guy PLANTE	GBR	Cooper T45	2	5:24.983	9 Laps	128.3	2	2:32.933	136.4
3	43	Malcolm COOK	GBR	Cooper T43	1	3:03.855	10 Laps	113.4			

Published at:

Track Status: **DRY**

Stewards:	Timekeeper:
-----------	-------------



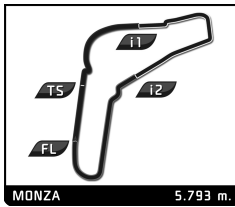


HGPCA-Historic Gran Prix Cars Association
63 Coppa Intereuropa Storica
Race 1

Lap Chart

LAP

Nr	Pos	Grid	1	2	3	4	5	6	7	8	9	10	11	12
122	1	122	11	11	11	11	11	11	11	11	11	11	11	11
11	2	11	11	122	122	122	14	14	14	14	14	14	14	14
14	3	14	66	66	66	14	51	30	30	30	30	30	30	30
66	4	66	14	14	14	51	30	51	51	51	5	5	5	5
51	5	51	51	51	51	30	5	5	5	5	71	71	71	71
30	6	30	30	30	30	66	31	31	31	31	31	31	31	31
5	7	5	5	5	5	5	71	71	71	71	22	22	22	22
71	8	71	71	71	71	71	22	22	22	22	2	2	2	2
31	9	31	31	31	31	31	2	2	2	2	37	37	37	37
22	10	22	22	22	22	22	37	37	37	37	47	47	47	47
37	11	37	37	37	37	37	47	47	47	47	53	53	53	53
77	12	77	9	47	47	2	53	53	53	53	19	36	36	36
2	13	2	47	9	2	47	21	19	19	19	36	19	19	19
3	14	3	53	2	9	53	19	21	21	21	21	21	21	21
9	15	9	2	53	53	21	36	36	36	36	4	4	4	4
43	16	43	21	21	21	19	248	248	248	248	9	33	33	33
53	17	53	4	19	19	36	4	4	4	4	33	125	125	125
73	18	73	19	248	36	248	33	33	33	33	125	10	10	10
36	19	36	248	36	248	4	125	125	125	125	10	34	34	34
10	20	10	36	4	4	33	34	9	9	9	248	9	9	9
47	21	47	125	33	33	125	9	34	10	10	34	7	7	7
21	22	21	33	125	125	34	10	10	34	34	7	17	17	17
4	23	4	10	34	34	10	17	7	7	7	17	41	41	41
17	24	17	34	32	10	9	7	17	17	17	41	41	41	41
125	25	125	32	10	17	17	41	41	41	41	41	41	41	41
19	26	19	7	6	7	7	44	44	44	44	44	44	44	44
6	27	6	6	7	44	44	44	44	44	44	44	44	44	44
34	28	34	17	17	6	41	41	41	41	41	41	41	41	41
33	29	33	43	41	41	41	41	41	41	41	41	41	41	41
248	30	248	41	44	44	44	44	44	44	44	44	44	44	44
32	31	32	44	44	44	44	44	44	44	44	44	44	44	44
7	32	7	44	44	44	44	44	44	44	44	44	44	44	44
41	33	41	44	44	44	44	44	44	44	44	44	44	44	44
44	34	44	44	44	44	44	44	44	44	44	44	44	44	44




HGPCA-Historic Gran Prix Cars Association

63 Coppa Intereuropa Storica

Race 1

Best Sector Times

SECTOR 1			SECTOR 2			SECTOR 3			Pos	Driver	Ideal Lap	Best Lap
Pos	Driver	Time	Driver	Time	Driver	Time						
1	11 J.FAIRLEY	39.009	11 J.FAIRLEY	43.175	11 J.FAIRLEY	43.904	1	11 J.FAIRLEY	2:06.088	2:06.659	(1)	
2	122 P.HORSMAN	39.587	122 P.HORSMAN	43.740	122 P.HORSMAN	44.825	2	122 P.HORSMAN	2:08.152	2:08.152	(2)	
3	51 M.TULLIO	40.466	66 S.HOOLE	44.023	14 A.BEAUMONT	45.034	3	66 S.HOOLE	2:09.825	2:09.825	(3)	
4	66 S.HOOLE	40.645	14 A.BEAUMONT	44.434	66 S.HOOLE	45.157	4	14 A.BEAUMONT	2:10.341	2:10.496	(4)	
5	14 A.BEAUMONT	40.873	51 M.TULLIO	44.601	51 M.TULLIO	45.475	5	51 M.TULLIO	2:10.542	2:10.692	(5)	
6	30 J.BRONSON	41.241	30 J.BRONSON	44.754	30 J.BRONSON	45.493	6	30 J.BRONSON	2:11.488	2:12.335	(6)	
7	22 H.STEVE	41.355	5 T.SMITH	45.245	31 G.FIERRO	46.598	7	5 T.SMITH	2:13.656	2:14.138	(7)	
8	5 T.SMITH	41.733	71 A.BAILLIE	45.568	22 H.STEVE	46.670	8	22 H.STEVE	2:14.024	2:14.210	(9)	
9	71 A.BAILLIE	41.766	31 G.FIERRO	45.837	5 T.SMITH	46.678	9	71 A.BAILLIE	2:14.120	2:14.196	(8)	
10	31 G.FIERRO	41.876	22 H.STEVE	45.999	71 A.BAILLIE	46.786	10	31 G.FIERRO	2:14.311	2:14.594	(10)	
11	2 R.JOLLEY	42.296	2 R.JOLLEY	47.028	2 R.JOLLEY	47.697	11	2 R.JOLLEY	2:17.021	2:17.149	(11)	
12	47 B.JOLLIFFE	43.460	53 S.TAYLOR	47.270	37 E.PERK	48.483	12	53 S.TAYLOR	2:20.129	2:20.473	(12)	
13	53 S.TAYLOR	43.627	9 J.ROMANO	47.404	9 J.ROMANO	48.984	13	37 E.PERK	2:20.562	2:21.283	(14)	
14	36 H.BACHMANN	43.856	37 E.PERK	47.540	53 S.TAYLOR	49.232	14	47 B.JOLLIFFE	2:20.676	2:21.077	(13)	
15	9 J.ROMANO	44.452	47 B.JOLLIFFE	47.815	47 B.JOLLIFFE	49.401	15	9 J.ROMANO	2:20.840	2:21.756	(15)	
16	37 E.PERK	44.539	248 K.LEHR	48.514	21 I.NUTHALL	49.814	16	36 H.BACHMANN	2:23.011	2:23.413	(16)	
17	248 K.LEHR	44.624	36 H.BACHMANN	48.602	19 P.GRANT	49.836	17	248 K.LEHR	2:23.213	2:25.701	(20)	
18	19 P.GRANT	45.523	21 I.NUTHALL	48.709	248 K.LEHR	50.075	18	19 P.GRANT	2:24.340	2:25.105	(17)	
19	10 F.BALDANZA	45.612	4 S.RUSSELL	48.812	33 C.PHILLIPS	50.133	19	21 I.NUTHALL	2:24.440	2:25.456	(18)	
20	125 A.STREMINSKI	45.730	19 P.GRANT	48.981	10 F.BALDANZA	50.287	20	4 S.RUSSELL	2:25.234	2:25.682	(19)	
21	4 S.RUSSELL	45.870	125 A.STREMINSKI	49.091	125 A.STREMINSKI	50.475	21	125 A.STREMINSKI	2:25.296	2:26.179	(21)	
22	21 I.NUTHALL	45.917	33 C.PHILLIPS	49.172	4 S.RUSSELL	50.552	22	10 F.BALDANZA	2:25.520	2:26.442	(23)	
23	33 C.PHILLIPS	46.612	10 F.BALDANZA	49.621	36 H.BACHMANN	50.553	23	33 C.PHILLIPS	2:25.917	2:26.430	(22)	
24	17 M.VALVEKENS	47.442	34 J.BUSSEY	50.025	34 J.BUSSEY	51.199	24	34 J.BUSSEY	2:29.152	2:30.135	(24)	
25	7 T.CHANOINE	47.799	7 T.CHANOINE	51.203	17 M.VALVEKENS	51.544	25	17 M.VALVEKENS	2:30.853	2:31.446	(25)	
26	34 J.BUSSEY	47.928	6 M.EYRE	51.615	32 G.PLANTE	52.250	26	7 T.CHANOINE	2:31.461	2:31.607	(26)	
27	32 G.PLANTE	48.892	32 G.PLANTE	51.791	7 T.CHANOINE	52.459	27	32 G.PLANTE	2:32.933	2:32.933	(27)	
28	44 S.RETTENMAIER	49.174	17 M.VALVEKENS	51.867	6 M.EYRE	52.694	28	6 M.EYRE	2:34.009	2:34.840	(28)	
29	41 B.MAILE	49.337	43 M.COOK	52.466	41 B.MAILE	54.505	29	41 B.MAILE	2:37.411	2:37.820	(29)	
30	6 M.EYRE	49.700	44 S.RETTENMAIER	53.549	44 S.RETTENMAIER	54.901	30	44 S.RETTENMAIER	2:37.624	2:38.556	(30)	



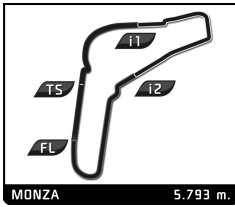
HGPCA-Historic Gran Prix Cars Association

63 Coppa Intereuropa Storica

Race 1

Best Top Speeds

Driver	Team		Top 1		Top 2		Top 3		Top 4		Top 5		Avg
			Kph	Lap	Kph	Lap	Kph	Lap	Kph	Lap	Kph	Lap	
11 Jon FAIRLEY		12	228.4	7	225.1	3	223.7	5	221.4	4	219.2	9	223,6
122 Peter HORSMAN		12	214.9	3	202.5	4	193.5	2	134.2	1			186,3
66 Sid HOOLE		11	208.7	3	206.3	2	184.3	4	126.9	1			181,6
14 Andrew BEAUMONT		11	207.9	2	207.1	11	205.5	8	204.0	3	202.1	12	205,3
71 Alan BAILLIE		10	207.5	11	206.3	8	205.1	6	204.4	12	204.0	10	205,5
51 Matteo TULLIO		7b	202.5	5	201.0	3	195.5	7	194.5	2	189.4	8	196,6
5 Tony SMITH		7a	201.3	12	196.6	9	192.8	4	191.7	3	186.8	11	193,8
30 Julian BRONSON		8	193.8	8	182.7	7	180.9	10	178.5	2	177.4	9	182,7
22 Hart STEVE		6	192.8	11	189.4	8	188.4	10	187.8	12	183.6	9	188,4
47 Brian JOLLIFFE		9	192.8	7	192.4	3	191.7	5	184.3	11	182.7	9	188,8
31 Guillermo FIERRO		6	191.7	4	186.5	11	183.3	12	181.8	3	180.6	8	184,8
125 Albert STREMINSKI		7c	187.8	6	186.2	7	183.6	8	178.5	11	176.8	10	182,6
19 Paul GRANT		5	187.4	7	183.3	10	180.9	6	180.9	5	180.3	9	182,6
21 Ian NUTHALL		5	184.9	8	184.6	11	184.6	3	183.6	7	182.4	5	184,0
53 Scotty TAYLOR		12	180.9	8	179.4	6	172.0	7	171.5	10	171.5	4	175,1
2 Rod JOLLEY		8	179.4	5	177.6	8	176.8	6	176.5	9	176.5	11	177,4
37 Eddy PERK		10	179.1	7	172.8	6	167.5	4	167.0	9	166.2	3	170,5
4 Steve RUSSELL		5	176.5	6	175.4	11	170.4	9	169.1	7	168.0	2	171,9
248 Klaus LEHR		6	175.1	2	169.6	6	158.9	7	157.1	5	155.1	8	163,2
9 John ROMANO		11	174.8	3	174.0	9	169.3	4	167.8	2	167.3	10	170,6
41 Brian MAILE		7c	174.2	9	172.6	7	169.6	6	162.0	4	160.6	8	167,8
6 Martin EYRE		5	170.9	3	165.2	2	96.9	1					144,3
33 Chris PHILLIPS		5	167.8	10	167.3	6	166.0	11	162.8	7	160.4	2	164,9
10 Francesco BALDANZA		10	167.8	2	163.7	11	163.2	7	156.0	3	154.7	5	161,1
36 Heinz BACHMANN		3	166.0	6	165.5	5	164.7	11	163.5	10	162.0	9	164,3
34 John BUSSEY		7c	157.8	9	157.3	5	155.5	2	151.0	3	150.4	10	154,4
44 Stephan RETTENMAIER		2	156.0	3	140.6	2	133.7	4	128.4	5	127.5	6	137,2
7 Thierry CHANOINE		7b	150.2	9	149.8	2	149.8	8	148.7	10	147.7	3	149,2
32 Guy PLANTE		9	146.9	2	92.1	1							119,5
17 Marc VALVEKENS		6	145.7	3	134.1	5	131.9	7	131.3	4	130.2	9	134,6
43 Malcolm COOK		9	115.3	1									115,3
77 Geraint OWEN		8											
3 Barry CANNELL		7b											
73 Tom DARK		2											



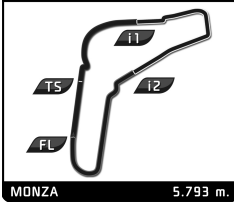
HGPCA-Historic Gran Prix Cars Association

63 Coppa Intereuropa Storica

Race 1

Leader Sequence

Nr	Driver	Team	Car	Start	End Lap	Laps	Total Laps
10							
71	Alan BAILLIE		Cooper T71/73	1	12	12	12
11							
66	Sid HOOLE		Cooper T66 F1	1	3	3	3
14	Andrew BEAUMONT		Lotus 24	4	12	9	9
12							
122	Peter HORSMAN		Lotus 18/21	1	1	1	1
11	Jon FAIRLEY		Brabham BT11/19	2	12	11	11
2							
44	Stephan RETTENMAIER		Osca Tip G 4500	1	7	7	7
3							
36	Heinz BACHMANN		ERA R9B	1	11	11	11
5							
21	Ian NUTHALL		Alta F2	1	5	5	5
19	Paul GRANT		Cooper Bristol Mk II	6	11	6	6
6							
31	Guillermo FIERRO		Maserati 250F 2523	1	12	12	12
7a							
5	Tony SMITH		Ferrari Dino	1	12	12	12
7b							
51	Matteo TULLIO		Cooper T51	1	8	8	8
7	Thierry CHANOINE		Cooper T51	9	10	2	2
7c							
125	Albert STREMSKI		Emeryson F1	1	11	11	11
8							
30	Julian BRONSON		Scarab Offenhauser	1	12	12	12
9							
47	Brian JOLLIFFE		Cooper T45	1	11	11	11



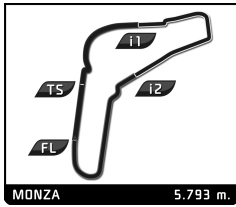
HGPCA-Historic Gran Prix Cars Association

63 Coppa Intereuropa Storica

Race 1

Fastest Lap Sequence

Practice Time	Driver	Team	Car	Class	Time	Kph	Lap
4:22.867	11 Jon FAIRLEY		Brabham BT11/19	12	2:06.793	164.5	2
8:37.009	11 Jon FAIRLEY		Brabham BT11/19	12	2:06.734	164.6	4
19:16.171	11 Jon FAIRLEY		Brabham BT11/19	12	2:06.659	164.7	9



HGPCA-Historic Gran Prix Cars Association

63 Coppa Intereuropa Storica

Race 1

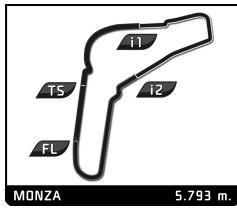
Analysis by lap

 Lapped

Nr	Lap Time	Gap	Nr	Lap Time	Gap	Nr	Lap Time	Gap	Nr	Lap Time	Gap	Nr	Lap Time	Gap
30	2:14.673	1:07.636												
19	2:26.363	1 Lap												
21	2:33.079	1 Lap												
4	2:28.217	1 Lap												
5	2:15.685	1:21.695												
33	2:28.262	1 Lap												
125	2:29.165	1 Lap												
71	2:15.995	1:35.993												
31	2:16.718	1:38.158												
22	2:17.129	1:40.097												
10	2:27.685	1 Lap												
34	2:31.786	1 Lap												
9	3:12.654	1 Lap												

Lap 12

11	2:08.276	
2	2:32.936	1 Lap
37	2:24.582	1 Lap
7	2:50.342	2 Laps
47	2:21.499	1 Lap
53	2:20.473	1 Lap
17	2:45.357	2 Laps
14	2:18.403	1:00.734
30	2:17.585	1:16.945
36	2:23.413	1 Lap
41	2:43.791	2 Laps
19	2:25.592	1 Lap
5	2:14.138	1:27.557
21	2:26.332	1 Lap
4	2:26.548	1 Lap
71	2:15.526	1:43.243
31	2:15.810	1:45.692
22	2:14.210	1:46.031
33	2:29.811	1 Lap
125	2:27.800	1 Lap
10	2:26.442	1 Lap
34	2:33.299	1 Lap
9	2:28.881	1 Lap



HGPCA-Historic Gran Prix Cars Association

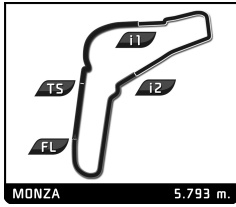
63 Coppa Intereuropa Storica

Race 1

Analysis

■ Personal Best
 ■ Session Best
 ■ Crossing the finish line in pit lane

Lap	Time	Sector 1	Sector 2	Sector 3	T. Spd	Elapsed	Lap	Time	Sector 1	Sector 2	Sector 3	T. Spd	Elapsed	
2	Rod JOLLEY GBR							5	2:34.111	48.152	51.203	54.756	141.9	13:19.616
	Lister Jaguar Monza GP							6	2:32.838	47.841	51.601	53.396	135.4	15:52.454
1	2:42.643	53.529	59.489	49.625	108.7	2:42.643	7	2:31.607	47.896	51.252	52.459	140.3	18:24.061	
2	2:19.437	43.308	47.419	48.710	175.6	5:02.080	8	2:32.820	47.799	52.542	52.479	149.8	20:56.881	
3	2:19.316	42.676	48.155	48.485	175.6	7:21.396	9	2:32.860	47.988	51.969	52.903	150.2	23:29.741	
4	2:19.257	43.418	47.273	48.566	166.2	9:40.653	10	2:50.342	48.017	1:06.212	56.113	148.7	26:20.083	
5	2:17.149	42.296	47.028	47.825	179.4	11:57.802								
6	2:19.113	42.998	47.855	48.260	176.8	14:16.915								
7	2:19.364	43.550	48.117	47.697	162.5	16:36.279								
8	2:19.415	43.734	47.560	48.121	177.6	18:55.694								
9	2:20.479	42.935	49.369	48.175	176.5	21:16.173								
10	2:18.961	43.174	47.493	48.294	168.0	23:35.134								
11	2:32.936	43.270	1:01.806	47.860	176.5	26:08.070								
4	Steve RUSSELL GBR							9	John ROMANO USA					
	Cooper Bristol Mk II								Brabham BT11					
1	2:44.079	1:01.147	50.995	51.937	97.7	2:44.079	1	2:36.331	56.522	48.489	51.320	107.9	2:36.331	
2	2:31.456	46.494	51.262	53.700	168.0	5:15.535	2	2:23.887	45.484	47.666	50.737	167.8	5:00.218	
3	2:29.212	46.866	50.964	51.382	153.8	7:44.747	3	2:21.756	44.502	47.404	49.850	174.8	7:21.974	
4	2:27.814	47.113	49.494	51.207	155.8	10:12.561	4	3:04.011	1:21.299	51.373	51.339	169.3	10:25.985	
5	2:26.454	46.231	49.122	51.101	165.2	12:39.015	5	2:26.504	46.492	49.271	50.741	154.4	12:52.489	
6	2:26.072	45.870	49.331	50.871	176.5	15:05.087	6	2:24.219	46.559	47.574	50.086	149.8	15:16.708	
7	2:25.682	46.229	48.812	50.641	169.1	17:30.769	7	2:24.582	45.572	48.151	50.859	166.2	17:41.290	
8	2:27.509	47.447	49.046	51.016	152.9	19:58.278	8	2:24.391	45.803	48.591	49.997	164.7	20:05.681	
9	2:27.203	46.314	49.874	51.015	170.4	22:25.481	9	2:22.584	44.493	49.107	48.984	174.0	22:28.265	
10	2:28.217	47.080	50.585	50.552	161.1	24:53.698	10	3:12.654	44.452	1:34.949	53.253	167.3	25:40.919	
11	2:26.548	46.572	49.143	50.833	175.4	27:20.246	11	2:28.881	46.454	49.287	53.140	159.6	28:09.800	
5	Tony SMITH GBR							10	Francesco BALDANZA CHE					
	Ferrari Dino								Lola Mk 3					
1	2:23.261	49.731	46.145	47.385	120.7	2:23.261	1	2:49.525	1:00.876	55.719	52.930	115.0	2:49.525	
2	2:14.664	42.181	45.348	47.135	181.8	4:37.925	2	2:37.192	54.685	51.497	51.010	167.8	5:26.717	
3	2:14.205	42.032	45.245	46.928	191.7	6:52.130	3	2:28.722	47.330	50.132	51.260	156.0	7:55.439	
4	2:15.137	42.590	45.869	46.678	192.8	9:07.267	4	2:29.452	48.978	49.621	50.853	144.0	10:24.891	
5	2:14.835	42.402	45.577	46.856	183.6	11:22.102	5	2:28.891	47.305	50.314	51.272	154.7	12:53.782	
6	2:15.263	41.968	45.552	47.743	186.2	13:37.365	6	2:28.277	47.827	50.030	50.420	151.6	15:22.059	
7	2:15.770	42.331	45.789	47.650	186.2	15:53.135	7	2:26.956	46.592	50.077	50.287	163.2	17:49.015	
8	2:15.762	42.719	45.717	47.326	176.5	18:08.897	8	2:29.650	48.641	49.673	51.336	147.7	20:18.665	
9	2:15.494	42.214	46.057	47.223	196.6	20:24.391	9	2:28.073	47.072	50.259	50.742	153.3	22:46.738	
10	2:15.711	42.234	46.517	46.960	177.4	22:40.102	10	2:27.685	46.818	50.367	50.500	152.1	25:14.423	
11	2:15.685	41.884	46.719	47.082	186.8	24:55.787	11	2:26.442	45.612	49.684	51.146	163.7	27:40.865	
12	2:14.138	41.733	45.469	46.936	201.3	27:09.925								
6	Martin EYRE GBR							11	Jon FAIRLEY GBR					
	Cooper Bristol F2/T23/25								Brabham BT11/19					
1	2:57.141	1:05.553	55.333	56.255	96.9	2:57.141	1	2:16.074	46.291	44.742	45.041	126.3	2:16.074	
2	2:34.840	49.863	52.283	52.694	165.2	5:31.981	2	2:06.793	39.215	43.587	43.991	205.9	4:22.867	
3	2:55.215	49.700	51.615	1:13.900	170.9	8:27.196	3	2:07.408	39.296	43.597	44.515	225.1	6:30.275	
7	Thierry CHANOINE FRA							14	Andrew BEAUMONT GBR					
	Cooper T51								Lotus 24					
1	2:56.053	1:07.034	53.383	55.636	91.3	2:56.053	1	2:17.921	46.223	45.746	45.952	125.5	2:17.921	
2	2:39.212	49.941	55.375	53.896	149.8	5:35.265	2	2:10.496	40.873	44.434	45.189	207.9	4:28.417	
3	2:35.767	47.997	52.339	55.431	147.7	8:11.032	3	2:11.428	41.200	44.905	45.323	204.0	6:39.845	
4	2:34.473	49.596	51.866	53.011	138.7	10:45.505	4	2:11.183	41.148	44.857	45.178	199.9	8:51.028	



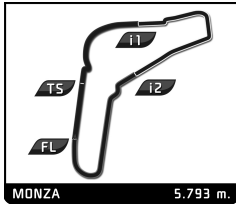
HGPCA-Historic Gran Prix Cars Association

63 Coppa Intereuropa Storica

Race 1

Analysis

							■ Personal Best ■ Session Best ■ Crossing the finish line in pit lane						
Lap	Time	Sector 1	Sector 2	Sector 3	T. Spd	Elapsed	Lap	Time	Sector 1	Sector 2	Sector 3	T. Spd	Elapsed
17 Marc VALVEKENS BEL													
Gordini 16													
5	2:14.157	41.913	45.349	46.895	197.3	11:05.185	5	2:16.217	41.827	46.478	47.912	178.8	11:37.948
6	2:12.255	41.904	44.464	45.887	194.1	13:17.440	6	2:15.022	41.553	46.408	47.061	182.4	13:52.970
7	2:11.738	41.690	44.442	45.606	202.1	15:29.178	7	2:16.994	42.246	47.531	47.217	172.0	16:09.964
8	2:13.350	41.492	46.129	45.729	205.5	17:42.528	8	2:15.104	41.639	46.267	47.198	189.4	18:25.068
9	2:13.055	42.767	45.254	45.034	188.1	19:55.583	9	2:17.179	42.587	46.855	47.737	183.6	20:42.247
10	2:15.304	42.071	47.339	45.894	201.7	22:10.887	10	2:14.813	41.806	45.999	47.008	188.4	22:57.060
11	2:13.812	41.883	45.358	46.571	207.1	24:24.699	11	2:17.129	41.851	47.623	47.655	192.8	25:14.189
12	2:18.403	43.657	46.932	47.814	202.1	26:43.102	12	2:14.210	41.355	46.185	46.670	187.8	27:28.399
30 Julian BRONSON GBR													
Scarab Offenhauser													
1	2:20.462	48.348	45.699	46.415	123.8	2:20.462	1	2:20.462	48.348	45.699	46.415	123.8	2:20.462
2	2:13.645	50.326	53.214	53.105	118.0	5:39.422	2	2:13.555	41.874	45.388	46.293	178.5	4:34.017
3	2:31.446	47.442	52.460	51.544	145.7	8:10.868	3	2:13.139	41.996	45.338	45.805	169.3	6:47.156
4	2:31.562	48.137	51.867	51.558	131.3	10:42.430	4	2:13.538	42.089	45.175	46.274	168.8	9:00.694
5	2:31.925	47.560	52.414	51.951	134.1	13:14.355	5	2:13.043	42.637	44.754	45.652	160.6	11:13.737
6	2:38.861	52.043	52.835	53.983	104.1	15:53.216	6	2:16.089	43.101	45.977	47.011	161.3	13:29.826
7	2:37.236	48.992	52.115	56.129	131.9	18:30.452	7	2:12.438	41.469	45.476	45.493	182.7	15:42.264
8	2:38.032	49.787	52.796	55.449	128.4	21:08.484	8	2:12.335	41.241	45.328	45.766	193.8	17:54.599
9	2:38.213	50.345	53.819	54.049	130.2	23:46.697	9	2:14.432	42.856	45.371	46.205	177.4	20:09.031
10	2:45.357	52.957	57.090	55.310	123.7	26:32.054	10	2:18.024	42.096	48.434	47.494	180.9	22:27.055
							11	2:14.673	41.847	46.322	46.504	174.2	24:41.728
							12	2:17.585	42.213	46.329	49.043	176.8	26:59.313
19 Paul GRANT BEL													
Cooper Bristol Mk II													
1	2:44.998	1:01.054	52.209	51.735	102.5	2:44.998	1	2:25.817	50.711	47.181	47.925	118.3	2:25.817
2	2:27.668	45.927	50.396	51.345	170.1	5:12.666	2	2:17.128	42.897	46.509	47.722	177.6	4:42.945
3	2:26.356	46.182	49.113	51.061	179.4	7:39.022	3	2:15.841	42.133	46.708	47.000	181.8	6:58.786
4	2:26.377	46.954	49.587	49.836	162.0	10:05.399	4	2:17.604	42.941	46.644	48.019	191.7	9:16.390
5	2:26.398	45.523	49.976	50.899	180.9	12:31.797	5	2:16.215	42.508	46.250	47.457	175.6	11:32.605
6	2:26.172	45.806	49.386	50.980	180.9	14:57.969	6	2:16.790	42.709	46.346	47.735	175.9	13:49.395
7	2:25.105	46.014	48.981	50.110	187.4	17:23.074	7	2:16.523	42.796	46.204	47.523	178.2	16:05.918
8	2:26.144	46.204	49.336	50.604	175.6	19:49.218	8	2:17.839	42.850	46.398	48.591	180.6	18:23.757
9	2:26.400	45.991	49.765	50.644	180.3	22:15.618	9	2:17.181	42.875	46.454	47.852	178.5	20:40.938
10	2:26.363	45.837	50.352	50.174	183.3	24:41.981	10	2:14.594	42.159	45.837	46.598	177.1	22:55.532
11	2:25.592	46.218	49.074	50.300	163.7	27:07.573	11	2:16.718	41.960	47.065	47.693	186.5	25:12.250
							12	2:15.810	41.876	45.905	48.029	183.3	27:28.060
21 Ian NUTHALL GBR													
Alfa F2													
1	2:43.517	1:00.888	50.912	51.717	104.5	2:43.517	1	2:52.050	1:06.255	52.337	53.458	92.1	2:52.050
2	2:26.836	46.743	49.344	50.749	181.5	5:10.353	2	2:32.933	48.892	51.791	52.250	146.9	5:24.983
3	2:26.929	46.331	49.915	50.683	184.6	7:37.282							
4	2:26.871	47.694	49.363	49.814	168.3	10:04.153							
5	2:27.481	46.329	50.432	50.720	182.4	12:31.634							
6	2:26.776	46.741	49.124	50.911	181.2	14:58.410							
7	2:25.456	46.067	48.776	50.613	183.6	17:23.866							
8	2:25.576	46.186	48.709	50.681	184.9	19:49.442							
9	2:28.637	46.476	51.247	50.914	176.8	22:18.079							
10	2:33.079	45.917	56.884	50.278	176.2	24:51.158							
11	2:26.332	46.113	49.489	50.730	184.6	27:17.490							
22 Hart STEVE GBR													
Maserati 250F CM7													
1	2:31.059	54.314	48.659	48.086	108.1	2:31.059	1	2:48.678	1:02.783	53.313	52.582	98.2	2:48.678
2	2:17.042	42.323	46.887	47.832	177.4	4:48.101	2	2:28.889	47.141	50.546	51.202	160.4	5:17.567
3	2:17.022	42.676	46.989	47.357	177.1	7:05.123	3	2:28.164	47.198	50.251	50.715	152.5	7:45.731
4	2:16.608	42.155	47.052	47.401	175.1	9:21.731	4	2:28.252	47.659	49.787	50.806	146.7	10:13.983
							5	2:26.456	46.796	49.172	50.488	151.8	12:40.439
							6	2:26.430	46.612	49.474	50.344	167.3	15:06.869
							7	2:26.619	46.617	49.869	50.133	162.8	17:33.488
							8	2:27.526	47.715	49.494	50.317	152.9	20:01.014
							9	2:31.321	47.179	52.608	51.534	154.7	22:32.335
							10	2:28.262	46.689	50.821	50.752	167.8	25:00.597
31 Guillermo FIERRO RSEA													
Maserati 250F 2523													
1	2:25.817	50.711	47.181	47.925	118.3	2:25.817	1	2:25.817	50.711	47.181	47.925	118.3	2:25.817
2	2:17.128	42.897	46.509	47.722	177.6	4:42.945	2	2:17.128	42.897	46.509	47.722	177.6	4:42.945
3	2:15.841	42.133	46.708	47.000	181.8	6:58.786	3	2:15.841	42.133	46.708	47.000	181.8	6:58.786
4	2:17.604	42.941	46.644	48.019	191.7	9:16.390	4	2:17.604	42.941	46.644	48.019	191.7	9:16.390
5	2:16.215	42.508	46.250	47.457	175.6	11:32.605	5	2:16.215	42.508	46.250	47.457	175.6	11:32.605
6	2:16.790	42.709	46.346	47.735	175.9	13:49.395	6	2:16.790	42.709	46.346	47.735	175.9	13:49.395
7	2:16.523	42.796	46.204	47.523	178.2	16:05.918	7	2:16.523	42.796	46.204	47.523	178.2	16:05.918
8	2:17.839	42.850	46.398	48.591	180.6	18:23.757	8	2:17.839	42.850	46.398	48.591	180.6	18:23.757
9	2:17.181	42.875	46.454	47.852	178.5	20:40.938	9	2:17.181	42.875	46.454	47.852	178.5	20:40.938
10	2:14.594	42.159	45.837	46.598	177.1	22:55.532	10	2:14.594	42.159	45.837	46.598	177.1	22:55.532
11	2:16.718	41.960	47.065	47.693	186.5	25:12.250	11	2:16.718	41.960	47.065	47.693	186.5	25:12.250
12	2:15.810	41.876	45.905	48.029	183.3	27:28.060	12	2:15.810	41.876	45.905	48.029	183.3	27:28.060
32 Guy PLANTE GBR													
Cooper T45													
1	2:52.050	1:06.255	52.337	53.458	92.1	2:52.050	1	2:52.050	1:06.255	52.337	53.458	92.1	2:52.050
2	2:32.933	48.892	51.791	52.250	146.9	5:24.983	2	2:32.933	48.892	51.791	52.250	146.9	5:24.983
33 Chris PHILLIPS GBR													
Cooper Bristol Mk II													
1	2:48.678	1:02.783	53.313	52.582	98.2	2:48.678	1	2:48.678	1:02.783	53.313	52.582	98.2	2:48.678
2	2:28.889	47.141	50.546	51.202	160.4	5:17.567	2	2:28.889	47.141	50.546	51.202	160.4	5:17.567
3	2:28.164	47.198	50.251	50.715	152.5	7:45.731	3	2:28.164	47.198	50.251	50.715	152.5	7:45.731
4	2:28.252	47.659	49.787	50.806	146.7	10:13.983	4	2:28.252	47.659	49.787	50.806	146.7	10:13.983
5	2:26.456	46.796	49.172	50.488	151.8	12:40.439	5	2:26.456	46.796	49.172	50.488	151.8	12:40.439
6	2:26.430	46.612	49.474	50.344	167.3	15:06.869	6	2:26.430	46.612	49.474	50.344	167.3	15:06.869
7	2:26.619	46.617	49.869	50.133	162.8	17:33.488	7	2:26.619	46.617	49.869	50.133	162.8	17:33.488
8	2:27.526	47.715	49.494	50.317	152.9	20:01.014	8	2:27.526	47.715	49.494	50.317	152.9	20:01.014
9	2:31												



HGPCA-Historic Gran Prix Cars Association

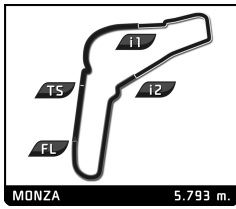
63 Coppa Intereuropa Storica

Race 1

Analysis

■ Personal Best
 ■ Session Best
 ■ Crossing the finish line in pit lane

Lap	Time	Sector 1	Sector 2	Sector 3	T. Spd	Elapsed	Lap	Time	Sector 1	Sector 2	Sector 3	T. Spd	Elapsed
34 John BUSSEY GBR Cooper T43													
1	2:49.982	1:05.663	51.813	52.506	97.4	2:49.982							
2	2:30.180	48.569	50.025	51.586	155.5	5:20.162							
3	2:30.135	48.465	50.105	51.565	151.0	7:50.297							
4	2:30.731	48.857	50.316	51.558	142.5	10:21.028							
5	2:30.226	48.036	50.344	51.846	157.3	12:51.254							
6	2:30.610	48.955	50.456	51.199	147.7	15:21.864							
7	2:30.772	48.230	51.206	51.336	149.5	17:52.636							
8	2:31.722	49.087	50.688	51.947	138.7	20:24.358							
9	2:31.463	48.371	50.970	52.122	157.8	22:55.821							
10	2:31.786	47.928	52.083	51.775	150.4	25:27.607							
11	2:33.299	49.471	50.796	53.032	148.7	28:00.906							
36 Heinz BACHMANN CHE ERA R9B													
1	2:46.696	1:00.697	52.166	53.833	98.2	2:46.696							
2	2:27.932	45.163	50.433	52.336	160.1	5:14.628							
3	2:27.694	46.293	49.257	52.144	141.0	7:42.322							
4	2:24.676	44.775	49.177	50.724	161.3	10:06.998							
5	2:26.151	43.856	51.371	50.924	165.5	12:33.149							
6	2:25.967	45.080	49.725	51.162	166.0	14:59.116							
7	2:26.763	45.656	50.554	50.553	156.0	17:25.879							
8	2:24.634	44.610	49.232	50.792	152.7	19:50.513							
9	2:26.566	45.246	50.603	50.717	162.0	22:17.079							
10	2:24.340	44.158	49.305	50.877	163.5	24:41.419							
11	2:23.413	44.184	48.602	50.627	164.7	27:04.832							
37 Eddy PERK NED Heron F1													
1	2:32.797	53.809	49.268	49.720	112.8	2:32.797							
2	2:22.792	45.017	48.330	49.445	165.7	4:55.589							
3	2:21.957	45.067	47.682	49.208	166.2	7:17.546							
4	2:22.669	45.191	48.030	49.448	167.5	9:40.215							
5	2:21.298	44.539	47.540	49.219	161.8	12:01.513							
6	2:21.283	45.009	47.791	48.483	172.8	14:22.796							
7	2:21.460	44.761	48.083	48.616	179.1	16:44.256							
8	2:21.692	45.009	47.978	48.705	166.0	19:05.948							
9	2:23.636	45.052	49.025	49.559	167.0	21:29.584							
10	2:22.111	45.710	47.645	48.756	164.7	23:51.695							
11	2:24.582	45.148	48.781	50.653	149.3	26:16.277							
41 Brian MAILE GBR Cooper T41													
1	3:05.607	1:09.932	58.363	57.312	91.8	3:05.607							
2	2:39.948	50.146	54.551	55.251	146.7	5:45.555							
3	2:41.749	51.293	55.094	55.362	151.0	8:27.304							
4	2:38.973	49.447	53.756	55.770	162.0	11:06.277							
5	2:39.095	49.855	53.751	55.489	152.7	13:45.372							
6	2:37.820	49.337	53.978	54.505	169.6	16:23.192							
7	2:39.599	50.467	53.569	55.563	172.6	19:02.791							
8	2:39.577	50.092	54.700	54.785	160.6	21:42.368							
9	2:38.676	49.752	53.841	55.083	174.2	24:21.044							
10	2:43.791	53.810	54.579	55.402	135.9	27:04.835							
43 Malcolm COOK GBR Cooper T43													
1	3:03.855 B	59.719	52.466	1:11.670	115.3	3:03.855							
44 Stephan RETTENMAIER DEU Osca Tip G 4500													
1	3:07.212	1:11.789	57.860	57.563	94.0	3:07.212							
2	2:39.324	50.629	53.794	54.901	140.6	5:46.536							
3	2:38.556	49.174	53.700	55.682	156.0	8:25.092							
4	2:40.037	50.429	53.549	56.059	133.7	11:05.129							
5	2:44.516	52.431	54.220	57.865	128.4	13:49.645							
6	2:58.207 B	52.569	55.090	1:10.548	127.5	16:47.852							
7	3:49.173 B	1:34.944	1:00.801	1:13.428	121.5	20:37.025							
47 Brian JOLLIFFE GBR Cooper T45													
1	2:37.149	59.051	48.562	49.536	99.8	2:37.149							
2	2:23.025	44.229	48.299	50.497	169.6	5:00.174							
3	2:21.077	43.538	47.815	49.724	192.4	7:21.251							
4	2:22.518	44.428	48.332	49.758	178.5	9:43.769							
5	2:25.361	45.854	49.774	49.733	191.7	12:09.130							
6	2:24.937	44.735	50.788	49.414	166.5	14:34.067							
7	2:21.986	43.460	48.290	50.236	192.8	16:56.053							
8	2:22.208	44.482	48.068	49.658	174.2	19:18.261							
9	2:23.562	44.131	49.025	50.406	182.7	21:41.823							
10	2:22.980	44.558	48.541	49.881	181.5	24:04.803							
11	2:21.499	44.104	47.994	49.401	184.3	26:26.302							
51 Matteo TULLIO ITA Cooper T51													
1	2:19.024	47.086	45.742	46.196	121.7	2:19.024							
2	2:10.692	40.466	44.751	45.475	194.5	4:29.716							
3	2:11.401	40.623	45.032	45.746	201.0	6:41.117							
4	2:15.184	42.144	45.952	47.088	186.2	8:56.301							
5	2:12.669	41.425	45.454	45.790	202.5	11:08.970							
6	2:21.430	42.948	45.404	53.078	167.5	13:30.400							
7	2:13.288	41.418	45.607	46.263	195.5	15:43.688							
8	2:11.661	41.177	44.601	45.883	189.4	17:55.349							
53 Scotty TAYLOR NZL Cooper T53													
1	2:39.453	1:00.272	49.211	49.970	107.0	2:39.453							
2	2:24.488	44.151	48.957	51.380	166.7	5:03.941							
3	2:24.362	43.973	48.993	51.396	165.0	7:28.303							
4	2:24.894	46.079	48.007	50.808	171.5	9:53.197							
5	2:23.612	45.542	47.916	50.154	145.9	12:16.809							
6	2:22.225	44.244	47.510	50.471	179.4	14:39.034							
7	2:21.837	44.430	47.502	49.905	172.0	17:00.871							
8	2:22.526	43.627	48.346	50.553	180.9	19:23.397							
9	2:23.566	44.426	48.598	50.542	163.5	21:46.963							
10	2:21.501	43.903	47.270	50.328	171.5	24:08.464							
11	2:20.473	43.790	47.451	49.232	167.0	26:28.937							



HGPCA-Historic Gran Prix Cars Association


63 Coppa Intereuropa Storica

Race 1

Analysis

■ Personal Best
 ■ Session Best
 ■ Crossing the finish line in pit lane

Lap	Time	Sector 1	Sector 2	Sector 3	T. Spd	Elapsed	Lap	Time	Sector 1	Sector 2	Sector 3	T. Spd	Elapsed
66 Sid HOOLE							GBR						
							Cooper T66 F1						
1	2:17.451	46.111	44.777	46.563	126.9	2:17.451							
2	2:09.825	40.645	44.023	45.157	206.3	4:27.276							
3	2:12.367	41.245	44.510	46.612	208.7	6:39.643							
4	2:24.750 B	41.887	44.778	58.085	184.3	9:04.393							
71 Alan BAILLIE							GBR						
							Cooper T71/73						
1	2:24.257	50.344	46.253	47.660	119.1	2:24.257							
2	2:17.419	43.073	46.842	47.504	191.4	4:41.676							
3	2:16.810	42.762	46.524	47.524	200.6	6:58.486							
4	2:17.147	43.060	46.481	47.606	199.5	9:15.633							
5	2:19.088	43.288	48.203	47.597	197.7	11:34.721							
6	2:16.871	42.970	46.624	47.277	205.1	13:51.592							
7	2:16.401	43.154	46.374	46.873	192.1	16:07.993							
8	2:15.821	42.543	45.780	47.498	206.3	18:23.814							
9	2:16.080	43.560	45.568	46.952	178.8	20:39.894							
10	2:14.196	41.766	45.644	46.786	204.0	22:54.090							
11	2:15.995	41.856	46.693	47.446	207.5	25:10.085							
12	2:15.526	42.338	46.011	47.177	204.4	27:25.611							
122 Peter HORSMAN							GBR						
							Lotus 18/21						
1	2:14.164	44.268	44.081	45.815	134.2	2:14.164							
2	2:09.674	40.199	44.072	45.403	193.5	4:23.838							
3	2:08.152	39.587	43.740	44.825	214.9	6:31.990							
4	2:11.055	40.339	44.830	45.886	202.5	8:43.045							
125 Albert STREMSKI							DEU						
							Emeryson F1						
1	2:48.449	1:01.966	53.181	53.302	99.2	2:48.449							
2	2:31.172	48.500	50.653	52.019	164.5	5:19.621							
3	2:28.353	47.006	49.979	51.368	172.6	7:47.974							
4	2:28.098	47.763	49.212	51.123	160.4	10:16.072							
5	2:26.828	46.242	49.489	51.097	173.7	12:42.900							
6	2:27.132	46.143	49.776	51.213	187.8	15:10.032							
7	2:26.179	46.208	49.091	50.880	186.2	17:36.211							
8	2:26.257	46.243	49.539	50.475	183.6	20:02.468							
9	2:31.181	46.209	53.510	51.462	167.0	22:33.649							
10	2:29.165	45.730	52.737	50.698	176.8	25:02.814							
11	2:27.800	46.905	49.881	51.014	178.5	27:30.614							
248 Klaus LEHR							DEU						
							Maserati 250F CM5						
1	2:46.638	1:01.459	52.616	52.563	97.4	2:46.638							
2	2:27.705	44.624	49.741	53.340	175.1	5:14.343							
3	2:28.001	45.715	49.819	52.467	151.0	7:42.344							
4	2:28.852	47.362	49.620	51.870	146.1	10:11.196							
5	2:25.701	46.182	48.514	51.005	157.1	12:36.897							
6	2:25.705	45.983	49.647	50.075	169.6	15:02.602							
7	2:26.965	44.963	49.713	52.289	158.9	17:29.567							
8	2:28.670	47.555	48.752	52.363	155.1	19:58.237							
9	2:50.417 B	49.600	52.717	1:08.100	139.4	22:48.654							



HGPCA-Historic Gran Prix Cars Association

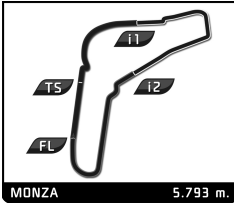
63 Coppa Intereuropa Storica

Race 2 (25')

Starting Grid

Geraint OWEN	77		
		- 16 -	3 Barry CANNELL
Malcolm COOK	43		
		- 15 -	32 Guy PLANTE
Martin EYRE	6		
		- 14 -	66 Sid HOOLE
Peter HORSMAN	122		
		- 13 -	44 Stephan RETTENMAIER
Klaus LEHR	248		
		- 12 -	41 Brian MAILE
Marc VALVEKENS	17		
		- 11 -	7 Thierry CHANOINE
John ROMANO	9		
		- 10 -	34 John BUSSEY
Francesco BALDANZA	10		
		- 9 -	125 Albert STREMSKI
Chris PHILLIPS	33		
		- 8 -	4 Steve RUSSELL
Ian NUTHALL	21		
		- 7 -	19 Paul GRANT
Heinz BACHMANN	36		
		- 6 -	53 Scotty TAYLOR
Brian JOLLIFFE	47		
		- 5 -	37 Eddy PERK
Rod JOLLEY	2		
		- 4 -	22 Hart STEVE
Guillermo FIERRO	31		
		- 3 -	71 Alan BAILLIE
Tony SMITH	5		
		- 2 -	30 Julian BRONSON
Andrew BEAUMONT	14		





HGPCA-Historic Gran Prix Cars Association

63 Coppa Intereuropa Storica

Race 2 (25')


Starting Grid



Stewards:

Timekeeper:





HGPCA-Historic Gran Prix Cars Association

63 Coppa Intereuropa Storica

Race 2 (25')

Final Classification

Drivers	Nat	Team	Vehicle	Class	Laps	Total Time	Gap	Kph	Best Lap	
									Lap	Time Kph
1 11 Jon FAIRLEY	GBR		Brabham BT11/19	12	12	26:23.845	-	158.0	10	2:09.424 161.1
2 14 Andrew BEAUMONT	GBR		Lotus 24	11	12	27:16.162	+52.317	153.0	10	2:13.511 156.2
3 71 Alan BAILLIE	GBR		Cooper T71/73	10	12	27:22.141	+58.296	152.4	10	2:12.292 157.6
4 22 Hart STEVE	GBR		Maserati 250F CM7	6	12	27:34.645	+1:10.800	151.2	6	2:14.749 154.8
5 31 Guillermo FIERRO	RSEA		Maserati 250F 2523	6	12	27:40.500	+1:16.655	150.7	5	2:14.804 154.7
6 2 Rod JOLLEY	GBR		Lister Jaguar Monza GP	8	12	27:41.117	+1:17.272	150.7	6	2:14.908 154.6
7 30 Julian BRONSON	GBR		Scarab Offenhauser	8	12	27:57.786	+1:33.941	149.2	10	2:14.279 155.3
8 77 Geraint OWEN	GBR		Kurtis 500C	8	12	28:18.753	+1:54.908	147.3	5	2:16.781 152.5
9 47 Brian JOLLIFFE	GBR		Cooper T45	9	12	28:41.046	+2:17.201	145.4	11	2:20.371 148.6
10 37 Eddy PERK	NED		Heron F1	10	12	28:49.596	+2:25.751	144.7	2	2:19.840 149.1
11 53 Scotty TAYLOR	NZL		Cooper T53	12	11	26:36.036	1 Lap	143.7	5	2:20.262 148.7
12 248 Klaus LEHR	DEU		Maserati 250F CM5	6	11	26:38.750	1 Lap	143.5	8	2:21.445 147.4
13 36 Heinz BACHMANN	CHE		ERA R9B	3	11	26:39.488	1 Lap	143.4	9	2:21.060 147.8
14 21 Ian NUTHALL	GBR		Alta F2	5	11	26:54.881	1 Lap	142.1	6	2:23.099 145.7
15 4 Steve RUSSELL	GBR		Cooper Bristol Mk II	5	11	27:02.478	1 Lap	141.4	6	2:24.595 144.2
16 125 Albert STREMSKI	DEU		Emeryson F1	7c	11	27:03.020	1 Lap	141.3	4	2:24.154 144.7
17 33 Chris PHILLIPS	GBR		Cooper Bristol Mk II	5	11	27:17.811	1 Lap	140.1	6	2:26.028 142.8
18 32 Guy PLANTE	GBR		Cooper T45	9	11	27:35.067	1 Lap	138.6	9	2:23.817 145.0
19 17 Marc VALVEKENS	BEL		Gordini 16	6	11	28:15.175	1 Lap	135.3	10	2:25.994 142.8
20 34 John BUSSEY	GBR		Cooper T43	7c	11	28:15.664	1 Lap	135.3	10	2:28.202 140.7
21 9 John ROMANO	USA		Brabham BT11	11	11	28:16.829	1 Lap	135.2	10	2:25.698 143.1
22 7 Thierry CHANOINE	FRA		Cooper T51	7b	11	28:20.858	1 Lap	134.9	9	2:27.877 141.0
23 10 Francesco BALDANZA	CHE		Lola Mk 3	10	11	28:21.476	1 Lap	134.8	9	2:27.410 141.5
24 41 Brian MAILE	GBR		Cooper T41	7c	10	27:08.829	2 Laps	128.0	10	2:38.746 131.4
25 44 Stephan RETTENMAIER	DEU		Osca Tip G 4500	2	10	27:59.894	2 Laps	124.1	8	2:39.095 131.1
26 19 Paul GRANT	BEL		Cooper Bristol Mk II	5	7	17:10.705	5 Laps	141.6	7	2:23.197 145.6
27 3 Barry CANNELL	GBR		Cooper T51	7b	6	13:59.488	6 Laps	149.1	5	2:13.817 155.8
28 66 Sid HOOLE	GBR		Cooper T66 F1	11	6	14:00.801	6 Laps	148.8	4	2:13.132 156.6
29 5 Tony SMITH	GBR		Ferrari Dino	7a	6	14:45.467	6 Laps	141.3	5	2:14.902 154.6
30 6 Martin EYRE	GBR		Cooper Bristol F2/T23/25	5						
31 43 Malcolm COOK	GBR		Cooper T43	9						
32 122 Peter HORSMAN	GBR		Lotus 18/21	12						


Pole Position	J. FAIRLEY		
Fastest Lap	Lap 10 Jon FAIRLEY	2:09.424	161.1 Kph

Published at:

Track Status: **DRY**

Stewards:	Timekeeper:





HGPCA-Historic Gran Prix Cars Association

63 Coppa Intereuropa Storica

Race 2

Final Classification by Group


Nr. Driver	Nat	Team	Car	Laps	Total Time	Gap	Kph	Best Lap			
								Lap	Time	Kph	
F											
1	22	Hart STEVE	GBR	Maserati 250F CM7	12	27:34.645	151.2	6	2:14.749	154.8	
2	31	Guillermo FIERRO	RSEA	Maserati 250F 2523	12	27:40.500	+5.855	150.7	5	2:14.804	154.7
3	2	Rod JOLLEY	GBR	Lister Jaguar Monza GP	12	27:41.117	+6.472	150.7	6	2:14.908	154.6
4	30	Julian BRONSON	GBR	Scarab Offenhauser	12	27:57.786	+23.141	149.2	10	2:14.279	155.3
5	77	Geraint OWEN	GBR	Kurtis 500C	12	28:18.753	+44.108	147.3	5	2:16.781	152.5
6	248	Klaus LEHR	DEU	Maserati 250F CM5	11	26:38.750		143.5	8	2:21.445	147.4
7	36	Heinz BACHMANN	CHE	ERA R9B	11	26:39.488	1 Laps	143.4	9	2:21.060	147.8
8	21	Ian NUTHALL	GBR	Alta F2	11	26:54.881	1 Laps	142.1	6	2:23.099	145.7
9	4	Steve RUSSELL	GBR	Cooper Bristol Mk II	11	27:02.478	1 Laps	141.4	6	2:24.595	144.2
10	33	Chris PHILLIPS	GBR	Cooper Bristol Mk II	11	27:17.811	1 Laps	140.1	6	2:26.028	142.8
11	17	Marc VALVEKENS	BEL	Gordini 16	11	28:15.175	1 Laps	135.3	10	2:25.994	142.8
12	44	Stephan RETTENMAIER	DEU	Oscia Tip G 4500	10	27:59.894	2 Laps	124.1	8	2:39.095	131.1
13	19	Paul GRANT	BEL	Cooper Bristol Mk II	7	17:10.705	5 Laps	141.6	7	2:23.197	145.6
14	5	Tony SMITH	GBR	Ferrari Dino	6	14:45.467	6 Laps	141.3	5	2:14.902	154.6
15	6	Martin EYRE	GBR	Cooper Bristol F2/T23/25							
R											
1	11	Jon FAIRLEY	GBR	Brabham BT11/19	12	26:23.845		158.0	10	2:09.424	161.1
2	14	Andrew BEAUMONT	GBR	Lotus 24	12	27:16.162	+52.317	153.0	10	2:13.511	156.2
3	71	Alan BAILLIE	GBR	Cooper T71/73	12	27:22.141	+58.296	152.4	10	2:12.292	157.6
4	47	Brian JOLLIFFE	GBR	Cooper T45	12	28:41.046	+2'17.201	145.4	11	2:20.371	148.6
5	37	Eddy PERK	NED	Heron F1	12	28:49.596	+2'25.751	144.7	2	2:19.840	149.1
6	53	Scotty TAYLOR	NZL	Cooper T53	11	26:36.036	1 Laps	143.7	5	2:20.262	148.7
7	125	Albert STREMINSKI	DEU	Emeryson F1	11	27:03.020	1 Laps	141.3	4	2:24.154	144.7
8	32	Guy PLANTE	GBR	Cooper T45	11	27:35.067	1 Laps	138.6	9	2:23.817	145.0
9	34	John BUSSEY	GBR	Cooper T43	11	28:15.664	1 Laps	135.3	10	2:28.202	140.7
10	9	John ROMANO	USA	Brabham BT11	11	28:16.829	1 Laps	135.2	10	2:25.698	143.1
11	7	Thierry CHANOINE	FRA	Cooper T51	11	28:20.858	1 Laps	134.9	9	2:27.877	141.0
12	10	Francesco BALDANZA	CHE	Lola Mk 3	11	28:21.476	1 Laps	134.8	9	2:27.410	141.5
13	41	Brian MAILE	GBR	Cooper T41	10	27:08.829	2 Laps	128.0	10	2:38.746	131.4
14	3	Barry CANNELL	GBR	Cooper T51	6	13:59.488	6 Laps	149.1	5	2:13.817	155.8
15	66	Sid HOOLE	GBR	Cooper T66 F1	6	14:00.801	6 Laps	148.8	4	2:13.132	156.6
16	43	Malcolm COOK	GBR	Cooper T43							
17	122	Peter HORSMAN	GBR	Lotus 18/21							

Published at:

Track Status: **DRY**

Stewards:	Timekeeper:
-----------	-------------





HGPCA-Historic Gran Prix Cars Association

63 Coppa Intereuropa Storica

Race 2

Final Classification by Class

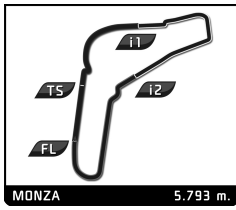
Nr. Driver	Nat	Team	Car	Laps	Total Time	Gap	Kph	Best Lap			
								Lap	Time	Kph	
10											
1	71	Alan BAILLIE	GBR	Cooper T71/73	12	27:22.141		152.4	10	2:12.292	157.6
2	37	Eddy PERK	NED	Heron F1	12	28:49.596	+1'27.455	144.7	2	2:19.840	149.1
3	10	Francesco BALDANZA	CHE	Lola Mk 3	11	28:21.476	1 Laps	134.8	9	2:27.410	141.5
11											
1	14	Andrew BEAUMONT	GBR	Lotus 24	12	27:16.162		153.0	10	2:13.511	156.2
2	9	John ROMANO	USA	Brabham BT11	11	28:16.829	1 Laps	135.2	10	2:25.698	143.1
3	66	Sid HOOLE	GBR	Cooper T66 F1	6	14:00.801	6 Laps	148.8	4	2:13.132	156.6
12											
1	11	Jon FAIRLEY	GBR	Brabham BT11/19	12	26:23.845		158.0	10	2:09.424	161.1
2	53	Scotty TAYLOR	NZL	Cooper T53	11	26:36.036	1 Laps	143.7	5	2:20.262	148.7
3	122	Peter HORSMAN	GBR	Lotus 18/21							
2											
1	44	Stephan RETTENMAIER	DEU	Osca Tip G 4500	10	27:59.894		124.1	8	2:39.095	131.1
3											
1	36	Heinz BACHMANN	CHE	ERA R9B	11	26:39.488		143.4	9	2:21.060	147.8
5											
1	21	Ian NUTHALL	GBR	Alfa F2	11	26:54.881		142.1	6	2:23.099	145.7
2	4	Steve RUSSELL	GBR	Cooper Bristol Mk II	11	27:02.478	+7.597	141.4	6	2:24.595	144.2
3	33	Chris PHILLIPS	GBR	Cooper Bristol Mk II	11	27:17.811	+22.930	140.1	6	2:26.028	142.8
4	19	Paul GRANT	BEL	Cooper Bristol Mk II	7	17:10.705	4 Laps	141.6	7	2:23.197	145.6
5	6	Martin EYRE	GBR	Cooper Bristol F2/T23/25							
6											
1	22	Hart STEVE	GBR	Maserati 250F CM7	12	27:34.645		151.2	6	2:14.749	154.8
2	31	Guillermo FIERRO	RSEA	Maserati 250F 2523	12	27:40.500	+5.855	150.7	5	2:14.804	154.7
3	248	Klaus LEHR	DEU	Maserati 250F CM5	11	26:38.750	1 Laps	143.5	8	2:21.445	147.4
4	17	Marc VALVEKENS	BEL	Gordini 16	11	28:15.175	1 Laps	135.3	10	2:25.994	142.8
7a											
1	5	Tony SMITH	GBR	Ferrari Dino	6	14:45.467		141.3	5	2:14.902	154.6
7b											
1	7	Thierry CHANOINE	FRA	Cooper T51	11	28:20.858		134.9	9	2:27.877	141.0
2	3	Barry CANNELL	GBR	Cooper T51	6	13:59.488	5 Laps	149.1	5	2:13.817	155.8
7c											
1	125	Albert STREMINSKI	DEU	Emeryson F1	11	27:03.020		141.3	4	2:24.154	144.7
2	34	John BUSSEY	GBR	Cooper T43	11	28:15.664	+1'12.644	135.3	10	2:28.202	140.7
3	41	Brian MAILE	GBR	Cooper T41	10	27:08.829	1 Laps	128.0	10	2:38.746	131.4
8											
1	2	Rod JOLLEY	GBR	Lister Jaguar Monza GP	12	27:41.117		150.7	6	2:14.908	154.6
2	30	Julian BRONSON	GBR	Scarab Offenhauser	12	27:57.786	+16.669	149.2	10	2:14.279	155.3
3	77	Geraint OWEN	GBR	Kurtis 500C	12	28:18.753	+37.636	147.3	5	2:16.781	152.5
9											
1	47	Brian JOLLIFFE	GBR	Cooper T45	12	28:41.046		145.4	11	2:20.371	148.6
2	32	Guy PLANTE	GBR	Cooper T45	11	27:35.067	1 Laps	138.6	9	2:23.817	145.0
3	43	Malcolm COOK	GBR	Cooper T43							

Published at:

Track Status: **DRY**

Stewards:	Timekeeper:
-----------	-------------





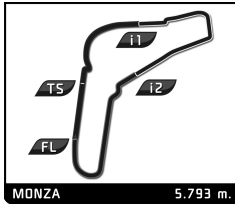
HGPCA-Historic Gran Prix Cars Association
63 Coppa Intereuropa Storica
Race 2

Lap Chart

LAP

Nr	Pos	Grid	1	2	3	4	5	6	7	8	9	10	11	12
11	1	11	11	11	11	11	11	11	11	11	11	11	11	11
14	2	14	14	14	14	14	14	14	14	14	14	14	14	14
30	3	30	30	30	30	30	30	30	30	30	30	30	30	71
5	4	5	31	31	2	2	2	2	2	2	71	71	71	22
71	5	71	5	2	31	5	5	31	31	71	2	2	2	31
31	6	31	47	5	5	31	31	22	71	31	22	22	22	2
22	7	22	2	22	22	22	22	71	22	22	31	31	31	30
2	8	2	22	37	71	71	71	3	77	77	77	77	77	77
37	9	37	37	71	3	66	3	66	37	37	47	47	47	47
47	10	47	71	47	66	3	66	77	47	47	37	37	37	37
53	11	53	19	3	37	37	77	37	248	248	248	53	53	
36	12	36	53	66	47	77	37	47	53	36	36	248	248	
19	13	19	3	77	77	47	47	53	36	53	53	36	36	
21	14	21	248	53	53	53	53	248	19	21	21	21	21	
4	15	4	4	248	248	248	248	5	21	4	4	4	4	
33	16	33	66	19	19	19	19	36	4	125	125	125	125	
125	17	125	21	21	21	21	36	19	125	33	33	33	33	
10	18	10	33	4	4	36	21	21	33	9	9	9	32	
34	19	34	125	33	36	4	4	4	9	32	32	32	17	
9	20	9	36	36	125	125	125	125	32	17	34	34	34	
7	21	7	77	125	33	33	33	33	17	34	17	17	9	
17	22	17	9	9	9	9	9	9	34	7	7	7	7	
41	23	41	32	32	32	32	32	32	7	10	10	10	10	
248	24	248	10	17	17	17	17	17	10	41	41	41		
44	25	44	17	34	34	34	34	34	41	44	44	44		
122	26	122	34	10	10	10	10	10	44					
66	27	66	41	7	7	7	7	7						
6	28	6	7	41	41	41	41	41						
32	29	32	44	44	44	44	44	44						
43	30	43												
3	31	3												
77	32	77												





HGPCA-Historic Gran Prix Cars Association


63 Coppa Intereuropa Storica

Race 2

Best Sector Times

SECTOR 1			SECTOR 2		SECTOR 3		Pos	Driver	Ideal Lap	Best Lap
Pos	Driver	Time	Driver	Time	Driver	Time				
1	11 J.FAIRLEY	39.851	11 J.FAIRLEY	43.787	11 J.FAIRLEY	44.855	1	11 J.FAIRLEY	2:08.493	2:09.424 (1)
2	66 S.HOOLE	41.259	71 A.BAILLIE	44.614	14 A.BEAUMONT	45.840	2	71 A.BAILLIE	2:12.086	2:12.292 (2)
3	3 B.CANNELL	41.340	66 S.HOOLE	45.025	71 A.BAILLIE	45.980	3	66 S.HOOLE	2:12.356	2:13.132 (3)
4	22 H.STEVE	41.358	122 P.HORSMAN	45.171	66 S.HOOLE	46.072	4	3 B.CANNELL	2:12.656	2:13.817 (5)
5	5 T.SMITH	41.480	3 B.CANNELL	45.203	3 B.CANNELL	46.113	5	14 A.BEAUMONT	2:12.974	2:13.511 (4)
6	71 A.BAILLIE	41.492	14 A.BEAUMONT	45.356	30 J.BRONSON	46.297	6	22 H.STEVE	2:13.902	2:14.749 (7)
7	2 R.JOLLEY	41.595	5 T.SMITH	45.776	22 H.STEVE	46.597	7	30 J.BRONSON	2:13.911	2:14.279 (6)
8	31 G.FIERRO	41.682	30 J.BRONSON	45.780	2 R.JOLLEY	46.848	8	31 G.FIERRO	2:14.354	2:14.804 (8)
9	14 A.BEAUMONT	41.778	31 G.FIERRO	45.783	31 G.FIERRO	46.889	9	5 T.SMITH	2:14.659	2:14.902 (9)
10	30 J.BRONSON	41.834	22 H.STEVE	45.947	77 G.OWEN	46.913	10	2 R.JOLLEY	2:14.799	2:14.908 (10)
11	77 G.OWEN	42.388	2 R.JOLLEY	46.356	5 T.SMITH	47.403	11	77 G.OWEN	2:16.254	2:16.781 (11)
12	37 E.PERK	42.800	77 G.OWEN	46.953	37 E.PERK	47.801	12	37 E.PERK	2:17.958	2:19.840 (12)
13	53 S.TAYLOR	42.929	53 S.TAYLOR	46.975	248 K.LEHR	49.204	13	53 S.TAYLOR	2:19.190	2:20.262 (13)
14	36 H.BACHMANN	43.012	47 B.JOLLIFFE	47.292	21 I.NUTHALL	49.237	14	47 B.JOLLIFFE	2:19.926	2:20.371 (14)
15	47 B.JOLLIFFE	43.394	37 E.PERK	47.357	47 B.JOLLIFFE	49.240	15	36 H.BACHMANN	2:20.880	2:21.060 (15)
16	248 K.LEHR	43.833	248 K.LEHR	47.917	53 S.TAYLOR	49.286	16	248 K.LEHR	2:20.954	2:21.445 (16)
17	125 A.STREMINSKI	44.963	19 P.GRANT	47.928	19 P.GRANT	49.545	17	21 I.NUTHALL	2:22.411	2:23.099 (17)
18	21 I.NUTHALL	44.964	21 I.NUTHALL	48.210	36 H.BACHMANN	49.631	18	19 P.GRANT	2:22.764	2:23.197 (18)
19	9 J.ROMANO	45.098	36 H.BACHMANN	48.237	32 G.PLANTE	49.915	19	125 A.STREMINSKI	2:23.354	2:24.154 (20)
20	19 P.GRANT	45.291	32 G.PLANTE	48.289	125 A.STREMINSKI	50.044	20	32 G.PLANTE	2:23.817	2:23.817 (19)
21	4 S.RUSSELL	45.315	125 A.STREMINSKI	48.347	4 S.RUSSELL	50.238	21	4 S.RUSSELL	2:24.327	2:24.595 (21)
22	32 G.PLANTE	45.613	4 S.RUSSELL	48.774	17 M.VALVEKENS	50.317	22	9 J.ROMANO	2:25.046	2:25.698 (22)
23	17 M.VALVEKENS	45.807	33 C.PHILLIPS	48.968	9 J.ROMANO	50.541	23	33 C.PHILLIPS	2:25.587	2:26.028 (24)
24	10 F.BALDANZA	45.996	9 J.ROMANO	49.407	33 C.PHILLIPS	50.562	24	17 M.VALVEKENS	2:25.994	2:25.994 (23)
25	33 C.PHILLIPS	46.057	7 T.CHANOINE	49.483	34 J.BUSSEY	50.751	25	10 F.BALDANZA	2:26.819	2:27.410 (25)
26	7 T.CHANOINE	46.212	10 F.BALDANZA	49.814	10 F.BALDANZA	51.009	26	7 T.CHANOINE	2:27.545	2:27.877 (26)
27	34 J.BUSSEY	46.872	17 M.VALVEKENS	49.870	7 T.CHANOINE	51.850	27	34 J.BUSSEY	2:27.804	2:28.202 (27)
28	41 B.MAILE	49.123	34 J.BUSSEY	50.181	44 S.RETTENMAIER	54.947	28	41 B.MAILE	2:38.342	2:38.746 (28)
29	44 S.RETTENMAIER	50.502	44 S.RETTENMAIER	53.646	41 B.MAILE	55.140	29	44 S.RETTENMAIER	2:39.095	2:39.095 (29)





HGPCA-Historic Gran Prix Cars Association

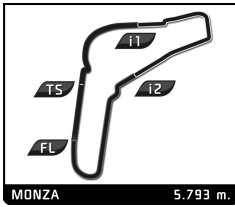
63 Coppa Intereuropa Storica

Race 2

Best Top Speeds

Driver	Team		Top 1		Top 2		Top 3		Top 4		Top 5		Avg
			Kph	Lap	Kph	Lap	Kph	Lap	Kph	Lap	Kph	Lap	
71 Alan BAILLIE		10	222.8	4	220.1	11	219.2	5	217.0	10	211.9	7	218,2
14 Andrew BEAUMONT		11	214.4	6	211.5	7	211.1	11	211.1	5	208.3	8	211,3
11 Jon FAIRLEY		12	214.4	12	210.3	10	207.1	9	206.3	4	205.9	8	208,8
5 Tony SMITH		7a	204.7	5	190.4	4	185.5	3	180.6	2	176.2	6	187,5
22 Hart STEVE		6	204.4	5	193.5	3	191.4	10	191.1	8	190.4	12	194,2
21 Ian NUTHALL		5	203.2	7	197.3	9	197.0	5	193.8	4	188.1	6	195,9
37 Eddy PERK		10	203.2	3	175.4	10	174.5	8	172.8	2	171.2	7	179,4
47 Brian JOLLIFFE		9	203.2	11	197.7	8	195.9	6	193.8	12	192.1	9	196,5
31 Guillermo FIERRO		6	199.9	5	196.6	10	194.5	6	190.7	7	189.1	11	194,2
3 Barry CANNELL		7b	197.0	6	190.7	5	183.6	4	183.3	2	180.0	3	186,9
19 Paul GRANT		5	196.6	7	187.4	5	182.4	6	179.1	3	173.4	4	183,8
53 Scotty TAYLOR		12	193.5	2	189.1	6	187.4	10	179.4	5	168.3	11	183,5
125 Albert STREMINSKI		7c	193.5	9	184.0	11	181.2	5	180.9	6	179.4	7	183,8
32 Guy PLANTE		9	192.8	11	189.1	7	180.9	10	173.7	9	171.5	8	181,6
66 Sid HOOLE		11	192.8	5	184.6	6	179.4	2	176.8	4	174.8	3	181,7
2 Rod JOLLEY		8	191.4	8	190.4	10	184.0	6	183.3	5	181.8	7	186,2
248 Klaus LEHR		6	189.4	10	175.6	6	172.6	9	171.5	8	169.6	5	175,7
9 John ROMANO		11	189.1	7	180.0	10	174.5	11	171.2	4	170.4	5	177,0
4 Steve RUSSELL		5	187.4	5	183.3	6	180.9	3	178.5	9	176.5	7	181,3
77 Geraint OWEN		8	181.2	8	177.9	3	174.5	7	168.8	12	168.6	5	174,2
36 Heinz BACHMANN		3	180.9	7	177.1	5	176.8	6	161.8	9	160.6	11	171,4
7 Thierry CHANOINE		7b	177.9	9	176.5	11	164.7	10	160.1	7	153.3	3	166,5
33 Chris PHILLIPS		5	177.4	5	174.8	11	171.8	4	170.7	2	170.7	8	173,1
30 Julian BRONSON		8	177.1	10	175.9	12	174.5	11	174.2	9	171.8	4	174,7
34 John BUSSEY		7c	175.9	10	168.6	7	162.5	8	162.0	5	161.1	9	166,0
41 Brian MAILE		7c	174.0	7	170.1	8	165.5	9	163.0	6	161.5	4	166,8
10 Francesco BALDANZA		10	167.0	11	163.2	9	160.4	8	156.4	10	154.0	4	160,2
17 Marc VALVEKENS		6	160.6	7	153.8	10	152.9	8	152.1	6	151.6	5	154,2
44 Stephan RETTENMAIER		2	138.1	5	135.9	9	134.4	10	133.1	8	131.3	7	134,6
122 Peter HORSMAN		12											
43 Malcolm COOK		9											
6 Martin EYRE		5											





HGPCA-Historic Gran Prix Cars Association


63 Coppa Intereuropa Storica

Race 2

Leader Sequence

Nr	Driver	Team	Car	Start	End	Laps	Total Laps
10							
37	Eddy PERK		Heron F1	1	2	2	2
71	Alan BAILLIE		Cooper T71/73	3	12	10	10
11							
14	Andrew BEAUMONT		Lotus 24	1	12	12	12
12							
11	Jon FAIRLEY		Brabham BT11/19	1	12	12	12
2							
44	Stephan RETTENMAIER		Osca Tip G 4500	1	10	10	10
3							
36	Heinz BACHMANN		ERA R9B	1	11	11	11
5							
19	Paul GRANT		Cooper Bristol Mk II	1	7	7	7
21	Ian NUTHALL		Alfa F2	8	11	4	4
6							
31	Guillermo FIERRO		Maserati 250F 2523	1	8	8	8
22	Hart STEVE		Maserati 250F CM7	9	12	4	4
7a							
5	Tony SMITH		Ferrari Dino	1	6	6	6
7b							
3	Barry CANNELL		Cooper T51	1	6	6	6
7	Thierry CHANOINE		Cooper T51	7	11	5	5
7c							
125	Albert STREMSKI		Emeryson F1	1	11	11	11
8							
30	Julian BRONSON		Scarab Offenhauser	1	11	11	11
2	Rod JOLLEY		Lister Jaguar Monza GP	12	12	1	1
9							
47	Brian JOLLIFFE		Cooper T45	1	12	12	12





HGPCA-Historic Gran Prix Cars Association


63 Coppa Intereuropa Storica

Race 2

Fastest Lap Sequence

Practice Time	Driver	Team	Car	Class	Time	Kph	Lap
4:37.279	11 Jon FAIRLEY		Brabham BT11/19	12	2:15.530	153.9	2
6:51.598	11 Jon FAIRLEY		Brabham BT11/19	12	2:14.319	155.3	3
9:02.746	11 Jon FAIRLEY		Brabham BT11/19	12	2:11.148	159.0	4
11:13.589	11 Jon FAIRLEY		Brabham BT11/19	12	2:10.843	159.4	5
13:23.858	11 Jon FAIRLEY		Brabham BT11/19	12	2:10.269	160.1	6
15:33.568	11 Jon FAIRLEY		Brabham BT11/19	12	2:09.710	160.8	7
22:03.207	11 Jon FAIRLEY		Brabham BT11/19	12	2:09.424	161.1	10





HGPCA-Historic Gran Prix Cars Association

63 Coppa Intereuropa Storica

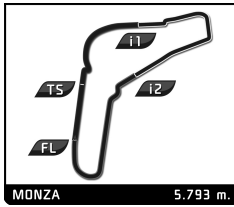
Race 2

Analysis by lap

Lapped

Nr	Lap Time	Gap	Nr	Lap Time	Gap	Nr	Lap Time	Gap	Nr	Lap Time	Gap	Nr	Lap Time	Gap
Lap 1			34	2:37.609	59.157	4	2:26.514	1:00.899	53	2:23.209	1:15.299	248	2:21.445	1:45.391
11	2:21.749		10	2:38.680	59.415	125	2:24.154	1:01.308	248	2:23.312	1:19.229	36	2:22.925	1:48.100
14	2:26.257	4.508	7	2:37.729	1:03.258	33	2:26.421	1:04.110	5	3:05.579	1:21.609	53	2:23.760	1:48.535
30	2:28.569	6.820	41	2:40.402	1:04.720	9	2:28.789	1:17.490	36	2:22.088	1:23.039	21	2:24.518	1:53.175
31	2:31.271	9.522	44	2:50.972	1:28.552	32	2:28.102	1:23.508	19	2:24.274	1:23.650	4	2:26.165	2:01.446
5	2:31.570	9.821	Lap 3			17	2:31.778	1:36.993	21	2:23.099	1:24.901	125	2:28.041	2:03.598
47	2:32.613	10.864	11	2:14.319		34	2:31.287	1:38.301	4	2:24.595	1:29.535	Lap 9		
2	2:32.753	11.004	14	2:16.169	8.982	10	2:34.767	1:45.072	125	2:24.453	1:29.947	11	2:10.253	
22	2:33.863	12.114	30	2:16.443	12.079	7	2:34.361	1:49.095	33	2:26.028	1:35.705	33	2:28.369	1 Lap
37	2:36.929	15.180	2	2:16.246	15.873	41	2:39.203	1:58.385	9	2:27.291	1:50.554	44	2:43.249	2 Laps
71	2:37.327	15.578	31	2:17.375	16.725	Lap 5			32	2:27.550	1:58.232	9	2:28.698	1 Lap
19	2:39.933	18.184	5	2:16.347	17.189	11	2:10.843		Lap 7			32	2:27.356	1 Lap
53	2:41.180	19.431	22	2:16.178	17.504	14	2:13.992	15.381	11	2:09.710		14	2:13.891	35.278
3	2:41.798	20.049	71	2:16.406	22.376	30	2:16.999	22.334	17	2:33.277	1 Lap	30	2:14.863	43.451
248	2:42.005	20.256	3	2:17.214	25.379	2	2:15.113	25.014	34	2:34.721	1 Lap	71	2:15.499	49.064
4	2:42.230	20.481	66	2:16.635	25.434	5	2:14.902	26.299	10	2:34.308	1 Lap	2	2:17.158	49.308
66	2:42.375	20.626	37	2:21.331	26.502	31	2:14.804	26.571	7	2:29.589	1 Lap	17	2:31.652	1 Lap
21	2:42.612	20.863	47	2:23.092	29.467	22	2:16.369	28.731	14	2:15.244	25.649	34	2:31.879	1 Lap
33	2:44.097	22.348	77	2:18.896	33.083	44	2:48.862	1 Lap	30	2:14.861	32.125	22	2:15.521	53.341
125	2:46.414	24.665	53	2:23.858	40.049	71	2:14.994	30.957	2	2:16.180	36.123	31	2:15.927	53.633
36	2:46.822	25.073	248	2:24.893	41.266	3	2:13.817	31.250	31	2:15.865	38.937	7	2:30.352	1 Lap
77	2:46.913	25.164	19	2:24.935	42.368	66	2:14.860	31.435	71	2:14.289	39.492	10	2:29.796	1 Lap
9	2:50.681	28.932	21	2:26.190	45.315	77	2:16.781	45.953	22	2:18.951	42.452	77	2:19.325	1:25.147
32	2:53.624	31.875	4	2:26.391	45.533	37	2:21.094	49.428	41	2:42.728	1 Lap	47	2:22.104	1:43.964
10	2:58.014	36.265	36	2:24.277	46.733	47	2:23.410	54.134	77	2:17.898	1:03.503	37	2:29.651	1:45.287
17	2:58.033	36.284	125	2:25.197	48.302	53	2:20.262	1:02.359	37	2:22.984	1:14.485	41	2:45.474	1 Lap
34	2:58.827	37.078	33	2:28.583	48.837	248	2:22.583	1:06.186	47	2:23.637	1:20.391	248	2:22.993	1:58.131
41	3:01.597	39.848	9	2:30.409	59.849	19	2:24.142	1:09.645	248	2:24.389	1:33.908	36	2:21.060	1:58.907
7	3:02.808	41.059	32	2:30.176	1:06.554	36	2:22.614	1:11.220	53	2:29.148	1:34.737	53	2:20.786	1:59.068
44	3:14.859	53.110	17	2:35.756	1:16.363	21	2:24.396	1:12.071	36	2:21.808	1:35.137	21	2:25.261	2:08.183
Lap 2			34	2:33.324	1:18.162	4	2:25.153	1:15.209	19	2:23.197	1:37.137	Lap 10		
11	2:15.530		10	2:36.357	1:21.453	125	2:25.298	1:15.763	44	2:43.995	1 Lap	11	2:09.424	
14	2:18.154	7.132	7	2:36.943	1:25.882	33	2:26.679	1:19.946	21	2:23.428	1:38.619	4	2:25.490	1 Lap
30	2:18.665	9.955	41	2:39.929	1:30.330	9	2:26.885	1:33.532	4	2:25.418	1:45.243	125	2:24.370	1 Lap
31	2:19.677	13.669	44	2:48.759	2:02.992	32	2:28.286	1:40.951	125	2:25.282	1:45.519	33	2:27.541	1 Lap
2	2:18.472	13.946	Lap 4			17	2:29.334	1:55.484	33	2:26.628	1:52.623	44	2:39.095	2 Laps
5	2:20.870	15.161	11	2:11.148		34	2:29.066	1:56.524	Lap 8			9	2:26.899	1 Lap
22	2:19.061	15.645	14	2:14.398	12.232	10	2:30.804	2:05.033	11	2:09.962		32	2:23.817	1 Lap
37	2:19.840	19.490	30	2:15.247	16.178	Lap 6			9	2:30.042	1 Lap	14	2:13.511	39.365
71	2:20.241	20.289	2	2:16.019	20.744	11	2:10.269		32	2:27.510	1 Lap	30	2:14.279	48.306
47	2:25.360	20.694	5	2:16.199	22.240	7	2:32.887	1 Lap	17	2:29.329	1 Lap	71	2:12.292	51.932
3	2:17.965	22.484	31	2:17.033	22.610	41	2:39.927	1 Lap	34	2:29.682	1 Lap	2	2:17.087	56.971
66	2:18.022	23.118	22	2:16.849	23.205	14	2:15.003	20.115	14	2:15.953	31.640	22	2:15.863	59.780
77	2:18.872	28.506	71	2:15.578	26.806	30	2:14.909	26.974	30	2:16.678	38.841	31	2:18.707	1:02.916
53	2:26.609	30.510	66	2:13.132	27.418	2	2:14.908	29.653	7	2:31.161	1 Lap	34	2:30.564	1 Lap
248	2:25.966	30.692	3	2:14.045	28.276	31	2:16.480	32.782	2	2:16.242	42.403	17	2:36.054	1 Lap
19	2:29.098	31.752	37	2:23.823	39.177	22	2:14.749	33.211	10	2:34.133	1 Lap	7	2:27.877	1 Lap
21	2:28.111	33.444	77	2:18.080	40.015	71	2:14.225	34.913	71	2:14.288	43.818	10	2:27.410	1 Lap
4	2:28.510	33.461	47	2:23.248	41.567	3	2:14.649	35.630	31	2:18.984	47.959	77	2:20.313	1:36.036
33	2:27.755	34.573	53	2:24.039	52.940	66	2:15.777	36.943	22	2:15.583	48.073	47	2:21.483	1:56.023
36	2:27.232	36.775	248	2:24.328	54.446	77	2:19.631	55.315	77	2:22.534	1:16.075	37	2:20.625	1:56.488
125	2:28.289	37.424	19	2:25.126	56.346	37	2:22.052	1:01.211	41	2:41.363	1 Lap	Lap 11		
9	2:30.357	43.759	21	2:24.351	58.518	44	2:43.937	1 Lap	37	2:21.366	1:25.889	11	2:09.899	
32	2:34.352	50.697	36	2:23.864	59.449	47	2:22.599	1:06.464	47	2:21.684	1:32.113			
17	2:34.172	54.926												





HGPCA-Historic Gran Prix Cars Association

63 Coppa Intereuropa Storica

Race 2

Analysis by lap


 Lapped

Nr	Lap Time	Gap	Nr	Lap Time	Gap	Nr	Lap Time	Gap	Nr	Lap Time	Gap	Nr	Lap Time	Gap
53	2:22.053	1 Lap												
248	2:23.696	1 Lap												
36	2:24.365	1 Lap												
21	2:25.559	1 Lap												
41	2:39.460	2 Laps												
4	2:25.008	1 Lap												
125	2:24.675	1 Lap												
33	2:27.141	1 Lap												
14	2:17.014	46.480												
9	2:25.698	1 Lap												
30	2:15.850	54.257												
71	2:12.969	55.002												
32	2:29.098	1 Lap												
44	2:42.181	2 Laps												
2	2:18.588	1:05.660												
22	2:16.036	1:05.917												
31	2:15.263	1:08.280												
34	2:28.202	1 Lap												
17	2:25.994	1 Lap												
7	2:29.268	1 Lap												
10	2:29.461	1 Lap												
77	2:21.415	1:47.552												
47	2:20.371	2:06.495												
37	2:20.057	2:06.646												

Lap 12

11	2:10.739	
53	2:21.132	1 Lap
248	2:23.140	1 Lap
36	2:22.433	1 Lap
21	2:27.356	1 Lap
4	2:27.004	1 Lap
125	2:26.847	1 Lap
41	2:38.746	2 Laps
14	2:16.576	52.317
33	2:28.569	1 Lap
71	2:14.033	58.296
22	2:15.622	1:10.800
32	2:25.196	1 Lap
31	2:19.114	1:16.655
2	2:22.351	1:17.272
30	2:50.423	1:33.941
44	2:43.985	2 Laps
17	2:29.805	1 Lap
34	2:30.503	1 Lap
9	3:11.080	1 Lap
77	2:18.095	1:54.908
7	2:27.883	1 Lap
10	2:27.746	1 Lap
47	2:21.445	2:17.201
37	2:29.844	2:25.751





HGPCA-Historic Gran Prix Cars Association

63 Coppa Intereuropa Storica

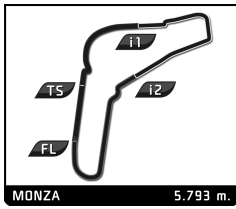
Race 2

Analysis

■ Personal Best
 ■ Session Best
 ■ Crossing the finish line in pit lane

Lap	Time	Sector 1	Sector 2	Sector 3	T. Spd	Elapsed	Lap	Time	Sector 1	Sector 2	Sector 3	T. Spd	Elapsed	
2 Rod JOLLEY GBR							Lister Jaguar Monza GP							
1	2:32.753	51.683	50.898	50.172	127.9	2:32.753	7	2:31.161	46.807	50.737	53.617	160.1	18:25.478	
2	2:18.472	43.179	47.327	47.966	163.0	4:51.225	8	2:30.352	47.155	50.848	52.349	152.1	20:55.830	
3	2:16.246	42.078	46.848	47.320	180.6	7:07.471	9	2:27.877	46.212	49.483	52.182	177.9	23:23.707	
4	2:16.019	42.366	46.661	46.992	181.5	9:23.490	10	2:29.268	46.234	50.523	52.511	164.7	25:52.975	
5	2:15.113	41.898	46.367	46.848	183.3	11:38.603	11	2:27.883	46.386	49.647	51.850	176.5	28:20.858	
6	2:14.908	41.595	46.356	46.957	184.0	13:53.511								
7	2:16.180	41.838	47.147	47.195	181.8	16:09.691								
8	2:16.242	42.097	46.421	47.724	191.4	18:25.933								
9	2:17.158	42.235	47.064	47.859	177.6	20:43.091								
10	2:17.087	42.020	47.034	48.033	190.4	23:00.178								
11	2:18.588	42.767	47.992	47.829	167.3	25:18.766								
12	2:22.351	46.991	47.712	47.648	169.6	27:41.117								
3 Barry CANNELL GBR							Cooper T51							
1	2:41.798	1:02.158	48.826	50.814	114.0	2:41.798								
2	2:17.965	43.928	46.452	47.585	183.3	4:59.763								
3	2:17.214	43.074	46.650	47.490	180.0	7:16.977								
4	2:14.045	42.063	45.869	46.113	183.6	9:31.022								
5	2:13.817	41.340	45.203	47.274	190.7	11:44.839								
6	2:14.649	42.156	45.414	47.079	197.0	13:59.488								
4 Steve RUSSELL GBR							Cooper Bristol Mk II							
1	2:42.230	58.136	51.802	52.292	108.0	2:42.230								
2	2:28.510	46.469	50.010	52.031	167.5	5:10.740								
3	2:26.391	45.641	49.782	50.968	180.9	7:37.131								
4	2:26.514	46.038	49.486	50.990	170.7	10:03.645								
5	2:25.153	45.315	49.456	50.382	187.4	12:28.798								
6	2:24.595	45.583	48.774	50.238	183.3	14:53.393								
7	2:25.418	45.866	49.144	50.408	176.5	17:18.811								
8	2:26.165	46.047	49.675	50.443	171.8	19:44.976								
9	2:25.490	45.667	49.372	50.451	178.5	22:10.466								
10	2:25.008	45.795	48.935	50.278	173.1	24:35.474								
11	2:27.004	45.810	50.096	51.098	168.8	27:02.478								
5 Tony SMITH GBR							Ferrari Dino							
1	2:31.570	50.824	49.682	51.064	130.5	2:31.570								
2	2:20.870	44.919	47.415	48.536	180.6	4:52.440								
3	2:16.347	42.102	46.756	47.489	185.5	7:08.787								
4	2:16.199	42.294	45.776	48.129	190.4	9:24.986								
5	2:14.902	41.480	46.019	47.403	204.7	11:39.888								
6	3:05.579	B	45.995	1:05.506	1:14.078	176.2	14:45.467							
7 Thierry CHANOINE FRA							Cooper T51							
1	3:02.808	1:09.037	56.238	57.533	86.1	3:02.808								
2	2:37.729	49.860	51.894	55.975	144.6	5:40.537								
3	2:36.943	48.146	53.445	55.352	153.3	8:17.480								
4	2:34.361	48.504	51.740	54.117	140.6	10:51.841								
5	2:32.887	48.132	51.172	53.583	147.9	13:24.728								
6	2:29.589	46.742	50.399	52.448	152.5	15:54.317								
9 John ROMANO USA							Brabham BT11							
1	2:50.681	1:04.814	51.963	53.904	105.0	2:50.681								
2	2:30.357	46.729	51.286	52.342	156.2	5:21.038								
3	2:30.409	46.631	51.189	52.589	167.0	7:51.447								
4	2:28.789	45.156	51.398	52.235	171.2	10:20.236								
5	2:26.885	45.649	50.067	51.169	170.4	12:47.121								
6	2:27.291	46.045	49.407	51.839	168.8	15:14.412								
7	2:30.042	47.605	50.668	51.769	189.1	17:44.454								
8	2:28.698	46.501	50.186	52.011	167.0	20:13.152								
9	2:26.899	46.171	49.563	51.165	166.2	22:40.051								
10	2:25.698	45.098	50.059	50.541	180.0	25:05.749								
11	3:11.080	1:28.369	51.823	50.888	174.5	28:16.829								
10 Francesco BALDANZA CHE							Lola Mk 3							
1	2:58.014	1:05.564	55.604	56.846	112.7	2:58.014								
2	2:38.680	49.986	53.552	55.142	146.7	5:36.694								
3	2:36.357	50.062	52.216	54.079	150.6	8:13.051								
4	2:34.767	49.437	51.859	53.471	154.0	10:47.818								
5	2:30.804	48.666	50.232	51.906	149.3	13:18.622								
6	2:34.308	49.783	51.463	53.062	152.1	15:52.930								
7	2:34.133	49.059	51.606	53.468	151.2	18:27.063								
8	2:29.796	47.794	50.993	51.009	160.4	20:56.859								
9	2:27.410	45.996	49.814	51.600	163.2	23:24.269								
10	2:29.461	47.106	49.914	52.441	156.4	25:53.730								
11	2:27.746	46.275	49.814	51.657	167.0	28:21.476								
11 Jon FAIRLEY GBR							Brabham BT11/19							
1	2:21.749	46.342	46.843	48.564	146.9	2:21.749								
2	2:15.530	41.835	45.821	47.874	191.7	4:37.279								
3	2:14.319	41.879	45.389	47.051	197.0	6:51.598								
4	2:11.148	40.243	44.805	46.100	206.3	9:02.746								
5	2:10.843	40.586	44.433	45.824	195.5	11:13.589								
6	2:10.269	40.331	44.253	45.685	200.6	13:23.858								
7	2:09.710	40.506	44.105	45.099	196.6	15:33.568								
8	2:09.962	40.451	43.808	45.703	205.9	17:43.530								
9	2:10.253	40.799	44.057	45.397	207.1	19:53.783								
10	2:09.424	40.390	44.179	44.855	210.3	22:03.207								
11	2:09.899	40.243	43.787	45.869	198.4	24:13.106								
12	2:10.739	39.851	45.454	45.434	214.4	26:23.845								
14 Andrew BEAUMONT GBR							Lotus 24							
1	2:26.257	48.059	49.191	49.007	146.7	2:26.257								
2	2:18.154	43.735	47.663	46.756	194.8	4:44.411								
3	2:16.169	42.368	47.156	46.645	201.3	7:00.580								
4	2:14.398	41.989	46.367	46.042	204.7	9:14.978								
5	2:13.992	41.882	45.878	46.232	211.1	11:28.970								





HGPCA-Historic Gran Prix Cars Association

63 Coppa Intereuropa Storica

Race 2

Analysis

■ Personal Best
 ■ Session Best
 ■ Crossing the finish line in pit lane

Lap	Time	Sector 1	Sector 2	Sector 3	T. Spd	Elapsed	Lap	Time	Sector 1	Sector 2	Sector 3	T. Spd	Elapsed
6	2:15.003	41.778	46.286	46.939	214.4	13:43.973	9	2:15.521	41.589	46.628	47.304	189.4	20:47.124
7	2:15.244	42.367	46.076	46.801	211.5	15:59.217	10	2:15.863	43.093	45.996	46.774	191.4	23:02.987
8	2:15.953	42.802	46.565	46.586	208.3	18:15.170	11	2:16.036	41.478	46.555	48.003	180.9	25:19.023
9	2:13.891	42.069	45.578	46.244	190.1	20:29.061	12	2:15.622	41.543	46.779	47.300	190.4	27:34.645
10	2:13.511	42.315	45.356	45.840	206.7	22:42.572							
11	2:17.014	42.720	47.554	46.740	211.1	24:59.586							
12	2:16.576	41.966	47.242	47.368	206.3	27:16.162							

17 Marc VALVEKENS BEL						
Gordini 16						
1	2:58.033	1:09.949	53.493	54.591	80.2	2:58.033
2	2:34.172	46.861	54.106	53.205	151.0	5:32.205
3	2:35.756	50.409	52.658	52.689	135.7	8:07.961
4	2:31.778	47.418	52.336	52.024	140.8	10:39.739
5	2:29.334	47.026	50.938	51.370	151.6	13:09.073
6	2:33.277	47.631	52.454	53.192	152.1	15:42.350
7	2:29.329	46.250	52.223	50.856	160.6	18:11.679
8	2:31.652	47.692	51.988	51.972	152.9	20:43.331
9	2:36.045	53.283	52.033	50.729	145.2	23:19.376
10	2:25.994	45.807	49.870	50.317	153.8	25:45.370
11	2:29.805	48.316	50.457	51.032	132.3	28:15.175

19 Paul GRANT BEL						
Cooper Bristol Mk II						
1	2:39.933	55.226	52.275	52.432	113.2	2:39.933
2	2:29.098	46.577	50.451	52.070	171.5	5:09.031
3	2:24.935	45.463	49.303	50.169	179.1	7:33.966
4	2:25.126	45.291	49.226	50.609	173.4	9:59.092
5	2:24.142	45.496	48.343	50.303	187.4	12:23.234
6	2:24.274	45.595	48.753	49.926	182.4	14:47.508
7	2:23.197	45.724	47.928	49.545	196.6	17:10.705

21 Ian NUTHALL GBR						
Alfa F2						
1	2:42.612	55.818	52.780	54.014	114.4	2:42.612
2	2:28.111	46.605	50.803	50.703	161.8	5:10.723
3	2:26.190	46.317	49.784	50.089	172.6	7:36.913
4	2:24.351	45.384	49.027	49.940	193.8	10:01.264
5	2:24.396	44.964	48.998	50.434	197.0	12:25.660
6	2:23.099	45.652	48.210	49.237	188.1	14:48.759
7	2:23.428	45.257	48.237	49.934	203.2	17:12.187
8	2:24.518	46.099	48.530	49.889	167.3	19:36.705
9	2:25.261	45.715	49.340	50.206	197.3	22:01.966
10	2:25.559	46.163	49.402	49.994	177.9	24:27.525
11	2:27.356	46.528	49.647	51.181	178.2	26:54.881

22 Hart STEVE GBR						
Maserati 250F CM7						
1	2:33.863	52.533	50.856	50.474	120.9	2:33.863
2	2:19.061	43.068	47.086	48.907	179.1	4:52.924
3	2:16.178	42.168	46.618	47.392	193.5	7:09.102
4	2:16.849	42.378	46.426	48.045	184.3	9:25.951
5	2:16.369	43.655	45.947	46.767	204.4	11:42.320
6	2:14.749	42.045	46.107	46.597	176.8	13:57.069
7	2:18.951	44.906	46.057	47.988	178.8	16:16.020
8	2:15.583	41.358	47.059	47.166	191.1	18:31.603

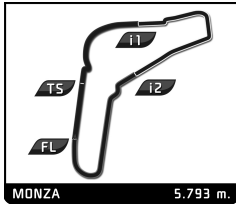
30 Julian BRONSON GBR						
Scarab Offenhauser						
1	2:28.569	49.934	49.297	49.338	125.4	2:28.569
2	2:18.665	44.237	46.433	47.995	146.1	4:47.234
3	2:16.443	43.138	46.238	47.067	159.4	7:03.677
4	2:15.247	41.947	46.041	47.259	171.8	9:18.924
5	2:16.999	42.083	45.935	48.981	166.0	11:35.923
6	2:14.909	42.200	45.838	46.871	169.9	13:50.832
7	2:14.861	42.263	45.946	46.652	171.2	16:05.693
8	2:16.678	41.996	46.191	48.491	171.2	18:22.371
9	2:14.863	41.834	46.078	46.951	174.2	20:37.234
10	2:14.279	42.202	45.780	46.297	177.1	22:51.513
11	2:15.850	42.087	46.824	46.939	174.5	25:07.363
12	2:50.423	48.289	53.868	1:08.266	175.9	27:57.786

31 Guillermo FIERRO RSEA						
Maserati 250F 2523						
1	2:31.271	50.971	49.850	50.450	128.1	2:31.271
2	2:19.677	44.050	47.225	48.402	171.8	4:50.948
3	2:17.375	43.132	46.638	47.605	177.1	7:08.323
4	2:17.033	42.223	46.280	48.530	187.4	9:25.356
5	2:14.804	41.756	45.783	47.265	199.9	11:40.160
6	2:16.480	42.431	46.237	47.812	194.5	13:56.640
7	2:15.865	42.436	46.130	47.299	190.7	16:12.505
8	2:18.984	43.357	48.179	47.448	182.4	18:31.489
9	2:15.927	42.532	46.506	46.889	173.4	20:47.416
10	2:18.707	42.813	47.857	48.037	196.6	23:06.123
11	2:15.263	41.682	46.234	47.347	189.1	25:21.386
12	2:19.114	44.791	46.782	47.541	173.1	27:40.500

32 Guy PLANTE GBR						
Cooper T45						
1	2:53.624	1:05.928	52.745	54.951	102.2	2:53.624
2	2:34.352	48.535	52.732	53.085	154.7	5:27.976
3	2:30.176	46.975	52.204	50.997	169.9	7:58.152
4	2:28.102	46.877	50.060	51.165	158.9	10:26.254
5	2:28.286	47.204	50.233	50.849	157.3	12:54.540
6	2:27.550	46.464	49.929	51.157	167.3	15:22.090
7	2:27.510	46.109	49.961	51.440	189.1	17:49.600
8	2:27.356	46.709	50.131	50.516	171.5	20:16.956
9	2:23.817	45.613	48.289	49.915	173.7	22:40.773
10	2:29.098	45.698	53.249	50.151	180.9	25:09.871
11	2:25.196	45.866	49.359	49.971	192.8	27:35.067

33 Chris PHILLIPS GBR						
Cooper Bristol Mk II						
1	2:44.097	59.041	51.821	53.235	105.7	2:44.097
2	2:27.755	46.304	50.208	51.243	170.7	5:11.852
3	2:28.583	46.267	50.077	52.239	165.0	7:40.435
4	2:26.421	46.199	49.371	50.851	171.8	10:06.856
5	2:26.679	46.057	49.550	51.072	177.4	12:33.535





HGPCA-Historic Gran Prix Cars Association

63 Coppa Intereuropa Storica

Race 2

Analysis

■ Personal Best
 ■ Session Best
 ■ Crossing the finish line in pit lane

Lap	Time	Sector 1	Sector 2	Sector 3	T. Spd	Elapsed	Lap	Time	Sector 1	Sector 2	Sector 3	T. Spd	Elapsed
6	2:26.028	46.124	49.342	50.562	168.3	14:59.563	5	2:39.927	50.077	54.212	55.638	158.3	13:41.058
7	2:26.628	46.930	48.968	50.730	163.5	17:26.191	6	2:42.728	50.493	55.031	57.204	163.0	16:23.786
8	2:28.369	46.584	50.280	51.505	170.7	19:54.560	7	2:41.363	49.813	55.195	56.355	174.0	19:05.149
9	2:27.541	46.668	49.595	51.278	163.0	22:22.101	8	2:45.474	49.395	1:00.513	55.566	170.1	21:50.623
10	2:27.141	46.988	49.386	50.767	159.6	24:49.242	9	2:39.460	49.681	54.141	55.638	165.5	24:30.083
11	2:28.569	46.449	49.936	52.184	174.8	27:17.811	10	2:38.746	49.123	54.483	55.140	156.0	27:08.829

34 John BUSSEY		GBR				
		Cooper T43				
1	2:58.827	1:09.196	54.341	55.290	83.8	2:58.827
2	2:37.609	49.931	53.512	54.166	148.3	5:36.436
3	2:33.324	48.144	52.264	52.916	155.3	8:09.760
4	2:31.287	48.316	51.254	51.717	159.6	10:41.047
5	2:29.066	47.366	50.553	51.147	162.0	13:10.113
6	2:34.721	48.356	53.060	53.305	155.3	15:44.834
7	2:29.682	47.884	50.598	51.200	168.6	18:14.516
8	2:31.879	47.696	51.753	52.430	162.5	20:46.395
9	2:30.564	48.600	50.402	51.562	161.1	23:16.959
10	2:28.202	46.872	50.181	51.149	175.9	25:45.161
11	2:30.503	49.154	50.598	50.751	136.1	28:15.664

36 Heinz BACHMANN		CHE				
		ERA R9B				
1	2:46.822	59.431	53.547	53.844	102.3	2:46.822
2	2:27.232	44.635	51.028	51.569	154.4	5:14.054
3	2:24.277	43.968	49.366	50.943	158.0	7:38.331
4	2:23.864	44.480	48.431	50.953	158.3	10:02.195
5	2:22.614	43.702	49.171	49.741	177.1	12:24.809
6	2:22.088	43.649	48.237	50.202	176.8	14:46.897
7	2:21.808	43.533	48.340	49.935	180.9	17:08.705
8	2:22.925	44.727	48.567	49.631	152.5	19:31.630
9	2:21.060	43.012	48.341	49.707	161.8	21:52.690
10	2:24.365	44.808	49.183	50.374	159.2	24:17.055
11	2:22.433	43.585	48.785	50.063	160.6	26:39.488

37 Eddy PERK		NED				
		Heron F1				
1	2:36.929	54.544	50.914	51.471	111.7	2:36.929
2	2:19.840	44.619	47.357	47.864	172.8	4:56.769
3	2:21.331	42.800	47.595	50.936	203.2	7:18.100
4	2:23.823	44.304	50.240	49.279	161.3	9:41.923
5	2:21.094	44.738	47.848	48.508	161.8	12:03.017
6	2:22.052	44.361	47.787	49.904	170.4	14:25.069
7	2:22.984	44.137	49.018	49.829	171.2	16:48.053
8	2:21.366	44.290	47.807	49.269	174.5	19:09.419
9	2:29.651	45.590	56.260	47.801	154.2	21:39.070
10	2:20.625	43.793	47.811	49.021	175.4	23:59.695
11	2:20.057	44.048	47.507	48.502	168.0	26:19.752
12	2:29.844	44.940	54.872	50.032	154.9	28:49.596

41 Brian MAILE		GBR				
		Cooper T41				
1	3:01.597	1:08.065	56.137	57.395	95.1	3:01.597
2	2:40.402	49.957	54.079	56.366	158.5	5:41.999
3	2:39.929	49.957	54.781	55.191	157.3	8:21.928
4	2:39.203	49.638	54.313	55.252	161.5	11:01.131

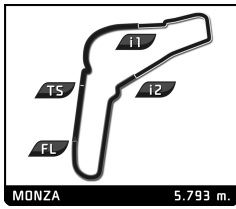
44 Stephan RETTENMAIER		DEU				
		Osca Tip G 4500				
1	3:14.859	1:14.372	58.045	1:02.442	77.9	3:14.859
2	2:50.972	53.423	57.305	1:00.244	125.8	6:05.831
3	2:48.759	52.753	56.603	59.403	127.6	8:54.590
4	2:48.862	52.646	57.019	59.197	129.7	11:43.452
5	2:43.937	51.216	55.521	57.200	138.1	14:27.389
6	2:43.995	50.929	54.982	58.084	129.4	17:11.384
7	2:43.249	51.255	55.683	56.311	131.3	19:54.633
8	2:39.095	50.502	53.646	54.947	133.1	22:33.728
9	2:42.181	50.753	55.707	55.721	135.9	25:15.909
10	2:43.985	54.185	53.766	56.034	134.4	27:59.894

47 Brian JOLLIFFE		GBR				
		Cooper T45				
1	2:32.613	51.334	49.968	51.311	121.9	2:32.613
2	2:25.360	45.872	49.537	49.951	172.6	4:57.973
3	2:23.092	44.271	48.090	50.731	187.8	7:21.065
4	2:23.248	44.168	48.695	50.385	185.5	9:44.313
5	2:23.410	43.772	50.046	49.592	179.7	12:07.723
6	2:22.599	44.519	48.557	49.523	195.9	14:30.322
7	2:23.637	44.170	49.524	49.943	189.1	16:53.959
8	2:21.684	44.350	48.094	49.240	197.7	19:15.643
9	2:22.104	43.394	48.524	50.186	192.1	21:37.747
10	2:21.483	44.392	47.759	49.332	181.2	23:59.230
11	2:20.371	43.527	47.292	49.552	203.2	26:19.601
12	2:21.445	43.678	47.941	49.826	193.8	28:41.046

53 Scotty TAYLOR		NZL				
		Cooper T53				
1	2:41.180	57.825	50.638	52.717	112.1	2:41.180
2	2:26.609	44.309	49.758	52.542	193.5	5:07.789
3	2:23.858	43.704	48.762	51.392	168.0	7:31.647
4	2:24.039	44.979	47.856	51.204	159.2	9:55.686
5	2:20.262	42.929	47.318	50.015	179.4	12:15.948
6	2:23.209	43.097	49.198	50.914	189.1	14:39.157
7	2:29.148	45.388	49.891	53.869	148.1	17:08.305
8	2:23.760	46.622	47.711	49.427	157.1	19:32.065
9	2:20.786	43.842	47.658	49.286	154.9	21:52.851
10	2:22.053	44.044	48.514	49.495	187.4	24:14.904
11	2:21.132	43.530	46.975	50.627	168.3	26:36.036

66 Sid HOOLE		GBR				
		Cooper T66 F1				
1	2:42.375	1:04.912	47.759	49.704	92.0	2:42.375
2	2:18.022	43.438	47.468	47.116	179.4	5:00.397
3	2:16.635	42.149	45.930	48.556	174.8	7:17.032
4	2:13.132	42.035	45.025	46.072	176.8	9:30.164
5	2:14.860	41.259	46.345	47.256	192.8	11:45.024





HGPCA-Historic Gran Prix Cars Association

63 Coppa Intereuropa Storica

Race 2

Analysis

■ Personal Best
 ■ Session Best
 ■ Crossing the finish line in pit lane

Lap	Time	Sector 1	Sector 2	Sector 3	T. Spd	Elapsed	Lap	Time	Sector 1	Sector 2	Sector 3	T. Spd	Elapsed
6	2:15.777	42.035	47.158	46.584	184.6	14:00.801	9	2:22.993	44.847	48.091	50.055	172.6	21:51.914
							10	2:23.696	44.253	48.917	50.526	189.4	24:15.610
							11	2:23.140	43.833	49.363	49.944	166.7	26:38.750

71 Alan BAILLIE GBR Cooper T71/73						
1	2:37.327	57.656	48.884	50.787	110.6	2:37.327
2	2:20.241	45.072	46.837	48.332	175.6	4:57.568
3	2:16.406	42.003	46.510	47.893	207.1	7:13.974
4	2:15.578	41.983	46.219	47.376	222.8	9:29.552
5	2:14.994	41.659	46.056	47.279	219.2	11:44.546
6	2:14.225	42.181	45.506	46.538	202.1	13:58.771
7	2:14.289	42.561	45.383	46.345	211.9	16:13.060
8	2:14.288	42.379	45.596	46.313	201.0	18:27.348
9	2:15.499	42.468	45.582	47.449	194.1	20:42.847
10	2:12.292	41.681	44.631	45.980	217.0	22:55.139
11	2:12.969	41.492	44.614	46.863	220.1	25:08.108
12	2:14.033	42.011	45.665	46.357	204.0	27:22.141

77 Geraint OWEN GBR Kurtis 500C						
1	2:46.913	1:07.848	48.942	50.123	81.8	2:46.913
2	2:18.872	43.320	47.603	47.949	156.7	5:05.785
3	2:18.896	42.606	48.615	47.675	177.9	7:24.681
4	2:18.080	43.179	47.114	47.787	163.5	9:42.761
5	2:16.781	42.915	46.953	46.913	168.6	11:59.542
6	2:19.631	42.928	47.814	48.889	165.5	14:19.173
7	2:17.898	42.388	47.553	47.957	174.5	16:37.071
8	2:22.534	45.469	48.595	48.470	181.2	18:59.605
9	2:19.325	43.072	47.687	48.566	167.0	21:18.930
10	2:20.313	43.812	47.728	48.773	157.3	23:39.243
11	2:21.415	43.740	48.209	49.466	152.9	26:00.658
12	2:18.095	43.095	47.353	47.647	168.8	28:18.753

125 Albert STREMSKI DEU Emeryson F1						
1	2:46.414	1:00.393	53.617	52.404	105.2	2:46.414
2	2:28.289	46.694	50.131	51.464	148.9	5:14.703
3	2:25.197	45.299	48.632	51.266	156.4	7:39.900
4	2:24.154	45.168	48.347	50.639	175.6	10:04.054
5	2:25.298	45.621	49.113	50.564	181.2	12:29.352
6	2:24.453	45.479	48.920	50.054	180.9	14:53.805
7	2:25.282	46.102	48.933	50.247	179.4	17:19.087
8	2:28.041	46.407	51.590	50.044	178.2	19:47.128
9	2:24.370	44.963	49.199	50.208	193.5	22:11.498
10	2:24.675	45.892	48.536	50.247	172.0	24:36.173
11	2:26.847	45.615	50.500	50.732	184.0	27:03.020

248 Klaus LEHR DEU Maserati 250F CM5						
1	2:42.005	1:00.500	49.270	52.235	105.8	2:42.005
2	2:25.966	45.090	49.222	51.654	160.6	5:07.971
3	2:24.893	44.994	49.342	50.557	155.8	7:32.864
4	2:24.328	44.988	48.784	50.556	157.6	9:57.192
5	2:22.583	43.906	48.823	49.854	169.6	12:19.775
6	2:23.312	44.375	48.535	50.402	175.6	14:43.087
7	2:24.389	44.225	48.462	51.702	169.3	17:07.476
8	2:21.445	44.324	47.917	49.204	171.5	19:28.921

