



Silverstone Classic - 28 - 30 Jul 2017

Maserati Trophy For HGPCA Pre '66 Grand Prix Cars Qualifying for Race 8 - Classification

Sheet No:

POS	NO	DRIVER/S	CLASS	CLASS POS	CAR MAKE / MODEL	TIME	ON	LAPS	GAP	DIFF	MPH
1	118	Sam Wilson	7B	1	Lotus 18 372	2:20.033	5	7			93.56
2	10	William Nuthall	7B	2	Cooper T53	2:20.463	7	7	0.430	0.430	93.28
3	3	Barry Cannell	12	1	Brabham BT11A	2:21.858	6	7	1.825	1.395	92.36
4	11	Jon Fairley	12	2	Brabham BT11/19	2:24.707	2	8	4.674	2.849	90.54
5	2	Rod Jolley	7B	3	Cooper T45/51	2:25.882	7	7	5.849	1.175	89.81
6	30	Julian Bronson	8	1	Scarab Offenhauser	2:27.229	3	6	7.196	1.347	88.99
7	17	Tony Wood	7A	1	Maserati TecMec	2:27.950	5	7	7.917	0.721	88.56
8	29	Nick Fennell	11	1	Lotus 25	2:28.224	6	7	8.191	0.274	88.39
9	26	Joaquin Folch-Rusinol	7A	2	Lotus 16 365	2:28.828	2	7	8.795	0.604	88.03
10	44	Andrew Beaumont	11	2	Lotus 24 944	2:29.805	2	6	9.772	0.977	87.46
11	66	Sid Hoole	11	3	Cooper T66 F1	2:30.328	6	7	10.295	0.523	87.15
12	52	Tom Dark	7B	4	Cooper T51	2:30.682	5	7	10.649	0.354	86.95
13	12	Rudi Friedrichs	7B	5	Cooper T53	2:30.946	4	4	10.913	0.264	86.80
14	121	Dan Collins	10	1	Lotus 21 933	2:31.016	5	6	10.983	0.070	86.76
15	14	Richard Wilson	7B	6	Cooper T51	2:31.500	4	6	11.467	0.484	86.48
16	77	Geraint Owen	8	2	Kurtis 500C	2:31.880	5	6	11.847	0.380	86.26
17	55	Fred Harper	8	3	Kurtis Offenhauser	2:32.431	5	7	12.398	0.551	85.95
18	37	Charles Gillett	9	1	Cooper T43	2:33.127	7	7	13.094	0.696	85.56
19	80	Nick Taylor	10	2	Lotus 18 914	2:33.336	5	7	13.303	0.209	85.44
20	20	Alex Morton	10	3	Lotus 21 939/952	2:33.706	5	7	13.673	0.370	85.24
21	42	James Willis	9	2	Cooper T45	2:34.234	5	7	14.201	0.528	84.95
22	129	Paul Woolley	11	4	Scirocco F1 63	2:34.431	5	6	14.398	0.197	84.84
23	62	Chris Milner	11	5	Lotus 24 P1	2:34.756	2	7	14.723	0.325	84.66
24	151	Rob Hall	9	3	Cooper T43/51	2:34.775	4	5	14.742	0.019	84.65
25	38	Tony Best	7A	3	Ferrari Dino BR01	2:35.019	5	7	14.986	0.244	84.52
26	28	Eddie McGuire	8	4	Scarab Offenhauser	2:35.255	2	2	15.222	0.236	84.39
27	71	Alan Baillie	10	4	Cooper T71/73	2:35.434	5	7	15.401	0.179	84.29
28	9	Mark Daniell	9	4	Cooper T45	2:35.983	5	5	15.950	0.549	83.99
29	27	Andrew Smith	9	5	Cooper Maserati T51	2:36.172	5	6	16.139	0.189	83.89
30	7	Paul Griffin	7B	7	Cooper T51	2:36.912	5	7	16.879	0.740	83.50
31	21	Ian Nuthall	5	1	Alfa F2	2:36.960	2	5	16.927	0.048	83.47
32	47	Carlos Miguens	11	6	Lotus 24 947	2:37.004	5	6	16.971	0.044	83.45
33	43	Robi Bernberg	7C	1	Cooper T43	2:37.171	4	5	17.138	0.167	83.36
34	35	Iain Rowley	10	5	Assegai	2:37.530	3	6	17.497	0.359	83.17
35	46	Harindra de Silva	11	7	Lotus 24 946	2:37.768	4	6	17.735	0.238	83.04
36	16	Marc Valvekens	8	5	Aston Martin DBR4/4	2:38.648	5	6	18.615	0.880	82.58
37	72	Richard Smeeton	10	6	LDS 007	2:38.710	5	7	18.677	0.062	82.55
38	25	Martin Halusa	6	1	Maserati 250F 2521	2:38.873	4	6	18.840	0.163	82.47
39	18	Nigel Batchelor	INV	1	Kieft	2:38.919	5	6	18.886	0.046	82.44
40	8	Tony Ditheridge	9	6	Cooper T45	2:38.932	3	6	18.899	0.013	82.44

Car 43 requires a working transponder - Regulation Q.12.2.1 refers.
A 30 second penalty will be applied if not working in the race.

Session Start: 15:29:09 - Finish: 15:47:12
Weather/Track Conditions: Cloud / Dry
Circuit: Silverstone Historic Grand Prix
Track Length: 5.857 Km - 3.6394 miles

These results are provisional until the conclusion of any judicial and technical matters.

Clerk of the Course:

Timekeeper:

Issued at:



Silverstone Classic - 28 - 30 Jul 2017

**Maserati Trophy For HGPCA Pre '66 Grand Prix Cars
Qualifying for Race 8 - Classification**

Sheet No:

POS	NO	DRIVER/S	CLASS	CLASS POS	CAR MAKE / MODEL	TIME	ON	LAPS	GAP	DIFF	MPH
41	19	Paul Grant	5	2	Cooper Bristol Mk2 3/52	2:38.951	5	7	18.918	0.019	82.43
42	34	John Bussey	7C	2	Cooper T43	2:39.109	4	6	19.076	0.158	82.34
43	88	Bernardo Hartogs	10	7	Lotus 18/21 916	2:40.164	5	6	20.131	1.055	81.80
44	248	Klaus Lehr	6	2	Maserati 250F CM5	2:40.371	4	6	20.338	0.207	81.70
45	40	Tania Pilkington	9	7	Cooper T43	2:40.852	5	6	20.819	0.481	81.45
46	33	Chris Phillips	5	3	Cooper Bristol Mk2 6/53	2:40.874	4	7	20.841	0.022	81.44
47	4	Steve Russell	5	4	Cooper Bristol Mk2 4/53	2:42.796	3	6	22.763	1.922	80.48
48	50	Tony Smith	7B	8	Cooper T51	2:43.220	5	7	23.187	0.424	80.27
49	23	Barry Wood	5	5	Cooper Bristol Mk1 6/52	2:45.412	5	6	25.379	2.192	79.21
50	36	Erik Staes	10	8	Lotus 18/21 P2	2:45.501	6	6	25.468	0.089	79.16
51	1	Wolfgang Friedrichs	7A	4	Aston Martin DBR4/1	2:45.676	2	6	25.643	0.175	79.08
52	53	Scotty Taylor	12	3	Cooper T53	2:48.405	5	6	28.372	2.729	77.80
53	70	Guy Plante	9	8	Cooper T45	2:51.481	5	6	31.448	3.076	76.40
54	5	Michel Baudin	9	9	Cooper T45	3:04.352	6	6	44.319	12.871	71.07

Car 43 requires a working transponder - Regulation Q.12.2.1 refers.
A 30 second penalty will be applied if not working in the race.

*Session Start: 15:29:09 - Finish: 15:47:12
Weather/Track Conditions: Cloud / Dry
Circuit: Silverstone Historic Grand Prix
Track Length: 5.857 Km - 3.6394 miles*

These results are provisional until the conclusion of any judicial and technical matters.

Clerk of the Course:

Timekeeper:

Issued at:

Silverstone Classic - 28 - 30 Jul 2017

Maserati Trophy For HGPCA Pre '66 Grand Prix Cars

Qualifying for Race 8 - Sector Analysis

1 Wolfgang Friedrichs (7A)							Aston Martin DBR4/1										
lap	Sect-1	Speed	Sect-2	Speed	Sect-3	Speed	Laptime	Pit	lap	Sect-1	Speed	Sect-2	Speed	Sect-3	Speed	Laptime	Pit
1	Out	83.9	1:27.710		35.735	72.9	2:55.300		4	51.066	98.4	1:23.715		32.509	82.0	2:47.290	
2	51.946	100.6	1:21.932		31.798	83.5	2:45.676		5	51.674	104.5	1:21.322		32.763	82.2	2:45.759	
3	50.872	110.9	1:25.060		32.730	82.0	2:48.662		6	53.707	96.3	1:25.843		32.085	83.3	2:51.635	

2 Rod Jolley (7B)							Cooper T45/51										
lap	Sect-1	Speed	Sect-2	Speed	Sect-3	Speed	Laptime	Pit	lap	Sect-1	Speed	Sect-2	Speed	Sect-3	Speed	Laptime	Pit
1	Out	95.7	1:22.942	108.2	32.426	84.8	2:47.239		5	45.188	129.6	1:13.682	134.5	27.912	92.9	2:26.782	
2	47.605	113.6	1:17.214	131.3	29.217	94.1	2:34.036		6	46.636	125.2	1:14.485	133.9	28.408	89.5	2:29.529	
3	45.955	109.7	1:15.072	132.9	28.382	92.4	2:29.409		7	45.297	129.3	1:12.844	134.5	27.741	94.7	2:25.882	
4	48.626	124.7	1:13.857	133.2	29.398	90.7	2:31.881		8								

3 Barry Cannell (12)							Brabham BT11A										
lap	Sect-1	Speed	Sect-2	Speed	Sect-3	Speed	Laptime	Pit	lap	Sect-1	Speed	Sect-2	Speed	Sect-3	Speed	Laptime	Pit
1	Out	110.2	1:19.098	126.1	32.562	79.2	2:37.814		5	45.368	131.6	1:11.126	138.1	27.283	96.4	2:23.777	
2	45.735	131.1	1:12.334	135.6	28.499	90.2	2:26.568		6	43.633	133.7	1:09.527	138.4	28.698	82.0	2:21.858	
3	45.050	115.3	1:14.952	137.0	27.936	93.2	2:27.938		7	46.435	120.1	1:17.711	97.3	In		2:44.056	P
4	44.331	131.3	1:11.203	137.8	27.631	92.1	2:23.165		8								

4 Steve Russell (5)							Cooper Bristol Mk2 4/53										
lap	Sect-1	Speed	Sect-2	Speed	Sect-3	Speed	Laptime	Pit	lap	Sect-1	Speed	Sect-2	Speed	Sect-3	Speed	Laptime	Pit
1	Out	101.1	1:28.458		30.871	82.3	2:48.206		4	49.511	113.9	1:24.856		32.427	76.7	2:46.794	
2	50.700	107.5	1:24.312		30.716	74.6	2:45.728		5	49.591	108.6	1:27.070		33.848	77.1	2:50.509	
3	50.820	111.5	1:21.178		30.798	83.2	2:42.796		6	52.551	100.0	1:32.505		In		3:05.499	P

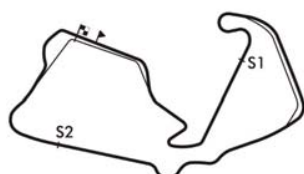
5 Michel Baudin (9)							Cooper T45										
lap	Sect-1	Speed	Sect-2	Speed	Sect-3	Speed	Laptime	Pit	lap	Sect-1	Speed	Sect-2	Speed	Sect-3	Speed	Laptime	Pit
1	Out	90.8	1:36.223		41.015	72.3	3:11.054		4	58.336	95.9	1:29.552	105.8	37.315	76.8	3:05.203	
2	58.604	89.2	1:33.292		38.699	74.1	3:10.595		5	56.363	100.5	1:30.516		37.745	76.6	3:04.624	
3	58.021	97.4	1:31.296		37.789	79.0	3:07.106		6	58.237	101.2	1:30.378		35.737	75.9	3:04.352	

7 Paul Griffin (7B)							Cooper T51										
lap	Sect-1	Speed	Sect-2	Speed	Sect-3	Speed	Laptime	Pit	lap	Sect-1	Speed	Sect-2	Speed	Sect-3	Speed	Laptime	Pit
1	Out	101.7	1:31.712	106.5	33.999	76.3	2:54.846		5	47.866	120.1	1:19.272	129.1	29.774	88.9	2:36.912	
2	52.220	117.9	1:20.649		32.004	86.4	2:44.873		6	49.251	122.9	1:18.043		30.673	88.9	2:37.967	
3	49.131	120.9	1:19.551	118.4	30.835	85.6	2:39.517		7	50.862	120.7	1:19.091		29.676	87.8	2:39.629	
4	48.341	120.9	1:21.531		30.397	84.5	2:40.269		8								

8 Tony Ditheridge (9)							Cooper T45										
lap	Sect-1	Speed	Sect-2	Speed	Sect-3	Speed	Laptime	Pit	lap	Sect-1	Speed	Sect-2	Speed	Sect-3	Speed	Laptime	Pit
1	Out	107.0	1:24.068		31.900	85.9	2:43.283		4	48.166	104.2	1:20.459		30.507	86.4	2:39.132	
2	49.193	115.7	1:19.594		30.611	84.8	2:39.398		5	53.487	110.4	1:17.908		30.196	86.4	2:41.591	
3	48.755	118.1	1:18.866		31.311	84.6	2:38.932		6	50.054	110.7	1:22.827		In		2:55.017	P

9 Mark Daniell (9)							Cooper T45										
lap	Sect-1	Speed	Sect-2	Speed	Sect-3	Speed	Laptime	Pit	lap	Sect-1	Speed	Sect-2	Speed	Sect-3	Speed	Laptime	Pit
1	Out	108.8	1:21.798		30.873	90.4	2:40.631		4	48.271	121.1	1:18.484		29.728	75.7	2:36.483	
2	49.642	108.8	1:21.181		30.990	89.5	2:41.813		5	49.390	122.2	1:17.274		29.319	92.1	2:35.983	
3	47.595	116.9	1:20.711		31.654	79.0	2:39.960		6								

10 William Nuthall (7B)							Cooper T53										
lap	Sect-1	Speed	Sect-2	Speed	Sect-3	Speed	Laptime	Pit	lap	Sect-1	Speed	Sect-2	Speed	Sect-3	Speed	Laptime	Pit
1	Out	114.5	1:14.633	116.7	29.457	95.7	2:38.060		5	43.212	133.2	1:13.009	133.9	In		2:29.830	P
2	43.919	129.3	1:10.762	134.2	26.735	92.9	2:21.416		6	Out	128.3	1:12.934	118.8	34.868	96.1	3:58.062	P
3	44.451	127.1	1:12.197	133.4	27.615	89.6	2:24.263		7	43.665	131.6	1:10.198	136.4	26.600	94.7	2:20.463	P
4	44.312	130.8	1:13.900	133.9	27.528	97.7	2:25.740		8								



Session Start: 15:29:09 - Finish: 15:47:12
Weather/Track Conditions: Cloud / Dry
Circuit: Silverstone Historic Grand Prix
Track Length: 5.857 Km - 3.6394 miles

Silverstone Classic - 28 - 30 Jul 2017

Maserati Trophy For HGPCA Pre '66 Grand Prix Cars

Qualifying for Race 8 - Sector Analysis

11 Jon Fairley (12)								Brahmham BT11/19							
lap	Sect-1	Speed	Sect-2	Speed	Sect-3	Speed	Laptime Pit	lap	Sect-1	Speed	Sect-2	Speed	Sect-3	Speed	Laptime Pit
1	Out	119.2	1:16.042		29.721	94.9	2:30.320	5	44.440	129.8	1:11.174		30.675	88.1	2:26.289
2	45.343	130.3	1:11.345		28.019	91.2	2:24.707	6	45.440	130.6	1:13.204		30.150	96.0	2:28.794
3	44.835	128.8	1:13.383		27.777	96.0	2:25.995	7	46.978	127.8	1:14.663		28.151	99.0	2:29.792
4	45.011	122.9	1:13.852		28.120	95.3	2:26.983	8	48.857	127.6	1:13.446		28.076	98.1	2:30.379

12 Rudi Friedrichs (7B)								Cooper T53							
lap	Sect-1	Speed	Sect-2	Speed	Sect-3	Speed	Laptime Pit	lap	Sect-1	Speed	Sect-2	Speed	Sect-3	Speed	Laptime Pit
1	Out	107.5	1:22.594	119.8	31.095	88.7	2:41.959	3	47.636	109.5	1:14.381	128.3	30.063	91.3	2:32.080
2	48.547	112.2	1:16.440		30.424	90.6	2:35.411	4	46.400	108.8	1:15.416		29.130	91.6	2:30.946

14 Richard Wilson (7B)								Cooper T51							
lap	Sect-1	Speed	Sect-2	Speed	Sect-3	Speed	Laptime Pit	lap	Sect-1	Speed	Sect-2	Speed	Sect-3	Speed	Laptime Pit
1	Out	90.3	1:27.588		32.592	84.3	2:53.268	4	47.140	123.1	1:15.405		28.955	93.7	2:31.500
2	50.222	106.7	1:20.488		31.219	88.1	2:41.929	5	46.109	126.1	1:17.084		29.342	90.1	2:32.535
3	48.282	122.2	1:17.957		30.391	92.9	2:36.630	6	50.586	110.2	1:22.466	119.2	In		2:51.445 P

16 Marc Valvekens (8)								Aston Martin DBR4/4							
lap	Sect-1	Speed	Sect-2	Speed	Sect-3	Speed	Laptime Pit	lap	Sect-1	Speed	Sect-2	Speed	Sect-3	Speed	Laptime Pit
1	Out	95.7	1:27.996	102.9	32.822	82.4	2:53.456	4	50.016	109.5	1:21.291	115.5	30.414	86.8	2:41.721
2	52.235	109.7	1:22.192	113.0	31.314	84.6	2:45.741	5	49.570	114.7	1:19.087	117.1	29.991	87.3	2:38.648
3	50.445	108.8	1:22.920	115.5	30.926	85.9	2:44.291	6	58.367	104.9	1:20.391	117.3	30.163	87.2	2:48.921

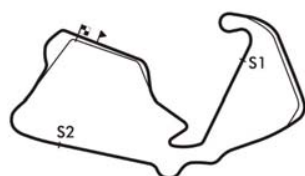
17 Tony Wood (7A)								Maserati TecMec							
lap	Sect-1	Speed	Sect-2	Speed	Sect-3	Speed	Laptime Pit	lap	Sect-1	Speed	Sect-2	Speed	Sect-3	Speed	Laptime Pit
1	Out	108.1	1:21.807		30.190	88.5	2:39.862	5	45.665	127.3	1:13.843		28.442	89.5	2:27.950
2	47.401	121.8	1:16.247		29.189	88.2	2:32.837	6	45.676	122.9	1:15.111		27.978	91.1	2:28.765
3	46.454	126.1	1:14.615		28.289	89.8	2:29.358	7	46.699	122.0	1:18.112		28.140	89.5	2:32.951
4	47.772	122.7	1:17.355		28.555	89.6	2:33.682	8							

18 Nigel Batchelor (INV)								Kieft							
lap	Sect-1	Speed	Sect-2	Speed	Sect-3	Speed	Laptime Pit	lap	Sect-1	Speed	Sect-2	Speed	Sect-3	Speed	Laptime Pit
1	Out	98.5	1:24.455	116.5	30.136	87.8	2:43.504	4	49.467	113.4	1:21.787	113.9	29.302	87.6	2:40.556
2	50.636	105.7	1:20.990	115.1	29.957	85.6	2:41.583	5	50.323	112.6	1:18.844		29.752	85.6	2:38.919
3	51.335	103.6	1:22.072	114.9	30.152	84.7	2:43.559	6	49.965	108.2	1:21.148	118.6	31.122	76.4	2:42.235

19 Paul Grant (5)								Cooper Bristol Mk2 3/52							
lap	Sect-1	Speed	Sect-2	Speed	Sect-3	Speed	Laptime Pit	lap	Sect-1	Speed	Sect-2	Speed	Sect-3	Speed	Laptime Pit
1	Out	104.2	1:23.474		32.239	80.9	2:43.032	5	49.923	113.6	1:19.471		29.557	85.9	2:38.951
2	50.391	107.0	1:20.822		30.410	83.3	2:41.623	6	52.731	105.0	1:23.182		30.754	84.3	2:46.667
3	48.705	109.1	1:20.225		30.700	82.2	2:39.630	7	51.094	108.4	1:23.399		31.882	78.1	2:46.375
4	49.108	108.6	1:22.091		29.424	86.5	2:40.623	8							

20 Alex Morton (10)								Lotus 21 939/952							
lap	Sect-1	Speed	Sect-2	Speed	Sect-3	Speed	Laptime Pit	lap	Sect-1	Speed	Sect-2	Speed	Sect-3	Speed	Laptime Pit
1	Out	93.2	1:26.413	116.9	31.819	83.7	2:47.682	5	46.594	113.6	1:17.644	122.9	29.468	85.6	2:33.706
2	48.963	109.7	1:18.832	119.0	30.217	86.9	2:38.012	6	57.084	97.0	1:21.818	97.4	32.808	75.8	2:51.710
3	47.957	118.1	1:17.502	120.3	29.390	85.4	2:34.849	7	55.896	94.3	1:26.351	79.0	In		3:10.228 P
4	47.286	121.1	1:16.699	119.8	29.972	87.3	2:33.957	8							

21 Ian Nuthall (5)								Alta F2							
lap	Sect-1	Speed	Sect-2	Speed	Sect-3	Speed	Laptime Pit	lap	Sect-1	Speed	Sect-2	Speed	Sect-3	Speed	Laptime Pit
1	Out	99.6	1:27.422	112.6	31.856	87.6	2:49.795	4	48.268	114.5	1:18.411	116.3	31.821	81.3	2:38.500
2	48.676	113.7	1:18.068	116.3	30.216	88.3	2:36.960	5	55.188	100.5	1:26.404	100.2	In		3:01.396 P
3	48.559	113.7	1:18.777	116.1	29.830	86.9	2:37.166	6							



Session Start: 15:29:09 - Finish: 15:47:12
Weather/Track Conditions: Cloud / Dry
Circuit: Silverstone Historic Grand Prix
Track Length: 5.857 Km - 3.6394 miles

Silverstone Classic - 28 - 30 Jul 2017

Maserati Trophy For HGPCA Pre '66 Grand Prix Cars

Qualifying for Race 8 - Sector Analysis

23 Barry Wood (5)								Cooper Bristol Mk1 6/52									
lap	Sect-1	Speed	Sect-2	Speed	Sect-3	Speed	Laptime	Pit	lap	Sect-1	Speed	Sect-2	Speed	Sect-3	Speed	Laptime	Pit
1	Out	91.4	1:28.934		34.949	75.3	2:58.983		4	50.631	105.8	1:23.457		31.473	82.1	2:45.561	
2		53.015	1:23.936		32.213	82.7	2:49.164		5	50.013	109.7	1:23.760		31.639	75.1	2:45.412	
3		50.888	1:24.666		32.573	83.6	2:48.127		6	56.964	95.5	1:27.229		32.915	78.3	2:57.108	

25 Martin Halusa (6)								Maserati 250F 2521									
lap	Sect-1	Speed	Sect-2	Speed	Sect-3	Speed	Laptime	Pit	lap	Sect-1	Speed	Sect-2	Speed	Sect-3	Speed	Laptime	Pit
1	Out	92.8	1:25.480	114.5	31.948	80.4	2:53.895		4	49.442	106.7	1:19.116	123.4	30.315	81.8	2:38.873	
2		50.913	1:20.991	120.9	31.047	86.5	2:42.951		5	50.150	110.9	1:19.323	114.7	In		2:46.131	P
3		51.165	1:20.067	122.0	30.411	83.8	2:41.643		6	Out	103.6	1:21.374	114.5	31.805	87.6	3:51.741	P

26 Joaquin Folch-Rusinol (7A)								Lotus 16 365									
lap	Sect-1	Speed	Sect-2	Speed	Sect-3	Speed	Laptime	Pit	lap	Sect-1	Speed	Sect-2	Speed	Sect-3	Speed	Laptime	Pit
1	Out	109.7	1:17.033	126.1	29.788	91.2	2:32.701		5	46.045	118.6	1:16.321	130.1	27.763	94.3	2:30.129	
2		45.759	1:15.114		27.955	94.9	2:28.828		6	1:10.407	113.7	1:15.859		27.882	93.3	2:54.148	
3		45.288	1:17.003	132.9	27.984	90.3	2:30.275		7	48.706	119.0	1:17.340	134.2	28.009	95.1	2:34.055	
4		45.975	1:15.449	129.3	28.971	94.4	2:30.395		8								

27 Andrew Smith (9)								Cooper Maserati T51									
lap	Sect-1	Speed	Sect-2	Speed	Sect-3	Speed	Laptime	Pit	lap	Sect-1	Speed	Sect-2	Speed	Sect-3	Speed	Laptime	Pit
1	Out	109.5	1:30.477		30.895	89.6	2:49.322		4	47.782	125.7	1:19.953		29.462	89.5	2:37.197	
2		49.878	1:20.214		31.248	88.0	2:41.340		5	47.937	122.0	1:18.495		29.740	86.5	2:36.172	
3		48.347	1:17.877		30.276	90.9	2:36.500		6	53.071	115.1	1:17.907		29.713	82.8	2:40.691	

28 Eddie McGuire (8)								Scarab Offenhauser									
lap	Sect-1	Speed	Sect-2	Speed	Sect-3	Speed	Laptime	Pit	lap	Sect-1	Speed	Sect-2	Speed	Sect-3	Speed	Laptime	Pit
1	Out	108.4	1:20.680		32.034	86.8	2:40.396		2	48.196	115.3	1:16.748		30.311	86.1	2:35.255	

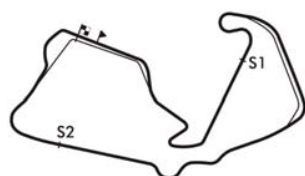
29 Nick Fennell (11)								Lotus 25									
lap	Sect-1	Speed	Sect-2	Speed	Sect-3	Speed	Laptime	Pit	lap	Sect-1	Speed	Sect-2	Speed	Sect-3	Speed	Laptime	Pit
1	Out	101.1	1:23.795	123.4	30.094	87.8	2:43.889		5	49.074	122.5	1:14.266	126.4	27.827	92.7	2:31.167	
2		48.339	1:16.758	127.6	29.247	88.0	2:34.344		6	46.463	125.0	1:13.970	127.6	27.791	93.3	2:28.224	
3		45.823	1:14.869	127.6	28.079	90.9	2:28.771		7	48.263	121.8	1:13.306	131.1	27.732	91.4	2:29.301	
4		46.278	1:15.608	128.3	29.189	85.9	2:31.075		8								

30 Julian Bronson (8)								Scarab Offenhauser									
lap	Sect-1	Speed	Sect-2	Speed	Sect-3	Speed	Laptime	Pit	lap	Sect-1	Speed	Sect-2	Speed	Sect-3	Speed	Laptime	Pit
1	Out	99.4	1:20.688		30.009	88.2	2:37.172		4	45.753	111.7	1:17.495		In		2:40.629	P
2		47.813	1:14.715		28.378	86.4	2:30.906		5	Out	119.8	1:14.350		28.370	89.4	5:19.909	P
3		45.526	1:13.538		28.165	88.9	2:27.229		6	46.909	125.9	1:13.150		28.587	88.9	2:28.646	

33 Chris Phillips (5)								Cooper Bristol Mk2 6/53									
lap	Sect-1	Speed	Sect-2	Speed	Sect-3	Speed	Laptime	Pit	lap	Sect-1	Speed	Sect-2	Speed	Sect-3	Speed	Laptime	Pit
1	Out	92.3	1:28.174		31.913	77.0	2:52.927		5	52.538	109.5	1:20.438	111.3	30.693	76.9	2:43.669	
2		51.701	1:21.303		30.612	79.0	2:43.616		6	54.664	100.5	1:24.172		33.353	57.9	2:52.189	
3		51.283	1:21.745	110.7	30.031	82.1	2:43.059		7	1:02.580	89.1	1:27.742		In		3:11.571	P
4		49.833	1:21.283		29.758	84.7	2:40.874		8								

34 John Bussey (7C)								Cooper T43									
lap	Sect-1	Speed	Sect-2	Speed	Sect-3	Speed	Laptime	Pit	lap	Sect-1	Speed	Sect-2	Speed	Sect-3	Speed	Laptime	Pit
1	Out	98.3	1:24.152	112.6	30.299	82.7	2:44.355		4	49.570	112.8	1:19.149	115.9	30.390	83.7	2:39.109	
2		53.417	1:20.453	114.1	30.331	78.2	2:44.201		5	50.950	111.1	1:19.861	115.7	30.692	80.2	2:41.503	
3		50.824	1:20.694	115.3	30.123	81.1	2:41.641		6	55.408	111.7	1:21.389	113.4	32.091	77.3	2:48.888	

35 Iain Rowley (10)								Assegai									
lap	Sect-1	Speed	Sect-2	Speed	Sect-3	Speed	Laptime	Pit	lap	Sect-1	Speed	Sect-2	Speed	Sect-3	Speed	Laptime	Pit
1	Out	93.7	1:25.990	115.7	31.495	82.1	2:48.481		4	48.568	111.5	1:20.255		30.255	86.3	2:39.078	
2		51.493	1:19.085	120.5	29.978	83.1	2:40.556		5	49.658	115.5	1:17.571	120.1	30.452	86.7	2:37.681	
3		48.513	1:17.874	121.4	31.143	84.0	2:37.530		6	48.074	119.8	1:24.066	73.8	In		2:56.662	P



Session Start: 15:29:09 - Finish: 15:47:12
Weather/Track Conditions: Cloud / Dry
Circuit: Silverstone Historic Grand Prix
Track Length: 5.857 Km - 3.6394 miles

Silverstone Classic - 28 - 30 Jul 2017

Maserati Trophy For HGPCA Pre '66 Grand Prix Cars

Qualifying for Race 8 - Sector Analysis

36 Erik Staes (10)							Lotus 18/21 P2										
lap	Sect-1	Speed	Sect-2	Speed	Sect-3	Speed	Laptime	Pit	lap	Sect-1	Speed	Sect-2	Speed	Sect-3	Speed	Laptime	Pit
1	Out	85.7	1:31.667	107.0	37.310	76.1	3:02.201		4	51.395	113.4	1:22.566	116.3	33.153	83.9	2:47.114	
2	52.511	102.9	1:29.282	90.0	35.172	83.9	2:56.965		5	50.564	109.3	1:22.668	115.9	32.959	86.5	2:46.191	
3	50.490	104.2	1:24.093	118.8	33.324	79.5	2:47.907		6	50.333	113.4	1:22.468	106.0	32.700	86.1	2:45.501	

37 Charles Gillett (9)							Cooper T43										
lap	Sect-1	Speed	Sect-2	Speed	Sect-3	Speed	Laptime	Pit	lap	Sect-1	Speed	Sect-2	Speed	Sect-3	Speed	Laptime	Pit
1	Out	106.4	1:23.608	120.3	31.127	83.4	2:43.990		5	47.570	121.6	1:16.604	123.4	31.318	81.7	2:35.492	
2	49.355	120.3	1:17.286	122.7	29.133	85.5	2:35.774		6	50.010	117.9	1:15.596	125.2	29.693	83.6	2:35.299	
3	50.260	120.1	1:16.238	126.4	30.697	85.3	2:37.195		7	48.855	120.3	1:15.695	127.8	28.577	89.6	2:33.127	
4	48.127	120.7	1:15.764	122.5	29.369	90.4	2:33.260		8								

38 Tony Best (7A)							Ferrari Dino BR01										
lap	Sect-1	Speed	Sect-2	Speed	Sect-3	Speed	Laptime	Pit	lap	Sect-1	Speed	Sect-2	Speed	Sect-3	Speed	Laptime	Pit
1	Out	117.1	1:19.313		30.107	87.2	2:36.983		5	48.341	122.7	1:16.926		29.752	89.1	2:35.019	
2	50.662	113.4	1:17.986		31.629	83.9	2:40.277		6	49.947	116.5	1:18.285		29.483	90.2	2:37.715	
3	49.412	114.3	1:19.069		29.514	85.8	2:37.995		7	51.159	116.9	1:18.842		30.764	82.4	2:40.765	
4	48.580	118.4	1:19.564		29.865	86.1	2:38.009		8								

40 Tania Pilkington (9)							Cooper T43										
lap	Sect-1	Speed	Sect-2	Speed	Sect-3	Speed	Laptime	Pit	lap	Sect-1	Speed	Sect-2	Speed	Sect-3	Speed	Laptime	Pit
1	Out	90.9	1:32.419	110.9	32.101	83.0	2:59.496		4	50.585	113.2	1:21.458	115.3	30.405	86.5	2:42.448	
2	52.545	112.0	1:23.614	110.9	33.071	81.1	2:49.230		5	50.718	112.6	1:20.041	116.5	30.093	86.3	2:40.852	
3	51.847	110.9	1:22.221	118.1	31.016	83.1	2:45.084		6	53.759	108.2	1:22.413	118.1	31.445	81.0	2:47.617	

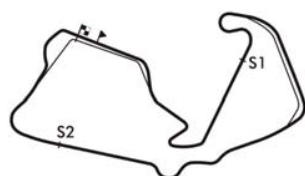
42 James Willis (9)							Cooper T45										
lap	Sect-1	Speed	Sect-2	Speed	Sect-3	Speed	Laptime	Pit	lap	Sect-1	Speed	Sect-2	Speed	Sect-3	Speed	Laptime	Pit
1	Out	97.3	1:23.258		32.598	87.6	2:45.962		5	48.834	116.7	1:16.124	126.4	29.276	88.3	2:34.234	
2	51.150	111.1	1:18.393		30.763	87.2	2:40.306		6	48.299	114.9	1:19.106	123.8	29.945	84.7	2:37.350	
3	48.867	113.2	1:19.514	125.4	29.953	89.6	2:38.334		7	51.566	114.3	1:17.828	126.1	29.351	89.0	2:38.745	
4	49.639	115.5	1:17.967	124.5	29.720	86.8	2:37.326		8								

43 Robi Bernberg (7C)							Cooper T43										
lap	Sect-1	Speed	Sect-2	Speed	Sect-3	Speed	Laptime	Pit	lap	Sect-1	Speed	Sect-2	Speed	Sect-3	Speed	Laptime	Pit
1							2:40.381		4							2:37.171	
2							2:37.575		5							2:38.046	
3							2:38.193		6								

44 Andrew Beaumont (11)							Lotus 24 944										
lap	Sect-1	Speed	Sect-2	Speed	Sect-3	Speed	Laptime	Pit	lap	Sect-1	Speed	Sect-2	Speed	Sect-3	Speed	Laptime	Pit
1	Out	110.7	1:17.842	125.4	28.826	85.8	2:33.005		4	47.811	118.8	1:17.905	128.1	30.801	81.0	2:36.517	
2	46.965	121.4	1:15.523	126.6	27.317	86.6	2:29.805		5	47.553	127.6	1:20.350	109.1	38.128	86.4	2:46.031	
3	45.386	124.3	1:17.508	128.3	27.705	90.6	2:30.599		6	48.441	122.5	1:26.458	51.2	36.783	80.7	2:51.682	

46 Harindra de Silva (11)							Lotus 24 946										
lap	Sect-1	Speed	Sect-2	Speed	Sect-3	Speed	Laptime	Pit	lap	Sect-1	Speed	Sect-2	Speed	Sect-3	Speed	Laptime	Pit
1	Out	100.5	1:20.425	118.6	30.424	86.4	2:40.469		4	48.872	117.3	1:18.869	124.0	30.027	82.1	2:37.768	
2	51.253	114.1	1:18.523	123.6	31.498	87.3	2:41.274		5	48.676	110.4	1:20.832	123.4	30.180	86.9	2:39.688	
3	49.369	120.1	1:22.287	125.4	32.926	79.8	2:44.582		6	50.528	104.7	1:20.196	123.1	30.566	82.5	2:41.290	

47 Carlos Miguens (11)							Lotus 24 947										
lap	Sect-1	Speed	Sect-2	Speed	Sect-3	Speed	Laptime	Pit	lap	Sect-1	Speed	Sect-2	Speed	Sect-3	Speed	Laptime	Pit
1	Out	109.7	1:24.420	117.5	31.730	74.3	2:46.217		4	49.118	117.9	1:22.155	115.7	30.745	81.3	2:42.018	
2	50.371	116.7	1:20.906	118.4	31.864	81.5	2:43.141		5	48.843	117.9	1:17.539	120.1	30.622	85.1	2:37.004	
3	49.148	118.6	1:24.460	110.0	32.007	80.6	2:45.615		6	54.876	105.4	1:25.870	116.9	32.549	83.3	2:53.295	



Session Start: 15:29:09 - Finish: 15:47:12
Weather/Track Conditions: Cloud / Dry
Circuit: Silverstone Historic Grand Prix
Track Length: 5.857 Km - 3.6394 miles

Silverstone Classic - 28 - 30 Jul 2017

Maserati Trophy For HGPCA Pre '66 Grand Prix Cars

Qualifying for Race 8 - Sector Analysis

50 Tony Smith (7B)								Cooper T51							
lap	Sect-1	Speed	Sect-2	Speed	Sect-3	Speed	Laptime Pit	lap	Sect-1	Speed	Sect-2	Speed	Sect-3	Speed	Laptime Pit
1	Out	89.2	1:27.995	119.6	34.942	82.0	2:55.437	5	49.763	122.5	1:20.672		32.785	80.5	2:43.220
2	53.316	107.5	1:22.159		33.214	83.8	2:48.689	6	57.403	97.7	1:23.937		33.173	66.6	2:54.513
3	50.274	107.5	1:24.575	127.6	32.815	78.3	2:47.664	7	55.421	112.6	1:21.118		31.797	79.9	2:48.336
4	50.483	118.8	1:20.823	127.8	32.797	84.0	2:44.103	8							

52 Tom Dark (7B)								Cooper T51							
lap	Sect-1	Speed	Sect-2	Speed	Sect-3	Speed	Laptime Pit	lap	Sect-1	Speed	Sect-2	Speed	Sect-3	Speed	Laptime Pit
1	Out	107.4	1:25.112	122.0	30.906	83.8	2:44.259	5	46.860	125.2	1:14.713	131.6	29.109	90.4	2:30.682
2	48.876	113.2	1:21.735	128.6	31.497	85.4	2:42.108	6	54.282	120.3	1:19.894	113.2	33.027	89.7	2:47.203
3	47.932	120.7	1:20.214	120.9	32.532	81.3	2:40.678	7	52.076	127.3	1:17.805	136.1	30.156	89.8	2:40.037
4	47.668	116.9	1:18.349		29.697	78.3	2:35.714	8							

53 Scotty Taylor (12)								Cooper T53							
lap	Sect-1	Speed	Sect-2	Speed	Sect-3	Speed	Laptime Pit	lap	Sect-1	Speed	Sect-2	Speed	Sect-3	Speed	Laptime Pit
1	Out	109.1	1:29.452	109.1	36.102	69.9	2:58.784	4	51.239	120.9	1:23.814		33.702	76.6	2:48.755
2	54.743	109.1	1:24.455		35.469	77.7	2:54.667	5	50.155	113.6	1:24.410		33.840	81.0	2:48.405
3	54.059	100.2	1:25.343		34.021	78.1	2:53.423	6	55.778	91.4	1:30.362		33.909	73.4	3:00.049

55 Fred Harper (8)								Kurtis Offenhauser							
lap	Sect-1	Speed	Sect-2	Speed	Sect-3	Speed	Laptime Pit	lap	Sect-1	Speed	Sect-2	Speed	Sect-3	Speed	Laptime Pit
1	Out	97.7	1:25.937		36.325	74.2	2:51.187	5	47.568	126.1	1:14.903		29.960	85.8	2:32.431
2	53.480	100.0	1:23.975		33.495	85.3	2:50.950	6	47.805	120.1	1:17.049		31.263	75.0	2:36.117
3	52.471	100.0	1:27.088		32.772	86.8	2:52.331	7	50.328	107.4	1:17.707		In		2:44.240 P
4	49.463	114.7	1:18.184		34.354	85.2	2:42.001	8							

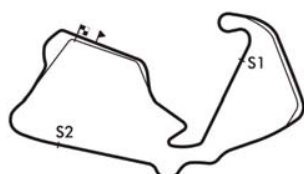
62 Chris Milner (11)								Lotus 24 P1							
lap	Sect-1	Speed	Sect-2	Speed	Sect-3	Speed	Laptime Pit	lap	Sect-1	Speed	Sect-2	Speed	Sect-3	Speed	Laptime Pit
1	Out	111.5	1:17.955	120.3	32.664	76.9	2:38.047	5	49.009	125.2	1:17.017	131.8	29.397	92.7	2:35.423
2	47.725	120.7	1:17.942	131.1	29.089	92.8	2:34.756	6	49.023	119.8	1:17.493	128.3	32.203	59.3	2:38.719
3	47.387	117.1	1:23.258	123.6	33.216	80.1	2:43.861	7	1:35.605	110.0	1:22.322	125.7	32.649	75.8	3:30.576
4	49.842	120.9	1:16.489	130.1	29.978	86.8	2:36.309	8							

66 Sid Hoole (11)								Cooper T66 F1							
lap	Sect-1	Speed	Sect-2	Speed	Sect-3	Speed	Laptime Pit	lap	Sect-1	Speed	Sect-2	Speed	Sect-3	Speed	Laptime Pit
1	Out	99.4	1:24.463	120.3	31.028	81.6	2:42.702	5	48.027	123.6	1:14.224	131.1	29.155	89.8	2:31.406
2	47.452	122.2	1:17.450	127.1	30.131	87.4	2:35.033	6	46.277	127.8	1:14.729	132.6	29.322	87.6	2:30.328
3	46.646	125.2	1:15.969	131.8	29.935	91.2	2:32.550	7	48.635	123.1	1:15.508	129.6	29.267	91.7	2:33.410
4	46.362	126.1	1:14.101	130.6	30.387	84.7	2:30.850	8							

70 Guy Plante (9)								Cooper T45							
lap	Sect-1	Speed	Sect-2	Speed	Sect-3	Speed	Laptime Pit	lap	Sect-1	Speed	Sect-2	Speed	Sect-3	Speed	Laptime Pit
1	Out	83.3	1:34.189		37.250	71.2	3:03.670	4	51.517	97.4	1:28.167		34.926	73.2	2:54.610
2	55.734	92.6	1:30.357		36.538	71.4	3:02.629	5	52.128	105.7	1:25.703		33.650	77.5	2:51.481
3	53.807	99.9	1:29.129		33.557	76.9	2:56.493	6	1:03.620	103.6	1:24.755		32.333	76.8	3:00.708

71 Alan Baillie (10)								Cooper T71/73							
lap	Sect-1	Speed	Sect-2	Speed	Sect-3	Speed	Laptime Pit	lap	Sect-1	Speed	Sect-2	Speed	Sect-3	Speed	Laptime Pit
1	Out	110.4	1:25.196	121.1	31.095	85.2	2:43.376	5	48.300	123.1	1:17.877	127.3	29.257	84.8	2:35.434
2	49.821	114.1	1:19.404	127.6	30.446	90.0	2:39.671	6	50.660	121.1	1:17.707	126.9	31.095	65.8	2:39.462
3	47.544	118.4	1:22.694	116.1	31.640	82.8	2:41.878	7	50.738	119.6	1:16.584	129.1	29.284	87.5	2:36.606
4	48.274	119.0	1:18.845	122.9	30.079	78.6	2:37.198	8							

72 Richard Smeeton (10)								LDS 007							
lap	Sect-1	Speed	Sect-2	Speed	Sect-3	Speed	Laptime Pit	lap	Sect-1	Speed	Sect-2	Speed	Sect-3	Speed	Laptime Pit
1	Out	104.0	1:27.922	111.8	33.587	81.4	2:50.290	5	48.300	116.1	1:19.916	113.0	30.494	88.0	2:38.710
2	49.834	116.9	1:21.551	109.8	30.790	84.5	2:42.175	6	50.218	112.2	1:21.631	115.3	29.873	86.8	2:41.722
3	49.850	115.1	1:19.871	117.3	30.141	87.2	2:39.862	7	50.327	111.1	1:21.066	114.5	31.929	70.7	2:43.322
4	48.703	115.7	1:22.049	108.6	30.406	87.5	2:41.158	8							



Session Start: 15:29:09 - Finish: 15:47:12
Weather/Track Conditions: Cloud / Dry
Circuit: Silverstone Historic Grand Prix
Track Length: 5.857 Km - 3.6394 miles

Silverstone Classic - 28 - 30 Jul 2017

Maserati Trophy For HGPCA Pre '66 Grand Prix Cars

Qualifying for Race 8 - Sector Analysis

77 Geraint Owen (8)								Kurtis 500C							
lap	Sect-1	Speed	Sect-2	Speed	Sect-3	Speed	Laptime Pit	lap	Sect-1	Speed	Sect-2	Speed	Sect-3	Speed	Laptime Pit
1	Out	97.3	1:27.057	108.1	35.685	75.8	2:52.300	4	49.230	107.5	1:19.313	102.8	34.381	88.2	2:42.924
2	53.863	99.4	1:23.752		33.971	77.7	2:51.586	5	47.261	119.8	1:15.070	135.3	29.549	89.7	2:31.880
3	52.372	100.0	1:25.227	120.7	33.971	84.2	2:51.570	6	51.469	96.0	1:22.909	130.8	In		2:52.019 P

80 Nick Taylor (10)								Lotus 18 914							
lap	Sect-1	Speed	Sect-2	Speed	Sect-3	Speed	Laptime Pit	lap	Sect-1	Speed	Sect-2	Speed	Sect-3	Speed	Laptime Pit
1	Out	105.2	1:19.793	116.1	30.147	88.9	2:37.303	5	47.275	122.2	1:15.794	118.8	30.267	90.7	2:33.336
2	52.359	108.1	1:17.763	117.1	31.551	89.7	2:41.673	6	47.255	119.6	1:18.345	122.2	30.291	91.9	2:35.891
3	50.058	115.3	1:23.202	120.1	31.234	80.1	2:44.494	7	50.306	121.1	1:17.687	122.7	28.592	90.8	2:36.585
4	49.268	119.2	1:16.628	120.9	29.786	85.5	2:35.682	8							

88 Bernardo Hartogs (10)								Lotus 18/21 916							
lap	Sect-1	Speed	Sect-2	Speed	Sect-3	Speed	Laptime Pit	lap	Sect-1	Speed	Sect-2	Speed	Sect-3	Speed	Laptime Pit
1	Out	94.0	1:26.753	115.3	34.345	75.8	2:53.075	4	49.947	110.4	1:21.409	119.8	30.536	84.4	2:41.892
2	52.926	104.2	1:23.628	115.5	32.351	78.3	2:48.905	5	50.445	108.8	1:19.533	121.1	30.186	84.3	2:40.164
3	51.808	104.4	1:23.049	118.6	31.915	78.9	2:46.772	6	57.635	99.0	1:18.585	122.9	29.777	83.5	2:45.997

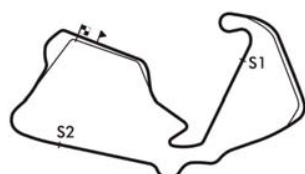
118 Sam Wilson (7B)								Lotus 18 372							
lap	Sect-1	Speed	Sect-2	Speed	Sect-3	Speed	Laptime Pit	lap	Sect-1	Speed	Sect-2	Speed	Sect-3	Speed	Laptime Pit
1	Out	115.3	1:16.223	132.6	27.325	93.9	2:27.305	5	43.376	134.8	1:10.690	131.8	25.967	99.0	2:20.033
2	43.969	131.3	1:10.105	137.5	26.939	82.8	2:21.013	6	44.212	126.9	1:11.715	125.7	28.073	96.7	2:24.000
3	44.424	134.2	1:10.019	137.2	25.688	97.8	2:20.131	7	44.832	114.9	1:20.143	132.9	In		2:39.418 P
4	43.666	129.1	1:12.382	137.0	27.577	89.8	2:23.625	8							

121 Dan Collins (10)								Lotus 21 933							
lap	Sect-1	Speed	Sect-2	Speed	Sect-3	Speed	Laptime Pit	lap	Sect-1	Speed	Sect-2	Speed	Sect-3	Speed	Laptime Pit
1	Out	110.9	1:18.082	124.5	29.457	85.5	2:33.150	4	Out	120.7	1:16.159	123.6	28.813	91.2	2:57.490 P
2	47.142	120.7	1:19.119	122.0	29.552	85.7	2:35.813	5	46.363	122.9	1:14.704	127.1	29.949	89.1	2:31.016
3	46.641	122.0	1:16.400	125.9	In		2:36.312 P	6	45.784	123.4	1:28.586	124.0	29.644	77.5	2:44.014

129 Paul Woolley (11)								Scirocco F1 63							
lap	Sect-1	Speed	Sect-2	Speed	Sect-3	Speed	Laptime Pit	lap	Sect-1	Speed	Sect-2	Speed	Sect-3	Speed	Laptime Pit
1	Out	96.7	1:24.436	110.7	31.268	87.6	2:46.176	4	47.515	111.8	1:17.971	119.6	29.468	78.3	2:34.954
2	48.553	107.5	1:18.291	119.4	30.778	88.3	2:37.622	5	48.285	111.1	1:17.494	120.7	28.652	89.4	2:34.431
3	1:28.798	96.8	1:19.406	117.5	29.671	84.3	3:17.875	6	57.734	100.6	1:18.479	117.3	29.599	90.6	2:45.812

151 Rob Hall (9)								Cooper T43/51							
lap	Sect-1	Speed	Sect-2	Speed	Sect-3	Speed	Laptime Pit	lap	Sect-1	Speed	Sect-2	Speed	Sect-3	Speed	Laptime Pit
1	Out	104.9	1:21.259		32.726	72.2	2:42.744	4	47.037	114.1	1:18.183		29.555	85.8	2:34.775
2	50.549	110.7	1:17.594		29.731	91.3	2:37.874	5	55.466	86.3	1:25.305		In		2:54.921 P
3	47.329	115.1	1:19.716		28.455	88.7	2:35.500	6							

248 Klaus Lehr (6)								Maserati 250F CM5							
lap	Sect-1	Speed	Sect-2	Speed	Sect-3	Speed	Laptime Pit	lap	Sect-1	Speed	Sect-2	Speed	Sect-3	Speed	Laptime Pit
1	Out	90.1	1:27.103	116.3	31.779	82.5	2:53.735	4	49.113	104.0	1:21.094	122.7	30.164	83.8	2:40.371
2	51.197	107.9	1:21.306	122.7	31.184	85.3	2:43.687	5	48.912	106.0	1:18.691	126.6	In		2:44.302 P
3	50.544	109.7	1:20.344	125.0	30.904	80.7	2:41.792	6	Out	112.0	1:33.324	118.6	31.704	86.6	3:32.798 P



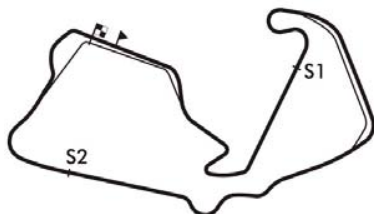
Session Start: 15:29:09 - Finish: 15:47:12
 Weather/Track Conditions: Cloud / Dry
 Circuit: Silverstone Historic Grand Prix
 Track Length: 5.857 Km - 3.6394 miles

Silverstone Classic - 28 - 30 Jul 2017

Maserati Trophy For HGPCA Pre '66 Grand Prix Cars

Qualifying for Race 8 - Best Sector Times

SECTOR 1			SECTOR 2			SECTOR 3			IDEAL / BEST LAP COMPARISON						
NO	TIME	LAP	NO	TIME	LAP	NO	TIME	LAP	NO	NAME	BEST	IN	IDEAL	DIFF	
1	10	43.212	5	3	1:09.527	6	118	25.688	3	118	Sam Wilson	2:20.033	5	2:19.083	+0.950
2	118	43.376	5	118	1:10.019	3	10	26.600	7	10	William Nuthall	2:20.463	7	2:20.010	+0.453
3	3	43.633	6	10	1:10.198	7	3	27.283	5	3	Barry Cannell	2:21.858	6	2:20.443	+1.415
4	11	44.440	5	11	1:11.174	5	44	27.317	2	11	Jon Fairley	2:24.707	2	2:23.391	+1.316
5	2	45.188	5	2	1:12.844	7	29	27.732	7	2	Rod Jolley	2:25.882	7	2:25.773	+0.109
6	26	45.288	3	30	1:13.150	6	2	27.741	7	30	Julian Bronson	2:27.229	3	2:26.841	+0.388
7	44	45.386	3	29	1:13.306	7	26	27.763	5	17	Tony Wood	2:27.950	5	2:27.486	+0.464
8	30	45.526	3	17	1:13.843	5	11	27.777	3	29	Nick Fennell	2:28.224	6	2:26.861	+1.363
9	17	45.665	5	66	1:14.101	4	17	27.978	6	26	Joaquin Folch-Rusir	2:28.828	2	2:28.165	+0.663
10	121	45.784	6	12	1:14.381	3	30	28.165	3	44	Andrew Beaumont	2:29.805	2	2:28.226	+1.579
11	29	45.823	3	121	1:14.704	5	151	28.455	3	66	Sid Hoole	2:30.328	6	2:29.533	+0.795
12	14	46.109	5	52	1:14.713	5	37	28.577	7	52	Tom Dark	2:30.682	5	2:30.682	+0.000
13	66	46.277	6	55	1:14.903	5	80	28.592	7	12	Rudi Friedrichs	2:30.946	4	2:29.911	+1.035
14	12	46.400	4	77	1:15.070	5	129	28.652	5	121	Dan Collins	2:31.016	5	2:29.301	+1.715
15	20	46.594	5	26	1:15.114	2	121	28.813	4	14	Richard Wilson	2:31.500	4	2:30.469	+1.031
16	52	46.860	5	14	1:15.405	4	14	28.955	4	77	Geraint Owen	2:31.880	5	2:31.880	+0.000
17	151	47.037	4	44	1:15.523	2	62	29.089	2	55	Fred Harper	2:32.431	5	2:32.431	+0.000
18	28	47.055	3	37	1:15.596	6	52	29.109	5	37	Charles Gillett	2:33.127	7	2:31.743	+1.384
19	80	47.255	6	80	1:15.794	5	12	29.130	4	80	Nick Taylor	2:33.336	5	2:31.641	+1.695
20	77	47.261	5	42	1:16.124	5	66	29.155	5	20	Alex Morton	2:33.706	5	2:32.683	+1.023
21	62	47.387	3	62	1:16.489	4	71	29.257	5	42	James Willis	2:34.234	5	2:33.699	+0.535
22	129	47.515	4	71	1:16.584	7	42	29.276	5	129	Paul Woolley	2:34.431	5	2:33.661	+0.770
23	71	47.544	3	20	1:16.699	4	18	29.302	4	62	Chris Milner	2:34.756	2	2:32.965	+1.791
24	55	47.568	5	28	1:16.748	2	9	29.319	5	151	Rob Hall	2:34.775	4	2:33.086	+1.689
25	37	47.570	5	38	1:16.926	5	20	29.390	3	38	Tony Best	2:35.019	5	2:34.750	+0.269
26	9	47.595	3	9	1:17.274	5	19	29.424	4	28	Eddie McGuire	2:35.255	2	2:34.114	+1.141
27	27	47.782	4	129	1:17.494	5	27	29.462	4	71	Alan Baillie	2:35.434	5	2:33.385	+2.049
28	7	47.866	5	47	1:17.539	5	38	29.483	6	9	Mark Daniell	2:35.983	5	2:34.188	+1.795
29	35	48.074	6	35	1:17.571	5	77	29.549	5	27	Andrew Smith	2:36.172	5	2:35.121	+1.051
30	8	48.166	4	151	1:17.594	2	7	29.676	7	7	Paul Griffin	2:36.912	5	2:35.585	+1.327
31	21	48.268	4	27	1:17.877	3	33	29.758	4	21	Ian Nuthall	2:36.960	2	2:36.166	+0.794
32	42	48.299	6	8	1:17.908	5	88	29.777	6	47	Carlos Miguens	2:37.004	5	2:37.004	+0.000
33	72	48.300	5	7	1:18.043	6	21	29.830	3	43	Robi Bernberg	2:37.171	4		+
34	38	48.341	5	21	1:18.068	2	72	29.873	6	35	Iain Rowley	2:37.530	3	2:35.623	+1.907
35	46	48.676	5	46	1:18.523	2	55	29.960	5	46	Harindra de Silva	2:37.768	4	2:37.226	+0.542
36	19	48.705	3	88	1:18.585	6	35	29.978	2	16	Marc Valvekens	2:38.648	5	2:38.648	+0.000
37	47	48.843	5	248	1:18.691	5	16	29.991	5	72	Richard Smeeton	2:38.710	5	2:38.044	+0.666
38	248	48.912	5	18	1:18.844	5	46	30.027	4	25	Martin Halusa	2:38.873	4	2:38.873	+0.000
39	25	49.442	4	16	1:19.087	5	40	30.093	5	18	Nigel Batchelor	2:38.919	5	2:37.613	+1.306
40	18	49.467	4	25	1:19.116	4	34	30.123	3	8	Tony Ditheridge	2:38.932	3	2:36.270	+2.662
41	4	49.511	4	34	1:19.149	4	248	30.164	4	19	Paul Grant	2:38.951	5	2:37.600	+1.351
42	16	49.570	5	19	1:19.471	5	8	30.196	5	34	John Bussey	2:39.109	4	2:38.842	+0.267
43	34	49.570	4	72	1:19.871	3	28	30.311	2	88	Bernardo Hartogs	2:40.164	5	2:38.309	+1.855
44	50	49.763	5	40	1:20.041	5	25	30.315	4	248	Klaus Lehr	2:40.371	4	2:37.767	+2.604
45	33	49.833	4	33	1:20.438	5	47	30.622	5	40	Tania Pilkington	2:40.852	5	2:40.719	+0.133
46	88	49.947	4	50	1:20.672	5	4	30.716	2	33	Chris Phillips	2:40.874	4	2:40.029	+0.845
47	23	50.013	5	4	1:21.178	3	23	31.473	4	4	Steve Russell	2:42.796	3	2:41.405	+1.391



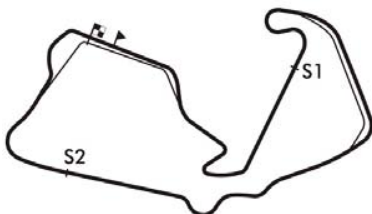
Session Start: 15:29:09 - Finish: 15:47:12
Weather/Track Conditions: Cloud / Dry
Circuit: Silverstone Historic Grand Prix
Track Length: 5.857 Km - 3.6394 miles

Silverstone Classic - 28 - 30 Jul 2017

Maserati Trophy For HGPCA Pre '66 Grand Prix Cars

Qualifying for Race 8 - Best Sector Times

48	53	50.155	5	1	1:21.322	5	50	31.797	7
49	36	50.333	6	36	1:22.468	6	1	31.798	2
50	40	50.585	4	23	1:23.457	4	70	32.333	6
51	1	50.872	3	53	1:23.814	4	36	32.700	6
52	70	51.517	4	70	1:24.755	6	53	33.702	4
53	5	56.363	5	5	1:29.552	4	5	35.737	6
54	6			6			6		
55	22			22			22		
56	43			43			43		



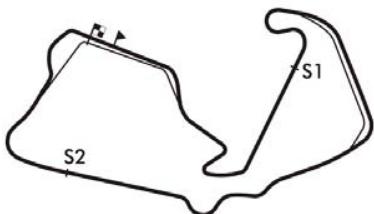
Session Start: 15:29:09 - Finish: 15:47:12
Weather/Track Conditions: Cloud / Dry
Circuit: Silverstone Historic Grand Prix
Track Length: 5.857 Km - 3.6394 miles

Silverstone Classic - 28 - 30 Jul 2017

Maserati Trophy For HGPCA Pre '66 Grand Prix Cars

Qualifying for Race 8 - Best Sector Times

50	Tony Smith	2:43.220	5	2:42.232	+0.988
23	Barry Wood	2:45.412	5	2:44.943	+0.469
36	Erik Staes	2:45.501	6	2:45.501	+0.000
1	Wolfgang Friedrichs	2:45.676	2	2:43.992	+1.684
53	Scotty Taylor	2:48.405	5	2:47.671	+0.734
70	Guy Plante	2:51.481	5	2:48.605	+2.876
5	Michel Baudin	3:04.352	6	3:01.652	+2.700



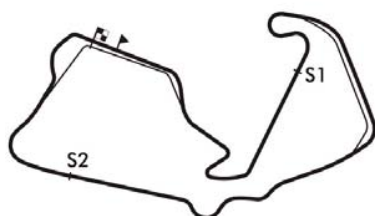
Session Start: 15:29:09 - Finish: 15:47:12
Weather/Track Conditions: Cloud / Dry
Circuit: Silverstone Historic Grand Prix
Track Length: 5.857 Km - 3.6394 miles

Silverstone Classic - 28 - 30 Jul 2017

Maserati Trophy For HGPCA Pre '66 Grand Prix Cars

Qualifying for Race 8 - Best Sector Speeds

	NO	SECTOR 1	MPH	NO	SECTOR 2	MPH	NO	SECTOR 3	MPH
1	118	Sam Wilson	134.8	3	Barry Cannell	138.4	11	Jon Fairley	99.0
2	3	Barry Cannell	133.7	118	Sam Wilson	137.5	118	Sam Wilson	99.0
3	10	William Nuthall	133.2	10	William Nuthall	136.4	10	William Nuthall	97.7
4	11	Jon Fairley	130.6	52	Tom Dark	136.1	3	Barry Cannell	96.4
5	2	Rod Jolley	129.6	77	Geraint Owen	135.3	26	Joaquin Folch-Rusinol	95.1
6	26	Joaquin Folch-Rusinol	129.1	2	Rod Jolley	134.5	2	Rod Jolley	94.7
7	66	Sid Hoole	127.8	26	Joaquin Folch-Rusinol	134.2	14	Richard Wilson	93.7
8	44	Andrew Beaumont	127.6	66	Sid Hoole	132.6	29	Nick Fennell	93.3
9	17	Tony Wood	127.3	62	Chris Milner	131.8	62	Chris Milner	92.8
10	52	Tom Dark	127.3	29	Nick Fennell	131.1	9	Mark Daniell	92.1
11	14	Richard Wilson	126.1	7	Paul Griffin	129.1	80	Nick Taylor	91.9
12	55	Fred Harper	126.1	71	Alan Baillie	129.1	66	Sid Hoole	91.7
13	30	Julian Bronson	125.9	12	Rudi Friedrichs	128.3	12	Rudi Friedrichs	91.6
14	27	Andrew Smith	125.7	44	Andrew Beaumont	128.3	151	Rob Hall	91.3
15	29	Nick Fennell	125.2	37	Charles Gillett	127.8	121	Dan Collins	91.2
16	62	Chris Milner	125.2	50	Tony Smith	127.8	17	Tony Wood	91.1
17	28	Eddie McGuire	124.0	121	Dan Collins	127.1	27	Andrew Smith	90.9
18	121	Dan Collins	123.4	248	Klaus Lehr	126.6	44	Andrew Beaumont	90.6
19	71	Alan Baillie	123.1	42	James Willis	126.4	129	Paul Woolley	90.6
20	7	Paul Griffin	122.9	46	Harindra de Silva	125.4	37	Charles Gillett	90.4
21	38	Tony Best	122.7	25	Martin Halusa	123.4	52	Tom Dark	90.4
22	50	Tony Smith	122.5	20	Alex Morton	122.9	38	Tony Best	90.2
23	9	Mark Daniell	122.2	88	Bernardo Hartogs	122.9	71	Alan Baillie	90.0
24	80	Nick Taylor	122.2	80	Nick Taylor	122.7	77	Geraint Owen	89.7
25	37	Charles Gillett	121.6	35	Iain Rowley	121.4	42	James Willis	89.6
26	20	Alex Morton	121.1	129	Paul Woolley	120.7	30	Julian Bronson	89.4
27	53	Scotty Taylor	120.9	47	Carlos Miguens	120.1	7	Paul Griffin	88.9
28	46	Harindra de Silva	120.1	14	Richard Wilson	119.2	21	Ian Nuthall	88.3
29	35	Iain Rowley	119.8	36	Erik Staes	118.8	72	Richard Smeeton	88.0
30	77	Geraint Owen	119.8	18	Nigel Batchelor	118.6	18	Nigel Batchelor	87.8
31	47	Carlos Miguens	118.6	40	Tania Pilkington	118.1	25	Martin Halusa	87.6
32	8	Tony Ditheridge	118.1	16	Marc Valvekens	117.3	16	Marc Valvekens	87.3
33	72	Richard Smeeton	116.9	72	Richard Smeeton	117.3	20	Alex Morton	87.3
34	42	James Willis	116.7	21	Ian Nuthall	116.3	46	Harindra de Silva	87.3
35	151	Rob Hall	115.1	34	John Bussey	115.9	28	Eddie McGuire	86.8
36	16	Marc Valvekens	114.7	33	Chris Phillips	111.3	55	Fred Harper	86.8
37	21	Ian Nuthall	114.5	53	Scotty Taylor	109.1	35	Iain Rowley	86.7
38	4	Steve Russell	113.9	5	Michel Baudin	105.8	248	Klaus Lehr	86.6
39	19	Paul Grant	113.6	1	Wolfgang Friedrichs	0.0	19	Paul Grant	86.5
40	18	Nigel Batchelor	113.4	4	Steve Russell	0.0	36	Erik Staes	86.5



Session Start: 15:29:09 - Finish: 15:47:12
Weather/Track Conditions: Cloud / Dry
Circuit: Silverstone Historic Grand Prix
Track Length: 5.857 Km - 3.6394 miles

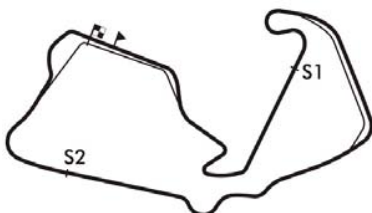


Silverstone Classic - 28 - 30 Jul 2017

Maserati Trophy For HGPCA Pre '66 Grand Prix Cars

Qualifying for Race 8 - Best Sector Speeds

41	36	Erik Staes	113.4	6	Helmut Gassmann	0.0	40	Tania Pilkington	86.5
42	40	Tania Pilkington	113.2	8	Tony Ditheridge	0.0	8	Tony Ditheridge	86.4
43	34	John Bussey	112.8	9	Mark Daniell	0.0	47	Carlos Miguens	85.1
44	12	Rudi Friedrichs	112.2	11	Jon Fairley	0.0	33	Chris Phillips	84.7
45	25	Martin Halusa	112.2	17	Tony Wood	0.0	88	Bernardo Hartogs	84.4
46	248	Klaus Lehr	112.0	19	Paul Grant	0.0	50	Tony Smith	84.0
47	129	Paul Woolley	111.8	22	Peter Horsman	0.0	34	John Bussey	83.7
48	1	Wolfgang Friedrichs	110.9	23	Barry Wood	0.0	23	Barry Wood	83.6
49	33	Chris Phillips	110.4	27	Andrew Smith	0.0	1	Wolfgang Friedrichs	83.5
50	88	Bernardo Hartogs	110.4	28	Eddie McGuire	0.0	4	Steve Russell	83.2
51	23	Barry Wood	109.7	30	Julian Bronson	0.0	53	Scotty Taylor	81.0
52	70	Guy Plante	105.7	38	Tony Best	0.0	5	Michel Baudin	79.0
53	5	Michel Baudin	101.2	43	Robi Bernberg	0.0	70	Guy Plante	77.5
54	6	Helmut Gassmann	0.0	55	Fred Harper	0.0	6	Helmut Gassmann	0.0
55	22	Peter Horsman	0.0	70	Guy Plante	0.0	22	Peter Horsman	0.0
56	43	Robi Bernberg	0.0	151	Rob Hall	0.0	43	Robi Bernberg	0.0



Session Start: 15:29:09 - Finish: 15:47:12
Weather/Track Conditions: Cloud / Dry
Circuit: Silverstone Historic Grand Prix
Track Length: 5.857 Km - 3.6394 miles



Silverstone Classic - 28 - 30 Jul 2017

Maserati Trophy For HGPCA Pre '66 Grand Prix Cars Race 8 - Starting Grid

Sheet No:

Start Time : 16:40 - Heat Duration : 20 Minutes

25	49	70 Guy Plante	50	5 Michel Baudin
24	47	1 Wolfgang Friedrichs	48	53 Scotty Taylor
23	45	23 Barry Wood	46	36 Erik Staes
22	43	4 Steve Russell	44	50 Tony Smith
21	41	40 Tania Pilkington	42	33 Chris Phillips
20	39	88 Bernardo Hartogs	40	248 Klaus Lehr
19	37	19 Paul Grant	38	34 John Bussey
18	35	18 Nigel Batchelor	36	8 Tony Ditheridge
17	33	16 Marc Valvekens	34	25 Martin Halusa
16	31	35 Iain Rowley	32	46 Harindra de Silva
15	29	47 Carlos Miguens	30	43 Robi Bernberg
14	27	7 Paul Griffin	28	21 Ian Nuthall
13	25	71 Alan Baillie	26	27 Andrew Smith
12	23	38 Tony Best	24	28 Eddie McGuire
11	21	129 Paul Woolley	22	62 Chris Milner
10	19	20 Alex Morton	20	42 James Willis
9	17	37 Charles Gillett	18	80 Nick Taylor

RESERVES: (1) 9, (2) 72, (3) 2, (4) 151

Circuit: Silverstone Historic Grand Prix
Track Length: 5.857 Km - 3.6394 miles

These results are provisional until the conclusion of any judicial and technical matters.

Clerk of the Course:

Timekeeper:

Issued at:



Silverstone Classic - 28 - 30 Jul 2017

Maserati Trophy For HGPCA Pre '66 Grand Prix Cars

Race 8 - Starting Grid

Sheet No:

Start Time : 16:40 - Heat Duration : 20 Minutes

8	15	77 Geraint Owen	16	55 Fred Harper
7	13	121 Dan Collins	14	14 Richard Wilson
6	11	52 Tom Dark	12	12 Rudi Friedrichs
5	9	44 Andrew Beaumont	10	66 Sid Hoole
4	7	29 Nick Fennell	8	26 Joaquin Folch-Rusinol
3	5	30 Julian Bronson	6	17 Tony Wood
2	3	3 Barry Cannell	4	11 Jon Fairley
1	1	118 Sam Wilson	2	10 William Nuthall
ROW	Pole Right			

RESERVES: (1) 9, (2) 72, (3) 2, (4) 151

Circuit: Silverstone Historic Grand Prix
Track Length: 5.857 Km - 3.6394 miles

These results are provisional until the conclusion of any judicial and technical matters.

Clerk of the Course:

Timekeeper:

Issued at:



Silverstone Classic - 28 - 30 Jul 2017

Maserati Trophy For HGPCA Pre '66 Grand Prix Cars Race 8 - Classification

Sheet No:

POS	NO	DRIVER/S	CLASS	CLASS POS	CAR MAKE / MODEL	TIME	LAPS	GAP	DIFF	MPH	BEST	ON
1	118	Sam Wilson	7B	1	Lotus 18 372	21:02.865	9	-- 9 laps --		93.37	2:18.141	3
2	11	Jon Fairley	12	1	Brabham BT11/19	21:06.831	9	3.966	3.966	93.08	2:19.526	4
3	10	William Nuthall	7B	2	Cooper T53	21:10.440	9	7.575	3.609	92.81	2:19.363	5
4	3	Barry Cannell	12	2	Brabham BT11A	21:40.392	9	37.527	29.952	90.68	2:23.215	3
5	29	Nick Fennell	11	1	Lotus 25	21:55.787	9	52.922	15.395	89.61	2:22.596	5
6	30	Julian Bronson	8	1	Scarab Offenhauser	21:58.713	9	55.848	2.926	89.42	2:24.639	4
7	66	Sid Hoole	11	2	Cooper T66 F1	22:04.347	9	1:01.482	5.634	89.04	2:25.122	5
8	44	Andrew Beaumont	11	3	Lotus 24 944	22:04.565	9	1:01.700	0.218	89.02	2:24.842	7
9	17	Tony Wood	7A	1	Maserati TecMec	22:05.906	9	1:03.041	1.341	88.93	2:25.646	9
10	26	Joaquin Folch-Rusinol	7A	2	Lotus 16 365	22:33.192	9	1:30.327	27.286	87.13	2:25.871	4
11	121	Dan Collins	10	1	Lotus 21 933	22:39.994	9	1:37.129	6.802	86.70	2:28.537	6
12	37	Charles Gillett	9	1	Cooper T43	22:40.610	9	1:37.745	0.616	86.66	2:28.241	9
13	62	Chris Milner	11	4	Lotus 24 P1	22:45.608	9	1:42.743	4.998	86.35	2:27.880	6
14	77	Geraint Owen	8	2	Kurtis 500C	22:45.959	9	1:43.094	0.351	86.32	2:29.744	8
15	80	Nick Taylor	10	2	Lotus 18 914	22:46.101	9	1:43.236	0.142	86.31	2:29.032	7
16	55	Fred Harper	8	3	Kurtis Offenhauser	22:48.366	9	1:45.501	2.265	86.17	2:28.500	6
17	20	Alex Morton	10	3	Lotus 21 939/952	22:57.561	9	1:54.696	9.195	85.59	2:30.430	7
18	27	Andrew Smith	9	2	Cooper Maserati T51	23:01.064	9	1:58.199	3.503	85.38	2:29.187	9
19	28	Eddie McGuire	8	4	Scarab Offenhauser	23:06.421	9	2:03.556	5.357	85.05	2:31.463	7
20	38	Tony Best	7A	3	Ferrari Dino BR01	23:07.361	9	2:04.496	0.940	84.99	2:31.598	9
21	42	James Willis	9	3	Cooper T45	23:16.504	9	2:13.639	9.143	84.43	2:31.423	7
22	14	Richard Wilson	7B	3	Cooper T51	23:17.772	9	2:14.907	1.268	84.36	2:32.298	7
23	129	Paul Woolley	11	5	Scirocco F1 63	23:18.421	9	2:15.556	0.649	84.32	2:30.241	7
24	7	Paul Griffin	7B	4	Cooper T51	23:19.271	9	2:16.406	0.850	84.26	2:29.959	9
25	35	Iain Rowley	10	4	Assegai	23:22.395	9	2:19.530	3.124	84.08	2:30.855	9
26	25	Martin Halusa	6	1	Maserati 250F 2521	23:28.513	9	2:25.648	6.118	83.71	2:32.594	8
27	8	Tony Ditheridge	9	4	Cooper T45	23:30.360	9	2:27.495	1.847	83.61	2:32.346	7
28	16	Marc Valvekens	8	5	Aston Martin DBR4/4	23:36.736	9	2:33.871	6.376	83.23	2:32.896	7
29	21	Ian Nuthall	5	1	Alfa F2	23:38.075	9	2:35.210	1.339	83.15	2:34.096	5
30	248	Klaus Lehr	6	2	Maserati 250F CM5	21:10.249	8	-- 8 laps --	8.097	82.51	2:34.265	5
31	9	Mark Daniell	9	5	Cooper T45	21:11.553	8	1.304	1.304	82.42	2:30.303	7
32	47	Carlos Miguens	11	6	Lotus 24 947	21:13.382	8	3.133	1.829	82.31	2:35.211	6
33	88	Bernardo Hartogs	10	5	Lotus 18/21 916	21:13.980	8	3.731	0.598	82.27	2:34.740	7
34	43	Robi Bernberg	7C	1	Cooper T43	21:14.492	8	4.243	0.512	82.24	2:35.822	7
35	19	Paul Grant	5	2	Cooper Bristol Mk2 3/52	21:14.743	8	4.494	0.251	82.22	2:35.120	7
36	46	Harindra de Silva	11	7	Lotus 24 946	21:17.319	8	7.070	2.576	82.05	2:35.907	7
37	50	Tony Smith	7B	5	Cooper T51	21:24.022	8	13.773	6.703	81.62	2:36.620	8
38	71	Alan Baillie	10	6	Cooper T71/73	21:29.118	8	18.869	5.096	81.31	2:32.836	8
39	18	Nigel Batchelor	INV	1	Kieft	21:31.291	8	21.042	2.173	81.17	2:37.774	6

Car 1 - Non Starter
First reserve Car 9 starts
Car 11 - transponder stopped working two laps from end of race

Session Start: 16:41:32 - Finish: 17:02:34
Weather/Track Conditions: Overcast / Dry
Circuit: Silverstone Historic Grand Prix
Track Length: 5.857 Km - 3.6394 miles

These results are provisional until the conclusion of any judicial and technical matters.

Clerk of the Course:	Timekeeper:	Issued at:
----------------------	-------------	------------



Silverstone Classic - 28 - 30 Jul 2017

Maserati Trophy For HGPCA Pre '66 Grand Prix Cars

Race 8 - Classification

Sheet No:

40	4	Steve Russell	5	3	Cooper Bristol Mk2 4/53	21:35.062	8	24.813	3.771	80.93	2:37.887	5	
41	34	John Bussey	7C	2	Cooper T43	21:36.675	8	26.426	1.613	80.83	2:36.757	8	
42	33	Chris Phillips	5	4	Cooper Bristol Mk2 6/53	21:36.896	8	26.647	0.221	80.82	2:38.231	5	
43	36	Erik Staes	10	7	Lotus 18/21 P2	21:51.393	8	41.144	14.497	79.92	2:39.072	5	
44	53	Scotty Taylor	12	3	Cooper T53	21:55.479	8	45.230	4.086	79.67	2:38.878	3	
45	70	Guy Plante	9	6	Cooper T45	21:58.013	8	47.764	2.534	79.52	2:36.499	7	
46	40	Tania Pilkington	9	7	Cooper T43	21:58.560	8	48.311	0.547	79.49	2:40.395	8	
47	23	Barry Wood	5	5	Cooper Bristol Mk1 6/52	22:26.071	8	1:15.822	27.511	77.86	2:44.701	3	
48	5	Michel Baudin	9	8	Cooper T45	22:45.433	8	1:35.184	19.362	76.76	2:46.893	8	
----- NOT CLASSIFIED -----													
DNF	52	Tom Dark	7B		Cooper T51	10:08.191	4	-- 4 laps --		86.17	2:26.729	3	
DNF	12	Rudi Friedrichs	7B		Cooper T53	8:00.859	3	-- 3 laps --		29.716	81.74	2:36.128	2

----- FASTEST LAP SUMMARY -----

NO	DRIVER/S	CLASS	CAR MAKE / MODEL	FASTEST LAP	ON	MPH
118	Sam Wilson	7B	Lotus 18 372	2:18.141	3	94.84
11	Jon Fairley	12	Brabham BT11/19	2:19.526	4	93.90
29	Nick Fennell	11	Lotus 25	2:22.596	5	91.88
30	Julian Bronson	8	Scarab Offenhauser	2:24.639	4	90.58
17	Tony Wood	7A	Maserati TecMec	2:25.646	9	89.96
37	Charles Gillett	9	Cooper T43	2:28.241	9	88.38
121	Dan Collins	10	Lotus 21 933	2:28.537	6	88.21
25	Martin Halusa	6	Maserati 250F 2521	2:32.594	8	85.86
21	Ian Nuthall	5	Alfa F2	2:34.096	5	85.02
43	Robi Bernberg	7C	Cooper T43	2:35.822	7	84.08
18	Nigel Batchelor	INV	Kieft	2:37.774	6	83.04

Car 1 - Non Starter

First reserve Car 9 starts

Car 11 - transponder stopped working two laps from end of race

Session Start: 16:41:32 - Finish: 17:02:34

Weather/Track Conditions: Overcast / Dry

Circuit: Silverstone Historic Grand Prix

Track Length: 5.857 Km - 3.6394 miles

These results are provisional until the conclusion of any judicial and technical matters.

Clerk of the Course:	Timekeeper:	Issued at:
----------------------	-------------	------------

Silverstone Classic - 28 - 30 Jul 2017

Maserati Trophy For HGPCA Pre '66 Grand Prix Cars

Race 8 - Sector Analysis

3 Barry Cannell (12)								Brabham BT11A							
lap	Sect-1	Speed	Sect-2	Speed	Sect-3	Speed	Laptime Pit	lap	Sect-1	Speed	Sect-2	Speed	Sect-3	Speed	Laptime Pit
1		129.1	1:11.052	138.9	27.354	90.8	2:25.930	6	45.529	128.1	1:12.396	136.1	28.058	92.9	2:25.983
2	45.088	132.9	1:11.115	138.7	27.337	93.7	2:23.540	7	45.517	128.8	1:11.622	141.0	28.473		2:25.612
3	44.199	134.2	1:11.774	138.7	27.242	97.1	2:23.215	8	44.713	131.1	1:12.220	138.1	27.263		2:24.196
4	45.288	130.8	1:11.142	138.9	26.943	93.3	2:23.373	9	45.815	131.6	1:12.054	138.7	27.343		2:25.212
5	44.192	136.1	1:11.642	139.2	27.497	88.8	2:23.331	10							

4 Steve Russell (5)								Cooper Bristol Mk2 4/53							
lap	Sect-1	Speed	Sect-2	Speed	Sect-3	Speed	Laptime Pit	lap	Sect-1	Speed	Sect-2	Speed	Sect-3	Speed	Laptime Pit
1		101.2	1:24.213		31.126	73.3	2:58.528	5	48.966	112.0	1:19.644		29.277	84.1	2:37.887
2	52.344	108.8	1:21.858		29.332	84.8	2:43.534	6	50.608	110.4	1:19.495		29.263	79.8	2:39.366
3	49.111	113.0	1:20.198		29.185	83.7	2:38.494	7	49.449	113.7	1:20.287		29.438	81.7	2:39.174
4	49.342	110.6	1:19.839		29.612	80.4	2:38.793	8	50.358	113.6	1:19.438		29.490	81.2	2:39.286

5 Michel Baudin (9)								Cooper T45							
lap	Sect-1	Speed	Sect-2	Speed	Sect-3	Speed	Laptime Pit	lap	Sect-1	Speed	Sect-2	Speed	Sect-3	Speed	Laptime Pit
1		115.7	1:24.948		33.533	78.3	3:08.044	5	51.673	109.8	1:23.028		32.587	78.5	2:47.288
2	52.352	113.4	1:22.952		33.792	76.3	2:49.096	6	52.390	116.1	1:23.510		32.827	78.6	2:48.727
3	52.043	112.8	1:23.782		32.955	73.1	2:48.780	7	53.244	116.1	1:22.310		32.912	77.9	2:48.466
4	52.247	113.9	1:23.460		32.432	80.0	2:48.139	8	51.573	117.5	1:22.772		32.548	78.1	2:46.893

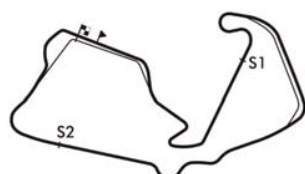
7 Paul Griffin (7B)								Cooper T51							
lap	Sect-1	Speed	Sect-2	Speed	Sect-3	Speed	Laptime Pit	lap	Sect-1	Speed	Sect-2	Speed	Sect-3	Speed	Laptime Pit
1		111.1	1:23.261		30.950	88.9	2:53.950	6	47.084	125.4	1:14.986		29.223	88.4	2:31.293
2	50.260	115.1	1:18.806		30.102	88.3	2:39.168	7	47.011	124.7	1:14.975	130.3	28.517	90.7	2:30.503
3	48.559	120.3	1:18.384	128.3	29.026	88.1	2:35.969	8	46.831	124.0	1:15.117	133.2	28.345	88.1	2:30.293
4	48.029	118.4	1:17.542		29.895	89.0	2:35.466	9	47.201	125.4	1:14.403		28.355	88.4	2:29.959
5	46.864	125.4	1:16.547	126.9	29.259	88.8	2:32.670	10							

8 Tony Ditheridge (9)								Cooper T45							
lap	Sect-1	Speed	Sect-2	Speed	Sect-3	Speed	Laptime Pit	lap	Sect-1	Speed	Sect-2	Speed	Sect-3	Speed	Laptime Pit
1		113.9	1:22.896	122.0	30.421	83.8	2:52.642	6	47.125	125.4	1:16.201		29.589	87.6	2:32.915
2	49.213	116.3	1:17.833		30.245	81.2	2:37.291	7	47.078	124.5	1:16.311		28.957	86.1	2:32.346
3	49.275	119.4	1:18.092		29.469	83.9	2:36.836	8	47.224	123.6	1:16.179		29.658	80.2	2:33.061
4	49.865	116.3	1:17.762		29.140	81.9	2:36.767	9	47.475	122.2	1:16.276		29.485	86.3	2:33.236
5	47.438	120.5	1:17.943		29.885	86.1	2:35.266	10							

9 Mark Daniell (9)								Cooper T45							
lap	Sect-1	Speed	Sect-2	Speed	Sect-3	Speed	Laptime Pit	lap	Sect-1	Speed	Sect-2	Speed	Sect-3	Speed	Laptime Pit
1		112.0	1:19.812		29.668	83.0	2:59.163	5	46.727	123.4	1:14.546		29.048	86.6	2:30.321
2	49.800	120.1	1:17.600		31.023	85.4	2:38.423	6	48.348	122.0	1:13.942		28.812	88.1	2:31.102
3	1:14.578	108.8	1:15.071		28.333	91.1	2:57.982	7	46.997	124.5	1:14.284		29.022	89.8	2:30.303
4	48.393	120.3	1:15.066		28.819	90.6	2:32.278	8	47.487	124.5	1:16.155		28.339	90.7	2:31.981

10 William Nuthall (7B)								Cooper T53							
lap	Sect-1	Speed	Sect-2	Speed	Sect-3	Speed	Laptime Pit	lap	Sect-1	Speed	Sect-2	Speed	Sect-3	Speed	Laptime Pit
1		131.6	1:12.627	137.2	27.075	97.5	2:24.730	6	43.186	132.6	1:10.308	136.7	26.408	98.0	2:19.902
2	43.980	131.8	1:11.045	136.1	26.500	98.5	2:21.525	7	43.622	132.6	1:10.037	139.2	26.909	97.1	2:20.568
3	43.278	132.6	1:10.578	135.8	26.338	98.0	2:20.194	8	43.727	130.8	1:10.929	137.8	27.071	96.6	2:21.727
4	43.192	131.8	1:10.439	135.8	26.347	98.4	2:19.978	9	43.689	132.9	1:11.978	137.8	26.786	93.7	2:22.453
5	43.172	132.4	1:09.952		26.239	98.5	2:19.363	10							

11 Jon Fairley (12)								Brabham BT11/19							
lap	Sect-1	Speed	Sect-2	Speed	Sect-3	Speed	Laptime Pit	lap	Sect-1	Speed	Sect-2	Speed	Sect-3	Speed	Laptime Pit
1		131.1	1:10.994		26.843	97.5	2:23.072	6	43.136	132.1	1:10.087		27.336	90.3	2:20.559
2	43.466	125.0	1:10.325		26.660	98.5	2:20.451	7	44.215	132.6			95.1		2:20.682
3	43.315	133.4	1:10.174		26.633	98.0	2:20.122	8	43.673	130.8					2:20.301
4	43.504	133.4	1:09.474		26.548	97.0	2:19.526	9	43.426	129.3	1:12.732		25.993		2:22.151
5	43.529	133.4	1:10.040		26.398	96.0	2:19.967	10							



Session Start: 16:41:32 - Finish: 17:02:34

Weather/Track Conditions: Overcast / Dry

Circuit: Silverstone Historic Grand Prix

Track Length: 5.857 Km - 3.6394 miles

Silverstone Classic - 28 - 30 Jul 2017

Maserati Trophy For HGPCA Pre '66 Grand Prix Cars

Race 8 - Sector Analysis

12 Rudi Friedrichs (7B)								Cooper T53							
lap	Sect-1	Speed	Sect-2	Speed	Sect-3	Speed	Laptime Pit	lap	Sect-1	Speed	Sect-2	Speed	Sect-3	Speed	Laptime Pit
1		117.9	1:15.927	132.6	29.700	90.1	2:37.041	3	48.985	116.5	1:17.524		In		2:47.690 P
2	47.285	117.9	1:18.716	110.9	30.127	90.6	2:36.128	4							

14 Richard Wilson (7B)								Cooper T51							
lap	Sect-1	Speed	Sect-2	Speed	Sect-3	Speed	Laptime Pit	lap	Sect-1	Speed	Sect-2	Speed	Sect-3	Speed	Laptime Pit
1		121.1	1:19.483		30.100	90.1	2:42.536	6	48.142	121.6	1:17.349		29.103	91.2	2:34.594
2	49.414	117.3	1:17.125		29.486	90.0	2:36.025	7	47.094	120.5	1:16.101		29.103	86.7	2:32.298
3	46.939	119.4	1:17.118		29.968	92.1	2:34.025	8	48.034	120.3	1:17.447		29.532	86.9	2:35.013
4	47.663	122.7	1:16.082		29.558	89.7	2:33.303	9	48.941	119.2	1:15.724		29.147	88.5	2:33.812
5	49.338	107.9	1:17.720		29.108	90.0	2:36.166	10							

16 Marc Valvekens (8)								Aston Martin DBR4/4							
lap	Sect-1	Speed	Sect-2	Speed	Sect-3	Speed	Laptime Pit	lap	Sect-1	Speed	Sect-2	Speed	Sect-3	Speed	Laptime Pit
1		115.5	1:23.389	127.6	30.909	87.0	2:53.533	6	47.632	124.7	1:16.400	129.6	29.247	89.8	2:33.279
2	49.265	116.1	1:19.634	129.8	30.127	89.1	2:39.026	7	47.435	122.0	1:16.339	130.6	29.122	89.1	2:32.896
3	48.844	120.3	1:18.728	128.3	30.051	88.4	2:37.623	8	47.096	123.8	1:16.715	130.6	29.690	84.2	2:33.501
4	48.529	119.2	1:18.355	126.4	29.526	89.6	2:36.410	9	48.669	121.8	1:17.563	123.6	30.087	84.4	2:36.319
5	47.656	122.7	1:17.307	129.1	29.186	88.2	2:34.149	10							

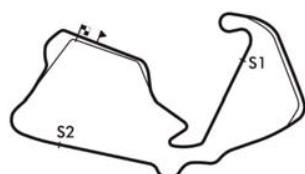
17 Tony Wood (7A)								Maserati TecMec							
lap	Sect-1	Speed	Sect-2	Speed	Sect-3	Speed	Laptime Pit	lap	Sect-1	Speed	Sect-2	Speed	Sect-3	Speed	Laptime Pit
1		125.2	1:13.813		28.131	88.8	2:29.490	6	46.613	126.4	1:14.167		27.992	86.8	2:28.772
2	45.721	127.8	1:13.412		28.351	89.8	2:27.484	7	46.434	123.6	1:12.959		27.242	90.7	2:26.635
3	45.489	128.6	1:13.846		27.909	90.9	2:27.244	8	45.402	129.6	1:12.706		28.090	84.2	2:26.198
4	45.131	129.8	1:13.015		28.771	85.3	2:26.917	9	45.388	129.8	1:13.025		27.233	88.4	2:25.646
5	45.775	128.6	1:13.560		28.185	91.4	2:27.520	10							

18 Nigel Batchelor (INV)								Kieft							
lap	Sect-1	Speed	Sect-2	Speed	Sect-3	Speed	Laptime Pit	lap	Sect-1	Speed	Sect-2	Speed	Sect-3	Speed	Laptime Pit
1		105.4	1:24.472	120.9	31.110	77.8	2:57.620	5	49.973	114.1	1:19.714	119.8	29.467	81.7	2:39.154
2	52.124	112.6	1:19.406	119.0	30.099	79.0	2:41.629	6	50.650	113.2	1:18.416	118.1	28.708	87.2	2:37.774
3	50.662	115.7	1:19.064	119.2	30.066	82.6	2:39.792	7	49.281	113.6	1:20.349	117.7	28.499	86.1	2:38.129
4	49.930	114.5	1:19.486	117.9	29.080	79.8	2:38.496	8	49.546	114.1	1:20.254	117.3	28.897	87.6	2:38.697

19 Paul Grant (5)								Cooper Bristol Mk2 3/52							
lap	Sect-1	Speed	Sect-2	Speed	Sect-3	Speed	Laptime Pit	lap	Sect-1	Speed	Sect-2	Speed	Sect-3	Speed	Laptime Pit
1		108.8	1:22.494		30.997	84.8	2:54.552	5	48.790	112.6	1:18.361		28.725	86.6	2:35.876
2	50.161	112.8	1:19.999		29.097	86.0	2:39.257	6	48.717	113.0	1:18.591		28.644	87.3	2:35.952
3	49.082	114.3	1:19.723		29.934	85.2	2:38.739	7	48.450	114.3	1:17.988		28.682	85.9	2:35.120
4	49.311	104.4	1:18.781		30.077	83.3	2:38.169	8	48.759	111.7	1:18.590		29.729	84.8	2:37.078

20 Alex Morton (10)								Lotus 21 939/952							
lap	Sect-1	Speed	Sect-2	Speed	Sect-3	Speed	Laptime Pit	lap	Sect-1	Speed	Sect-2	Speed	Sect-3	Speed	Laptime Pit
1		119.8	1:18.846	116.3	30.158	86.5	2:42.810	6	46.125	122.2	1:15.499	124.3	29.006	89.7	2:30.630
2	47.890	114.5	1:17.503	126.1	29.026	88.4	2:34.419	7	45.988	122.5	1:15.640	124.7	28.802	88.8	2:30.430
3	47.092	118.8	1:16.567	125.0	29.633	86.9	2:33.292	8	46.641	121.6	1:15.738	124.0	28.797	88.3	2:31.176
4	46.809	118.8	1:15.983	126.1	28.836	88.5	2:31.628	9	46.931	121.6	1:15.391	125.4	28.899	87.8	2:31.221
5	46.580	122.5	1:16.829	122.9	28.546	87.5	2:31.955	10							

21 Ian Nuthall (5)								Alta F2							
lap	Sect-1	Speed	Sect-2	Speed	Sect-3	Speed	Laptime Pit	lap	Sect-1	Speed	Sect-2	Speed	Sect-3	Speed	Laptime Pit
1		114.5	1:21.752	123.1	29.784	86.5	2:50.366	6	48.043	118.1	1:17.769	120.1	29.885	85.6	2:35.697
2	49.956	109.1	1:19.045	121.6	29.827	85.2	2:38.828	7	48.049	118.1	1:18.323	124.0	29.140	88.0	2:35.512
3	48.907	113.4	1:17.617	120.3	30.377	85.3	2:36.901	8	47.933	117.3	1:17.321	119.4	29.189	81.9	2:34.443
4	50.080	115.5	1:17.487	120.9	28.742	85.2	2:36.309	9	48.598	117.5	1:18.192	119.6	29.133	84.4	2:35.923
5	47.775	117.1	1:17.308	120.1	29.013	87.4	2:34.096	10							



Session Start: 16:41:32 - Finish: 17:02:34
Weather/Track Conditions: Overcast / Dry
Circuit: Silverstone Historic Grand Prix
Track Length: 5.857 Km - 3.6394 miles

Silverstone Classic - 28 - 30 Jul 2017

Maserati Trophy For HGPCA Pre '66 Grand Prix Cars

Race 8 - Sector Analysis

23 Barry Wood (5)								Cooper Bristol Mk1 6/52							
lap	Sect-1	Speed	Sect-2	Speed	Sect-3	Speed	Laptime Pit	lap	Sect-1	Speed	Sect-2	Speed	Sect-3	Speed	Laptime Pit
1		104.5	1:24.142		31.766	82.3	3:01.681	5	53.108	105.7	1:22.624		32.266	75.4	2:47.998
2	51.062	110.7	1:22.780		31.692	82.0	2:45.534	6	51.122	112.8	1:22.615		33.461	69.6	2:47.198
3	50.773	112.4	1:22.241		31.687	83.3	2:44.701	7	51.626	111.7	1:22.996		33.300	69.0	2:47.922
4	52.273	110.2	1:21.645		31.144	83.1	2:45.062	8	52.032	111.3	1:22.346		31.597	83.1	2:45.975

25 Martin Halusa (6)								Maserati 250F 2521							
lap	Sect-1	Speed	Sect-2	Speed	Sect-3	Speed	Laptime Pit	lap	Sect-1	Speed	Sect-2	Speed	Sect-3	Speed	Laptime Pit
1		113.2	1:23.135	126.6	30.189	85.5	2:52.936	6	48.943	120.7	1:17.025	129.6	28.472	88.2	2:34.440
2	49.300	117.3	1:18.133	126.1	29.770	86.4	2:37.203	7	47.979	119.6	1:17.449	126.1	28.563	90.0	2:33.991
3	48.720	118.1	1:17.974	126.4	29.684	84.8	2:36.378	8	47.149	120.1	1:16.895	127.3	28.550	88.8	2:32.594
4	48.736	119.0	1:16.142	126.6	28.440	90.4	2:33.318	9	47.407	118.4	1:16.852	125.7	28.840	89.0	2:33.099
5	47.599	111.3	1:17.157	126.6	29.798	87.8	2:34.554	10							

26 Joaquin Folch-Rusinol (7A)								Lotus 16 365							
lap	Sect-1	Speed	Sect-2	Speed	Sect-3	Speed	Laptime Pit	lap	Sect-1	Speed	Sect-2	Speed	Sect-3	Speed	Laptime Pit
1		115.9	1:13.914	136.7	28.284	91.2	2:31.132	6	46.207	128.1	1:13.504	133.7	28.282	92.8	2:27.993
2	45.614	120.9	1:13.525		28.570	93.7	2:27.709	7	48.398	95.1	1:17.736	109.1	28.852	91.6	2:34.986
3	44.825	129.3	1:13.241	136.4	28.148	93.5	2:26.214	8	48.292	95.9	1:16.915	113.7	30.217	83.2	2:35.424
4	45.286	125.7	1:12.059		28.526	81.9	2:25.871	9	48.583	97.8	1:18.114	106.4	29.927	82.2	2:36.624
5	45.852	129.3	1:13.401	133.4	27.986	92.1	2:27.239	10							

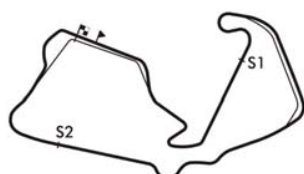
27 Andrew Smith (9)								Cooper Maserati T51							
lap	Sect-1	Speed	Sect-2	Speed	Sect-3	Speed	Laptime Pit	lap	Sect-1	Speed	Sect-2	Speed	Sect-3	Speed	Laptime Pit
1		113.7	1:20.842		30.152	89.7	2:48.010	6	47.648	126.1	1:13.502		28.121	91.3	2:29.271
2	47.874	127.6	1:15.052		29.544	83.8	2:32.470	7	46.789	129.8	1:15.104		28.725	94.4	2:30.618
3	47.945	126.4	1:15.492		29.398	92.3	2:32.835	8	47.362	123.8	1:14.194		28.005	94.7	2:29.561
4	47.804	127.6	1:13.631		28.532	92.6	2:29.967	9	46.257	125.7	1:14.653		28.277	91.4	2:29.187
5	46.253	119.6	1:23.762		29.130	89.8	2:39.145	10							

28 Eddie McGuire (8)								Scarab Offenhauser							
lap	Sect-1	Speed	Sect-2	Speed	Sect-3	Speed	Laptime Pit	lap	Sect-1	Speed	Sect-2	Speed	Sect-3	Speed	Laptime Pit
1		115.5	1:20.602		29.503	84.8	2:46.790	6	47.573	124.5	1:15.281		28.857	86.6	2:31.711
2	47.854	125.0	1:15.877		29.620	86.4	2:33.351	7	47.270	125.4	1:15.579		28.614	85.8	2:31.463
3	47.900	124.5	1:15.643		29.419	88.5	2:32.962	8	48.227	120.9	1:15.210		29.046	89.0	2:32.483
4	48.362	122.9	1:15.077		29.158	86.3	2:32.597	9	47.770	119.6	1:15.732		28.369	90.4	2:31.871
5	48.259	124.0	1:15.678		29.256	88.3	2:33.193	10							

29 Nick Fennell (11)								Lotus 25							
lap	Sect-1	Speed	Sect-2	Speed	Sect-3	Speed	Laptime Pit	lap	Sect-1	Speed	Sect-2	Speed	Sect-3	Speed	Laptime Pit
1		121.6	1:14.087	130.6	27.573	90.9	2:32.050	6	45.757	126.6	1:12.381	129.6	27.325	93.7	2:25.463
2	45.369	126.6	1:13.035	135.3	27.323	93.9	2:25.727	7	44.817	126.1	1:12.621	130.3	27.617	86.7	2:25.055
3	45.377	129.1	1:13.283	130.1	27.147	89.1	2:25.807	8	45.578	125.4	1:12.420	129.8	27.547	90.1	2:25.545
4	44.399	128.6	1:12.050	132.1	27.031	88.1	2:23.480	9	45.460	125.9	1:14.617	129.8	29.987	75.4	2:30.064
5	44.750	127.8	1:11.384	129.3	26.462	95.6	2:22.596	10							

30 Julian Bronson (8)								Scarab Offenhauser							
lap	Sect-1	Speed	Sect-2	Speed	Sect-3	Speed	Laptime Pit	lap	Sect-1	Speed	Sect-2	Speed	Sect-3	Speed	Laptime Pit
1		120.9	1:14.182		28.156	90.0	2:30.490	6	44.597	122.5	1:12.626		27.484	92.2	2:24.707
2	44.924	124.0	1:13.357		28.528	92.1	2:26.809	7	45.236	125.7	1:13.871		27.467	91.9	2:26.574
3	45.236	131.1	1:12.194		27.218	91.9	2:24.648	8	44.531	127.8	1:13.671		28.144	88.8	2:26.346
4	44.716	128.1	1:12.542		27.381	91.2	2:24.639	9	45.984	119.8	1:13.657		29.164	86.7	2:28.805
5	45.546	118.4	1:12.290		27.859	90.8	2:25.695	10							

33 Chris Phillips (5)								Cooper Bristol Mk2 6/53							
lap	Sect-1	Speed	Sect-2	Speed	Sect-3	Speed	Laptime Pit	lap	Sect-1	Speed	Sect-2	Speed	Sect-3	Speed	Laptime Pit
1		105.2	1:23.555	116.3	31.634	73.7	2:58.207	5	49.815	112.4	1:19.287		29.129	85.3	2:38.231
2	52.422	109.7	1:19.793	114.7	29.424	82.4	2:41.639	6	50.448	112.4	1:20.405	113.6	29.276	82.8	2:40.129
3	50.659	104.9	1:19.394		29.381	83.6	2:39.434	7	49.549	112.0	1:21.328		29.502	81.0	2:40.379
4	50.625	108.1	1:20.161	113.9	29.364	81.2	2:40.150	8	49.587	111.8	1:20.074	114.7	29.066	84.9	2:38.727



Session Start: 16:41:32 - Finish: 17:02:34

Weather/Track Conditions: Overcast / Dry

Circuit: Silverstone Historic Grand Prix

Track Length: 5.857 Km - 3.6394 miles

Silverstone Classic - 28 - 30 Jul 2017

Maserati Trophy For HGPCA Pre '66 Grand Prix Cars

Race 8 - Sector Analysis

34 John Bussey (7C)								Cooper T43							
lap	Sect-1	Speed	Sect-2	Speed	Sect-3	Speed	Laptime Pit	lap	Sect-1	Speed	Sect-2	Speed	Sect-3	Speed	Laptime Pit
1		107.4	1:22.351	114.9	32.315	75.9	2:57.380	5	49.964	111.5	1:19.723	117.3	29.672	81.8	2:39.359
2	51.393	110.4	1:20.036	117.3	30.246	80.1	2:41.675	6	51.282	110.9	1:21.940	118.8	30.246	81.0	2:43.468
3	49.953	113.7	1:19.603	117.7	30.108	83.8	2:39.664	7	50.982	110.7	1:19.764	119.2	29.163	83.1	2:39.909
4	49.652	112.0	1:19.244	117.3	29.567	83.4	2:38.463	8	48.649	113.9	1:19.210	117.7	28.898	83.9	2:36.757

35 Iain Rowley (10)								Assegai							
lap	Sect-1	Speed	Sect-2	Speed	Sect-3	Speed	Laptime Pit	lap	Sect-1	Speed	Sect-2	Speed	Sect-3	Speed	Laptime Pit
1		112.4	1:22.710	122.7	30.277	84.3	2:52.140	6	47.406	119.4	1:16.686	122.9	29.143	84.5	2:33.235
2	49.392	116.7	1:17.903		30.050	83.9	2:37.345	7	47.397	120.1	1:16.296	122.7	28.710	88.5	2:32.403
3	49.655	116.1	1:17.211	123.6	29.926	86.6	2:36.792	8	47.436	119.8	1:16.133	123.4	28.384	87.4	2:31.953
4	49.557	117.1	1:16.560	124.3	28.632	87.4	2:34.749	9	47.260	119.8	1:15.369	122.7	28.226	87.6	2:30.855
5	47.313	120.7	1:16.585	125.9	29.025	86.9	2:32.923	10							

36 Erik Staes (10)								Lotus 18/21 P2							
lap	Sect-1	Speed	Sect-2	Speed	Sect-3	Speed	Laptime Pit	lap	Sect-1	Speed	Sect-2	Speed	Sect-3	Speed	Laptime Pit
1		107.7	1:23.772	114.3	33.224	80.5	3:04.044	5	48.715	116.5	1:19.210	121.4	31.147	82.3	2:39.072
2	50.903	114.5	1:21.283	119.0	32.133	84.6	2:44.319	6	50.186	115.9	1:20.202	121.8	31.267	81.7	2:41.655
3	49.732	116.1	1:20.112	121.8	30.772	83.7	2:40.616	7	51.314	115.3	1:18.911	123.6	30.964	88.4	2:41.189
4	50.624	111.8	1:19.132	120.5	30.667	87.8	2:40.423	8	50.559	113.2	1:17.891	120.9	31.625	87.4	2:40.075

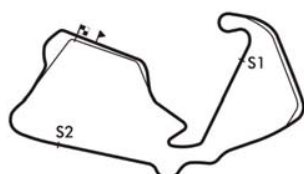
37 Charles Gillett (9)								Cooper T43							
lap	Sect-1	Speed	Sect-2	Speed	Sect-3	Speed	Laptime Pit	lap	Sect-1	Speed	Sect-2	Speed	Sect-3	Speed	Laptime Pit
1		112.6	1:18.007	128.3	28.530	89.0	2:40.548	6	46.968	124.5	1:15.282	123.6	28.920	88.4	2:31.170
2	46.678	122.2	1:15.443	129.1	27.967	91.6	2:30.088	7	48.015	122.9	1:14.208	129.6	28.076	91.1	2:30.299
3	46.166	124.0	1:14.492	129.8	28.496	89.2	2:29.154	8	47.298	122.7	1:13.304	133.2	28.669	88.0	2:29.271
4	49.148	121.6	1:14.170	131.3	28.204	87.5	2:31.522	9	46.413	122.9	1:13.859	128.1	27.969	85.5	2:28.241
5	46.980	122.9	1:15.019	128.3	28.318	90.9	2:30.317	10							

38 Tony Best (7A)								Ferrari Dino BR01							
lap	Sect-1	Speed	Sect-2	Speed	Sect-3	Speed	Laptime Pit	lap	Sect-1	Speed	Sect-2	Speed	Sect-3	Speed	Laptime Pit
1		120.7	1:21.910		29.989	82.2	2:47.770	6	47.696	121.6	1:15.264		28.871	90.0	2:31.831
2	49.091	112.4	1:15.955		28.818	89.7	2:33.864	7	47.298	124.0	1:16.120		28.741	87.5	2:32.159
3	47.481	126.9	1:15.435		29.158	88.3	2:32.074	8	47.707	120.7	1:16.175		28.682	89.2	2:32.564
4	47.799	119.8	1:15.840		28.884	88.8	2:32.523	9	47.623	127.1	1:15.506		28.469	89.4	2:31.598
5	48.715	103.9	1:15.144		29.119	86.8	2:32.978	10							

40 Tania Pilkington (9)								Cooper T43							
lap	Sect-1	Speed	Sect-2	Speed	Sect-3	Speed	Laptime Pit	lap	Sect-1	Speed	Sect-2	Speed	Sect-3	Speed	Laptime Pit
1		107.4	1:24.171	117.3	31.277	83.7	3:00.694	5	50.662	112.4	1:21.023	117.5	30.315	84.4	2:42.000
2	50.680	113.4	1:22.089	118.1	30.977	82.6	2:43.746	6	51.660	108.9	1:21.019	118.8	30.044	83.6	2:42.723
3	50.901	113.2	1:21.950	117.9	30.748	81.8	2:43.599	7	50.182	113.0	1:20.068	117.9	30.421	82.2	2:40.671
4	51.869	110.7	1:22.557	117.3	30.306	84.4	2:44.732	8	50.295	114.5	1:19.723	118.6	30.377	82.3	2:40.395

42 James Willis (9)								Cooper T45							
lap	Sect-1	Speed	Sect-2	Speed	Sect-3	Speed	Laptime Pit	lap	Sect-1	Speed	Sect-2	Speed	Sect-3	Speed	Laptime Pit
1		110.9	1:21.716	125.2	30.439	85.2	2:47.344	6	47.791	118.6	1:15.561	126.4	28.822	90.4	2:32.174
2	48.731	115.3	1:16.667	125.4	29.966	88.9	2:35.364	7	47.274	119.4	1:15.665	126.1	28.484	88.9	2:31.423
3	49.273	113.2	1:16.574		29.535	88.5	2:35.382	8	47.668	119.2	1:16.347	125.7	28.723	86.9	2:32.738
4	48.596	116.3	1:16.301	125.0	29.639	84.2	2:34.536	9	48.096	116.9	1:16.364	122.0	29.299	88.3	2:33.759
5	48.577	108.2	1:16.154		29.053	88.9	2:33.784	10							

43 Robi Bernberg (7C)								Cooper T43							
lap	Sect-1	Speed	Sect-2	Speed	Sect-3	Speed	Laptime Pit	lap	Sect-1	Speed	Sect-2	Speed	Sect-3	Speed	Laptime Pit
1		114.1	1:23.813		29.824	85.3	2:51.729	5	48.933	113.4	1:19.182	122.7	29.244	88.0	2:37.359
2	49.837	116.1	1:20.583	121.6	29.225	86.3	2:39.645	6	49.073	114.3	1:18.892		29.351	86.9	2:37.316
3	49.275	116.9	1:17.946	123.1	29.195	85.8	2:36.416	7	48.923	115.5	1:18.219		28.680	87.6	2:35.822
4	49.657	114.5	1:18.766		29.266	87.3	2:37.689	8	49.350	112.6	1:19.375		29.791	85.3	2:38.516



Session Start: 16:41:32 - Finish: 17:02:34

Weather/Track Conditions: Overcast / Dry

Circuit: Silverstone Historic Grand Prix

Track Length: 5.857 Km - 3.6394 miles

Silverstone Classic - 28 - 30 Jul 2017

Maserati Trophy For HGPCA Pre '66 Grand Prix Cars

Race 8 - Sector Analysis

44 Andrew Beaumont (11)								Lotus 24 944							
lap	Sect-1	Speed	Sect-2	Speed	Sect-3	Speed	Laptime Pit	lap	Sect-1	Speed	Sect-2	Speed	Sect-3	Speed	Laptime Pit
1		123.8	1:15.098	133.4	28.418	90.2	2:34.282	6	45.684	125.0	1:13.667	131.6	28.111	92.7	2:27.462
2	46.290	125.7	1:13.771	129.6	27.373	90.0	2:27.434	7	45.327	127.8	1:12.735	129.8	26.780	91.7	2:24.842
3	44.996	128.3	1:13.140	130.3	27.599	87.7	2:25.735	8	46.116	127.8	1:12.222	131.6	28.717	82.0	2:27.055
4	45.685	127.3	1:12.857	130.3	27.030	92.3	2:25.572	9	45.502	128.1	1:12.570	130.1	28.183	87.0	2:26.255
5	44.980	127.1	1:12.810	134.2	28.138	92.7	2:25.928	10							

46 Harindra de Silva (11)								Lotus 24 946							
lap	Sect-1	Speed	Sect-2	Speed	Sect-3	Speed	Laptime Pit	lap	Sect-1	Speed	Sect-2	Speed	Sect-3	Speed	Laptime Pit
1		107.0	1:24.458	123.6	30.222	82.7	2:55.139	5	48.563	112.2	1:18.365	121.8	29.250	86.9	2:36.178
2	49.563	115.3	1:20.380	116.7	30.124	86.1	2:40.067	6	48.111	116.7	1:19.022	124.0	29.843	84.0	2:36.976
3	47.726	117.9	1:19.558	126.1	29.662	84.5	2:36.946	7	48.181	112.0	1:17.497	125.0	30.229	82.7	2:35.907
4	49.975	104.7	1:19.838	124.0	29.367	82.8	2:39.180	8	47.502	116.3	1:20.088	121.6	29.336	81.2	2:36.926

47 Carlos Miguens (11)								Lotus 24 947							
lap	Sect-1	Speed	Sect-2	Speed	Sect-3	Speed	Laptime Pit	lap	Sect-1	Speed	Sect-2	Speed	Sect-3	Speed	Laptime Pit
1		111.7	1:21.216	125.2	29.383	83.1	2:49.525	5	49.330	116.1	1:19.469	123.6	29.223	85.7	2:38.022
2	50.155	117.3	1:18.409	124.3	29.851	82.7	2:38.415	6	47.965	118.6	1:17.762	122.9	29.484	85.8	2:35.211
3	48.253	118.8	1:18.954	120.7	29.937	84.2	2:37.144	7	47.979	117.9	1:19.268	122.0	29.598	83.5	2:36.845
4	50.538	117.1	1:18.728	120.9	29.905	83.7	2:39.171	8	49.921	118.1	1:19.733	118.4	29.395	83.7	2:39.049

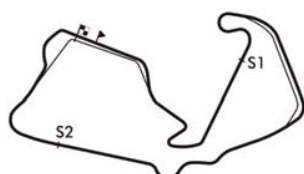
50 Tony Smith (7B)								Cooper T51							
lap	Sect-1	Speed	Sect-2	Speed	Sect-3	Speed	Laptime Pit	lap	Sect-1	Speed	Sect-2	Speed	Sect-3	Speed	Laptime Pit
1		115.3	1:22.284	130.3	31.788	79.7	2:57.921	5	48.764	125.0	1:17.881	131.6	30.534	88.3	2:37.179
2	49.317	124.3	1:18.776	124.5	31.465	82.0	2:39.558	6	48.725	125.2	1:17.816	131.1	30.938	87.2	2:37.479
3	49.257	125.2	1:18.990	133.2	30.980	89.1	2:39.227	7	49.170	124.3	1:18.172	131.1	31.015	87.2	2:38.357
4	48.576	127.6	1:17.976	124.5	31.129	87.0	2:37.681	8	48.964	122.5	1:17.152	129.3	30.504	89.0	2:36.620

52 Tom Dark (7B)								Cooper T51							
lap	Sect-1	Speed	Sect-2	Speed	Sect-3	Speed	Laptime Pit	lap	Sect-1	Speed	Sect-2	Speed	Sect-3	Speed	Laptime Pit
1		125.4	1:15.223	135.0	29.046	87.0	2:35.556	3	46.224	129.8	1:12.403		28.102	88.8	2:26.729
2	46.850	123.6	1:13.955	138.4	28.053	88.9	2:28.858	4	46.138	129.8	1:22.567	134.5	28.343	89.7	2:37.048

53 Scotty Taylor (12)								Cooper T53							
lap	Sect-1	Speed	Sect-2	Speed	Sect-3	Speed	Laptime Pit	lap	Sect-1	Speed	Sect-2	Speed	Sect-3	Speed	Laptime Pit
1		124.5	1:22.391	130.8	32.381	82.7	3:03.070	5	49.891	122.2	1:20.381		33.152	64.7	2:43.424
2	50.550	118.1	1:20.514	118.6	31.862	85.2	2:42.926	6	50.421	118.8	1:19.771	129.8	31.706	79.9	2:41.898
3	49.359	125.7	1:18.749		30.770	79.0	2:38.878	7	51.015	121.6	1:18.672		31.342	78.4	2:41.029
4	49.638	121.4	1:18.647		31.298	83.0	2:39.583	8	51.476	104.4	1:20.783		32.412	80.9	2:44.671

55 Fred Harper (8)								Kurtis Offenhauser							
lap	Sect-1	Speed	Sect-2	Speed	Sect-3	Speed	Laptime Pit	lap	Sect-1	Speed	Sect-2	Speed	Sect-3	Speed	Laptime Pit
1		118.1	1:20.791		29.860	83.1	2:45.390	6	46.135	122.0	1:13.402		28.963	90.3	2:28.500
2	47.185	117.3	1:16.647		30.308	90.0	2:34.140	7	45.876	121.1	1:14.000		28.891	90.4	2:28.767
3	46.227	120.7	1:15.442		30.086	94.3	2:31.755	8	46.504	127.3	1:14.577		28.579	92.7	2:29.660
4	46.494	117.7	1:14.188		28.836	89.6	2:29.518	9	47.817	124.7	1:13.556		28.919	90.6	2:30.292
5	45.979	108.4	1:14.835		29.530	87.6	2:30.344	10							

62 Chris Milner (11)								Lotus 24 P1							
lap	Sect-1	Speed	Sect-2	Speed	Sect-3	Speed	Laptime Pit	lap	Sect-1	Speed	Sect-2	Speed	Sect-3	Speed	Laptime Pit
1		116.9	1:18.207	133.9	29.495	90.0	2:42.965	6	45.715	130.1	1:14.095	133.9	28.070	91.4	2:27.880
2	48.207	121.8	1:15.921	132.4	27.924	94.1	2:32.052	7	47.859	126.9	1:13.576	133.2	28.295	89.8	2:29.730
3	46.385	128.8	1:14.570	132.4	28.382	95.7	2:29.337	8	48.077	122.0	1:13.771	133.4	27.900	95.1	2:29.748
4	46.121	126.4	1:18.120	131.8	27.757	95.3	2:31.998	9	47.580	128.3	1:13.823	133.4	31.764	78.8	2:33.167
5	46.941	117.7	1:13.905		27.885	94.3	2:28.731	10							



Session Start: 16:41:32 - Finish: 17:02:34
Weather/Track Conditions: Overcast / Dry
Circuit: Silverstone Historic Grand Prix
Track Length: 5.857 Km - 3.6394 miles

Silverstone Classic - 28 - 30 Jul 2017

Maserati Trophy For HGPCA Pre '66 Grand Prix Cars

Race 8 - Sector Analysis

66 Sid Hoole (11)								Cooper T66 F1							
lap	Sect-1	Speed	Sect-2	Speed	Sect-3	Speed	Laptime Pit	lap	Sect-1	Speed	Sect-2	Speed	Sect-3	Speed	Laptime Pit
1		124.3	1:14.925	136.4	28.659	91.1	2:34.123	6	45.339	127.8	1:13.238	135.0	28.070	91.9	2:26.647
2	46.707	126.9	1:14.211	134.8	27.759	92.2	2:28.677	7	46.352	129.3	1:12.413	135.3	27.058	92.1	2:25.823
3	45.798	128.6	1:12.759	133.9	27.825	87.4	2:26.382	8	45.788	131.3	1:11.982		28.431	93.7	2:26.201
4	45.716	126.6	1:12.827	135.3	27.480	94.9	2:26.023	9	45.499	128.6	1:12.199	135.6	27.651	90.1	2:25.349
5	45.339	129.3	1:12.543	135.3	27.240	93.9	2:25.122	10							

70 Guy Plante (9)								Cooper T45							
lap	Sect-1	Speed	Sect-2	Speed	Sect-3	Speed	Laptime Pit	lap	Sect-1	Speed	Sect-2	Speed	Sect-3	Speed	Laptime Pit
1		105.2	1:25.731		32.747	76.3	3:06.524	5	51.447	105.2	1:21.928		30.741	82.0	2:44.116
2	50.833	107.2	1:23.094		32.470	71.4	2:46.397	6	50.408	113.2	1:19.159		30.342	83.6	2:39.909
3	51.222	105.0	1:22.923		31.525	78.5	2:45.670	7	49.359	117.5	1:17.628		29.512	84.6	2:36.499
4	50.113	116.3	1:18.995		30.133	86.0	2:39.241	8	48.870	109.8	1:20.407		30.380	79.8	2:39.657

71 Alan Baillie (10)								Cooper T71/73							
lap	Sect-1	Speed	Sect-2	Speed	Sect-3	Speed	Laptime Pit	lap	Sect-1	Speed	Sect-2	Speed	Sect-3	Speed	Laptime Pit
1		123.8	1:53.571	129.1	29.462	84.0	3:18.030	5	48.842	120.5	1:16.459	128.1	31.404	77.0	2:36.705
2	49.476	117.9	1:17.974	128.1	30.490	79.1	2:37.940	6	48.240	121.6	1:17.059	128.8	29.058	82.5	2:34.357
3	48.914	116.7	1:18.597	126.6	29.923	80.7	2:37.434	7	49.094	122.5	1:16.336	133.4	29.631	85.2	2:35.061
4	49.020	120.7	1:17.992	129.1	29.743	83.7	2:36.755	8	48.158	124.3	1:15.616	132.4	29.062	82.6	2:32.836

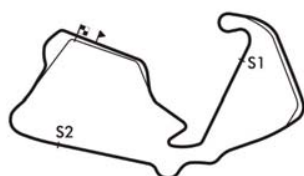
77 Geraint Owen (8)								Kurtis 500C							
lap	Sect-1	Speed	Sect-2	Speed	Sect-3	Speed	Laptime Pit	lap	Sect-1	Speed	Sect-2	Speed	Sect-3	Speed	Laptime Pit
1		122.2	1:15.366	141.3	28.767	93.2	2:36.162	6	47.546	121.8	1:14.887		28.976	92.3	2:31.409
2	46.957	118.8	1:15.348	134.5	29.657	91.3	2:31.962	7	46.913	131.1	1:14.028	138.9	28.889	92.1	2:29.830
3	46.799	122.9	1:15.395	137.8	29.410	90.2	2:31.604	8	46.711	128.8	1:14.028	142.8	29.005	93.2	2:29.744
4	47.479	124.7	1:15.007	135.6	28.920	92.3	2:31.406	9	48.570	118.4	1:14.847	134.5	30.308	85.9	2:33.725
5	46.399	115.7	1:14.582	140.7	29.136	91.3	2:30.117	10							

80 Nick Taylor (10)								Lotus 18 914							
lap	Sect-1	Speed	Sect-2	Speed	Sect-3	Speed	Laptime Pit	lap	Sect-1	Speed	Sect-2	Speed	Sect-3	Speed	Laptime Pit
1		120.3	1:18.283	123.8	29.284	90.9	2:41.016	6	45.958	124.0	1:15.133	125.7	28.212	91.4	2:29.303
2	46.555	120.5	1:16.848	124.3	29.115	90.7	2:32.518	7	46.181	124.3	1:14.771	127.3	28.080	90.8	2:29.032
3	47.142	121.6	1:16.110	126.1	28.451	90.0	2:31.703	8	46.643	119.6	1:14.925	127.3	28.020	91.3	2:29.588
4	46.556	121.8	1:15.994	124.0	28.033	92.3	2:30.583	9	47.043	120.1	1:15.558	127.1	29.488	86.7	2:32.089
5	46.245	120.3	1:15.832	126.6	28.192	93.2	2:30.269	10							

88 Bernardo Hartogs (10)								Lotus 18/21 916							
lap	Sect-1	Speed	Sect-2	Speed	Sect-3	Speed	Laptime Pit	lap	Sect-1	Speed	Sect-2	Speed	Sect-3	Speed	Laptime Pit
1		99.4	1:22.684	118.8	31.790	78.8	2:57.035	5	48.729	114.5	1:17.512	125.9	29.583	85.4	2:35.824
2	49.783	112.6	1:18.427	122.9	31.155	81.0	2:39.365	6	48.987	119.0	1:18.582	127.6	30.373	82.0	2:37.942
3	50.166	112.0	1:17.830	127.1	30.167	86.0	2:38.163	7	48.087	115.5	1:17.078	122.5	29.575	85.6	2:34.740
4	48.508	117.7	1:17.488	129.6	29.973	85.4	2:35.969	8	48.548	120.9	1:17.074	128.6	29.320	86.3	2:34.942

118 Sam Wilson (7B)								Lotus 18 372							
lap	Sect-1	Speed	Sect-2	Speed	Sect-3	Speed	Laptime Pit	lap	Sect-1	Speed	Sect-2	Speed	Sect-3	Speed	Laptime Pit
1		127.8	1:11.392	137.0	26.538	98.0	2:22.422	6	43.209	131.6	1:10.107	138.4	25.869	97.7	2:19.185
2	43.810	129.8	1:10.382	137.8	25.912	100.5	2:20.104	7	43.579	133.7	1:11.182	136.1	26.388	96.0	2:21.149
3	42.954	130.3	1:09.219	137.8	25.968	97.7	2:18.141	8	43.975	132.1	1:09.510	130.3	28.222	92.9	2:21.707
4	42.852	134.5	1:09.687	138.1	25.964	100.5	2:18.503	9	44.952	131.3	1:10.542	121.6	27.641	74.9	2:23.135
5	43.066	135.3	1:09.560	139.5	25.893	99.0	2:18.519	10							

121 Dan Collins (10)								Lotus 21 933							
lap	Sect-1	Speed	Sect-2	Speed	Sect-3	Speed	Laptime Pit	lap	Sect-1	Speed	Sect-2	Speed	Sect-3	Speed	Laptime Pit
1		121.8	1:17.553	127.1	29.882	90.8	2:39.590	6	46.016	123.6	1:14.267	125.2	28.254	91.8	2:28.537
2	46.550	122.9	1:16.499	125.9	29.023	91.1	2:32.072	7	46.013	121.8	1:14.436	126.4	28.714	88.5	2:29.163
3	46.605	123.6	1:14.618	127.3	28.084	92.4	2:29.307	8	46.372	122.7	1:14.159	126.1	29.088	89.4	2:29.619
4	47.056	123.1	1:15.911	126.4	28.364	92.6	2:31.331	9	46.465	122.7	1:15.235	125.2	28.822	88.0	2:30.522
5	46.500	124.5	1:15.017	127.3	28.336	91.8	2:29.853	10							



Session Start: 16:41:32 - Finish: 17:02:34

Weather/Track Conditions: Overcast / Dry

Circuit: Silverstone Historic Grand Prix

Track Length: 5.857 Km - 3.6394 miles

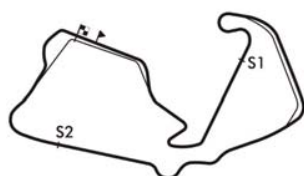
Silverstone Classic - 28 - 30 Jul 2017

Maserati Trophy For HGPCA Pre '66 Grand Prix Cars

Race 8 - Sector Analysis

129 Paul Woolley (11)								Scirocco F1 63							
lap	Sect-1	Speed	Sect-2	Speed	Sect-3	Speed	Laptime Pit	lap	Sect-1	Speed	Sect-2	Speed	Sect-3	Speed	Laptime Pit
1		105.8	1:20.922	123.1	29.311	88.3	2:48.537	6	46.476	116.9	1:16.006	123.4	28.402	91.2	2:30.884
2	51.557	107.0	1:18.393	115.3	30.376	80.4	2:40.326	7	46.847	117.3	1:14.971	125.9	28.423	88.0	2:30.241
3	48.527	108.8	1:17.770	123.8	30.480	85.5	2:36.777	8	47.951	110.6	1:16.258	122.5	29.465	89.6	2:33.674
4	48.024	111.3	1:16.245	124.0	28.258	88.8	2:32.527	9	48.984	114.5	1:16.375	125.2	28.826	87.6	2:34.185
5	46.892	104.9	1:16.048	124.0	28.330	90.4	2:31.270	10							

248 Klaus Lehr (6)								Maserati 250F CM5							
lap	Sect-1	Speed	Sect-2	Speed	Sect-3	Speed	Laptime Pit	lap	Sect-1	Speed	Sect-2	Speed	Sect-3	Speed	Laptime Pit
1		120.7	1:22.668	128.3	30.642	88.3	2:54.235	5	47.583	115.9	1:16.978	128.6	29.704	89.6	2:34.265
2	49.645	112.2	1:19.102	127.1	30.411	90.1	2:39.158	6	48.096	113.6	1:18.045	128.1	29.418	89.1	2:35.559
3	48.956	116.3	1:19.293	126.1	29.899	83.8	2:38.148	7	47.976	119.2	1:18.012	128.6	29.554	87.0	2:35.542
4	50.100	108.9	1:18.061	125.0	29.522	90.1	2:37.683	8	48.321	109.1	1:18.137	129.6	29.201	88.8	2:35.659

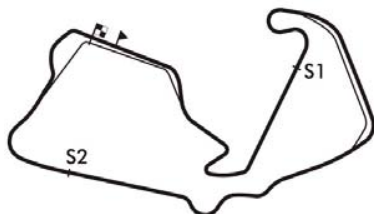


Silverstone Classic - 28 - 30 Jul 2017

Maserati Trophy For HGPCA Pre '66 Grand Prix Cars

Race 8 - Best Sector Times

SECTOR 1				SECTOR 2			SECTOR 3			IDEAL / BEST LAP COMPARISON					
NO	TIME	LAP		NO	TIME	LAP	NO	TIME	LAP	NO	NAME	BEST	IN	IDEAL	DIFF
1	118	42.852	4	118	1:09.219	3	118	25.869	6	118	Sam Wilson	2:18.141	3	2:17.940	+0.201
2	11	43.136	6	11	1:09.474	4	11	25.993	9	10	William Nuthall	2:19.363	5	2:19.363	+0.000
3	10	43.172	5	10	1:09.952	5	10	26.239	5	11	Jon Fairley	2:19.526	4	2:18.603	+0.923
4	3	44.192	5	3	1:11.052	1	29	26.462	5	29	Nick Fennell	2:22.596	5	2:22.245	+0.351
5	29	44.399	4	29	1:11.384	5	44	26.780	7	3	Barry Cannell	2:23.215	3	2:22.187	+1.028
6	30	44.531	8	66	1:11.982	8	3	26.943	4	30	Julian Bronson	2:24.639	4	2:23.943	+0.696
7	26	44.825	3	26	1:12.059	4	66	27.058	7	44	Andrew Beaumont	2:24.842	7	2:23.982	+0.860
8	44	44.980	5	30	1:12.194	3	30	27.218	3	66	Sid Hoole	2:25.122	5	2:24.379	+0.743
9	17	45.131	4	44	1:12.222	8	17	27.233	9	17	Tony Wood	2:25.646	9	2:25.070	+0.576
10	66	45.339	5	52	1:12.403	3	62	27.757	4	26	Joaquin Folch-Rusir	2:25.871	4	2:24.870	+1.001
11	62	45.715	6	17	1:12.706	8	37	27.967	2	62	Chris Milner	2:27.880	6	2:27.048	+0.832
12	55	45.876	7	37	1:13.304	8	26	27.986	5	37	Charles Gillett	2:28.241	9	2:27.437	+0.804
13	80	45.958	6	55	1:13.402	6	27	28.005	8	55	Fred Harper	2:28.500	6	2:27.857	+0.643
14	20	45.988	7	27	1:13.502	6	80	28.020	8	121	Dan Collins	2:28.537	6	2:28.256	+0.281
15	121	46.013	7	62	1:13.576	7	52	28.053	2	80	Nick Taylor	2:29.032	7	2:28.749	+0.283
16	52	46.138	4	9	1:13.942	6	121	28.084	3	27	Andrew Smith	2:29.187	9	2:27.760	+1.427
17	37	46.166	3	77	1:14.028	7	35	28.226	9	77	Geraint Owen	2:29.744	8	2:29.194	+0.550
18	27	46.253	5	121	1:14.159	8	129	28.258	4	7	Paul Griffin	2:29.959	9	2:29.579	+0.380
19	77	46.399	5	7	1:14.403	9	9	28.333	3	129	Paul Woolley	2:30.241	7	2:29.705	+0.536
20	129	46.476	6	80	1:14.771	7	7	28.345	8	9	Mark Daniell	2:30.303	7	2:29.002	+1.301
21	9	46.727	5	129	1:14.971	7	28	28.369	9	20	Alex Morton	2:30.430	7	2:29.925	+0.505
22	7	46.831	8	28	1:15.077	4	25	28.440	4	35	Iain Rowley	2:30.855	9	2:30.855	+0.000
23	14	46.939	3	38	1:15.144	5	38	28.469	9	42	James Willis	2:31.423	7	2:31.319	+0.104
24	8	47.078	7	35	1:15.369	9	42	28.484	7	28	Eddie McGuire	2:31.463	7	2:30.716	+0.747
25	16	47.096	8	20	1:15.391	9	18	28.499	7	38	Tony Best	2:31.598	9	2:30.911	+0.687
26	25	47.149	8	42	1:15.561	6	20	28.546	5	14	Richard Wilson	2:32.298	7	2:31.766	+0.532
27	35	47.260	9	71	1:15.616	8	55	28.579	8	8	Tony Ditheridge	2:32.346	7	2:32.214	+0.132
28	28	47.270	7	14	1:15.724	9	19	28.644	6	25	Martin Halusa	2:32.594	8	2:31.731	+0.863
29	42	47.274	7	12	1:15.927	1	43	28.680	7	71	Alan Baillie	2:32.836	8	2:32.832	+0.004
30	12	47.285	2	25	1:16.142	4	21	28.742	4	16	Marc Valvekens	2:32.896	7	2:32.557	+0.339
31	38	47.298	7	8	1:16.179	8	77	28.767	1	21	Ian Nuthall	2:34.096	5	2:33.825	+0.271
32	46	47.502	8	16	1:16.339	7	34	28.898	8	248	Klaus Lehr	2:34.265	5	2:33.762	+0.503
33	248	47.583	5	248	1:16.978	5	8	28.957	7	88	Bernardo Hartogs	2:34.740	7	2:34.481	+0.259
34	21	47.775	5	88	1:17.074	8	71	29.058	6	19	Paul Grant	2:35.120	7	2:35.082	+0.038
35	47	47.965	6	50	1:17.152	8	33	29.066	8	47	Carlos Miguens	2:35.211	6	2:34.950	+0.261
36	88	48.087	7	21	1:17.308	5	14	29.103	6	43	Robi Bernberg	2:35.822	7	2:35.549	+0.273
37	71	48.158	8	46	1:17.497	7	16	29.122	7	46	Harindra de Silva	2:35.907	7	2:34.249	+1.658
38	19	48.450	7	70	1:17.628	7	4	29.185	3	70	Guy Plante	2:36.499	7	2:36.010	+0.489
39	50	48.576	4	47	1:17.762	6	248	29.201	8	50	Tony Smith	2:36.620	8	2:36.232	+0.388
40	34	48.649	8	36	1:17.891	8	47	29.223	5	34	John Bussey	2:36.757	8	2:36.757	+0.000
41	36	48.715	5	43	1:17.946	3	46	29.250	5	18	Nigel Batchelor	2:37.774	6	2:36.196	+1.578
42	70	48.870	8	19	1:17.988	7	88	29.320	8	4	Steve Russell	2:37.887	5	2:37.589	+0.298
43	43	48.923	7	18	1:18.416	6	70	29.512	7	33	Chris Phillips	2:38.231	5	2:37.902	+0.329
44	4	48.966	5	53	1:18.647	4	12	29.700	1	53	Scotty Taylor	2:38.878	3	2:38.776	+0.102
45	18	49.281	7	34	1:19.210	8	40	30.044	6	36	Erik Staes	2:39.072	5	2:37.273	+1.799
46	53	49.359	3	33	1:19.287	5	50	30.504	8	40	Tania Pilkington	2:40.395	8	2:39.949	+0.446
47	33	49.549	7	4	1:19.438	8	36	30.667	4	23	Barry Wood	2:44.701	3	2:43.562	+1.139



Session Start: 16:41:32 - Finish: 17:02:34

Weather/Track Conditions: Overcast / Dry

Circuit: Silverstone Historic Grand Prix

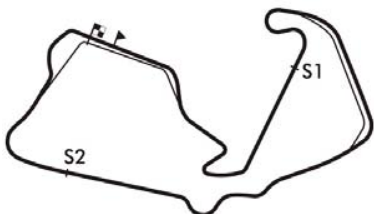
Track Length: 5.857 Km - 3.6394 miles

Silverstone Classic - 28 - 30 Jul 2017

Maserati Trophy For HGPCA Pre '66 Grand Prix Cars

Race 8 - Best Sector Times

48	40	50.182	7	40	1:19.723	8	53	30.770	3
49	23	50.773	3	23	1:21.645	4	23	31.144	4
50	5	51.573	8	5	1:22.310	7	5	32.432	4



Session Start: 16:41:32 - Finish: 17:02:34
Weather/Track Conditions: Overcast / Dry
Circuit: Silverstone Historic Grand Prix
Track Length: 5.857 Km - 3.6394 miles

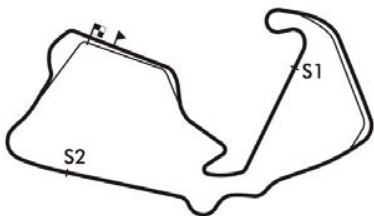


Silverstone Classic - 28 - 30 Jul 2017

Maserati Trophy For HGPCA Pre '66 Grand Prix Cars

Race 8 - Best Sector Times

5	Michel Baudin	2:46.893	8	2:46.315	+0.578
52	Tom Dark	2:26.729	3	2:26.594	+0.135
12	Rudi Friedrichs	2:36.128	2	2:32.912	+3.216



Session Start: 16:41:32 - Finish: 17:02:34
Weather/Track Conditions: Overcast / Dry
Circuit: Silverstone Historic Grand Prix
Track Length: 5.857 Km - 3.6394 miles

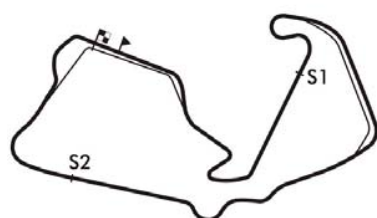


Silverstone Classic - 28 - 30 Jul 2017

Maserati Trophy For HGPCA Pre '66 Grand Prix Cars

Race 8 - Best Sector Speeds

	NO	SECTOR 1	MPH	NO	SECTOR 2	MPH	NO	SECTOR 3	MPH
1	3	Barry Cannell	136.1	77	Geraint Owen	142.8	118	Sam Wilson	100.5
2	118	Sam Wilson	135.3	3	Barry Cannell	141.0	10	William Nuthall	98.5
3	11	Jon Fairley	133.4	118	Sam Wilson	139.5	11	Jon Fairley	98.5
4	10	William Nuthall	132.9	10	William Nuthall	139.2	3	Barry Cannell	97.1
5	66	Sid Hoole	131.3	52	Tom Dark	138.4	62	Chris Milner	95.7
6	30	Julian Bronson	131.1	26	Joaquin Folch-Rusinol	136.7	29	Nick Fennell	95.6
7	77	Geraint Owen	131.1	66	Sid Hoole	136.4	66	Sid Hoole	94.9
8	62	Chris Milner	130.1	29	Nick Fennell	135.3	27	Andrew Smith	94.7
9	17	Tony Wood	129.8	44	Andrew Beaumont	134.2	55	Fred Harper	94.3
10	27	Andrew Smith	129.8	62	Chris Milner	133.9	26	Joaquin Folch-Rusinol	93.7
11	52	Tom Dark	129.8	71	Alan Baillie	133.4	77	Geraint Owen	93.2
12	26	Joaquin Folch-Rusinol	129.3	7	Paul Griffin	133.2	80	Nick Taylor	93.2
13	29	Nick Fennell	129.1	37	Charles Gillett	133.2	44	Andrew Beaumont	92.7
14	44	Andrew Beaumont	128.3	50	Tony Smith	133.2	121	Dan Collins	92.6
15	50	Tony Smith	127.6	12	Rudi Friedrichs	132.6	30	Julian Bronson	92.2
16	55	Fred Harper	127.3	53	Scotty Taylor	130.8	14	Richard Wilson	92.1
17	38	Tony Best	127.1	16	Marc Valvekens	130.6	37	Charles Gillett	91.6
18	53	Scotty Taylor	125.7	25	Martin Halusa	129.6	17	Tony Wood	91.4
19	7	Paul Griffin	125.4	88	Bernardo Hartogs	129.6	129	Paul Woolley	91.2
20	8	Tony Ditheridge	125.4	248	Klaus Lehr	129.6	9	Mark Daniell	91.1
21	28	Eddie McGuire	125.4	80	Nick Taylor	127.3	7	Paul Griffin	90.7
22	16	Marc Valvekens	124.7	121	Dan Collins	127.3	12	Rudi Friedrichs	90.6
23	9	Mark Daniell	124.5	42	James Willis	126.4	25	Martin Halusa	90.4
24	37	Charles Gillett	124.5	20	Alex Morton	126.1	28	Eddie McGuire	90.4
25	121	Dan Collins	124.5	46	Harindra de Silva	126.1	42	James Willis	90.4
26	71	Alan Baillie	124.3	35	Iain Rowley	125.9	248	Klaus Lehr	90.1
27	80	Nick Taylor	124.3	129	Paul Woolley	125.9	38	Tony Best	90.0
28	14	Richard Wilson	122.7	47	Carlos Miguens	125.2	16	Marc Valvekens	89.8
29	20	Alex Morton	122.5	21	Ian Nuthall	124.0	20	Alex Morton	89.7
30	88	Bernardo Hartogs	120.9	36	Erik Staes	123.6	52	Tom Dark	89.7
31	25	Martin Halusa	120.7	43	Robi Bernberg	123.1	50	Tony Smith	89.1
32	35	Iain Rowley	120.7	8	Tony Ditheridge	122.0	35	Iain Rowley	88.5
33	248	Klaus Lehr	120.7	18	Nigel Batchelor	120.9	36	Erik Staes	88.4
34	42	James Willis	119.4	34	John Bussey	119.2	21	Ian Nuthall	88.0
35	47	Carlos Miguens	118.8	40	Tania Pilkington	118.8	43	Robi Bernberg	88.0
36	21	Ian Nuthall	118.1	33	Chris Phillips	116.3	8	Tony Ditheridge	87.6
37	12	Rudi Friedrichs	117.9	4	Steve Russell	0.0	18	Nigel Batchelor	87.6
38	46	Harindra de Silva	117.9	5	Michel Baudin	0.0	19	Paul Grant	87.3
39	5	Michel Baudin	117.5	9	Mark Daniell	0.0	46	Harindra de Silva	86.9
40	70	Guy Plante	117.5	11	Jon Fairley	0.0	88	Bernardo Hartogs	86.3



Session Start: 16:41:32 - Finish: 17:02:34
Weather/Track Conditions: Overcast / Dry
Circuit: Silverstone Historic Grand Prix
Track Length: 5.857 Km - 3.6394 miles

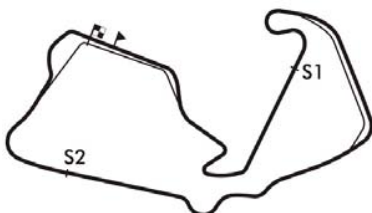


Silverstone Classic - 28 - 30 Jul 2017

Maserati Trophy For HGPCA Pre '66 Grand Prix Cars

Race 8 - Best Sector Speeds

41	129	Paul Woolley	117.3	14	Richard Wilson	0.0	70	Guy Plante	86.0
42	43	Robi Bernberg	116.9	17	Tony Wood	0.0	47	Carlos Miguens	85.8
43	36	Erik Staes	116.5	19	Paul Grant	0.0	33	Chris Phillips	85.3
44	18	Nigel Batchelor	115.7	23	Barry Wood	0.0	53	Scotty Taylor	85.2
45	40	Tania Pilkington	114.5	27	Andrew Smith	0.0	71	Alan Baillie	85.2
46	19	Paul Grant	114.3	28	Eddie McGuire	0.0	4	Steve Russell	84.8
47	34	John Bussey	113.9	30	Julian Bronson	0.0	40	Tania Pilkington	84.4
48	4	Steve Russell	113.7	38	Tony Best	0.0	34	John Bussey	83.9
49	23	Barry Wood	112.8	55	Fred Harper	0.0	23	Barry Wood	83.3
50	33	Chris Phillips	112.4	70	Guy Plante	0.0	5	Michel Baudin	80.0



Session Start: 16:41:32 - Finish: 17:02:34
Weather/Track Conditions: Overcast / Dry
Circuit: Silverstone Historic Grand Prix
Track Length: 5.857 Km - 3.6394 miles

Silverstone Classic - 28 - 30 Jul 2017

Maserati Trophy For HGPCA Pre '66 Grand Prix Cars

Race 8 - Lap Chart

Lap 1			Lap 2			Lap 3			Lap 4			Lap 5			Lap 6		
NO	Behind	Laptime	NO	Behind	Laptime	NO	Behind	Laptime	NO	Behind	Laptime	NO	Behind	Laptime	NO	Behind	Laptime
118		2:22.422	118		2:20.104	118		2:18.141	118		2:18.503	118		2:18.519	118		2:19.185
11	0.650	2:23.072	11	0.997	2:20.451	11	2.978	2:20.122	11	4.001	2:19.526	11	5.449	2:19.967	70	1 LAP	2:44.116
10	2.308	2:24.730	10	3.729	2:21.525	10	5.782	2:20.194	10	7.257	2:19.978	10	8.101	2:19.363	11	6.823	2:20.559
3	3.508	2:25.930	3	6.944	2:23.540	3	12.018	2:23.215	3	16.888	2:23.373	3	21.700	2:23.331	23	1 LAP	2:47.998
17	7.068	2:29.490	17	14.448	2:27.484	30	21.280	2:24.648	30	27.416	2:24.639	29	31.971	2:22.596	10	8.818	2:19.902
30	8.068	2:30.490	30	14.773	2:26.809	29	22.917	2:25.807	29	27.894	2:23.480	30	34.592	2:25.695	5	1 LAP	2:47.288
26	8.710	2:31.132	29	15.251	2:25.727	17	23.551	2:27.244	26	31.756	2:25.871	26	40.476	2:27.239	3	28.498	2:25.983
29	9.628	2:32.050	26	16.315	2:27.709	26	24.388	2:26.214	17	31.965	2:26.917	17	40.966	2:27.520	29	38.249	2:25.463
66	11.701	2:34.123	44	19.190	2:27.434	44	26.784	2:25.735	44	33.853	2:25.572	44	41.262	2:25.928	30	40.114	2:24.707
44	11.860	2:34.282	66	20.274	2:28.677	66	28.515	2:26.382	66	36.035	2:26.023	66	42.638	2:25.122	26	49.284	2:27.993
52	13.134	2:35.556	52	21.888	2:28.858	52	30.476	2:26.729	52	49.021	2:37.048	77	1:03.562	2:30.117	44	49.539	2:27.462
77	13.740	2:36.162	77	25.598	2:31.962	77	39.061	2:31.604	77	51.964	2:31.406	37	1:03.940	2:30.317	66	50.100	2:26.647
12	14.619	2:37.041	37	28.110	2:30.088	37	39.123	2:29.154	37	52.142	2:31.522	121	1:04.464	2:29.853	17	50.553	2:28.772
121	17.168	2:39.590	121	29.136	2:32.072	121	40.302	2:29.307	121	53.130	2:31.331	62	1:07.394	2:28.731	121	1:13.816	2:28.537
37	18.126	2:40.548	12	30.643	2:36.128	62	43.687	2:29.337	80	56.650	2:30.583	80	1:08.400	2:30.269	77	1:15.786	2:31.409
80	18.594	2:41.016	80	31.008	2:32.518	80	44.570	2:31.703	62	57.182	2:31.998	55	1:13.458	2:30.344	37	1:15.925	2:31.170
14	20.114	2:42.536	62	32.491	2:32.052	20	49.854	2:33.292	55	1:01.633	2:29.518	20	1:16.415	2:31.955	62	1:16.089	2:27.880
20	20.388	2:42.810	20	34.703	2:34.419	55	50.618	2:31.755	20	1:02.979	2:31.628	28	1:21.204	2:33.193	80	1:18.518	2:29.303
62	20.543	2:42.965	14	36.035	2:36.025	14	51.919	2:34.025	27	1:04.112	2:29.967	38	1:21.520	2:32.978	55	1:22.773	2:28.500
55	22.968	2:45.390	55	37.004	2:34.140	28	52.436	2:32.962	28	1:06.530	2:32.597	14	1:24.366	2:36.166	20	1:27.860	2:30.630
28	24.368	2:46.790	28	37.615	2:33.351	27	52.648	2:32.835	14	1:06.719	2:33.303	27	1:24.738	2:39.145	28	1:33.730	2:31.711
42	24.922	2:47.344	27	37.954	2:32.470	38	53.041	2:32.074	38	1:07.061	2:32.523	42	1:28.721	2:33.784	38	1:34.166	2:31.831
38	25.348	2:47.770	38	39.108	2:33.864	42	57.423	2:35.382	42	1:13.456	2:34.536	129	1:31.748	2:31.270	27	1:34.824	2:29.271
27	25.588	2:48.010	42	40.182	2:35.364	12	1:00.192	2:47.690	129	1:18.997	2:32.527	35	1:36.260	2:32.923	14	1:39.775	2:34.594
129	26.115	2:48.537	47	45.414	2:38.415	47	1:04.417	2:37.144	25	1:20.665	2:33.318	25	1:36.700	2:34.554	42	1:41.710	2:32.174
47	27.103	2:49.525	129	46.337	2:40.326	129	1:04.973	2:36.777	35	1:21.856	2:34.749	21	1:38.811	2:34.096	129	1:43.447	2:30.884
21	27.944	2:50.366	21	46.668	2:38.828	21	1:05.428	2:36.901	21	1:23.234	2:36.309	7	1:39.534	2:32.670	35	1:50.310	2:33.235
43	29.307	2:51.729	35	46.959	2:37.345	35	1:05.610	2:36.792	8	1:24.366	2:36.767	8	1:41.113	2:35.266	7	1:51.642	2:31.293
35	29.718	2:52.140	8	47.407	2:37.291	25	1:05.850	2:36.378	47	1:25.085	2:39.171	16	1:43.052	2:34.149	25	1:51.955	2:34.440
8	30.220	2:52.642	25	47.613	2:37.203	8	1:06.102	2:36.836	7	1:25.383	2:35.466	47	1:44.588	2:38.022	8	1:54.843	2:32.915
25	30.514	2:52.936	43	48.848	2:39.645	43	1:07.123	2:36.416	43	1:26.309	2:37.689	43	1:45.149	2:37.359	21	1:55.323	2:35.697
16	31.111	2:53.533	16	50.033	2:39.026	7	1:08.420	2:35.969	16	1:27.422	2:36.410	248	1:45.800	2:34.265	16	1:57.146	2:33.279
7	31.528	2:53.950	7	50.592	2:39.168	16	1:09.515	2:37.623	248	1:30.054	2:37.683	88	1:48.667	2:35.824	47	2:00.614	2:35.211
248	31.813	2:54.235	248	50.867	2:39.158	248	1:10.874	2:38.148	88	1:31.362	2:35.969	19	1:48.904	2:35.876	248	2:02.174	2:35.559
19	32.130	2:54.552	19	51.283	2:39.257	46	1:11.485	2:36.946	19	1:31.547	2:38.169	46	1:49.821	2:36.178	43	2:03.280	2:37.316
46	32.717	2:55.139	46	52.680	2:40.067	19	1:11.881	2:38.739	46	1:32.162	2:39.180	50	1:53.877	2:37.179	19	2:05.671	2:35.952
88	34.613	2:57.035	88	53.874	2:39.365	88	1:13.896	2:38.163	50	1:35.217	2:37.681	34	1:58.852	2:39.359	88	2:07.424	2:37.942
34	34.958	2:57.380	50	54.953	2:39.558	50	1:16.039	2:39.227	34	1:38.012	2:38.463	18	1:59.002	2:39.154	46	2:07.612	2:36.976
18	35.198	2:57.620	9	55.060	2:38.423	34	1:18.052	2:39.664	18	1:38.367	2:38.496	4	1:59.547	2:37.887	50	2:12.171	2:37.479
50	35.499	2:57.921	34	56.529	2:41.675	18	1:18.374	2:39.792	4	1:40.179	2:38.793	33	1:59.972	2:38.231	9	2:12.395	2:31.102
33	35.785	2:58.207	18	56.723	2:41.629	33	1:18.613	2:39.434	33	1:40.260	2:40.150	9	2:00.478	2:30.321	18	2:17.591	2:37.774
4	36.106	2:58.528	33	57.320	2:41.639	4	1:19.889	2:38.494	53	1:45.287	2:39.583	71	2:09.175	2:36.705	4	2:19.728	2:39.366
9	36.741	2:59.163	4	59.536	2:43.534	53	1:24.207	2:38.878	9	1:48.676	2:32.278	53	2:10.192	2:43.424	33	2:20.916	2:40.129
40	38.272	3:00.694	40	1:01.914	2:43.746	40	1:27.372	2:43.599	36	1:50.232	2:40.423	36	2:10.785	2:39.072			
23	39.259	3:01.681	53	1:03.470	2:42.926	36	1:28.312	2:40.616	71	1:50.989	2:36.755	40	2:17.082	2:42.000			
53	40.648	3:03.070	23	1:04.689	2:45.534	23	1:31.249	2:44.701	40	1:53.601	2:44.732						
36	41.622	3:04.044	36	1:05.837	2:44.319	71	1:32.737	2:37.434	23	1:57.808	2:45.062						
70	44.102	3:06.524	70	1:10.395	2:46.397	9	1:34.901	2:57.982	70	1:58.662	2:39.241						
5	45.622	3:08.044	71	1:13.444	2:37.940	70	1:37.924	2:45.670	5	2:14.889	2:48.139						
71	55.608	3:18.030	5	1:14.614	2:49.096	5	1:45.253	2:48.780									

Session Start: 16:41:32 - Finish: 17:02:34
Weather/Track Conditions: Overcast / Dry
Circuit: Silverstone Historic Grand Prix
Track Length: 5.857 Km - 3.6394 miles

Silverstone Classic - 28 - 30 Jul 2017

Maserati Trophy For HGPCA Pre '66 Grand Prix Cars

Race 8 - Lap Chart

Lap 7			Lap 8			Lap 9		
NO	Behind	Laptime	NO	Behind	Laptime	NO	Behind	Laptime
118		2:21.149	118		2:21.707	118		2:23.135
34	1 LAP	2:43.468	46	1 LAP	2:35.907	11	3.966	2:22.151
71	1 LAP	2:34.357	11	4.950	2:20.301	248	1 LAP	2:35.659
11	6.356	2:20.682	50	1 LAP	2:38.357	10	7.575	2:22.453
10	8.237	2:20.568	10	8.257	2:21.727	9	1 LAP	2:31.981
53	1 LAP	2:41.898	18	1 LAP	2:38.129	47	1 LAP	2:39.049
36	1 LAP	2:41.655	4	1 LAP	2:39.174	88	1 LAP	2:34.942
40	1 LAP	2:42.723	71	1 LAP	2:35.061	43	1 LAP	2:38.516
70	1 LAP	2:39.909	33	1 LAP	2:40.379	19	1 LAP	2:37.078
3	32.961	2:25.612	34	1 LAP	2:39.909	46	1 LAP	2:36.926
23	1 LAP	2:47.198	53	1 LAP	2:41.029	50	1 LAP	2:36.620
29	42.155	2:25.055	36	1 LAP	2:41.189	71	1 LAP	2:32.836
30	45.539	2:26.574	3	35.450	2:24.196	18	1 LAP	2:38.697
5	1 LAP	2:48.727	40	1 LAP	2:40.671	4	1 LAP	2:39.286
44	53.232	2:24.842	70	1 LAP	2:36.499	34	1 LAP	2:36.757
66	54.774	2:25.823	29	45.993	2:25.545	33	1 LAP	2:38.727
17	56.039	2:26.635	30	50.178	2:26.346	3	37.527	2:25.212
26	1:03.121	2:34.986	44	58.580	2:27.055	36	1 LAP	2:40.075
121	1:21.830	2:29.163	66	59.268	2:26.201	53	1 LAP	2:44.671
77	1:24.467	2:29.830	23	1 LAP	2:47.922	29	52.922	2:30.064
62	1:24.670	2:29.730	17	1:00.530	2:26.198	70	1 LAP	2:39.657
37	1:25.075	2:30.299	26	1:16.838	2:35.424	40	1 LAP	2:40.395
80	1:26.401	2:29.032	5	1 LAP	2:48.466	30	55.848	2:28.805
55	1:30.391	2:28.767	121	1:29.742	2:29.619	66	1:01.482	2:25.349
20	1:37.141	2:30.430	77	1:32.504	2:29.744	44	1:01.700	2:26.255
28	1:44.044	2:31.463	37	1:32.639	2:29.271	17	1:03.041	2:25.646
27	1:44.293	2:30.618	62	1:32.711	2:29.748	23	1 LAP	2:45.975
38	1:45.176	2:32.159	80	1:34.282	2:29.588	26	1:30.327	2:36.624
14	1:50.924	2:32.298	55	1:38.344	2:29.660	121	1:37.129	2:30.522
42	1:51.984	2:31.423	20	1:46.610	2:31.176	37	1:37.745	2:28.241
129	1:52.539	2:30.241	27	1:52.147	2:29.561	5	1 LAP	2:46.893
7	2:00.996	2:30.503	28	1:54.820	2:32.483	62	1:42.743	2:33.167
35	2:01.564	2:32.403	38	1:56.033	2:32.564	77	1:43.094	2:33.725
25	2:04.797	2:33.991	42	2:03.015	2:32.738	80	1:43.236	2:32.089
8	2:06.040	2:32.346	14	2:04.230	2:35.013	55	1:45.501	2:30.292
16	2:08.893	2:32.896	129	2:04.506	2:33.674	20	1:54.696	2:31.221
21	2:09.686	2:35.512	7	2:09.582	2:30.293	27	1:58.199	2:29.187
47	2:16.310	2:36.845	35	2:11.810	2:31.953	28	2:03.556	2:31.871
248	2:16.567	2:35.542	25	2:15.684	2:32.594	38	2:04.496	2:31.598
43	2:17.953	2:35.822	8	2:17.394	2:33.061	42	2:13.639	2:33.759
19	2:19.642	2:35.120	16	2:20.687	2:33.501	14	2:14.907	2:33.812
88	2:21.015	2:34.740	21	2:22.422	2:34.443	129	2:15.556	2:34.185
9	2:21.549	2:30.303				7	2:16.406	2:29.959
						35	2:19.530	2:30.855
						25	2:25.648	2:33.099
						8	2:27.495	2:33.236
						16	2:33.871	2:36.319
						21	2:35.210	2:35.923

Session Start: 16:41:32 - Finish: 17:02:34
Weather/Track Conditions: Overcast / Dry
Circuit: Silverstone Historic Grand Prix
Track Length: 5.857 Km - 3.6394 miles



Silverstone Classic - 28 - 30 Jul 2017

Maserati Trophy For HGPCA Pre '66 Grand Prix Cars Race 20 - Starting Grid - AMENDED

Sheet No:

Start Time : 16:10 - Heat Duration : 20 Minutes

25	49	151	Rob Hall			
24	47	72	Richard Smeeton	48	2	Rod Jolley
23	45	5	Michel Baudin	46	52	Tom Dark
22	43	40	Tania Pilkington	44	23	Barry Wood
21	41	53	Scotty Taylor	42	70	Guy Plante
20	39	33	Chris Phillips	40	36	Erik Staes
19	37	4	Steve Russell	38	34	John Bussey
18	35	71	Alan Baillie	36	18	Nigel Batchelor
17	33	46	Harindra de Silva	34	50	Tony Smith
16	31	88	Bernardo Hartogs	32	19	Paul Grant
15	29	248	Klaus Lehr	30	9	Mark Daniell
14	27	16	Marc Valvekens	28	21	Ian Nuthall
13	25	25	Martin Halusa	26	8	Tony Ditheridge
12	23	7	Paul Griffin	24	35	Iain Rowley
11	21	14	Richard Wilson	22	129	Paul Woolley
10	19	38	Tony Best	20	42	James Willis
9	17	27	Andrew Smith	18	28	Eddie McGuire
8	15	55	Fred Harper	16	20	Alex Morton
7	13	77	Geraint Owen	14	80	Nick Taylor
6	11	37	Charles Gillett	12	62	Chris Milner
5	9	17	Tony Wood	10	121	Dan Collins
4	7	66	Sid Hoole	8	44	Andrew Beaumont
3	5	29	Nick Fennell	6	30	Julian Bronson
2	3	10	William Nuthall	4	3	Barry Cannell
1	1	118	Sam Wilson	2	11	Jon Fairley

Pole Right

ROW

Car 47 - Withdrawn. Cars 72, 2, 151 allowed to start from back of grid.

Circuit: Silverstone Historic Grand Prix
Track Length: 5.857 Km - 3.6394 miles

These results are provisional until the conclusion of any judicial and technical matters.

Clerk of the Course:

Timekeeper:

Issued at:



Silverstone Classic - 28 - 30 Jul 2017

Maserati Trophy For HGPCA Pre '66 Grand Prix Cars Race 20 - Classification

Sheet No:

POS	NO	DRIVER/S	CLASS	CLASS POS	CAR MAKE / MODEL	TIME	LAPS	GAP	DIFF	MPH	BEST	ON
1	11	Jon Fairley	12	1	Brabham BT11/19	21:04.614	9	-- 9 laps --		93.24	2:18.968	2
2	118	Sam Wilson	7B	1	Lotus 18 372	21:09.923	9	5.309	5.309	92.85	2:18.895	2
3	3	Barry Cannell	12	2	Brabham BT11A	21:44.174	9	39.560	34.251	90.41	2:23.235	4
4	29	Nick Fennell	11	1	Lotus 25	21:45.871	9	41.257	1.697	90.29	2:23.121	6
5	30	Julian Bronson	8	1	Scarab Offenhauser	22:11.694	9	1:07.080	25.823	88.55	2:26.183	4
6	44	Andrew Beaumont	11	2	Lotus 24 944	22:16.180	9	1:11.566	4.486	88.25	2:26.773	4
7	17	Tony Wood	7A	1	Maserati TecMec	22:17.102	9	1:12.488	0.922	88.18	2:26.158	2
8	66	Sid Hoole	11	3	Cooper T66 F1	22:21.219	9	1:16.605	4.117	87.91	2:27.067	2
9	2	Rod Jolley	7B	2	Cooper T45/51	22:25.469	9	1:20.855	4.250	87.64	2:25.543	9
10	77	Geraint Owen	8	2	Kurtis 500C	22:30.144	9	1:25.530	4.675	87.33	2:27.921	7
11	121	Dan Collins	10	1	Lotus 21 933	22:30.252	9	1:25.638	0.108	87.33	2:28.182	2
12	37	Charles Gillett	9	1	Cooper T43	22:32.982	9	1:28.368	2.730	87.15	2:29.204	2
13	27	Andrew Smith	9	2	Cooper Maserati T51	22:35.634	9	1:31.020	2.652	86.98	2:28.674	6
14	80	Nick Taylor	10	2	Lotus 18 914	22:36.064	9	1:31.450	0.430	86.95	2:29.586	2
15	62	Chris Milner	11	4	Lotus 24 P1	22:39.423	9	1:34.809	3.359	86.74	2:28.082	6
16	9	Mark Daniell	9	3	Cooper T45	22:39.876	9	1:35.262	0.453	86.71	2:28.042	8
17	52	Tom Dark	7B	3	Cooper T51	22:53.856	9	1:49.242	13.980	85.82	2:27.119	6
18	35	Iain Rowley	10	3	Assegai	22:55.190	9	1:50.576	1.334	85.74	2:31.051	5
19	7	Paul Griffin	7B	4	Cooper T51	22:58.949	9	1:54.335	3.759	85.51	2:30.201	9
20	14	Richard Wilson	7B	5	Cooper T51	23:03.415	9	1:58.801	4.466	85.23	2:31.876	8
21	55	Fred Harper	8	3	Kurtis Offenhauser	23:08.070	9	2:03.456	4.655	84.95	2:31.319	7
22	38	Tony Best	7A	2	Ferrari Dino BR01	23:12.578	9	2:07.964	4.508	84.67	2:32.223	2
23	129	Paul Woolley	11	5	Scirocco F1 63	23:25.836	9	2:21.222	13.258	83.87	2:32.308	9
24	16	Marc Valvekens	8	4	Aston Martin DBR4/4	23:28.686	9	2:24.072	2.850	83.70	2:34.379	3
25	8	Tony Ditheridge	9	4	Cooper T45	23:29.005	9	2:24.391	0.319	83.69	2:33.840	2
26	88	Bernardo Hartogs	10	4	Lotus 18/21 916	24:43.665	9	3:39.051	1:14.660	79.47	2:33.489	7
27	151	Rob Hall	9	5	Cooper T43/51	21:04.920	8	-- 8 laps --	0.483	82.86	2:31.342	5
28	19	Paul Grant	5	1	Cooper Bristol Mk2 3/52	21:05.379	8	0.459	0.459	82.83	2:35.745	3
29	248	Klaus Lehr	6	1	Maserati 250F CM5	21:09.987	8	5.067	4.608	82.53	2:36.023	7
30	4	Steve Russell	5	2	Cooper Bristol Mk2 4/53	21:19.853	8	14.933	9.866	81.89	2:37.472	3
31	72	Richard Smeeton	10	5	LDS 007	21:22.171	8	17.251	2.318	81.74	2:35.899	8
32	34	John Bussey	7C	1	Cooper T43	21:26.565	8	21.645	4.394	81.47	2:38.132	3
33	28	Eddie McGuire	8	5	Scarab Offenhauser	21:30.048	8	25.128	3.483	81.24	2:32.661	7
34	36	Erik Staes	10	6	Lotus 18/21 P2	21:30.211	8	25.291	0.163	81.23	2:37.025	7
35	18	Nigel Batchelor	INV	1	Kieft	21:35.669	8	30.749	5.458	80.89	2:38.090	8
36	33	Chris Phillips	5	3	Cooper Bristol Mk2 6/53	21:53.492	8	48.572	17.823	79.80	2:40.515	7
37	40	Tania Pilkington	9	6	Cooper T43	22:00.073	8	55.153	6.581	79.40	2:41.714	3
38	25	Martin Halusa	6	2	Maserati 250F 2521	22:24.344	8	1:19.424	24.271	77.96	2:42.938	5
39	70	Guy Plante	9	7	Cooper T45	22:29.970	8	1:25.050	5.626	77.64	2:39.716	5

Car 17 - 10 second time penalty (false start)

Car 71 - Non Starter

Session Start: 16:21:57 - Finish: 16:43:01

Weather/Track Conditions: Cloud / Dry

Circuit: Silverstone Historic Grand Prix

Track Length: 5.857 Km - 3.6394 miles

These results are provisional until the conclusion of any judicial and technical matters.

Clerk of the Course:

Timekeeper:

Issued at:



Silverstone Classic - 28 - 30 Jul 2017

Maserati Trophy For HGPCA Pre '66 Grand Prix Cars

Race 20 - Classification

Sheet No:

40	5	Michel Baudin	9	8	Cooper T45	22:37.596	8	1:32.676	7.626	77.21	2:46.218	6
41	53	Scotty Taylor	12	3	Cooper T53	22:39.403	8	1:34.483	1.807	77.10	2:41.957	2
42	23	Barry Wood	5	4	Cooper Bristol Mk1 6/52	22:43.250	8	1:38.330	3.847	76.88	2:46.909	6

----- NOT CLASSIFIED -----

DNF	50	Tony Smith	7B	Cooper T51	18:46.751	7	-- 7 laps --		81.39	2:36.986	2
DNF	20	Alex Morton	10	Lotus 21 939/952	12:46.666	5	-- 5 laps --		85.44	2:31.155	4
DNF	42	James Willis	9	Cooper T45	10:23.071	4	-- 4 laps --	9.451	84.11	2:33.864	4
DNF	21	Ian Nuthall	5	Alta F2	8:01.474	3	-- 3 laps --	12.267	81.63	2:37.177	3
DNF	46	Harindra de Silva	11	Lotus 24 946	8:08.439	3	6.965	6.965	80.47	2:38.847	3
DNF	10	William Nuthall	7B	Cooper T53	4:46.724	2	-- 2 laps --		91.39	2:22.877	2

----- FASTEST LAP SUMMARY -----

NO	DRIVER/S	CLASS	CAR MAKE / MODEL	FASTEST LAP	ON	MPH
118	Sam Wilson	7B	Lotus 18 372	2:18.895	2	94.33
11	Jon Fairley	12	Brabham BT11/19	2:18.968	2	94.28
29	Nick Fennell	11	Lotus 25	2:23.121	6	91.54
17	Tony Wood	7A	Maserati TecMec	2:26.158	2	89.64
30	Julian Bronson	8	Scarab Offenhauser	2:26.183	4	89.63
9	Mark Daniell	9	Cooper T45	2:28.042	8	88.50
121	Dan Collins	10	Lotus 21 933	2:28.182	2	88.42
19	Paul Grant	5	Cooper Bristol Mk2 3/52	2:35.745	3	84.12
248	Klaus Lehr	6	Maserati 250F CM5	2:36.023	7	83.97
18	Nigel Batchelor	INV	Kieft	2:38.090	8	82.88
34	John Bussey	7C	Cooper T43	2:38.132	3	82.85

Car 17 - 10 second time penalty (false start)

Car 71 - Non Starter

Session Start: 16:21:57 - Finish: 16:43:01

Weather/Track Conditions: Cloud / Dry

Circuit: Silverstone Historic Grand Prix

Track Length: 5.857 Km - 3.6394 miles

These results are provisional until the conclusion of any judicial and technical matters.

Clerk of the Course:	Timekeeper:	Issued at:
----------------------	-------------	------------

Silverstone Classic - 28 - 30 Jul 2017

Maserati Trophy For HGPCA Pre '66 Grand Prix Cars

Race 20 - Sector Analysis

2		Rod Jolley (7B)						Cooper T45/51									
lap	Sect-1	Speed	Sect-2	Speed	Sect-3	Speed	Laptime	Pit	lap	Sect-1	Speed	Sect-2	Speed	Sect-3	Speed	Laptime	Pit
1		109.7	1:18.350	132.6	29.724	91.8	2:50.091		6	44.664	131.1	1:12.976	124.3	27.934	93.6	2:25.574	
2	46.444	121.6	1:14.325	133.9	29.134	90.9	2:29.903		7	44.894	130.8	1:12.832	135.3	28.412	92.7	2:26.138	
3	45.897	122.2	1:13.768	134.8	28.689	89.8	2:28.354		8	45.814	126.4	1:12.982	136.1	28.169	94.3	2:26.965	
4	46.375	128.3	1:12.106	136.7	28.113	94.3	2:26.594		9	45.408	129.8	1:12.431		27.704	90.1	2:25.543	
5	45.075	126.1	1:12.931	137.0	28.301	95.1	2:26.307		10								

3		Barry Cannell (12)						Brabham BT11A									
lap	Sect-1	Speed	Sect-2	Speed	Sect-3	Speed	Laptime	Pit	lap	Sect-1	Speed	Sect-2	Speed	Sect-3	Speed	Laptime	Pit
1		117.7	1:12.780	137.8	27.638	82.4	2:26.150		6	44.880	132.1	1:11.180	137.8	27.433	95.1	2:23.493	
2	45.273	128.8	1:11.936	138.9	27.624	88.2	2:24.833		7	45.475	131.3	1:12.363	138.9	28.045	92.8	2:25.883	
3	45.073	131.1	1:11.190	138.1	27.672	92.4	2:23.935		8	46.059	134.5	1:11.721	138.7	28.050	94.9	2:25.830	
4	45.226	131.8	1:10.917	138.1	27.092	96.3	2:23.235		9				137.0	28.148		2:26.940	
5	44.635	129.1					2:23.875		10								

4		Steve Russell (5)						Cooper Bristol Mk2 4/53									
lap	Sect-1	Speed	Sect-2	Speed	Sect-3	Speed	Laptime	Pit	lap	Sect-1	Speed	Sect-2	Speed	Sect-3	Speed	Laptime	Pit
1		109.7	1:20.925		30.605	77.9	2:50.986		5	49.190	111.1	1:19.904		29.239	84.0	2:38.333	
2	50.491	111.3	1:18.548		28.978	82.8	2:38.017		6	49.879	112.4	1:19.329		29.329	83.5	2:38.537	
3	48.957	113.4	1:19.562		28.953	85.7	2:37.472		7	50.004	111.5	1:19.792		29.371	84.6	2:39.167	
4	49.027	114.1	1:19.493		29.362	84.7	2:37.882		8	50.279	111.8	1:19.730		29.450	84.1	2:39.459	

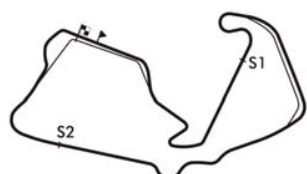
5		Michel Baudin (9)						Cooper T45									
lap	Sect-1	Speed	Sect-2	Speed	Sect-3	Speed	Laptime	Pit	lap	Sect-1	Speed	Sect-2	Speed	Sect-3	Speed	Laptime	Pit
1		105.5	1:24.507		32.699	81.1	3:02.292		5	51.608	117.5	1:22.830		32.544	81.8	2:46.982	
2	52.052	98.7	1:23.859		33.143	81.2	2:49.054		6	51.267	115.9	1:22.992		31.959	82.4	2:46.218	
3	53.780	97.7	1:23.974		32.788	81.6	2:50.542		7	51.040	108.9	1:22.693		33.291	75.5	2:47.024	
4	52.129	110.7	1:23.852		33.262	79.0	2:49.243		8	51.681	118.1	1:22.796		31.764	82.8	2:46.241	

7		Paul Griffin (7B)						Cooper T51									
lap	Sect-1	Speed	Sect-2	Speed	Sect-3	Speed	Laptime	Pit	lap	Sect-1	Speed	Sect-2	Speed	Sect-3	Speed	Laptime	Pit
1		118.8	1:19.327		30.287	84.3	2:45.090		6	47.223	125.7	1:14.999	132.4	28.947	89.5	2:31.169	
2	48.012	121.6	1:17.147	131.1	29.612	85.7	2:34.771		7	46.626	126.6	1:14.777	131.6	29.438	87.0	2:30.841	
3	47.601	125.7	1:15.854		29.034	90.1	2:32.489		8	48.064	119.4	1:15.735		28.987	90.2	2:32.786	
4	46.969	124.7	1:14.844	131.6	29.261	91.9	2:31.074		9	46.758	122.9	1:14.311	131.1	29.132	89.7	2:30.201	
5	46.563	123.4	1:15.123	132.4	28.842	91.1	2:30.528		10								

8		Tony Ditheridge (9)						Cooper T45									
lap	Sect-1	Speed	Sect-2	Speed	Sect-3	Speed	Laptime	Pit	lap	Sect-1	Speed	Sect-2	Speed	Sect-3	Speed	Laptime	Pit
1		117.3	1:17.910	126.4	29.910	85.2	2:43.093		6	48.419	121.4	1:17.672	128.1	29.598	88.3	2:35.689	
2	47.859	118.4	1:16.489	129.6	29.492	87.0	2:33.840		7	48.217	121.1	1:17.870	126.1	30.093	85.4	2:36.180	
3	48.882	117.3	1:17.848	122.7	29.790	89.4	2:36.520		8	48.797	115.9	1:17.859		29.595	83.6	2:36.251	
4	47.749	117.1	1:17.339	127.1	30.196	86.8	2:35.284		9	47.998	115.5	1:16.659		29.556	89.6	2:34.213	
5	49.875	118.1	1:18.333	128.8	29.727	88.3	2:37.935		10								

9		Mark Daniell (9)						Cooper T45									
lap	Sect-1	Speed	Sect-2	Speed	Sect-3	Speed	Laptime	Pit	lap	Sect-1	Speed	Sect-2	Speed	Sect-3	Speed	Laptime	Pit
1		117.9	1:16.938		29.271	87.2	2:42.014		6	46.694	122.5	1:14.676		28.035	91.8	2:29.405	
2	48.175	120.1	1:14.965		28.544	92.9	2:31.684		7	46.279	122.5	1:14.033		27.790	92.4	2:28.102	
3	47.234	120.5	1:15.453		28.681	89.5	2:31.368		8	46.175	122.7	1:14.094		27.773	91.9	2:28.042	
4	47.059	122.7	1:14.632		28.590	91.4	2:30.281		9	46.348	122.9	1:14.299		28.227	92.9	2:28.874	
5	46.440	122.9	1:15.027		28.639	91.1	2:30.106		10								

10		William Nuthall (7B)						Cooper T53									
lap	Sect-1	Speed	Sect-2	Speed	Sect-3	Speed	Laptime	Pit	lap	Sect-1	Speed	Sect-2	Speed	Sect-3	Speed	Laptime	Pit
1		124.5	1:12.103	135.0	26.934	96.7	2:23.847		2	44.045	130.3	1:11.864	134.2	26.968	96.8	2:22.877	



Session Start: 16:21:57 - Finish: 16:43:01

Weather/Track Conditions: Cloud / Dry

Circuit: Silverstone Historic Grand Prix

Track Length: 5.857 Km - 3.6394 miles

Silverstone Classic - 28 - 30 Jul 2017

Maserati Trophy For HGPCA Pre '66 Grand Prix Cars

Race 20 - Sector Analysis

11 Jon Fairley (12)								Brahm BT11/19							
lap	Sect-1	Speed	Sect-2	Speed	Sect-3	Speed	Laptime Pit	lap	Sect-1	Speed	Sect-2	Speed	Sect-3	Speed	Laptime Pit
1		130.6	1:10.618		26.408	100.0	2:21.045	6	43.366	130.6	1:10.093		26.086	99.4	2:19.545
2	43.100	131.8	1:09.680		26.188	97.3	2:18.968	7	43.792	133.9	1:10.678		26.145	99.0	2:20.615
3	44.445	132.1	1:10.159		26.115	95.9	2:20.719	8	44.714	130.6	1:10.438		26.466	98.0	2:21.618
4	43.212	130.8	1:10.021		26.167	99.0	2:19.400	9	43.987	133.7	1:10.287		28.507	86.8	2:22.781
5	43.632	133.2	1:09.776		26.515	94.7	2:19.923	10							

14 Richard Wilson (7B)								Cooper T51							
lap	Sect-1	Speed	Sect-2	Speed	Sect-3	Speed	Laptime Pit	lap	Sect-1	Speed	Sect-2	Speed	Sect-3	Speed	Laptime Pit
1		113.6	1:17.693		29.539	88.7	2:41.799	6	47.620	122.2	1:15.591		29.301	91.4	2:32.512
2	48.729	113.4	1:16.470		28.856	92.2	2:34.055	7	47.935	123.8	1:15.443	131.3	28.596	90.9	2:31.974
3	47.860	116.7	1:15.684		28.790	88.7	2:32.334	8	47.178	120.7	1:15.140		29.558	87.0	2:31.876
4	49.609	119.0	1:15.480		28.853	92.8	2:33.942	9	47.805	116.9	1:15.648		28.717	92.8	2:32.170
5	47.448	119.4	1:16.339		28.966	91.1	2:32.753	10							

16 Marc Valvekens (8)								Aston Martin DBR4/4							
lap	Sect-1	Speed	Sect-2	Speed	Sect-3	Speed	Laptime Pit	lap	Sect-1	Speed	Sect-2	Speed	Sect-3	Speed	Laptime Pit
1		119.0	1:18.351	127.6	29.794	88.4	2:44.245	6	48.296	122.5	1:17.789	127.6	29.522	89.7	2:35.607
2	48.639	121.6	1:17.418	128.3	30.430	86.7	2:36.487	7	48.535	122.9	1:17.680	127.1	29.695	87.2	2:35.910
3	47.886	121.1	1:17.161	126.1	29.332	89.6	2:34.379	8	48.919	121.1	1:17.292	128.1	29.294	89.2	2:35.505
4	48.494	115.1	1:18.646	125.9	29.217	90.1	2:36.357	9	48.862	118.6	1:16.917	128.1	29.675	88.4	2:35.454
5	47.860	117.1	1:17.245	128.6	29.637	89.2	2:34.742	10							

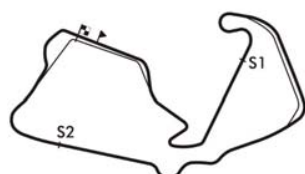
17 Tony Wood (7A)								Maserati TecMec							
lap	Sect-1	Speed	Sect-2	Speed	Sect-3	Speed	Laptime Pit	lap	Sect-1	Speed	Sect-2	Speed	Sect-3	Speed	Laptime Pit
1		121.6	1:14.211		28.174	88.3	2:29.933	6	45.310	126.9	1:13.442		28.021	90.0	2:26.773
2	45.413	125.7	1:12.958		27.787	90.9	2:26.158	7	45.561	128.6	1:13.743		27.652	90.9	2:26.956
3	45.843	122.9	1:12.797		27.857	91.8	2:26.497	8	45.978	123.6	1:14.567		28.177	89.2	2:28.722
4	45.331	125.4	1:12.981		27.967	91.1	2:26.279	9	46.909	127.1	1:14.017	131.3	28.054	90.0	2:28.980
5	45.338	129.3	1:12.882		28.584	88.1	2:26.804	10							

18 Nigel Batchelor (INV)								Kieft							
lap	Sect-1	Speed	Sect-2	Speed	Sect-3	Speed	Laptime Pit	lap	Sect-1	Speed	Sect-2	Speed	Sect-3	Speed	Laptime Pit
1		102.5	1:23.243	116.1	30.734	78.7	2:54.072	5	49.330	110.6	1:19.774	115.9	29.422	86.5	2:38.526
2	51.067	110.4	1:22.384	114.5	30.703	79.4	2:44.154	6	50.148	110.9	1:20.872	115.5	29.359	84.7	2:40.379
3	52.202	110.2	1:20.554	115.1	30.252	82.5	2:43.008	7	49.790	114.1	1:18.998	116.5	29.348	84.0	2:38.136
4	50.261	111.3	1:19.217	117.7	29.826	86.0	2:39.304	8	49.476	113.9	1:18.923	116.7	29.691	83.7	2:38.090

19 Paul Grant (5)								Cooper Bristol Mk2 3/52							
lap	Sect-1	Speed	Sect-2	Speed	Sect-3	Speed	Laptime Pit	lap	Sect-1	Speed	Sect-2	Speed	Sect-3	Speed	Laptime Pit
1		111.5	1:19.370		30.338	86.1	2:46.694	5	48.805	112.2	1:20.418		29.083	85.7	2:38.306
2	48.542	109.1	1:19.062		29.411	86.4	2:37.015	6	49.272	109.7	1:19.339		29.184	84.8	2:37.795
3	48.609	108.1	1:18.225		28.911	83.3	2:35.745	7	48.786	109.5	1:19.052		29.169	86.4	2:37.007
4	48.868	110.7	1:18.116		28.844	85.7	2:35.828	8	48.782	110.9	1:18.571		29.636	84.7	2:36.989

20 Alex Morton (10)								Lotus 21 939/952							
lap	Sect-1	Speed	Sect-2	Speed	Sect-3	Speed	Laptime Pit	lap	Sect-1	Speed	Sect-2	Speed	Sect-3	Speed	Laptime Pit
1		119.6	1:16.393	124.5	29.193	88.0	2:36.172	4	46.960	118.1	1:15.359	125.7	28.836	90.0	2:31.155
2	47.422	117.7	1:17.151	123.6	29.342	89.5	2:33.915	5	46.421	117.3	1:16.736	121.8	29.889	88.7	2:33.046
3	46.475	119.6	1:16.333	122.5	29.570	89.7	2:32.378	6							

21 Ian Nuthall (5)								Alta F2							
lap	Sect-1	Speed	Sect-2	Speed	Sect-3	Speed	Laptime Pit	lap	Sect-1	Speed	Sect-2	Speed	Sect-3	Speed	Laptime Pit
1		107.7	1:19.254	119.2	30.299	88.0	2:47.018	3	48.797	114.9	1:18.884	119.4	29.496	86.6	2:37.177
2	49.388	113.7	1:18.205	119.2	29.686	86.8	2:37.279	4							



Session Start: 16:21:57 - Finish: 16:43:01
Weather/Track Conditions: Cloud / Dry
Circuit: Silverstone Historic Grand Prix
Track Length: 5.857 Km - 3.6394 miles

Silverstone Classic - 28 - 30 Jul 2017

Maserati Trophy For HGPCA Pre '66 Grand Prix Cars

Race 20 - Sector Analysis

23 Barry Wood (5)							Cooper Bristol Mk1 6/52										
lap	Sect-1	Speed	Sect-2	Speed	Sect-3	Speed	Laptime	Pit	lap	Sect-1	Speed	Sect-2	Speed	Sect-3	Speed	Laptime	Pit
1		105.0	1:24.520		32.057	82.1	3:02.955		5	51.726	105.7	1:24.038		31.820	84.9	2:47.584	
2	52.187	96.1	1:24.018		32.611	82.4	2:48.816		6	51.248	108.4	1:23.796		31.865	81.6	2:46.909	
3	53.818	91.3	1:25.621		31.899	82.7	2:51.338		7	51.984	107.7	1:24.586		31.887	81.1	2:48.457	
4	51.830	107.0	1:23.796		33.398	79.9	2:49.024		8	52.756	109.1	1:23.484		31.927	79.9	2:48.167	

25 Martin Halusa (6)							Maserati 250F 2521										
lap	Sect-1	Speed	Sect-2	Speed	Sect-3	Speed	Laptime	Pit	lap	Sect-1	Speed	Sect-2	Speed	Sect-3	Speed	Laptime	Pit
1		104.4	1:20.349	122.7	30.546	85.5	2:49.742		5	50.994	103.9	1:21.621	117.7	30.323	83.6	2:42.938	
2	52.606	102.0	1:21.310	119.6	30.476	84.0	2:44.392		6	51.527	98.3	1:22.023	119.0	31.169	80.8	2:44.719	
3	51.925	107.4	1:38.161	116.3	31.506	80.3	3:01.592		7	51.886	111.7	1:21.492	116.3	31.363	80.0	2:44.741	
4	52.689	111.3	1:21.165	122.0	31.922	83.3	2:45.776		8	54.358	100.5	1:24.671	113.0	31.415	81.2	2:50.444	

27 Andrew Smith (9)							Cooper Maserati T51										
lap	Sect-1	Speed	Sect-2	Speed	Sect-3	Speed	Laptime	Pit	lap	Sect-1	Speed	Sect-2	Speed	Sect-3	Speed	Laptime	Pit
1		124.5	1:15.739		29.608	91.9	2:38.471		6	46.296	128.1	1:13.968		28.410	94.3	2:28.674	
2	46.166	125.7	1:14.868		28.700	93.2	2:29.734		7	46.690	124.7	1:14.656		28.368	94.1	2:29.714	
3	46.331	125.7	1:14.361		28.541	93.2	2:29.233		8	46.466	127.3	1:13.996		28.936	93.9	2:29.398	
4	46.191	126.6	1:14.145		28.479	89.5	2:28.815		9	46.599	126.6	1:15.391		29.591	95.2	2:31.581	
5	46.588	123.4	1:15.029		28.397	91.8	2:30.014		10								

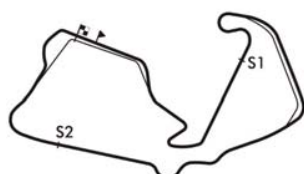
28 Eddie McGuire (8)							Scarab Offenhauser										
lap	Sect-1	Speed	Sect-2	Speed	Sect-3	Speed	Laptime	Pit	lap	Sect-1	Speed	Sect-2	Speed	Sect-3	Speed	Laptime	Pit
1		117.1	1:18.779		30.675	88.3	2:56.747		5	47.880	125.9	1:16.817		30.598	88.0	2:35.295	
2	49.121	113.9	1:18.226		30.337	90.4	2:37.684		6	48.977	122.0	1:16.359		29.100	91.8	2:34.436	
3	48.029	123.6	1:17.041		29.960	92.3	2:35.030		7	47.073	123.4	1:16.004		29.584	93.5	2:32.661	
4	47.575	123.1	1:16.176		29.625	89.4	2:33.376		8	46.961	121.6	1:38.553				3:04.819	

29 Nick Fennell (11)							Lotus 25										
lap	Sect-1	Speed	Sect-2	Speed	Sect-3	Speed	Laptime	Pit	lap	Sect-1	Speed	Sect-2	Speed	Sect-3	Speed	Laptime	Pit
1		122.0	1:12.962	130.6	27.384	91.9	2:26.792		6	44.594	126.1	1:11.726	129.3	26.801	91.3	2:23.121	
2	45.733	124.7	1:12.505	129.6	26.873	91.7	2:25.111		7	44.745	125.7	1:14.555	128.8	27.700	88.3	2:27.000	
3	44.864	126.9	1:12.272	128.8	27.026	94.4	2:24.162		8	45.676	124.5	1:11.946	128.8	27.154	92.7	2:24.776	
4	44.376	128.6	1:12.663	129.6	26.877	91.8	2:23.916		9	46.169	125.2	1:13.115	128.3	27.075	94.4	2:26.359	
5	44.765	125.7	1:12.308	129.1	27.561	90.6	2:24.634		10								

30 Julian Bronson (8)							Scarab Offenhauser										
lap	Sect-1	Speed	Sect-2	Speed	Sect-3	Speed	Laptime	Pit	lap	Sect-1	Speed	Sect-2	Speed	Sect-3	Speed	Laptime	Pit
1		110.9	1:13.732		27.744	92.7	2:28.465		6	45.481	127.1	1:13.833		27.779	89.4	2:27.093	
2	45.137	123.6	1:13.968		27.927	87.5	2:27.032		7	45.603	125.4	1:14.264		28.600	89.2	2:28.467	
3	45.513	116.3	1:13.699		27.516	88.9	2:26.728		8	47.259	120.1	1:15.330		28.299	89.1	2:30.888	
4	45.341	123.6	1:13.306		27.536	90.3	2:26.183		9	46.917	122.0	1:14.583		28.701	90.2	2:30.201	
5	45.247	125.0	1:13.321		28.069	90.1	2:26.637		10								

33 Chris Phillips (5)							Cooper Bristol Mk2 6/53										
lap	Sect-1	Speed	Sect-2	Speed	Sect-3	Speed	Laptime	Pit	lap	Sect-1	Speed	Sect-2	Speed	Sect-3	Speed	Laptime	Pit
1		105.8	1:23.389	113.2	30.583	81.6	2:54.419		5	50.730	107.4	1:21.443	115.5	29.718	82.8	2:41.891	
2	51.472	108.8	1:22.558	114.5	31.365	79.0	2:45.395		6	51.849	102.9	1:21.316	115.3	29.466	84.3	2:42.631	
3	51.916	108.6	1:20.375	115.9	30.921	78.2	2:43.212		7	50.152	108.2	1:20.755	113.0	29.608	82.7	2:40.515	
4	51.168	108.6	1:21.263	115.1	29.756	83.1	2:42.187		8	51.249	104.5	1:21.452	115.9	30.541	81.3	2:43.242	

34 John Bussey (7C)							Cooper T43										
lap	Sect-1	Speed	Sect-2	Speed	Sect-3	Speed	Laptime	Pit	lap	Sect-1	Speed	Sect-2	Speed	Sect-3	Speed	Laptime	Pit
1		109.5	1:20.893	118.6	30.729	79.3	2:51.698		5	49.425	111.8	1:19.549	115.9	30.013	83.2	2:38.987	
2	50.994	112.0	1:20.322	118.1	29.831	84.1	2:41.147		6	50.068	108.2	1:19.870	118.8	29.732	83.8	2:39.670	
3	49.293	112.8	1:19.211	117.9	29.628	82.7	2:38.132		7	49.120	113.4	1:19.352	115.5	29.897	84.4	2:38.369	
4	49.346	112.6	1:20.596	116.3	29.632	81.8	2:39.574		8	49.320	112.8	1:19.323	117.3	30.345	83.9	2:38.988	



Session Start: 16:21:57 - Finish: 16:43:01
 Weather/Track Conditions: Cloud / Dry
 Circuit: Silverstone Historic Grand Prix
 Track Length: 5.857 Km - 3.6394 miles

Silverstone Classic - 28 - 30 Jul 2017

Maserati Trophy For HGPCA Pre '66 Grand Prix Cars

Race 20 - Sector Analysis

35 Iain Rowley (10)							Assegai										
lap	Sect-1	Speed	Sect-2	Speed	Sect-3	Speed	Laptime	Pit	lap	Sect-1	Speed	Sect-2	Speed	Sect-3	Speed	Laptime	Pit
1		113.4	1:17.024	125.0	29.104	87.2	2:40.000		6	47.579	103.6	1:16.441	123.1	28.460	87.0	2:32.480	
2	47.141	119.6	1:16.333	125.2	28.560	88.7	2:32.034		7	46.962	120.3	1:15.941	122.9	28.310	89.1	2:31.213	
3	47.740	121.1	1:15.334	125.0	28.694	89.8	2:31.768		8	47.690	119.8	1:15.764	122.7	28.454	89.2	2:31.908	
4	47.089	119.6	1:16.000	123.4	28.886	91.3	2:31.975		9	46.802	120.1	1:16.692	121.4	29.267	84.6	2:32.761	
5	46.858	121.4	1:15.792	124.7	28.401	89.1	2:31.051		10								

36 Erik Staes (10)							Lotus 18/21 P2										
lap	Sect-1	Speed	Sect-2	Speed	Sect-3	Speed	Laptime	Pit	lap	Sect-1	Speed	Sect-2	Speed	Sect-3	Speed	Laptime	Pit
1		101.7	1:23.483	117.3	31.048	81.9	2:55.986		5	48.223	114.7	1:19.046	119.6	31.108	87.0	2:38.377	
2	49.883	112.8	1:21.724	112.6	31.880	80.0	2:43.487		6	48.798	114.9	1:18.141	120.5	31.044	87.6	2:37.983	
3	49.821	113.6	1:21.275	119.2	30.225	87.5	2:41.321		7	48.409	116.3	1:17.871	119.8	30.745	86.3	2:37.025	
4	48.652	112.8	1:18.929	121.1	31.000	87.8	2:38.581		8	48.915	115.3	1:17.846	121.6	30.690	85.8	2:37.451	

37 Charles Gillett (9)							Cooper T43										
lap	Sect-1	Speed	Sect-2	Speed	Sect-3	Speed	Laptime	Pit	lap	Sect-1	Speed	Sect-2	Speed	Sect-3	Speed	Laptime	Pit
1		123.4	1:15.241	122.2	28.160	92.2	2:32.436		6	46.339	123.1	1:15.236	129.8	27.816	90.0	2:29.391	
2	46.931	121.8	1:14.672	128.1	27.601	91.3	2:29.204		7	47.255	122.2	1:14.795	129.6	27.643	93.2	2:29.693	
3	47.933	120.3	1:14.593	129.1	28.437	88.7	2:30.963		8	46.181	124.3	1:14.492	128.1	28.771	89.2	2:29.444	
4	47.830	115.9	1:16.084	129.8	28.008	91.7	2:31.922		9	47.059	121.8	1:15.324	129.3	27.342	90.9	2:29.725	
5	46.294	122.7	1:15.417	129.8	28.493	87.8	2:30.204		10								

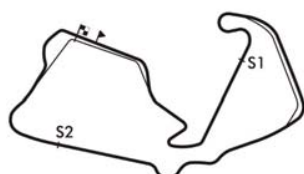
38 Tony Best (7A)							Ferrari Dino BR01										
lap	Sect-1	Speed	Sect-2	Speed	Sect-3	Speed	Laptime	Pit	lap	Sect-1	Speed	Sect-2	Speed	Sect-3	Speed	Laptime	Pit
1		107.4	1:17.499		29.524	86.4	2:40.662		6	47.625	121.4	1:16.126		28.635	89.4	2:32.386	
2	47.745	116.5	1:15.477		29.001	87.4	2:32.223		7					29.616	88.7	2:34.609	
3	48.465	117.1	1:16.554		29.032	89.5	2:34.051		8	48.881	113.7	1:18.065		29.492	87.7	2:36.438	
4	48.006	111.1	1:16.507		29.088	87.0	2:33.601		9	49.046	121.4	1:17.167		29.505	88.1	2:35.718	
5	47.876	122.9	1:16.035		28.979	86.8	2:32.890		10								

40 Tania Pilkington (9)							Cooper T43										
lap	Sect-1	Speed	Sect-2	Speed	Sect-3	Speed	Laptime	Pit	lap	Sect-1	Speed	Sect-2	Speed	Sect-3	Speed	Laptime	Pit
1		108.6	1:22.578	116.7	30.840	84.6	2:57.690		5	51.096	112.6	1:20.443	116.1	30.496	84.9	2:42.035	
2	50.711	110.4	1:20.418	118.4	31.169	81.6	2:42.298		6	51.153	111.3	1:21.283	118.6	30.122	82.2	2:42.558	
3	50.972	113.0	1:20.142	118.8	30.600	86.4	2:41.714		7	50.971	112.8	1:24.331	115.9	30.912	85.1	2:46.214	
4	50.477	113.2	1:21.537	119.6	29.849	86.0	2:41.863		8	53.294	110.9	1:21.324	116.5	31.083	81.5	2:45.701	

42 James Willis (9)							Cooper T45										
lap	Sect-1	Speed	Sect-2	Speed	Sect-3	Speed	Laptime	Pit	lap	Sect-1	Speed	Sect-2	Speed	Sect-3	Speed	Laptime	Pit
1		116.1	1:16.340	125.7	30.828	82.2	2:40.396		3	47.917	115.5	1:16.470	125.7	29.863	90.0	2:34.250	
2	49.552	116.9	1:16.016	123.4	28.993	84.1	2:34.561		4	48.603	116.5	1:16.280	129.1	28.981	88.7	2:33.864	

44 Andrew Beaumont (11)							Lotus 24 944										
lap	Sect-1	Speed	Sect-2	Speed	Sect-3	Speed	Laptime	Pit	lap	Sect-1	Speed	Sect-2	Speed	Sect-3	Speed	Laptime	Pit
1		116.3	1:14.411	131.1	28.306	93.7	2:32.221		6	46.022	124.0	1:14.020	131.1	28.067	90.0	2:28.109	
2	45.832	120.7	1:13.542	132.6	28.843	89.6	2:28.217		7	46.852	124.5	1:13.255	131.3	28.390	91.7	2:28.497	
3	45.619	126.1	1:14.059	131.1	27.449	89.0	2:27.127		8	46.003	123.1	1:14.240	130.3	29.430	90.9	2:29.673	
4	45.484	125.4	1:14.028	129.6	27.261	89.0	2:26.773		9	46.093	123.4	1:13.709	129.3	27.518	91.9	2:27.320	
5	45.628	126.4	1:14.460	131.3	28.155	90.6	2:28.243		10								

46 Harindra de Silva (11)							Lotus 24 946										
lap	Sect-1	Speed	Sect-2	Speed	Sect-3	Speed	Laptime	Pit	lap	Sect-1	Speed	Sect-2	Speed	Sect-3	Speed	Laptime	Pit
1		110.2	1:20.783	122.7	30.098	85.4	2:49.870		3	48.359	116.9	1:20.686	111.7	29.802	80.8	2:38.847	
2	52.269	112.2	1:18.129	122.5	29.324	81.3	2:39.722		4								



Session Start: 16:21:57 - Finish: 16:43:01
 Weather/Track Conditions: Cloud / Dry
 Circuit: Silverstone Historic Grand Prix
 Track Length: 5.857 Km - 3.6394 miles

Silverstone Classic - 28 - 30 Jul 2017

Maserati Trophy For HGPCA Pre '66 Grand Prix Cars

Race 20 - Sector Analysis

50 Tony Smith (7B)								Cooper T51							
lap	Sect-1	Speed	Sect-2	Speed	Sect-3	Speed	Laptime Pit	lap	Sect-1	Speed	Sect-2	Speed	Sect-3	Speed	Laptime Pit
1		114.9	1:18.995	131.1	30.078	89.1	2:46.483	5	48.280	124.7	1:18.678	127.8	31.052	88.7	2:38.010
2	48.617	119.6	1:17.843	132.1	30.526	85.7	2:36.986	6	48.745	117.3	1:19.047	128.8	30.542	82.6	2:38.334
3	48.896	117.1	1:17.906	129.8	30.957	83.2	2:37.759	7	48.414	123.4	1:19.380	107.7	In		2:51.102 P
4	49.920	117.1	1:17.726	131.6	30.431	85.1	2:38.077	8							

52 Tom Dark (7B)								Cooper T51							
lap	Sect-1	Speed	Sect-2	Speed	Sect-3	Speed	Laptime Pit	lap	Sect-1	Speed	Sect-2	Speed	Sect-3	Speed	Laptime Pit
1		105.5	1:21.256	129.8	29.690	79.1	2:53.065	6	46.016	125.9	1:12.679	138.7	28.424	91.7	2:27.119
2	49.374	114.7	1:15.269	137.2	28.650	88.2	2:33.293	7	46.154	131.1	1:14.210	139.5	28.237	91.6	2:28.601
3	47.687	120.3	1:16.179	134.8	28.712	84.2	2:32.578	8	46.140	119.8	1:14.490	137.5	27.969	91.3	2:28.599
4	46.875	127.8	1:14.003		29.182	90.0	2:30.060	9	46.238	127.1	1:14.356	132.4	28.433	90.8	2:29.027
5	48.066	125.4	1:15.215	138.1	28.233	90.1	2:31.514	10							

53 Scotty Taylor (12)								Cooper T53							
lap	Sect-1	Speed	Sect-2	Speed	Sect-3	Speed	Laptime Pit	lap	Sect-1	Speed	Sect-2	Speed	Sect-3	Speed	Laptime Pit
1		116.5	1:21.587		30.626	83.4	2:53.945	5	51.102	114.3	1:22.513	120.1	32.993	78.0	2:46.608
2	49.915	116.3	1:20.424		31.618	82.5	2:41.957	6	52.041	116.9	1:21.619	124.3	32.422	79.7	2:46.082
3	51.140	117.1	1:36.504		31.732	80.0	2:59.376	7	51.432	118.1	1:23.164		33.469	74.6	2:48.065
4	52.078	119.0	1:21.778	120.5	40.688	76.4	2:54.544	8	52.029	108.1	1:23.851		32.946	77.0	2:48.826

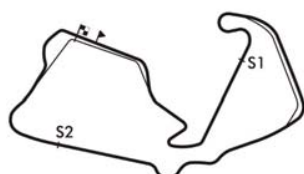
55 Fred Harper (8)								Kurtis Offenhauser							
lap	Sect-1	Speed	Sect-2	Speed	Sect-3	Speed	Laptime Pit	lap	Sect-1	Speed	Sect-2	Speed	Sect-3	Speed	Laptime Pit
1		111.8	1:16.464		31.320	90.3	2:39.580	6	48.332	114.3	1:16.057		29.374	90.4	2:33.763
2	46.760	120.1	1:15.206		30.269	87.3	2:32.235	7	46.465	119.0	1:14.550		30.304	90.9	2:31.319
3	47.034	124.0	1:14.730		31.108	88.4	2:32.872	8	46.406	110.9	1:18.397		30.404	79.0	2:35.207
4	48.137	114.1	1:15.936		29.484	90.9	2:33.557	9	49.543	102.1	1:17.194		30.560	85.5	2:37.297
5	46.776	114.7	1:15.531		29.933	86.4	2:32.240	10							

62 Chris Milner (11)								Lotus 24 P1							
lap	Sect-1	Speed	Sect-2	Speed	Sect-3	Speed	Laptime Pit	lap	Sect-1	Speed	Sect-2	Speed	Sect-3	Speed	Laptime Pit
1		124.0	1:15.528	128.3	29.236	95.3	2:36.498	6	45.952	127.8	1:14.140	131.6	27.990	94.4	2:28.082
2	46.873	123.8	1:14.034	131.8	27.928	94.1	2:28.835	7	46.562	126.9	1:14.400	131.1	28.179	94.5	2:29.141
3	46.054	127.6	1:14.452	132.6	28.756	87.5	2:29.262	8	46.114	126.4	1:18.242	132.6	28.247	94.7	2:32.603
4	45.735	119.4	1:15.736	132.4	28.195	92.9	2:29.666	9	48.600	124.0	1:16.886	129.3	28.830	91.6	2:34.316
5	46.046	126.4	1:16.331	133.2	28.643	87.3	2:31.020	10							

66 Sid Hoole (11)								Cooper T66 F1							
lap	Sect-1	Speed	Sect-2	Speed	Sect-3	Speed	Laptime Pit	lap	Sect-1	Speed	Sect-2	Speed	Sect-3	Speed	Laptime Pit
1		119.0	1:14.305	132.9	28.237	90.8	2:30.720	6	46.292	127.8	1:13.375	132.9	28.547	90.1	2:28.214
2	46.046	127.3	1:12.833	135.0	28.188	91.2	2:27.067	7	46.758	127.6	1:12.963	133.9	28.659	93.2	2:28.380
3	45.972	126.4	1:13.307	130.3	28.452	91.6	2:27.731	8	46.263	128.1	1:16.303	132.1	29.391	71.6	2:31.957
4	46.088	126.9	1:13.247	133.7	28.389	91.8	2:27.724	9	47.158	128.1	1:14.373	133.2	28.873	91.6	2:30.404
5	46.604	120.7	1:13.664	133.7	28.754	91.6	2:29.022	10							

70 Guy Plante (9)								Cooper T45							
lap	Sect-1	Speed	Sect-2	Speed	Sect-3	Speed	Laptime Pit	lap	Sect-1	Speed	Sect-2	Speed	Sect-3	Speed	Laptime Pit
1		107.4	1:22.975		30.291	81.0	2:55.032	5	49.941	113.2	1:19.118		30.657	79.5	2:39.716
2	49.576	110.7	1:22.550		31.164	79.3	2:43.290	6	49.842	113.6	1:22.674		30.488	82.1	2:43.004
3	50.476	108.8	1:22.793		31.263	79.0	2:44.532	7	49.625	112.8	1:21.521		30.958	75.7	2:42.104
4	50.228	114.5	1:20.674		30.292	84.8	2:41.194	8	1:26.713	105.4	1:22.751		31.634	76.3	3:21.098

72 Richard Smeeton (10)								LDS 007							
lap	Sect-1	Speed	Sect-2	Speed	Sect-3	Speed	Laptime Pit	lap	Sect-1	Speed	Sect-2	Speed	Sect-3	Speed	Laptime Pit
1		117.1	1:21.298	113.9	32.003	88.7	2:57.029	5	48.596	115.5	1:19.522	115.5	29.737	88.4	2:37.855
2	49.325	116.1	1:21.108	117.5	31.127	84.4	2:41.560	6	48.586	115.7	1:19.287	118.4	29.524	88.4	2:37.397
3	50.109	115.1	1:18.543	116.5	29.131	88.9	2:37.783	7	47.936	114.5	1:19.664	113.9	30.447	84.0	2:38.047
4	47.633	116.9	1:18.550	121.1	30.418	83.0	2:36.601	8	47.941	115.3	1:18.631	116.7	29.327	84.6	2:35.899



Session Start: 16:21:57 - Finish: 16:43:01
 Weather/Track Conditions: Cloud / Dry
 Circuit: Silverstone Historic Grand Prix
 Track Length: 5.857 Km - 3.6394 miles

Silverstone Classic - 28 - 30 Jul 2017

Maserati Trophy For HGPCA Pre '66 Grand Prix Cars

Race 20 - Sector Analysis

77 Geraint Owen (8)								Kurtis 500C							
lap	Sect-1	Speed	Sect-2	Speed	Sect-3	Speed	Laptime Pit	lap	Sect-1	Speed	Sect-2	Speed	Sect-3	Speed	Laptime Pit
1		116.9	1:14.517	132.4	29.071	92.3	2:33.388	6	46.177	126.9	1:13.933		28.390	91.1	2:28.500
2	46.774	116.5	1:13.992	139.5	28.554	91.8	2:29.320	7	46.144	125.7	1:13.367		28.410	89.8	2:27.921
3	46.901	120.7	1:14.286	140.4	28.603	89.5	2:29.790	8	46.407	125.0	1:14.941	141.3	28.766	93.1	2:30.114
4	47.038	125.9	1:13.682	135.0	28.938	91.9	2:29.658	9	46.818	127.8	1:14.729	142.2	28.846	86.8	2:30.393
5	46.840	123.6	1:14.793	140.4	29.427	91.9	2:31.060	10							

80 Nick Taylor (10)								Lotus 18 914							
lap	Sect-1	Speed	Sect-2	Speed	Sect-3	Speed	Laptime Pit	lap	Sect-1	Speed	Sect-2	Speed	Sect-3	Speed	Laptime Pit
1		118.4	1:16.058	124.0	28.017	92.3	2:34.324	6	46.112	124.7	1:15.585	126.9	28.000	92.6	2:29.697
2	46.459	118.6	1:15.290	125.2	27.837	92.2	2:29.586	7	46.756	108.8	1:15.166	127.3	27.980	92.4	2:29.902
3	46.567	121.6	1:15.381	124.7	28.990	90.6	2:30.938	8	46.352	121.8	1:15.669	128.1	28.317	91.4	2:30.338
4	46.501	117.9	1:15.646	126.9	27.988	91.3	2:30.135	9	46.874	122.0	1:14.635	125.2	29.021	91.8	2:30.530
5	46.052	121.8	1:16.199	128.1	28.363	89.4	2:30.614	10							

88 Bernardo Hartogs (10)								Lotus 18/21 916							
lap	Sect-1	Speed	Sect-2	Speed	Sect-3	Speed	Laptime Pit	lap	Sect-1	Speed	Sect-2	Speed	Sect-3	Speed	Laptime Pit
1		99.0	1:21.096	117.7	31.531	78.3	2:52.162	6	48.880	119.2	1:17.977	127.3	29.036	89.1	2:35.893
2	50.986	107.7	1:18.526	122.7	29.899	86.8	2:39.411	7	47.435	121.1	1:16.048	123.1	30.006	85.3	2:33.489
3	48.420	115.1	1:16.099	121.8	29.868	86.5	2:34.387	8	48.675	107.7	1:18.032	122.9	30.525	84.2	2:37.232
4	48.221	117.1	1:16.326	125.4	29.542	85.6	2:34.089	9	59.418	71.2	1:47.145	70.0	In		3:39.228 P
5	48.693	113.2	1:17.750	120.9	31.331	80.7	2:37.774	10							

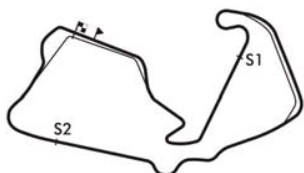
118 Sam Wilson (7B)								Lotus 18 372							
lap	Sect-1	Speed	Sect-2	Speed	Sect-3	Speed	Laptime Pit	lap	Sect-1	Speed	Sect-2	Speed	Sect-3	Speed	Laptime Pit
1		122.2	1:10.705	138.9	26.241	99.3	2:21.337	6	43.663	127.1	1:10.196	137.5	25.935	98.4	2:19.794
2	43.220	130.3	1:09.708	140.7	25.967	96.1	2:18.895	7	43.676	130.6	1:10.886	134.2	26.000	97.3	2:20.562
3	44.298	131.6	1:10.215	135.8	26.175	97.8	2:20.688	8	44.586	124.0	1:11.437	124.7	27.024	97.5	2:23.047
4	43.732	132.6	1:09.989	139.5	25.972	97.3	2:19.693	9	44.397	123.4	1:12.787	125.7	29.087	91.6	2:26.271
5	43.712	131.3	1:09.670	140.7	26.254	94.9	2:19.636	10							

121 Dan Collins (10)								Lotus 21 933							
lap	Sect-1	Speed	Sect-2	Speed	Sect-3	Speed	Laptime Pit	lap	Sect-1	Speed	Sect-2	Speed	Sect-3	Speed	Laptime Pit
1		123.4	1:14.879	126.9	28.557	91.6	2:31.965	6	46.570	120.5	1:14.598	124.7	28.354	90.8	2:29.522
2	45.414	122.5	1:14.028	126.9	28.740	89.6	2:28.182	7	46.011	120.7	1:14.970	125.0	28.448	88.9	2:29.429
3	45.492	122.2	1:14.773	124.5	28.233	90.1	2:28.498	8	46.365	119.8	1:14.758	124.7	28.547	90.0	2:29.670
4	45.682	122.9	1:14.406	126.9	28.427	90.7	2:28.515	9	46.758	121.4	1:17.499	125.7	28.644	85.8	2:32.901
5	46.939	116.7	1:15.434	125.0	29.197	91.4	2:31.570	10							

129 Paul Woolley (11)								Scirocco F1 63							
lap	Sect-1	Speed	Sect-2	Speed	Sect-3	Speed	Laptime Pit	lap	Sect-1	Speed	Sect-2	Speed	Sect-3	Speed	Laptime Pit
1		98.3	1:19.964	113.0	30.112	88.9	2:47.504	6	48.510	114.5	1:17.864	121.8	28.889	90.1	2:35.263
2	48.976	108.2	1:18.603	120.5	29.787	86.1	2:37.366	7	47.581	113.6	1:17.318	123.8	28.686	88.2	2:33.585
3	48.356	111.8	1:19.647	119.4	29.415	89.2	2:37.418	8	48.380	115.9	1:17.120	122.7	29.188	92.8	2:34.688
4	48.472	116.1	1:17.589		28.423	90.9	2:34.484	9	48.394	117.3	1:15.252	122.7	28.662	88.7	2:32.308
5	47.321	114.5	1:16.884	122.5	29.015	86.4	2:33.220	10							

151 Rob Hall (9)								Cooper T43/51							
lap	Sect-1	Speed	Sect-2	Speed	Sect-3	Speed	Laptime Pit	lap	Sect-1	Speed	Sect-2	Speed	Sect-3	Speed	Laptime Pit
1		115.7	1:19.103		28.866	81.8	2:50.818	5	47.389	112.0	1:15.949		28.004	88.5	2:31.342
2	48.170	116.3	1:17.535		29.444	87.7	2:35.149	6	48.671	119.0	1:17.812		28.818	83.9	2:35.301
3	47.813	119.4	1:17.908		28.688	91.6	2:34.409	7	47.646	114.1	1:17.090		28.983	86.9	2:33.719
4	1:02.074	117.7	1:17.738		27.988	90.0	2:47.800	8	48.984	125.9	1:17.242		30.156	84.8	2:36.382

248 Klaus Lehr (6)								Maserati 250F CM5							
lap	Sect-1	Speed	Sect-2	Speed	Sect-3	Speed	Laptime Pit	lap	Sect-1	Speed	Sect-2	Speed	Sect-3	Speed	Laptime Pit
1		116.1	1:19.673	122.9	30.232	88.4	2:48.315	5	48.662	112.4	1:18.999	127.1	31.180	88.3	2:38.841
2	48.451	110.2	1:19.199	130.6	29.837	88.2	2:37.487	6	50.265	113.2	1:17.686	119.6	30.153	87.5	2:38.104
3	49.110	119.8	1:18.626	126.1	29.814	90.0	2:37.550	7	48.533	117.1	1:18.212	125.2	29.278	88.9	2:36.023
4	48.206	121.6	1:18.171	130.1	29.823	89.1	2:36.200	8	49.077	116.9	1:18.526	128.1	29.864	81.0	2:37.467



Session Start: 16:21:57 - Finish: 16:43:01

Weather/Track Conditions: Cloud / Dry

Circuit: Silverstone Historic Grand Prix

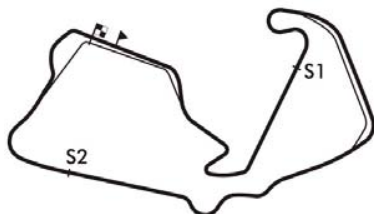
Track Length: 5.857 Km - 3.6394 miles

Silverstone Classic - 28 - 30 Jul 2017

Maserati Trophy For HGPCA Pre '66 Grand Prix Cars

Race 20 - Best Sector Times

	SECTOR 1			SECTOR 2			SECTOR 3			IDEAL / BEST LAP COMPARISON					
	NO	TIME	LAP	NO	TIME	LAP	NO	TIME	LAP	NO	NAME	BEST	IN	IDEAL	DIFF
1	11	43.100	2	118	1:09.670	5	118	25.935	6	118	Sam Wilson	2:18.895	2	2:18.825	+0.070
2	118	43.220	2	11	1:09.680	2	11	26.086	6	11	Jon Fairley	2:18.968	2	2:18.866	+0.102
3	10	44.045	2	3	1:10.917	4	29	26.801	6	29	Nick Fennell	2:23.121	6	2:22.903	+0.218
4	29	44.376	4	29	1:11.726	6	10	26.934	1	3	Barry Cannell	2:23.235	4	2:22.644	+0.591
5	3	44.635	5	10	1:11.864	2	3	27.092	4	2	Rod Jolley	2:25.543	9	2:24.474	+1.069
6	2	44.664	6	2	1:12.106	4	44	27.261	4	17	Tony Wood	2:26.158	2	2:25.759	+0.399
7	30	45.137	2	52	1:12.679	6	37	27.342	9	30	Julian Bronson	2:26.183	4	2:25.959	+0.224
8	17	45.310	6	17	1:12.797	3	30	27.516	3	44	Andrew Beaumont	2:26.773	4	2:26.000	+0.773
9	121	45.414	2	66	1:12.833	2	17	27.652	7	66	Sid Hoole	2:27.067	2	2:26.993	+0.074
10	44	45.484	4	44	1:13.255	7	2	27.704	9	52	Tom Dark	2:27.119	6	2:26.664	+0.455
11	62	45.735	4	30	1:13.306	4	9	27.773	8	77	Geraint Owen	2:27.921	7	2:27.901	+0.020
12	66	45.972	3	77	1:13.367	7	80	27.837	2	9	Mark Daniell	2:28.042	8	2:27.981	+0.061
13	52	46.016	6	27	1:13.968	6	62	27.928	2	62	Chris Milner	2:28.082	6	2:27.697	+0.385
14	80	46.052	5	121	1:14.028	2	52	27.969	8	121	Dan Collins	2:28.182	2	2:27.675	+0.507
15	77	46.144	7	9	1:14.033	7	151	27.988	4	27	Andrew Smith	2:28.674	6	2:28.502	+0.172
16	27	46.166	2	62	1:14.034	2	66	28.188	2	37	Charles Gillett	2:29.204	2	2:28.015	+1.189
17	9	46.175	8	7	1:14.311	9	121	28.233	3	80	Nick Taylor	2:29.586	2	2:28.524	+1.062
18	37	46.181	8	37	1:14.492	8	35	28.310	7	7	Paul Griffin	2:30.201	9	2:29.716	+0.485
19	55	46.406	8	55	1:14.550	7	27	28.368	7	35	Iain Rowley	2:31.051	5	2:30.446	+0.605
20	20	46.421	5	80	1:14.635	9	77	28.390	6	55	Fred Harper	2:31.319	7	2:30.330	+0.989
21	7	46.563	5	14	1:15.140	8	129	28.423	4	151	Rob Hall	2:31.342	5	2:31.326	+0.016
22	35	46.802	9	129	1:15.252	9	14	28.596	7	14	Richard Wilson	2:31.876	8	2:30.914	+0.962
23	28	46.961	8	35	1:15.334	3	38	28.635	6	38	Tony Best	2:32.223	2	2:31.737	+0.486
24	14	47.178	8	20	1:15.359	4	20	28.836	4	129	Paul Woolley	2:32.308	9	2:30.996	+1.312
25	129	47.321	5	38	1:15.477	2	7	28.842	5	28	Eddie McGuire	2:32.661	7	2:32.065	+0.596
26	151	47.389	5	151	1:15.949	5	19	28.844	4	88	Bernardo Hartogs	2:33.489	7	2:32.519	+0.970
27	88	47.435	7	28	1:16.004	7	4	28.953	3	8	Tony Ditheridge	2:33.840	2	2:33.730	+0.110
28	38	47.625	6	42	1:16.016	2	42	28.981	4	16	Marc Valvekens	2:34.379	3	2:33.994	+0.385
29	72	47.633	4	88	1:16.048	7	88	29.036	6	19	Paul Grant	2:35.745	3	2:35.502	+0.243
30	8	47.749	4	8	1:16.489	2	28	29.100	6	72	Richard Smeeton	2:35.899	8	2:35.307	+0.592
31	16	47.860	5	16	1:16.917	9	72	29.131	3	248	Klaus Lehr	2:36.023	7	2:35.170	+0.853
32	42	47.917	3	248	1:17.686	6	16	29.217	4	36	Erik Staes	2:37.025	7	2:36.294	+0.731
33	248	48.206	4	50	1:17.726	4	248	29.278	7	4	Steve Russell	2:37.472	3	2:36.458	+1.014
34	36	48.223	5	36	1:17.846	8	46	29.324	2	18	Nigel Batchelor	2:38.090	8	2:37.601	+0.489
35	50	48.280	5	19	1:18.116	4	18	29.348	7	34	John Bussey	2:38.132	3	2:37.959	+0.173
36	46	48.359	3	46	1:18.129	2	55	29.374	6	70	Guy Plante	2:39.716	5	2:38.985	+0.731
37	19	48.542	2	21	1:18.205	2	33	29.466	6	33	Chris Phillips	2:40.515	7	2:39.993	+0.522
38	21	48.791	4	72	1:18.543	3	8	29.492	2	40	Tania Pilkington	2:41.714	3	2:40.468	+1.246
39	4	48.957	3	4	1:18.548	2	21	29.496	3	53	Scotty Taylor	2:41.957	2	2:40.965	+0.992
40	34	49.120	7	18	1:18.923	8	34	29.628	3	25	Martin Halusa	2:42.938	5	2:41.666	+1.272
41	18	49.330	5	70	1:19.118	5	40	29.849	4	5	Michel Baudin	2:46.218	6	2:45.497	+0.721
42	70	49.576	2	34	1:19.211	3	50	30.078	1	23	Barry Wood	2:46.909	6	2:46.552	+0.357
43	53	49.915	2	40	1:20.142	3	36	30.225	3	10	William Nuthall	2:22.877	2	2:22.843	+0.034
44	33	50.152	7	25	1:20.349	1	70	30.291	1	20	Alex Morton	2:31.155	4	2:30.616	+0.539
45	40	50.477	4	33	1:20.375	3	25	30.323	5	42	James Willis	2:33.864	4	2:32.914	+0.950
46	25	50.994	5	53	1:20.424	2	53	30.626	1	50	Tony Smith	2:36.986	2	2:36.084	+0.902
47	5	51.040	7	5	1:22.693	7	5	31.764	8	21	Ian Nuthall	2:37.177	3	2:36.492	+0.685



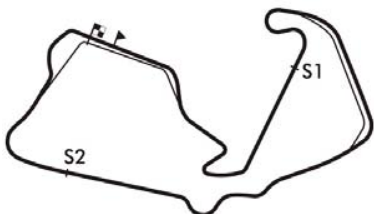
Session Start: 16:21:57 - Finish: 16:43:01
Weather/Track Conditions: Cloud / Dry
Circuit: Silverstone Historic Grand Prix
Track Length: 5.857 Km - 3.6394 miles

Silverstone Classic - 28 - 30 Jul 2017

Maserati Trophy For HGPCA Pre '66 Grand Prix Cars

Race 20 - Best Sector Times

48 | 23 51.248 6 | 23 1:23.484 8 | 23 31.820 5



Session Start: 16:21:57 - Finish: 16:43:01
Weather/Track Conditions: Cloud / Dry
Circuit: Silverstone Historic Grand Prix
Track Length: 5.857 Km - 3.6394 miles

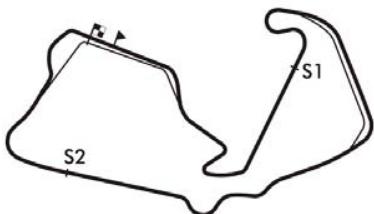


Silverstone Classic - 28 - 30 Jul 2017

Maserati Trophy For HGPCA Pre '66 Grand Prix Cars

Race 20 - Best Sector Times

| 46 Harindra de Silva 2:38.847 3 2:35.812 +3.035



Session Start: 16:21:57 - Finish: 16:43:01
Weather/Track Conditions: Cloud / Dry
Circuit: Silverstone Historic Grand Prix
Track Length: 5.857 Km - 3.6394 miles

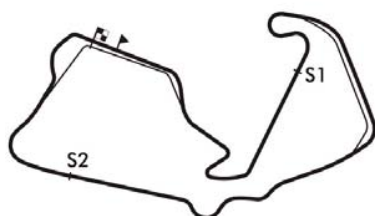


Silverstone Classic - 28 - 30 Jul 2017

Maserati Trophy For HGPCA Pre '66 Grand Prix Cars

Race 20 - Best Sector Speeds

	NO	SECTOR 1	MPH	NO	SECTOR 2	MPH	NO	SECTOR 3	MPH
1	3	Barry Cannell	134.5	77	Geraint Owen	142.2	11	Jon Fairley	100.0
2	11	Jon Fairley	133.9	118	Sam Wilson	140.7	118	Sam Wilson	99.3
3	118	Sam Wilson	132.6	52	Tom Dark	139.5	10	William Nuthall	96.8
4	2	Rod Jolley	131.1	3	Barry Cannell	138.9	3	Barry Cannell	96.3
5	52	Tom Dark	131.1	2	Rod Jolley	137.0	62	Chris Milner	95.3
6	10	William Nuthall	130.3	10	William Nuthall	135.0	27	Andrew Smith	95.2
7	17	Tony Wood	129.3	66	Sid Hoole	135.0	2	Rod Jolley	95.1
8	29	Nick Fennell	128.6	62	Chris Milner	133.2	29	Nick Fennell	94.4
9	27	Andrew Smith	128.1	44	Andrew Beaumont	132.6	44	Andrew Beaumont	93.7
10	66	Sid Hoole	128.1	7	Paul Griffin	132.4	28	Eddie McGuire	93.5
11	62	Chris Milner	127.8	50	Tony Smith	132.1	37	Charles Gillett	93.2
12	77	Geraint Owen	127.8	14	Richard Wilson	131.3	66	Sid Hoole	93.2
13	30	Julian Bronson	127.1	17	Tony Wood	131.3	77	Geraint Owen	93.1
14	7	Paul Griffin	126.6	29	Nick Fennell	130.6	9	Mark Daniell	92.9
15	44	Andrew Beaumont	126.4	248	Klaus Lehr	130.6	14	Richard Wilson	92.8
16	28	Eddie McGuire	125.9	37	Charles Gillett	129.8	129	Paul Woolley	92.8
17	151	Rob Hall	125.9	8	Tony Ditheridge	129.6	30	Julian Bronson	92.7
18	50	Tony Smith	124.7	42	James Willis	129.1	80	Nick Taylor	92.6
19	80	Nick Taylor	124.7	16	Marc Valvekens	128.6	7	Paul Griffin	91.9
20	37	Charles Gillett	124.3	80	Nick Taylor	128.1	17	Tony Wood	91.8
21	55	Fred Harper	124.0	88	Bernardo Hartogs	127.3	52	Tom Dark	91.7
22	14	Richard Wilson	123.8	121	Dan Collins	126.9	121	Dan Collins	91.6
23	121	Dan Collins	123.4	20	Alex Morton	125.7	151	Rob Hall	91.6
24	9	Mark Daniell	122.9	35	Iain Rowley	125.2	35	Iain Rowley	91.3
25	16	Marc Valvekens	122.9	53	Scotty Taylor	124.3	55	Fred Harper	90.9
26	38	Tony Best	122.9	129	Paul Woolley	123.8	16	Marc Valvekens	90.1
27	248	Klaus Lehr	121.6	25	Martin Halusa	122.7	20	Alex Morton	90.0
28	8	Tony Ditheridge	121.4	46	Harindra de Silva	122.7	42	James Willis	90.0
29	35	Iain Rowley	121.4	36	Erik Staes	121.6	248	Klaus Lehr	90.0
30	88	Bernardo Hartogs	121.1	72	Richard Smeeton	121.1	8	Tony Ditheridge	89.6
31	20	Alex Morton	119.6	40	Tania Pilkington	119.6	38	Tony Best	89.5
32	53	Scotty Taylor	119.0	21	Ian Nuthall	119.4	50	Tony Smith	89.1
33	5	Michel Baudin	118.1	34	John Bussey	118.8	88	Bernardo Hartogs	89.1
34	129	Paul Woolley	117.3	18	Nigel Batchelor	117.7	72	Richard Smeeton	88.9
35	72	Richard Smeeton	117.1	33	Chris Phillips	115.9	21	Ian Nuthall	88.0
36	42	James Willis	116.9	4	Steve Russell	0.0	36	Erik Staes	87.8
37	46	Harindra de Silva	116.9	5	Michel Baudin	0.0	18	Nigel Batchelor	86.5
38	36	Erik Staes	116.3	9	Mark Daniell	0.0	19	Paul Grant	86.4
39	21	Ian Nuthall	114.9	11	Jon Fairley	0.0	40	Tania Pilkington	86.4
40	70	Guy Plante	114.5	19	Paul Grant	0.0	4	Steve Russell	85.7



Session Start: 16:21:57 - Finish: 16:43:01
Weather/Track Conditions: Cloud / Dry
Circuit: Silverstone Historic Grand Prix
Track Length: 5.857 Km - 3.6394 miles

