

HGPCA 1 (PRE 61')

GRAND PRIX DE L'AGE D'OR

QUALIFYING

Final Classification

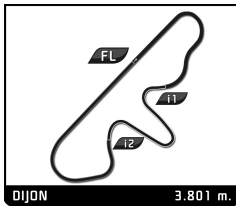
Nr.	Driver	Nat	Team	Car	Time	Lap Total	Gap	Kph
1	30 Julian BRONSON			Scarab Offenhauser	C8	1:34.662	8 8	- - 144.6
2	31 Guillermo FIERRO			Maserati 250F 2523	C6	1:37.875	11 11	+3.213 +3.213 139.8
3	2 Rod JOLLEY			Lister Jaguar	C8	1:39.363	11 11	+4.701 +1.488 137.7
4	20 Michel WANTY			Lotus 16 368	C7A	1:41.449	10 11	+6.787 +2.086 134.9
5	248 Klaus LEHR			Maserati 250F CM5	C6	1:43.100	7 10	+8.438 +1.651 132.7
6	38 Tony BEST			Ferrari Dino 246 BHR01	C7A	1:43.892	10 10	+9.230 +0.792 131.7
7	28 Graham ADELMAN			Maserati 250F 2522/23/26	C6	1:44.592	10 11	+9.930 +0.700 130.8
8	8 Albert STREMINSKI			Emeryson F2/F1	C7C	1:44.792	9 10	+10.130 +0.200 130.6
9	34 John BUSSEY			Cooper T43	C7C	1:44.896	9 11	+10.234 +0.104 130.4
10	25 Lukas HALUSA			Maserati 250F 2521	C6	1:45.089	8 9	+10.427 +0.193 130.2
11	41 Sid HOOLE			Cooper T41	C7C	1:45.654	10 10	+10.992 +0.565 129.5
12	6 Martin EYRE			Cooper Bristol F2/T23/25	C5	1:45.815	10 11	+11.153 +0.161 129.3
13	21 Ian NUTHALL			Alfa F2	C5	1:46.215	7 7	+11.553 +0.400 128.8
14	4 Steve RUSSELL			Cooper Bristol Mk2 4/53	C5	1:48.066	8 11	+13.404 +1.851 126.6
15	5 Richard PILKINGTON			Talbot T 26 SS	C2	1:57.015	10 10	+22.353 +8.949 116.9
16	10 Josef RETTENMAIER			Maserati 8CL 3035	C2	1:57.080	3 4	+22.418 +0.065 116.9
17	7 Stephan RETTENMAIER			Maserati 8CM 3020	C1	1:57.194	10 10	+22.532 +0.114 116.8
18	33 Chris PHILLIPS			Cooper Bristol Mk 2 6/53	C5	1:57.724	4 4	+23.062 +0.530 116.2
19	11 John GILLETT			MG K3	C1	2:09.542	9 9	+34.880+11.818 105.6
20	12 Philippe DOUCHET			MG K3	C1	2:26.089	7 8	+51.427+16.547 93.7

Fastest Lap	Lap 8	Julian BRONSON	1:34.662	144.6 Kph
--------------------	-------	----------------	----------	-----------

Published at:

Track Status: **WET**

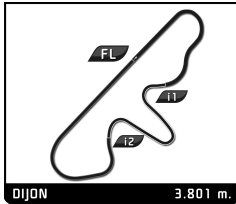
Stewards:	Timekeeper:
-----------	-------------



HGPCA 1 (PRE 61')
GRAND PRIX DE L'AGE D'OR
QUALIFYING

Best Sector Times

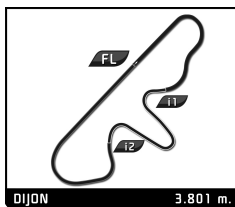
SECTOR 1			SECTOR 2		SECTOR 3		Pos	Driver	Ideal Lap	Best Lap	
Pos	Driver	Time	Driver	Time	Driver	Time					
1	30 J.BRONSON	26.285	30 J.BRONSON	35.264	30 J.BRONSON	33.113	1	30 J.BRONSON	1:34.662	1:34.662	(1)
2	31 G.FIERRO	27.754	31 G.FIERRO	35.322	31 G.FIERRO	34.799	2	31 G.FIERRO	1:37.875	1:37.875	(2)
3	2 R.JOLLEY	28.050	2 R.JOLLEY	36.195	2 R.JOLLEY	34.842	3	2 R.JOLLEY	1:39.087	1:39.363	(3)
4	20 M.WANTY	28.455	20 M.WANTY	36.932	20 M.WANTY	35.855	4	20 M.WANTY	1:41.242	1:41.449	(4)
5	34 J.BUSSEY	28.834	8 A.STREMINSKI	37.187	248 K.LEHR	35.866	5	248 K.LEHR	1:42.577	1:43.100	(5)
6	248 K.LEHR	29.116	248 K.LEHR	37.595	8 A.STREMINSKI	35.928	6	8 A.STREMINSKI	1:42.935	1:44.792	(8)
7	6 M.EYRE	29.286	38 T.BEST	37.820	28 G.ADELMAN	36.278	7	38 T.BEST	1:43.892	1:43.892	(6)
8	38 T.BEST	29.699	28 G.ADELMAN	38.043	38 T.BEST	36.373	8	34 J.BUSSEY	1:44.261	1:44.896	(9)
9	41 S.HOOLE	29.805	41 S.HOOLE	38.227	25 L.HALUSA	36.507	9	28 G.ADELMAN	1:44.328	1:44.592	(7)
10	8 A.STREMINSKI	29.820	34 J.BUSSEY	38.370	34 J.BUSSEY	37.057	10	25 L.HALUSA	1:44.883	1:45.089	(10)
11	25 L.HALUSA	29.900	6 M.EYRE	38.389	21 I.NUTHALL	37.227	11	6 M.EYRE	1:45.410	1:45.815	(12)
12	28 G.ADELMAN	30.007	25 L.HALUSA	38.476	41 S.HOOLE	37.392	12	41 S.HOOLE	1:45.424	1:45.654	(11)
13	21 I.NUTHALL	30.106	4 S.RUSSELL	38.559	6 M.EYRE	37.735	13	21 I.NUTHALL	1:46.215	1:46.215	(13)
14	4 S.RUSSELL	30.137	21 I.NUTHALL	38.882	4 S.RUSSELL	38.385	14	4 S.RUSSELL	1:47.081	1:48.066	(14)
15	5 R.PILKINGTON	31.822	10 J.RETTENMAIER	41.894	10 J.RETTENMAIER	38.927	15	10 J.RETTENMAIER	1:54.413	1:57.080	(16)
16	33 C.PHILLIPS	33.176	5 R.PILKINGTON	41.937	7 S.RETTENMAIER	40.788	16	5 R.PILKINGTON	1:55.688	1:57.015	(15)
17	10 J.RETTENMAIER	33.592	7 S.RETTENMAIER	42.022	33 C.PHILLIPS	41.087	17	7 S.RETTENMAIER	1:57.194	1:57.194	(17)
18	7 S.RETTENMAIER	34.384	33 C.PHILLIPS	43.047	5 R.PILKINGTON	41.929	18	33 C.PHILLIPS	1:57.310	1:57.724	(18)
19	11 J.GILLETT	37.189	11 J.GILLETT	45.135	11 J.GILLETT	45.679	19	11 J.GILLETT	2:08.003	2:09.542	(19)
20	12 P.DOUCHE	41.846	12 P.DOUCHE	50.797	12 P.DOUCHE	51.155	20	12 P.DOUCHE	2:23.798	2:26.089	(20)



HGPCA 1 (PRE 61') GRAND PRIX DE L'AGE D'OR QUALIFYING

Fastest Lap Sequence

Practice Time	Driver	Team	Car	Class	Time	Kph	Lap
9:25.390	6 Martin EYRE		Cooper Bristol F2/T23/25	C5	1:55.492	118.5	2
10:07.704	30 Julian BRONSON		Scarab Offenhauser	C8	1:45.549	129.6	2
11:48.036	30 Julian BRONSON		Scarab Offenhauser	C8	1:40.332	136.4	3
13:28.044	30 Julian BRONSON		Scarab Offenhauser	C8	1:40.008	136.8	4
20:28.887	2 Rod JOLLEY		Lister Jaguar	C8	1:39.584	137.4	8
22:45.640	30 Julian BRONSON		Scarab Offenhauser	C8	1:36.821	141.3	7
24:20.302	30 Julian BRONSON		Scarab Offenhauser	C8	1:34.662	144.6	8

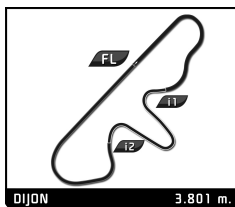


HGPCA 1 (PRE 61') GRAND PRIX DE L'AGE D'OR QUALIFYING

Analysis

■ Personal Best
 ■ Session Best
 ■ Crossing the finish line in pit lane

Lap	Time	Sector 1	Sector 2	Sector 3	Kph	Elapsed	Lap	Time	Sector 1	Sector 2	Sector 3	Kph	Elapsed
2 Rod JOLLEY							7 Stephan RETTENMAIER						
Lister Jaguar							Maserat 8CM 3020						
1	8:17.196	6:46.882	47.065	43.249	27.5	8:17.196	1	8:13.618	6:36.012	48.063	49.543	27.7	8:13.618
2	1:55.333	33.995	42.271	39.067	118.6	10:12.529	2	2:12.990	39.688	46.839	46.463	102.9	10:26.608
3	1:46.012	31.076	38.710	36.226	129.1	11:58.541	3	2:08.251	39.389	44.712	44.150	106.7	12:34.859
4	1:46.026	30.433	40.127	35.466	129.1	13:44.567	4	2:09.790	37.913	45.975	45.902	105.4	14:44.649
5	1:42.032	29.006	37.456	35.570	134.1	15:26.599	5	2:03.528	36.874	43.771	42.883	110.8	16:48.177
6	1:40.860	29.018	36.346	35.496	135.7	17:07.459	6	2:01.079	35.511	42.959	42.609	113.0	18:49.256
7	1:41.844	28.302	38.010	35.532	134.4	18:49.303	7	2:00.529	35.686	43.035	41.808	113.5	20:49.785
8	1:39.584	28.050	36.383	35.151	137.4	20:28.887	8	2:00.063	34.744	43.842	41.477	114.0	22:49.848
9	1:40.573	29.114	36.617	34.842	136.1	22:09.460	9	2:00.965	36.531	43.403	41.031	113.1	24:50.813
10	1:40.162	28.310	36.764	35.088	136.6	23:49.622	10	1:57.194	34.384	42.022	40.788	116.8	26:48.007
11	1:39.363	28.155	36.195	35.013	137.7	25:28.985							
4 Steve RUSSELL							8 Albert STREMSKI						
Cooper Bristol Mk2 4/53							Emeryson F2/F1						
1	7:41.682	6:04.924	47.763	48.995	29.6	7:41.682	1	8:02.969	6:27.150	47.467	48.352	28.3	8:02.969
2	2:05.850	37.533	45.426	42.891	108.7	9:47.532	2	1:58.206	35.069	41.174	41.963	115.8	10:01.175
3	2:02.473	34.852	44.039	43.582	111.7	11:50.005	3	1:54.140	33.184	41.173	39.783	119.9	11:55.315
4	1:55.269	33.357	41.753	40.159	118.7	13:45.274	4	1:55.864	32.065	43.297	40.502	118.1	13:51.179
5	1:51.916	32.098	40.771	39.047	122.3	15:37.190	5	1:49.570	32.376	38.318	38.876	124.9	15:40.749
6	1:50.322	31.337	39.587	39.398	124.0	17:27.512	6	1:49.949	31.009	38.114	40.826	124.5	17:30.698
7	1:48.755	31.131	38.900	38.724	125.8	19:16.267	7	3:03.540 B	31.176	39.590	1:52.774	74.6	20:34.238
8	1:48.066	31.065	38.616	38.385	126.6	21:04.333	8	1:58.907	42.112	38.734	38.061	115.1	22:33.145
9	1:49.355	30.675	39.196	39.484	125.1	22:53.688	9	1:44.792	29.820	37.187	37.785	130.6	24:17.937
10	1:48.106	31.050	38.559	38.497	126.6	24:41.794	10	1:46.986	31.005	40.053	35.928	127.9	26:04.923
11	1:49.496	30.137	40.245	39.114	125.0	26:31.290							
5 Richard PILKINGTON							10 Josef RETTENMAIER						
Talbot T 26 SS							Maserati 8CL 3035						
1	8:24.613	6:48.945	49.486	46.182	27.1	8:24.613	1	8:29.949	6:57.038	47.396	45.515	26.8	8:29.949
2	2:01.265	33.625	43.524	44.116	112.8	10:25.878	2	1:57.101	35.055	41.974	40.072	116.9	10:27.050
3	2:01.497	33.969	43.635	43.893	112.6	12:27.375	3	1:57.080	36.259	41.894	38.927	116.9	12:24.130
4	2:00.874	33.496	42.543	44.835	113.2	14:28.249	4	1:59.215	33.592	42.750	42.873	114.8	14:23.345
5	2:01.072	33.074	43.614	44.384	113.0	16:29.321							
6	1:58.390	32.619	42.829	42.942	115.6	18:27.711							
7	1:57.109	32.894	41.937	42.278	116.8	20:24.820							
8	1:57.471	32.946	41.950	42.575	116.5	22:22.291							
9	1:57.727	33.345	42.453	41.929	116.2	24:20.018							
10	1:57.015	31.822	42.138	43.055	116.9	26:17.033							
6 Martin EYRE							11 John GILLET						
Cooper Bristol F2/T23/25							MG K3						
1	7:29.898	5:57.420	46.670	45.808	30.4	7:29.898	1	8:39.513	6:54.159	49.689	55.665	26.3	8:39.513
2	1:55.492	33.293	40.876	41.323	118.5	9:25.390	2	2:20.379	41.696	47.737	50.946	97.5	10:59.892
3	1:52.012	31.747	40.382	39.883	122.2	11:17.402	3	2:12.498	38.779	45.507	48.212	103.3	13:12.390
4	1:51.705	31.313	41.074	39.318	122.5	13:09.107	4	2:11.579	37.777	46.445	47.357	104.0	15:23.969
5	1:48.375	30.270	39.521	38.584	126.3	14:57.482	5	2:11.874	37.925	45.431	48.518	103.8	17:35.843
6	1:51.163	30.657	39.924	40.582	123.1	16:48.645	6	2:10.943	37.845	45.413	47.685	104.5	19:46.786
7	1:51.321	31.060	40.448	39.813	122.9	18:39.966	7	2:11.096	37.189	45.245	48.662	104.4	21:57.882
8	1:46.227	29.989	38.503	37.735	128.8	20:26.193	8	2:12.005	37.986	45.135	48.884	103.7	24:09.887
9	1:47.418	29.570	39.841	38.007	127.4	22:13.611	9	2:09.542	37.705	46.158	45.679	105.6	26:19.429
10	1:45.815	29.286	38.415	38.114	129.3	23:59.426							
11	1:46.203	29.636	38.389	38.178	128.8	25:45.629							
12 Philippe DOUCHET							12 Philippe DOUCHET						
MG K3							MG K3						
1	8:56.389	7:05.665	53.379	57.345	25.5	8:56.389	1	8:56.389	7:05.665	53.379	57.345	25.5	8:56.389
2	2:37.774	42.818	55.410	59.546	86.7	11:34.163	2	2:37.774	42.818	55.410	59.546	86.7	11:34.163
3	2:33.515	43.337	53.909	56.269	89.1	14:07.678	3	2:33.515	43.337	53.909	56.269	89.1	14:07.678
4	2:28.932	42.105	50.797	56.030	91.9	16:36.610	4	2:28.932	42.105	50.797	56.030	91.9	16:36.610
5	2:31.281	43.193	53.626	54.462	90.5	19:07.891	5	2:31.281	43.193	53.626	54.462	90.5	19:07.891
6	2:27.723	41.884	50.875	54.964	92.6	21:35.614	6	2:27.723	41.884	50.875	54.964	92.6	21:35.614
7	2:26.089	41.846	50.852	53.391	93.7	24:01.703	7	2:26.089	41.846	50.852	53.391	93.7	24:01.703
8	2:26.743	42.391	53.197	51.155	93.2	26:28.446	8	2:26.743	42.391	53.197	51.155	93.2	26:28.446

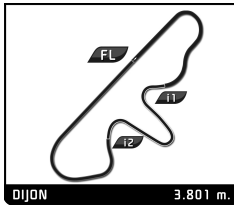


HGPCA 1 (PRE 61')
GRAND PRIX DE L'AGE D'OR
QUALIFYING

Analysis

■ Personal Best ■ Session Best B Crossing the finish line in pit lane

Lap	Time	Sector 1	Sector 2	Sector 3	Kph	Elapsed	Lap	Time	Sector 1	Sector 2	Sector 3	Kph	Elapsed
20 Michel WANTY Lotus 16 368							3	1:40.332	28.475	37.526	34.331	136.4	11:48.036
1	8:24.753	6:57.619	47.054	40.080	27.1	8:24.753	4	1:40.008	29.615	36.234	34.159	136.8	13:28.044
2	1:51.601	31.641	40.590	39.370	122.6	10:16.354	5	5:55.015 B	28.027	37.003	4:49.985	38.5	19:23.059
3	1:46.592	30.745	38.592	37.255	128.4	12:02.946	6	1:45.760	34.647	36.666	34.447	129.4	21:08.819
4	1:46.558	29.596	39.190	37.772	128.4	13:49.504	7	1:36.821	27.518	35.458	33.845	141.3	22:45.640
5	1:43.802	29.851	38.036	35.915	131.8	15:33.306	8	1:34.662	26.285	35.264	33.113	144.6	24:20.302
6	1:45.274	29.391	39.134	36.749	130.0	17:18.580							
7	2:07.725	28.561	1:01.833	37.331	107.1	19:26.305	31 Guillermo FIERRO Maserati 250F 2523						
8	1:42.678	28.455	38.307	35.916	133.3	21:08.983	1	8:25.760	7:04.522	40.630	40.608	27.1	8:25.760
9	1:41.964	28.571	37.016	36.377	134.2	22:50.947	2	1:47.462	29.989	39.128	38.345	127.3	10:13.222
10	1:41.449	28.662	36.932	35.855	134.9	24:32.396	3	1:44.981	29.600	38.903	36.478	130.3	11:58.203
11	1:44.286	28.950	37.295	38.041	131.2	26:16.682	4	1:43.219	29.392	37.774	36.053	132.6	13:41.422
							5	1:42.859	29.335	37.245	36.279	133.0	15:24.281
							6	1:41.300	29.095	36.805	35.400	135.1	17:05.581
							7	1:41.305	28.140	37.219	35.946	135.1	18:46.886
							8	1:40.108	28.801	36.158	35.149	136.7	20:26.994
							9	1:41.030	29.189	36.725	35.116	135.4	22:08.024
							10	1:41.379	28.235	36.853	36.291	135.0	23:49.403
							11	1:37.875	27.754	35.322	34.799	139.8	25:27.278
21 Ian NUTHALL Alfa F2							33 Chris PHILLIPS Cooper Bristol Mk 2 6/53						
1	7:43.162	6:10.004	47.457	45.701	29.5	7:43.162	1	7:39.381	6:06.524	47.492	45.365	29.8	7:39.381
2	2:05.758	37.012	45.517	43.229	108.8	9:48.920	2	4:56.006 B	34.836	45.770	3:35.400	46.2	12:35.387
3	1:59.633	34.848	43.740	41.045	114.4	11:48.553	3	2:08.797	40.751	44.476	43.570	106.2	14:44.184
4	1:50.556	30.949	40.459	39.148	123.8	13:39.109	4	1:57.724	33.176	43.461	41.087	116.2	16:41.908
5	1:48.492	31.045	39.809	37.638	126.1	15:27.601							
6	1:55.275	31.599	40.008	43.668	118.7	17:22.876	34 John BUSSEY Cooper T43						
7	1:46.215	30.106	38.882	37.227	128.8	19:09.091	1	8:12.908	6:38.094	46.968	47.846	27.8	8:12.908
							2	2:04.330	36.821	44.853	42.656	110.1	10:17.238
							3	1:54.442	32.904	40.926	40.612	119.6	12:11.680
							4	1:50.322	31.161	39.030	40.131	124.0	14:02.002
							5	1:47.635	30.499	39.106	38.030	127.1	15:49.637
							6	1:47.901	30.307	39.205	38.389	126.8	17:37.538
							7	1:49.459	31.373	39.317	38.769	125.0	19:26.997
							8	1:46.129	29.478	38.859	37.792	128.9	21:13.126
							9	1:44.896	28.834	38.567	37.495	130.4	22:58.022
							10	1:45.106	29.596	38.453	37.057	130.2	24:43.128
							11	1:44.949	28.887	38.370	37.692	130.4	26:28.077
25 Lukas HALUSA Maserati 250F 2521							38 Tony BEST Ferrari Dino 246 BHR01						
1	10:17.460 B	7:29.098	1:06.512	1:41.850	22.2	10:17.460	1	8:04.701	6:20.725	53.235	50.741	28.2	8:04.701
2	2:12.958	45.334	45.027	42.597	102.9	12:30.418	2	2:12.781	38.620	48.589	45.572	103.1	10:17.482
3	2:15.902	43.412	45.678	46.812	100.7	14:46.320	3	2:04.792	35.737	44.842	44.213	109.7	12:22.274
4	2:04.388	37.652	42.178	44.558	110.0	16:50.708	4	2:02.972	34.325	43.404	45.243	111.3	14:25.246
5	1:59.093	36.117	41.627	41.349	114.9	18:49.801	5	1:59.642	34.759	42.969	41.914	114.4	16:24.888
6	1:51.441	31.518	39.133	40.790	122.8	20:41.242	6	1:51.815	31.720	40.735	39.360	122.4	18:16.703
7	1:47.378	30.972	38.476	37.930	127.4	22:28.620	7	1:49.550	31.477	39.804	38.269	124.9	20:06.253
8	1:45.089	29.900	38.682	36.507	130.2	24:13.709	8	1:47.100	30.287	38.871	37.942	127.8	21:53.353
9	1:47.605	31.111	39.573	36.921	127.2	26:01.314	9	1:45.709	30.136	38.819	36.754	129.4	23:39.062
							10	1:43.892	29.699	37.820	36.373	131.7	25:22.954
28 Graham ADELMAN Maserati 250F 2522/23/26													
1	7:51.734	6:23.234	46.432	42.068	29.0	7:51.734							
2	1:57.216	33.669	41.958	41.589	116.7	9:48.950							
3	1:55.362	34.128	41.158	40.076	118.6	11:44.312							
4	1:53.839	33.604	41.497	38.738	120.2	13:38.151							
5	1:48.259	31.697	39.136	37.426	126.4	15:26.410							
6	1:48.974	31.847	39.033	38.094	125.6	17:15.384							
7	1:52.396	31.519	43.016	37.861	121.7	19:07.780							
8	1:47.095	31.248	38.627	37.220	127.8	20:54.875							
9	1:46.071	30.715	38.266	37.090	129.0	22:40.946							
10	1:44.592	30.271	38.043	36.278	130.8	24:25.538							
11	1:50.249	30.007	39.856	40.386	124.1	26:15.787							
30 Julian BRONSON Scarab Offenhauser													
1	8:22.155	7:00.379	44.127	37.649	27.2	8:22.155							
2	1:45.549	30.258	39.578	35.713	129.6	10:07.704							

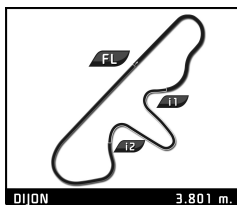


HGPCA 1 (PRE 61') GRAND PRIX DE L'AGE D'OR QUALIFYING

Analysis

■ Personal Best
 ■ Session Best
 B Crossing the finish line in pit lane

Lap	Time	Sector 1	Sector 2	Sector 3	Kph	Elapsed	Lap	Time	Sector 1	Sector 2	Sector 3	Kph	Elapsed
41 Sid HOOLE							Cooper T41						
1	8:33.739	7:07.316	43.805	42.618	26.6	8:33.739							
2	1:55.454	33.562	41.535	40.357	118.5	10:29.193							
3	1:57.582	34.597	42.448	40.537	116.4	12:26.775							
4	1:58.873	32.226	42.059	44.588	115.1	14:25.648							
5	1:59.376	33.425	43.304	42.647	114.6	16:25.024							
6	1:52.934	32.246	40.824	39.864	121.2	18:17.958							
7	1:50.361	30.908	40.176	39.277	124.0	20:08.319							
8	1:48.001	30.353	38.905	38.743	126.7	21:56.320							
9	1:46.097	29.805	38.554	37.738	129.0	23:42.417							
10	1:45.654	30.035	38.227	37.392	129.5	25:28.071							
248 Klaus LEHR							Maserati 250F CM5						
1	7:44.475	6:11.628	47.096	45.751	29.5	7:44.475							
2	2:06.050	36.916	45.546	43.588	108.6	9:50.525							
3	1:58.434	34.220	43.681	40.533	115.5	11:48.959							
4	1:49.326	31.404	40.601	37.321	125.2	13:38.285							
5	2:59.412 B	29.379	39.123	1:50.910	76.3	16:37.697							
6	2:00.283	40.601	41.559	38.123	113.8	18:37.980							
7	1:43.100	29.639	37.595	35.866	132.7	20:21.080							
8	1:43.696	29.116	38.066	36.514	132.0	22:04.776							
9	1:44.850	29.681	38.057	37.112	130.5	23:49.626							
10	1:44.612	29.715	38.137	36.760	130.8	25:34.238							



HGPCA 1 (PRE 61')

GRAND PRIX DE L'AGE D'OR

RACE 1 (20')

Final Classification

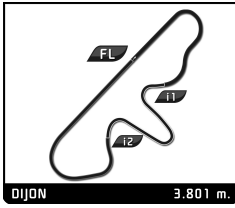
Drivers	Nat	Team	Vehicle	Class	Laps	Total Time	Gap	Kph	Best Lap	
									Lap	Time Kph
1 30 Julian BRONSON			Scarab Offenhauser	C8	13	21:06.548	-	140.5	3	1:35.634 143.1
2 31 Guillermo FIERRO			Maserati 250F 2523	C6	13	21:08.834	+2.286	140.2	5	1:35.619 143.1
3 2 Rod JOLLEY			Lister Jaguar	C8	13	21:17.934	+11.386	139.2	3	1:36.204 142.2
4 20 Michel WANTY			Lotus 16 368	C7A	13	21:19.979	+13.431	139.0	5	1:37.251 140.7
5248 Klaus LEHR			Maserati 250F CM5	C6	13	21:31.849	+25.301	137.7	5	1:38.167 139.4
6 8 Albert STREMSKI			Emeryson F2/F1	C7C	13	21:37.261	+30.713	137.1	8	1:38.306 139.2
7 28 Graham ADELMAN			Maserati 250F 2522/23/26	C6	13	21:48.251	+41.703	136.0	6	1:38.893 138.4
8 25 Lukas HALUSA			Maserati 250F 2521	C6	13	21:57.479	+50.931	135.0	10	1:38.798 138.5
9 41 Sid HOOLE			Cooper T41	C7C	13	21:59.106	+52.558	134.9	2	1:39.671 137.3
10 34 John BUSSEY			Cooper T43	C7C	13	21:59.240	+52.692	134.8	10	1:39.741 137.2
11 21 Ian NUTHALL			Alfa F2	C5	13	22:33.807	+1:27.259	131.4	4	1:41.630 134.6
12 6 Martin EYRE			Cooper Bristol F2/T23/25	C5	13	22:36.663	+1:30.115	131.1	6	1:41.222 135.2
13 4 Steve RUSSELL			Cooper Bristol Mk2 4/53	C5	13	22:43.606	+1:37.058	130.5	9	1:42.325 133.7
14 33 Chris PHILLIPS			Cooper Bristol Mk 2 6/53	C5	13	22:44.359	+1:37.811	130.4	9	1:42.090 134.0
15 5 Richard PILKINGTON			Talbot T 26 SS	C2	11	21:22.441	2 Laps	117.4	10	1:54.221 119.8
16 7 Stephan RETTENMAIER			Maserati 8CM 3020	C1	11	22:10.604	2 Laps	113.1	8	1:58.585 115.4
17 11 John GILLET			MG K3	C1	10	21:55.028	3 Laps	104.1	8	2:08.210 106.7
18 12 Philippe DOUCHET			MG K3	C1	9	21:34.489	4 Laps	95.1	8	2:18.824 98.6
Not classified:										
10 Josef RETTENMAIER			Maserati 8CL 3035	C2	6	11:19.606			3	1:49.432 125.0
Not started										
38 Tony BEST			Ferrari Dino 246 BHR01	C7A						

Pole Position	J. BRONSON	1:34.662	144.6 Kph
Fastest Lap Lap 5	Guillermo FIERRO	1:35.619	143.1 Kph

Published at:

Track Status: **DRY**

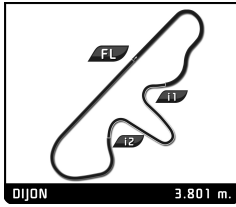
Stewards:	Timekeeper:
------------------	--------------------



HGPCA 1 (PRE 61')
GRAND PRIX DE L'AGE D'OR
RACE 1

Best Sector Times

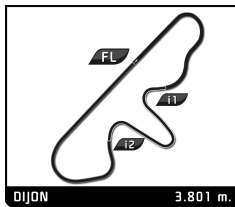
SECTOR 1			SECTOR 2		SECTOR 3		Pos	Driver	Ideal Lap	Best Lap
Pos	Driver	Time	Driver	Time	Driver	Time				
1	30 J.BRONSON	26.553	31 G.FIERRO	34.504	2 R.JOLLEY	33.513	1	30 J.BRONSON	1:34.930	1:35.634 (2)
2	31 G.FIERRO	26.853	30 J.BRONSON	34.693	30 J.BRONSON	33.684	2	31 G.FIERRO	1:35.318	1:35.619 (1)
3	20 M.WANTY	26.968	2 R.JOLLEY	34.827	20 M.WANTY	33.939	3	2 R.JOLLEY	1:35.568	1:36.204 (3)
4	2 R.JOLLEY	27.228	8 A.STREMINSKI	34.938	31 G.FIERRO	33.961	4	20 M.WANTY	1:36.007	1:37.251 (4)
5	248 K.LEHR	27.645	20 M.WANTY	35.100	248 K.LEHR	34.452	5	248 K.LEHR	1:37.358	1:38.167 (5)
6	34 J.BUSSEY	27.654	248 K.LEHR	35.261	28 G.ADELMAN	34.508	6	8 A.STREMINSKI	1:37.375	1:38.306 (6)
7	8 A.STREMINSKI	27.750	25 L.HALUSA	35.864	25 L.HALUSA	34.644	7	28 G.ADELMAN	1:38.409	1:38.893 (8)
8	41 S.HOOLE	27.783	34 J.BUSSEY	35.966	8 A.STREMINSKI	34.687	8	25 L.HALUSA	1:38.481	1:38.798 (7)
9	28 G.ADELMAN	27.886	28 G.ADELMAN	36.015	41 S.HOOLE	35.390	9	34 J.BUSSEY	1:39.205	1:39.741 (10)
10	6 M.EYRE	27.921	41 S.HOOLE	36.094	34 J.BUSSEY	35.585	10	41 S.HOOLE	1:39.267	1:39.671 (9)
11	25 L.HALUSA	27.973	6 M.EYRE	36.573	4 S.RUSSELL	36.133	11	6 M.EYRE	1:40.903	1:41.222 (11)
12	21 I.NUTHALL	28.136	21 I.NUTHALL	36.661	21 I.NUTHALL	36.189	12	21 I.NUTHALL	1:40.986	1:41.630 (12)
13	33 C.PHILLIPS	28.250	4 S.RUSSELL	37.119	33 C.PHILLIPS	36.284	13	33 C.PHILLIPS	1:41.784	1:42.090 (13)
14	4 S.RUSSELL	28.902	33 C.PHILLIPS	37.250	6 M.EYRE	36.409	14	4 S.RUSSELL	1:42.154	1:42.325 (14)
15	5 R.PILKINGTON	31.770	5 R.PILKINGTON	40.776	7 S.RETTENMAIER	40.444	15	5 R.PILKINGTON	1:53.804	1:54.221 (16)
16	7 S.RETTENMAIER	34.735	7 S.RETTENMAIER	41.971	5 R.PILKINGTON	41.258	16	7 S.RETTENMAIER	1:57.150	1:58.585 (17)
17	11 J.GILLET	36.600	11 J.GILLET	43.592	11 J.GILLET	46.701	17	11 J.GILLET	2:06.893	2:08.210 (18)
18	12 P.DOUCHE	38.775	12 P.DOUCHE	47.811	12 P.DOUCHE	51.199	18	12 P.DOUCHE	2:17.785	2:18.824 (19)



HGPCA 1 (PRE 61') GRAND PRIX DE L'AGE D'OR RACE 1

Fastest Lap Sequence

Practice Time	Driver	Team	Car	Class	Time	Kph	Lap
3:16.343	30 Julian BRONSON		Scarab Offenhauser	C8	1:35.645	143.1	2
4:51.977	30 Julian BRONSON		Scarab Offenhauser	C8	1:35.634	143.1	3
8:12.748	31 Guillermo FIERRO		Maserati 250F 2523	C6	1:35.619	143.1	5

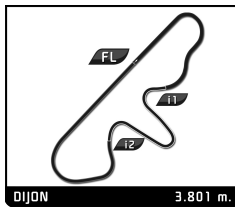


HGPCA 1 (PRE 61') GRAND PRIX DE L'AGE D'OR RACE 1

Analysis

■ Personal Best
 ■ Session Best
 ■ Crossing the finish line in pit lane

Lap	Time	Sector 1	Sector 2	Sector 3	Kph	Elapsed	Lap	Time	Sector 1	Sector 2	Sector 3	Kph	Elapsed
2 Rod JOLLEY													
Lister Jaguar													
1	1:42.189	32.560	35.671	33.958	133.9	1:42.189	8	1:53.564	38.778	37.215	37.571	120.5	14:05.477
2	1:36.402	27.825	35.064	33.513	141.9	3:18.591	9	1:42.140	28.295	37.202	36.643	134.0	15:47.617
3	1:36.204	27.228	35.030	33.946	142.2	4:54.795	10	1:42.728	28.397	36.886	37.445	133.2	17:30.345
4	1:36.991	27.432	34.840	34.719	141.1	6:31.786	11	1:41.799	28.097	36.921	36.781	134.4	19:12.144
5	1:36.280	27.361	34.827	34.092	142.1	8:08.066	12	1:42.827	28.828	37.054	36.945	133.1	20:54.971
6	1:36.553	27.704	34.892	33.957	141.7	9:44.619	13	1:41.692	28.229	36.728	36.735	134.6	22:36.663
7	1:37.134	27.484	35.502	34.148	140.9	11:21.753							
8	1:37.601	27.688	35.586	34.327	140.2	12:59.354							
9	1:42.259	27.568	39.195	35.496	133.8	14:41.613							
10	1:40.527	29.226	36.561	34.740	136.1	16:22.140							
11	1:39.145	28.074	36.541	34.530	138.0	18:01.285							
12	1:38.098	27.695	35.765	34.638	139.5	19:39.383							
13	1:38.551	27.969	36.086	34.496	138.8	21:17.934							
4 Steve RUSSELL													
Cooper Bristol Mk2 4/53													
1	1:51.731	36.640	37.610	37.481	122.5	1:51.731							
2	1:44.137	29.395	37.461	37.281	131.4	3:35.868							
3	1:44.146	30.088	37.392	36.666	131.4	5:20.014							
4	1:44.220	29.013	38.318	36.889	131.3	7:04.234							
5	1:43.896	29.122	37.435	37.339	131.7	8:48.130							
6	1:43.166	29.439	37.119	36.608	132.6	10:31.296							
7	1:43.464	29.317	37.505	36.642	132.3	12:14.760							
8	1:51.876	37.157	37.747	36.972	122.3	14:06.636							
9	1:42.325	28.902	37.290	36.133	133.7	15:48.961							
10	1:43.331	28.977	37.246	37.108	132.4	17:32.292							
11	1:43.550	28.999	37.832	36.719	132.1	19:15.842							
12	1:43.600	29.156	37.189	37.255	132.1	20:59.442							
13	1:44.164	28.975	37.822	37.367	131.4	22:43.606							
5 Richard PILKINGTON													
Talbot T 26 SS													
1	2:06.393	43.044	41.622	41.727	108.3	2:06.393							
2	1:54.932	31.770	41.528	41.634	119.1	4:01.325							
3	1:55.651	32.401	41.835	41.415	118.3	5:56.976							
4	1:55.786	32.834	41.180	41.772	118.2	7:52.762							
5	1:55.634	31.929	41.517	42.188	118.3	9:48.396							
6	1:56.249	32.455	41.420	42.374	117.7	11:44.645							
7	1:57.514	33.840	41.540	42.134	116.4	13:42.159							
8	1:54.716	32.334	41.124	41.258	119.3	15:36.875							
9	1:55.721	32.937	40.776	42.008	118.2	17:32.596							
10	1:54.221	31.912	41.000	41.309	119.8	19:26.817							
11	1:55.624	32.472	41.365	41.787	118.3	21:22.441							
6 Martin EYRE													
Cooper Bristol F2/T23/25													
1	1:57.525	39.486	38.697	39.342	116.4	1:57.525							
2	1:43.132	28.922	37.195	37.015	132.7	3:40.657							
3	1:43.185	29.297	37.272	36.616	132.6	5:23.842							
4	1:41.901	28.623	36.869	36.409	134.3	7:05.743							
5	1:43.131	28.626	37.776	36.729	132.7	8:48.874							
6	1:41.222	27.921	36.573	36.728	135.2	10:30.096							
7	1:41.817	28.623	36.761	36.433	134.4	12:11.913							
7 Stephan RETTENMAIER													
Maserat 8CM 3020													
1	2:08.487	45.489	41.971	41.027	106.5	2:08.487							
2	2:00.259	35.114	42.777	42.368	113.8	4:08.746							
3	1:59.579	36.242	42.209	41.128	114.4	6:08.325							
4	1:59.155	34.735	42.247	42.173	114.8	8:07.480							
5	2:00.899	35.825	43.500	41.574	113.2	10:08.379							
6	1:59.767	35.797	42.777	41.193	114.3	12:08.146							
7	2:01.825	36.187	42.408	43.230	112.3	14:09.971							
8	1:58.585	34.743	42.471	41.371	115.4	16:08.556							
9	2:02.162	36.937	43.698	41.527	112.0	18:10.718							
10	2:01.213	34.933	44.267	42.013	112.9	20:11.931							
11	1:58.673	34.773	43.456	40.444	115.3	22:10.604							
8 Albert STREMSKI													
Emeryson F2/F1													
1	1:45.699	35.169	35.625	34.905	129.5	1:45.699							
2	1:38.585	28.029	35.132	35.424	138.8	3:24.284							
3	1:39.440	28.644	35.575	35.221	137.6	5:03.724							
4	1:38.424	28.766	34.971	34.687	139.0	6:42.148							
5	1:38.758	28.382	34.988	35.388	138.6	8:20.906							
6	1:39.131	28.012	36.136	34.983	138.0	10:00.037							
7	1:40.705	28.586	35.578	36.541	135.9	11:40.742							
8	1:38.306	28.442	34.938	34.926	139.2	13:19.048							
9	1:39.223	29.331	35.015	34.877	137.9	14:58.271							
10	1:39.601	27.750	36.393	35.458	137.4	16:37.872							
11	1:39.112	28.237	35.337	35.538	138.1	18:16.984							
12	1:40.188	28.967	35.514	35.707	136.6	19:57.172							
13	1:40.089	28.038	36.142	35.909	136.7	21:37.261							
10 Josef RETTENMAIER													
Maserati BCL 3035													
1	2:02.997				111.3	2:02.997							
2	1:50.693				123.6	3:53.690							
3	1:49.432				125.0	5:43.122							
4	1:50.429				123.9	7:33.551							
5	1:49.820				124.6	9:23.371							
6	1:56.235				117.7	11:19.606							
11 John GILLET													
MG K3													
1	2:17.640	45.944	43.592	48.104	99.4	2:17.640							
2	2:11.155	37.555	45.169	48.431	104.3	4:28.795							
3	2:09.856	37.385	44.711	47.760	105.4	6:38.651							
4	2:12.071	37.145	46.331	48.595	103.6	8:50.722							
5	2:10.283	37.387	44.884	48.012	105.0	11:01.005							
6	2:14.168	37.259	46.101	50.808	102.0	13:15.173							
7	2:12.500	37.571	46.022	48.907	103.3	15:27.673							
8	2:08.210	36.755	44.754	46.701	106.7	17:35.883							

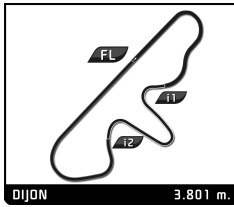


HGPCA 1 (PRE 61') GRAND PRIX DE L'AGE D'OR RACE 1

Analysis

■ Personal Best ■ Session Best B Crossing the finish line in pit lane

Lap	Time	Sector 1	Sector 2	Sector 3	Kph	Elapsed	Lap	Time	Sector 1	Sector 2	Sector 3	Kph	Elapsed		
9	2:08.741	36.600	44.281	47.860	106.3	19:44.624	8	1:40.817	29.113	36.086	35.618	135.7	13:38.714		
10	2:10.404	36.704	45.219	48.481	104.9	21:55.028	9	1:40.305	28.808	36.057	35.440	136.4	15:19.019		
12	Phillippe DOUCHET							10	1:38.798	28.116	36.038	34.644	138.5	16:57.817	
							11	1:39.679	28.833	35.874	34.972	137.3	18:37.496		
							12	1:39.546	28.318	36.075	35.153	137.5	20:17.042		
							13	1:40.437	29.011	36.405	35.021	136.2	21:57.479		
							28	Graham ADELMAN							
													Maserati 250F 2522/23/26		
1	2:36.902	54.534	49.009	53.359	87.2	2:36.902	1	1:50.362	37.055	37.494	35.813	124.0	1:50.362		
2	2:25.371	41.703	49.760	53.908	94.1	5:02.273	2	1:40.006	28.746	36.245	35.015	136.8	3:30.368		
3	2:23.949	41.681	49.218	53.050	95.1	7:26.222	3	1:39.648	28.589	36.375	34.684	137.3	5:10.016		
4	2:23.438	42.131	49.096	52.211	95.4	9:49.660	4	1:39.422	28.416	36.015	34.991	137.6	6:49.438		
5	2:20.930	38.775	49.015	53.140	97.1	12:10.590	5	1:39.362	28.289	36.449	34.624	137.7	8:28.800		
6	2:23.475	42.533	48.328	52.614	95.4	14:34.065	6	1:38.893	28.106	36.150	34.637	138.4	10:07.693		
7	2:19.980	38.977	49.804	51.199	97.8	16:54.045	7	1:39.134	27.953	36.520	34.661	138.0	11:46.827		
8	2:18.824	38.859	47.811	52.154	98.6	19:12.869	8	1:41.491	30.416	36.288	34.787	134.8	13:28.318		
9	2:21.620	39.469	50.624	51.527	96.6	21:34.489	9	1:39.684	27.904	37.057	34.723	137.3	15:08.002		
							10	1:39.575	28.222	36.845	34.508	137.4	16:47.577		
20	Michel WANTY							11	1:39.249	28.107	36.384	34.758	137.9	18:26.826	
							12	1:39.778	27.886	36.421	35.471	137.1	20:06.604		
							13	1:41.647	28.986	36.566	36.095	134.6	21:48.251		
							30	Julian BRONSON							
													Scarab Offenhauser		
1	1:43.171	33.315	35.917	33.939	132.6	1:43.171	1	1:40.698	31.323	34.693	34.682	135.9	1:40.698		
2	1:38.375	27.858	35.471	35.046	139.1	3:21.546	2	1:35.645	27.157	34.804	33.684	143.1	3:16.343		
3	1:39.402	28.117	36.451	34.834	137.7	5:00.948	3	1:35.634	26.553	34.998	34.083	143.1	4:51.977		
4	1:37.438	27.711	35.336	34.391	140.4	6:38.386	4	1:36.605	26.667	34.998	34.940	141.6	6:28.582		
5	1:37.251	27.062	35.632	34.557	140.7	8:15.637	5	1:37.434	28.231	35.236	33.967	140.4	8:06.016		
6	1:37.861	27.353	35.581	34.927	139.8	9:53.498	6	1:36.495	27.172	35.092	34.231	141.8	9:42.511		
7	1:38.274	27.738	35.100	35.436	139.2	11:31.772	7	1:36.482	27.322	35.164	33.996	141.8	11:18.993		
8	1:38.360	27.592	35.491	35.277	139.1	13:10.132	8	1:38.411	27.377	36.410	34.624	139.0	12:57.404		
9	1:37.393	27.395	35.487	34.511	140.5	14:47.525	9	1:37.735	27.737	35.653	34.345	140.0	14:35.139		
10	1:38.580	27.652	36.451	34.477	138.8	16:26.105	10	1:36.875	27.391	35.550	33.934	141.3	16:12.014		
11	1:38.275	27.249	36.211	34.815	139.2	18:04.380	11	1:37.567	27.505	35.486	34.576	140.2	17:49.581		
12	1:37.621	26.968	35.938	34.715	140.2	19:42.001	12	1:38.301	27.366	36.000	34.935	139.2	19:27.882		
13	1:37.978	27.485	35.551	34.942	139.7	21:19.979	13	1:38.666	27.782	35.650	35.234	138.7	21:06.548		
21	Ian NUTHALL							31	Guillermo FIERRO						
													Maserati 250F 2523		
1	1:52.406	37.723	38.386	36.297	121.7	1:52.406	1	1:41.719	32.760	34.998	33.961	134.5	1:41.719		
2	1:43.486	29.114	37.792	36.580	132.2	3:35.892	2	1:36.646	27.612	34.850	34.184	141.6	3:18.365		
3	1:42.183	29.333	36.661	36.189	133.9	5:18.075	3	1:42.311	32.523	35.514	34.274	133.7	5:00.676		
4	1:41.630	28.211	37.059	36.360	134.6	6:59.705	4	1:36.453	27.339	34.888	34.226	141.9	6:37.129		
5	1:43.908	28.136	37.394	38.378	131.7	8:43.613	5	1:35.619	26.853	34.701	34.065	143.1	8:12.748		
6	1:43.280	28.874	37.262	37.144	132.5	10:26.893	6	1:36.229	27.514	34.504	34.211	142.2	9:48.977		
7	1:43.268	28.666	37.427	37.175	132.5	12:10.161	7	1:35.819	27.101	34.736	33.982	142.8	11:24.796		
8	1:46.693	33.191	37.003	36.499	128.3	13:56.854	8	1:36.839	27.421	34.808	34.610	141.3	13:01.635		
9	1:42.354	28.479	37.201	36.674	133.7	15:39.208	9	1:36.834	27.171	35.646	34.017	141.3	14:38.469		
10	1:43.508	29.208	37.739	36.561	132.2	17:22.716	10	1:36.725	27.805	34.851	34.069	141.5	16:15.194		
11	1:42.688	28.270	37.479	36.939	133.3	19:05.404	11	1:36.980	27.480	34.946	34.554	141.1	17:52.174		
12	1:44.020	28.761	38.021	37.238	131.5	20:49.424	12	1:38.466	27.125	36.985	34.356	139.0	19:30.640		
13	1:44.383	29.304	37.697	37.382	131.1	22:33.807	13	1:38.194	28.130	35.725	34.339	139.4	21:08.834		
25	Lukas HALUSA														
													Maserati 250F 2521		
1	1:52.903	38.979	38.198	35.726	121.2	1:52.903									
2	1:42.762	29.743	36.955	36.064	133.2	3:35.665									
3	1:40.361	29.289	36.045	35.027	136.3	5:16.026									
4	1:39.545	28.922	35.864	34.759	137.5	6:55.571									
5	1:41.128	28.648	37.065	35.415	135.3	8:36.699									
6	1:39.480	27.973	36.141	35.366	137.6	10:16.179									
7	1:41.718	28.835	36.961	35.922	134.5	11:57.897									



HGPCA 1 (PRE 61')

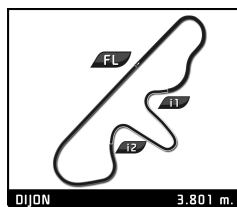
GRAND PRIX DE L'AGE D'OR

RACE 1

Analysis

■ Personal Best
 ■ Session Best
 ■ Crossing the finish line in pit lane

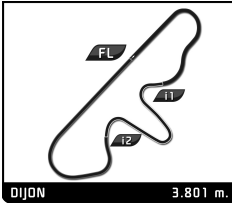
Lap	Time	Sector 1	Sector 2	Sector 3	Kph	Elapsed	Lap	Time	Sector 1	Sector 2	Sector 3	Kph	Elapsed
33 Chris PHILLIPS													
Cooper Bristol Mk 2 6/53													
1	1:53.569	38.406	38.270	36.893	120.5	1:53.569	6	1:38.899	28.167	35.758	34.974	138.4	9:58.291
2	1:43.528	29.507	37.311	36.710	132.2	3:37.097	7	1:40.394	29.137	36.228	35.029	136.3	11:38.685
3	1:43.319	29.276	37.507	36.536	132.4	5:20.416	8	1:38.795	27.870	36.389	34.536	138.5	13:17.480
4	1:44.097	28.929	38.677	36.491	131.5	7:04.513	9	1:38.331	27.950	35.819	34.562	139.2	14:55.811
5	1:43.977	29.325	37.704	36.948	131.6	8:48.490	10	1:39.813	27.653	37.606	34.554	137.1	16:35.624
6	1:43.205	29.642	37.250	36.313	132.6	10:31.695	11	1:38.372	27.645	36.261	34.466	139.1	18:13.996
7	1:42.281	28.250	37.442	36.589	133.8	12:13.976	12	1:38.962	28.486	36.024	34.452	138.3	19:52.958
8	1:52.552	37.389	37.693	37.470	121.6	14:06.528	13	1:38.891	27.968	35.982	34.941	138.4	21:31.849
9	1:42.090	28.391	37.415	36.284	134.0	15:48.618							
10	1:43.645	28.301	37.524	37.820	132.0	17:32.263							
11	1:45.274	28.563	39.529	37.182	130.0	19:17.537							
12	1:44.349	29.419	37.806	37.124	131.1	21:01.886							
13	1:42.473	28.269	37.700	36.504	133.5	22:44.359							
34 John BUSSEY													
Cooper T43													
1	1:51.815	37.618	37.257	36.940	122.4	1:51.815							
2	1:40.989	28.151	36.686	36.152	135.5	3:32.804							
3	1:40.999	28.701	36.493	35.805	135.5	5:13.803							
4	1:41.048	28.838	36.181	36.029	135.4	6:54.851							
5	1:40.455	27.684	36.502	36.269	136.2	8:35.306							
6	1:40.222	28.040	36.228	35.954	136.5	10:15.528							
7	1:41.003	28.004	36.383	36.616	135.5	11:56.531							
8	1:40.794	28.675	35.966	36.153	135.8	13:37.325							
9	1:40.323	27.905	36.160	36.258	136.4	15:17.648							
10	1:39.741	27.654	36.135	35.952	137.2	16:57.389							
11	1:40.607	27.964	36.785	35.858	136.0	18:37.996							
12	1:41.166	28.458	36.944	35.764	135.3	20:19.162							
13	1:40.078	27.713	36.780	35.585	136.7	21:59.240							
41 Sid HOOLE													
Cooper T41													
1	1:51.860	37.506	38.152	36.202	122.3	1:51.860							
2	1:39.671	27.849	36.188	35.634	137.3	3:31.531							
3	1:39.927	28.114	36.331	35.482	136.9	5:11.458							
4	1:39.778	28.098	36.094	35.586	137.1	6:51.236							
5	1:39.866	27.783	36.374	35.709	137.0	8:31.102							
6	1:40.139	27.985	36.223	35.931	136.6	10:11.241							
7	1:42.018	29.257	36.432	36.329	134.1	11:53.259							
8	1:41.183	28.514	36.588	36.081	135.2	13:34.442							
9	1:42.085	28.138	37.314	36.633	134.0	15:16.527							
10	1:40.513	28.005	36.605	35.903	136.1	16:57.040							
11	1:40.535	28.190	36.503	35.842	136.1	18:37.575							
12	1:40.657	28.662	36.605	35.390	135.9	20:18.232							
13	1:40.874	28.156	36.931	35.787	135.7	21:59.106							
248 Klaus LEHR													
Maserati 250F CM5													
1	1:44.389	33.856	35.897	34.636	131.1	1:44.389							
2	1:38.322	28.158	35.261	34.903	139.2	3:22.711							
3	1:39.816	28.616	35.970	35.230	137.1	5:02.527							
4	1:38.698	28.285	35.609	34.804	138.6	6:41.225							
5	1:38.167	27.712	35.896	34.559	139.4	8:19.392							



HGPCA 1 (PRE 61')
GRAND PRIX DE L'AGE D'OR
RACE 1

Lap Chart

		LAP													
Nr	Pos	Grid	1	2	3	4	5	6	7	8	9	10	11	12	13
30	1	30	30	30	30	30	30	30	30	30	30	30	30	30	30
31	2	31	31	31	2	2	2	2	2	2	31	31	31	31	31
2	3	2	2	2	31	31	31	31	31	31	2	2	2	2	2
20	4	20	20	20	20	20	20	20	20	20	20	20	20	20	20
248	5	248	248	248	248	248	248	248	248	248	248	248	248	248	248
38	6	38	8	8	8	8	8	8	8	8	8	8	8	8	8
28	7	28	28	28	28	28	28	28	28	28	28	28	28	28	28
8	8	8	4	41	41	41	41	41	41	41	41	41	25	25	25
34	9	34	34	34	34	34	34	34	34	34	34	34	41	41	41
25	10	25	41	25	25	25	25	25	25	25	25	25	34	34	34
41	11	41	21	4	21	21	21	21	21	21	21	21	21	21	21
6	12	6	25	21	4	4	4	6	6	6	6	6	6	6	6
21	13	21	33	33	33	33	33	4	33	33	33	33	4	4	4
4	14	4	6	6	6	6	6	33	4	4	4	4	33	33	33
5	15	5	10	10	10	10	10	10	5	5	5	5	5	5	5
10	16	10	5	5	5	5	5	5	7	7	7	7	7	7	7
7	17	7	7	7	7	7	7	7	11	11	11	11	11	11	11
33	18	33	11	11	11	11	11	11	12	12	12	12	12	12	12
11	19	11	12	12	12	12	12	12	12	12	12	12	12	12	12
12	20	12	12	12	12	12	12	12	12	12	12	12	12	12	12

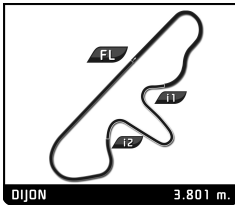


HGPCA 1 (PRE 61')
GRAND PRIX DE L'AGE D'OR
RACE 1

Analysis by lap

Lapped

Nr	Lap Time	Gap	Nr	Lap Time	Gap	Nr	Lap Time	Gap	Nr	Lap Time	Gap	Nr	Lap Time	Gap
Lap 1			33	1:43.319	28.439	41	1:40.139	28.730	28	1:39.684	32.863	248	1:38.962	25.076
30	1:40.698		6	1:43.185	31.865	34	1:40.222	33.017	41	1:42.085	41.388	8	1:40.188	29.290
31	1:41.719	1.021	10	1:49.432	51.145	25	1:39.480	33.668	34	1:40.323	42.509	28	1:39.778	38.722
2	1:42.189	1.491	5	1:55.651	1:04.999	21	1:43.280	44.382	25	1:40.305	43.880	7	2:01.213	2 Laps
20	1:43.171	2.473	7	1:59.579	1:16.348	6	1:41.222	47.585	11	2:12.500	2 Laps	25	1:39.546	49.160
248	1:44.389	3.691	Lap 4			4	1:43.166	48.785	5	1:54.716	1 Lap	41	1:40.657	50.350
8	1:45.699	5.001	30	1:36.605		33	1:43.205	49.184	21	1:42.354	1:04.069	34	1:41.166	51.280
28	1:50.362	9.664	2	1:36.991	3.204	11	2:10.283	1 Lap	6	1:42.140	1:12.478	21	1:44.020	1:21.542
4	1:51.731	11.033	31	1:36.453	8.547	Lap 7			33	1:42.090	1:13.479	6	1:42.827	1:27.089
34	1:51.815	11.117	20	1:37.438	9.804	30	1:36.482		4	1:42.325	1:13.822	4	1:43.600	1:31.560
41	1:51.860	11.162	11	2:09.856	1 Lap	10	1:56.235	1 Lap	7	1:58.585	1 Lap	33	1:44.349	1:34.004
21	1:52.406	11.708	248	1:38.698	12.643	2	1:37.134	2.760	Lap 10			Lap 13		
25	1:52.903	12.205	8	1:38.424	13.566	31	1:35.819	5.803	30	1:36.875		30	1:38.666	
33	1:53.569	12.871	28	1:39.422	20.856	20	1:38.274	12.779	31	1:36.725	3.180	31	1:38.194	2.286
6	1:57.525	16.827	41	1:39.778	22.654	248	1:40.394	19.692	2	1:40.527	10.126	2	1:38.551	11.386
10	2:02.997	22.299	34	1:41.048	26.269	8	1:40.705	21.749	20	1:38.580	14.091	20	1:37.978	13.431
5	2:06.393	25.695	25	1:39.545	26.989	5	1:56.249	1 Lap	248	1:39.813	23.610	5	1:55.624	2 Laps
7	2:08.487	27.789	21	1:41.630	31.123	28	1:39.134	27.834	8	1:39.601	25.858	248	1:38.891	25.301
11	2:17.640	36.942	4	1:44.220	35.652	41	1:42.018	34.266	28	1:39.575	35.563	12	2:21.620	4 Laps
12	2:36.902	56.204	33	1:44.097	35.931	34	1:41.003	37.538	12	2:19.980	3 Laps	8	1:40.089	30.713
Lap 2			6	1:41.901	37.161	25	1:41.718	38.904	41	1:40.513	45.026	28	1:41.647	41.703
30	1:35.645		12	2:23.949	1 Lap	7	1:59.767	1 Lap	34	1:39.741	45.375	11	2:10.404	3 Laps
31	1:36.646	2.022	10	1:50.429	1:04.969	21	1:43.268	51.168	25	1:38.798	45.803	25	1:40.437	50.931
2	1:36.402	2.248	5	1:55.786	1:24.180	12	2:20.930	2 Laps	21	1:43.508	1:10.702	41	1:40.874	52.558
20	1:38.375	5.203	Lap 5			6	1:41.817	52.920	6	1:42.728	1:18.331	34	1:40.078	52.692
248	1:38.322	6.368	30	1:37.434		33	1:42.281	54.983	33	1:43.645	1:20.249	7	1:58.673	2 Laps
8	1:38.585	7.941	7	1:59.155	1 Lap	4	1:43.464	55.767	4	1:43.331	1:20.278	21	1:44.383	1:27.259
28	1:40.006	14.025	2	1:36.280	2.050	Lap 8			5	1:55.721	1 Lap	6	1:41.692	1:30.115
41	1:39.671	15.188	31	1:35.619	6.732	30	1:38.411		11	2:08.210	2 Laps	4	1:44.164	1:37.058
34	1:40.989	16.461	20	1:37.251	9.621	2	1:37.601	1.950	Lap 11			33	1:42.473	1:37.811
25	1:42.762	19.322	248	1:38.167	13.376	31	1:36.839	4.231	30	1:37.567				
4	1:44.137	19.525	8	1:38.758	14.890	20	1:38.360	12.728	31	1:36.980	2.593			
21	1:43.486	19.549	28	1:39.362	22.784	11	2:14.168	2 Laps	2	1:39.145	11.704			
33	1:43.528	20.754	41	1:39.866	25.086	248	1:38.795	20.076	20	1:38.275	14.799			
6	1:43.132	24.314	34	1:40.455	29.290	8	1:38.306	21.644	7	2:02.162	2 Laps			
10	1:50.693	37.347	25	1:41.128	30.683	28	1:41.491	30.914	248	1:38.372	24.415			
5	1:54.932	44.982	21	1:43.908	37.597	41	1:41.183	37.038	8	1:39.112	27.403			
7	2:00.259	52.403	4	1:43.896	42.114	34	1:40.794	39.921	28	1:39.249	37.245			
11	2:11.155	1:12.452	33	1:43.977	42.474	25	1:40.817	41.310	25	1:39.679	47.915			
Lap 3			6	1:43.131	42.858	5	1:57.514	1 Lap	41	1:40.535	47.994			
30	1:35.634		11	2:12.071	1 Lap	21	1:46.693	59.450	34	1:40.607	48.415			
2	1:36.204	2.818	10	1:49.820	1:17.355	6	1:53.564	1:08.073	21	1:42.688	1:15.823			
31	1:42.311	8.699	Lap 6			33	1:52.552	1:09.124	6	1:41.799	1:22.563			
20	1:39.402	8.971	30	1:36.495		4	1:51.876	1:09.232	12	2:18.824	3 Laps			
12	2:25.371	1 Lap	2	1:36.553	2.108	7	2:01.825	1 Lap	4	1:43.550	1:26.261			
248	1:39.816	10.550	5	1:55.634	1 Lap	12	2:23.475	2 Laps	33	1:45.274	1:27.956			
8	1:39.440	11.747	31	1:36.229	6.466	Lap 9			5	1:54.221	1 Lap			
28	1:39.648	18.039	12	2:23.438	2 Laps	30	1:37.735		Lap 12					
41	1:39.927	19.481	20	1:37.861	10.987	31	1:36.834	3.330	30	1:38.301				
34	1:40.999	21.826	248	1:38.899	15.780	2	1:42.259	6.474	31	1:38.466	2.758			
25	1:40.361	24.049	8	1:39.131	17.526	20	1:37.393	12.386	2	1:38.098	11.501			
21	1:42.183	26.098	28	1:38.893	25.182	248	1:38.331	20.672	20	1:37.621	14.119			
4	1:44.146	28.037	7	2:00.899	1 Lap	8	1:39.223	23.132	11	2:08.741	3 Laps			



HGPCA 1 (PRE 61')

GRAND PRIX DE L'AGE D'OR

RACE 2 (20')

Final Classification

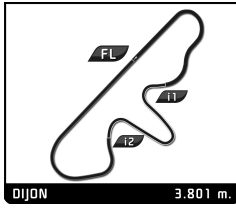
Drivers	Nat	Team	Vehicle	Class	Laps	Total Time	Gap	Kph	Best Lap	
									Lap	Time Kph
1 30 Julian BRONSON			Scarab Offenhauser	C8	13	21:10.116	-	140.1	2	1:34.725 144.5
2 31 Guillermo FIERRO			Maserati 250F 2523	C6	13	21:28.469	+18.353	138.1	3	1:37.094 140.9
3 2 Rod JOLLEY			Lister Jaguar	C8	13	21:32.234	+22.118	137.7	2	1:37.496 140.4
4248 Klaus LEHR			Maserati 250F CM5	C6	13	21:38.818	+28.702	137.0	3	1:37.730 140.0
5 38 Tony BEST			Ferrari Dino 246 BHR01	C7A	13	21:55.037	+44.921	135.3	6	1:37.655 140.1
6 28 Graham ADELMAN			Maserati 250F 2522/23/26	C6	13	21:55.145	+45.029	135.3	2	1:38.326 139.2
7 25 Lukas HALUSA			Maserati 250F 2521	C6	13	21:56.087	+45.971	135.2	8	1:38.555 138.8
8 8 Albert STREMINSKI			Emeryson F2/F1	C7C	13	22:01.384	+51.268	134.6	3	1:38.768 138.5
9 34 John BUSSEY			Cooper T43	C7C	13	22:04.544	+54.428	134.3	4	1:40.315 136.4
10 21 Ian NUTHALL			Alfa F2	C5	13	22:38.366	+1:28.250	131.0	2	1:41.559 134.7
11 6 Martin EYRE			Cooper Bristol F2/T23/25	C5	13	22:39.110	+1:28.994	130.9	6	1:43.006 132.8
12 4 Steve RUSSELL			Cooper Bristol Mk2 4/53	C5	13	22:39.511	+1:29.395	130.8	9	1:42.521 133.5
13 33 Chris PHILLIPS			Cooper Bristol Mk 2 6/53	C5	13	22:39.809	+1:29.693	130.8	7	1:42.467 133.5
14 10 Josef RETTENMAIER			Maserati 8CL 3035	C2	12	21:28.225	1 Lap	127.5	4	1:44.751 130.6
15 5 Richard PILKINGTON			Talbot T 26 SS	C2	11	21:15.003	2 Laps	118.1	10	1:53.568 120.5
16 7 Stephan RETTENMAIER			Maserati 8CM 3020	C1	11	22:15.228	2 Laps	112.7	2	1:57.980 116.0
17 11 John GILLETT			MG K3	C1	10	21:20.957	3 Laps	106.8	10	2:04.519 109.9
Not classified:										
12 Phillippe DOUCHET			MG K3	C1	6	14:25.779			4	2:20.417 97.4
Not started										
20 Michel WANTY			Lotus 16 368	C7A						
41 Sid HOOLE			Cooper T41	C7C						

Pole Position	J. BRONSON		
Fastest Lap	Lap 2 Julian BRONSON	1:34.725	144.5 Kph

Published at:

Track Status: **DRY**

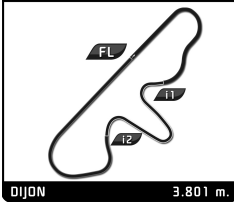
Stewards:	Timekeeper:
------------------	--------------------



HGPCA 1 (PRE 61')
GRAND PRIX DE L'AGE D'OR
RACE 2

Best Sector Times

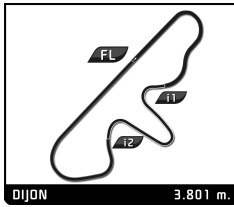
SECTOR 1			SECTOR 2			SECTOR 3			Pos	Driver	Ideal Lap	Best Lap
Pos	Driver	Time	Driver	Time	Driver	Time						
1	30 J.BRONSON	26.627	30 J.BRONSON	34.681	30 J.BRONSON	33.417	1	30 J.BRONSON	1:34.725	1:34.725	(1)	
2	31 G.FIERRO	27.167	31 G.FIERRO	35.376	25 L.HALUSA	34.236	2	31 G.FIERRO	1:36.942	1:37.094	(2)	
3	2 R.JOLLEY	27.331	38 T.BEST	35.432	28 G.ADELMAN	34.283	3	2 R.JOLLEY	1:37.130	1:37.496	(3)	
4	38 T.BEST	27.358	2 R.JOLLEY	35.483	2 R.JOLLEY	34.316	4	38 T.BEST	1:37.544	1:37.655	(4)	
5	8 A.STREMINSKI	27.527	248 K.LEHR	35.720	31 G.FIERRO	34.399	5	248 K.LEHR	1:37.709	1:37.730	(5)	
6	248 K.LEHR	27.574	8 A.STREMINSKI	35.797	248 K.LEHR	34.415	6	28 G.ADELMAN	1:37.862	1:38.326	(6)	
7	34 J.BUSSEY	27.605	28 G.ADELMAN	35.956	38 T.BEST	34.754	7	25 L.HALUSA	1:38.091	1:38.555	(7)	
8	28 G.ADELMAN	27.623	25 L.HALUSA	36.081	8 A.STREMINSKI	34.967	8	8 A.STREMINSKI	1:38.291	1:38.768	(8)	
9	25 L.HALUSA	27.774	34 J.BUSSEY	36.165	34 J.BUSSEY	35.923	9	34 J.BUSSEY	1:39.693	1:40.315	(9)	
10	21 I.NUTHALL	28.257	21 I.NUTHALL	36.704	21 I.NUTHALL	35.936	10	21 I.NUTHALL	1:40.897	1:41.559	(10)	
11	33 C.PHILLIPS	28.259	6 M.EYRE	37.299	4 S.RUSSELL	36.327	11	4 S.RUSSELL	1:42.227	1:42.521	(12)	
12	6 M.EYRE	28.473	4 S.RUSSELL	37.388	33 C.PHILLIPS	36.512	12	33 C.PHILLIPS	1:42.297	1:42.467	(11)	
13	4 S.RUSSELL	28.512	33 C.PHILLIPS	37.526	6 M.EYRE	36.813	13	6 M.EYRE	1:42.585	1:43.006	(13)	
14	5 R.PILKINGTON	31.261	5 R.PILKINGTON	40.564	5 R.PILKINGTON	41.031	14	5 R.PILKINGTON	1:52.856	1:53.568	(15)	
15	7 S.RETTENMAIER	34.262	7 S.RETTENMAIER	42.272	7 S.RETTENMAIER	41.055	15	7 S.RETTENMAIER	1:57.589	1:57.980	(16)	
16	11 J.GILLET	36.074	11 J.GILLET	43.618	11 J.GILLET	44.777	16	11 J.GILLET	2:04.469	2:04.519	(17)	
17	12 P.DOUCHE	39.879	12 P.DOUCHE	47.538	12 P.DOUCHE	51.456	17	12 P.DOUCHE	2:18.873	2:20.417	(18)	



HGPCA 1 (PRE 61')
GRAND PRIX DE L'AGE D'OR
RACE 2

Fastest Lap Sequence

Practice Time	Driver	Team	Car	Class	Time	Kph	Lap
3:16.574	30 Julian BRONSON		Scarab Offenhauser	C8	1:34.725	144.5	2

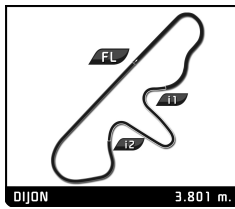


HGPCA 1 (PRE 61') GRAND PRIX DE L'AGE D'OR RACE 2

Analysis

■ Personal Best
 ■ Session Best
 ■ Crossing the finish line in pit lane

Lap	Time	Sector 1	Sector 2	Sector 3	Kph	Elapsed	Lap	Time	Sector 1	Sector 2	Sector 3	Kph	Elapsed
2 Rod JOLLEY													
Lister Jaguar													
1	1:45.439	35.444	35.665	34.330	129.8	1:45.439	8	1:44.528	28.817	38.300	37.411	130.9	13:59.931
2	1:37.496	27.697	35.483	34.316	140.4	3:22.935	9	1:43.133	28.617	37.464	37.052	132.7	15:43.064
3	1:37.647	27.533	35.768	34.346	140.1	5:00.582	10	1:43.886	29.110	37.938	36.838	131.7	17:26.950
4	1:37.805	27.701	35.728	34.376	139.9	6:38.387	11	1:43.747	28.646	37.944	37.157	131.9	19:10.697
5	1:39.272	27.611	36.355	35.306	137.8	8:17.659	12	1:44.168	29.167	37.940	37.061	131.4	20:54.865
6	1:38.241	27.783	35.908	34.550	139.3	9:55.900	13	1:44.245	29.138	37.927	37.180	131.3	22:39.110
7	1:39.210	28.114	36.530	34.566	137.9	11:35.110							
8	1:39.442	27.823	36.897	34.722	137.6	13:14.552							
9	1:39.056	27.843	36.406	34.807	138.1	14:53.608							
10	1:39.114	28.020	36.543	34.551	138.1	16:32.722							
11	1:39.327	27.331	37.081	34.915	137.8	18:12.049							
12	1:39.793	28.275	36.918	34.600	137.1	19:51.842							
13	1:40.392	28.329	37.070	34.993	136.3	21:32.234							
4 Steve RUSSELL													
Cooper Bristol Mk2 4/53													
1	1:55.003	40.075	38.188	36.740	119.0	1:55.003							
2	1:44.080	29.228	37.964	36.888	131.5	3:39.083							
3	1:43.908	29.189	37.978	36.741	131.7	5:22.991							
4	1:43.087	28.743	37.568	36.776	132.7	7:06.078							
5	1:43.594	29.102	37.757	36.735	132.1	8:49.672							
6	1:45.696	28.928	38.607	38.161	129.5	10:35.368							
7	1:43.103	28.893	37.388	36.822	132.7	12:18.471							
8	1:43.079	28.512	37.945	36.622	132.7	14:01.550							
9	1:42.521	28.602	37.592	36.327	133.5	15:44.071							
10	1:43.176	28.766	37.750	36.660	132.6	17:27.247							
11	1:44.331	28.668	37.873	37.790	131.2	19:11.578							
12	1:43.628	28.799	37.821	37.008	132.0	20:55.206							
13	1:44.305	29.265	37.850	37.190	131.2	22:39.511							
5 Richard PILKINGTON													
Talbot T 26 SS													
1	2:07.881	45.125	41.479	41.277	107.0	2:07.881							
2	1:54.657	31.498	41.446	41.713	119.3	4:02.538							
3	1:54.735	32.349	41.086	41.300	119.3	5:57.273							
4	1:54.709	31.935	41.082	41.692	119.3	7:51.982							
5	1:55.728	31.867	41.421	42.440	118.2	9:47.710							
6	1:55.734	32.556	41.676	41.502	118.2	11:43.444							
7	1:55.253	32.120	41.329	41.804	118.7	13:38.697							
8	1:54.013	31.261	41.227	41.525	120.0	15:32.710							
9	1:53.967	31.853	40.635	41.479	120.1	17:26.677							
10	1:53.568	31.688	40.849	41.031	120.5	19:20.245							
11	1:54.758	31.936	40.564	42.258	119.2	21:15.003							
6 Martin EYRE													
Cooper Bristol F2/T23/25													
1	1:53.937	39.128	37.996	36.813	120.1	1:53.937							
2	1:43.870	29.331	37.559	36.980	131.7	3:37.807							
3	1:44.011	28.960	38.085	36.966	131.6	5:21.818							
4	1:43.715	28.593	37.879	37.243	131.9	7:05.533							
5	1:43.663	28.817	37.299	37.547	132.0	8:49.196							
6	1:43.006	28.473	37.700	36.833	132.8	10:32.202							
7	1:43.201	28.722	37.650	36.829	132.6	12:15.403							
7 Stephan RETTENMAIER													
Maserat 8CM 3020													
1	2:10.151	44.917	43.031	42.203	105.1	2:10.151							
2	1:57.980	34.262	42.663	41.055	116.0	4:08.131							
3	1:59.440	34.796	43.009	41.635	114.6	6:07.571							
4	1:59.155	35.029	42.272	41.854	114.8	8:06.726							
5	2:03.261	34.921	46.040	42.300	111.0	10:09.987							
6	1:59.999	36.004	42.827	41.168	114.0	12:09.986							
7	2:01.235	34.536	44.772	41.927	112.9	14:11.221							
8	1:59.681	35.108	42.932	41.641	114.3	16:10.902							
9	2:01.347	35.374	43.780	42.193	112.8	18:12.249							
10	2:00.526	35.130	43.509	41.887	113.5	20:12.775							
11	2:02.453	36.111	43.923	42.419	111.7	22:15.228							
8 Albert STREMSKI													
Emeryson F2/F1													
1	1:49.235	36.517	36.664	36.054	125.3	1:49.235							
2	1:40.422	28.580	36.220	35.622	136.3	3:29.657							
3	1:38.768	28.004	35.797	34.967	138.5	5:08.425							
4	1:41.178	29.382	36.276	35.520	135.2	6:49.603							
5	1:41.692	27.776	36.432	37.484	134.6	8:31.295							
6	1:39.875	27.527	36.364	35.984	137.0	10:11.170							
7	1:44.719	30.101	37.198	37.420	130.7	11:55.889							
8	1:41.262	28.894	36.309	36.059	135.1	13:37.151							
9	1:40.558	27.893	36.992	35.673	136.1	15:17.709							
10	1:41.326	28.065	36.367	36.894	135.0	16:59.035							
11	1:40.466	28.206	36.297	35.963	136.2	18:39.501							
12	1:40.227	28.487	35.873	35.867	136.5	20:19.728							
13	1:41.656	29.094	36.704	35.858	134.6	22:01.384							
10 Josef RETTENMAIER													
Maserati BCL 3035													
1	2:05.922				108.7	2:05.922							
2	1:45.779				129.4	3:51.701							
3	1:45.204				130.1	5:36.905							
4	1:44.751				130.6	7:21.656							
5	1:45.896				129.2	9:07.552							
6	1:45.880				129.2	10:53.432							
7	1:48.252				126.4	12:41.684							
8	1:44.963				130.4	14:26.647							
9	1:45.217				130.1	16:11.864							
10	1:45.334				129.9	17:57.198							
11	1:45.237				130.0	19:42.435							
12	1:45.790				129.3	21:28.225							
11 John GILLET													
MG K3													
1	2:15.059	45.811	44.062	45.186	101.3	2:15.059							
2	2:07.079	36.264	43.676	47.139	107.7	4:22.138							



HGPCA 1 (PRE 61') GRAND PRIX DE L'AGE D'OR RACE 2

Analysis

■ Personal Best ■ Session Best B Crossing the finish line in pit lane

Lap	Time	Sector 1	Sector 2	Sector 3	Kph	Elapsed	Lap	Time	Sector 1	Sector 2	Sector 3	Kph	Elapsed
3	2:06.353	36.361	44.127	45.865	108.3	6:28.491	5	1:41.041	28.049	36.660	36.332	135.4	8:26.983
4	2:08.095	36.476	44.630	46.989	106.8	8:36.586	6	1:40.777	28.598	36.522	35.657	135.8	10:07.760
5	2:06.464	36.074	44.271	46.119	108.2	10:43.050	7	1:42.411	28.370	36.800	37.241	133.6	11:50.171
6	2:05.622	36.371	43.738	45.513	108.9	12:48.672	8	1:40.164	28.589	36.741	34.834	136.6	13:30.335
7	2:07.761	36.619	44.521	46.621	107.1	14:56.433	9	1:41.479	28.481	36.839	36.159	134.8	15:11.814
8	2:10.033	36.440	45.230	48.363	105.2	17:06.466	10	1:41.346	27.866	38.130	35.350	135.0	16:53.160
9	2:09.972	36.830	45.644	47.498	105.3	19:16.438	11	1:41.296	28.112	37.000	36.184	135.1	18:34.456
10	2:04.519	36.124	43.618	44.777	109.9	21:20.957	12	1:40.350	28.244	36.439	35.667	136.4	20:14.806
							13	1:40.339	28.178	37.254	34.907	136.4	21:55.145

12 Philippe DOUCHET

MG K3

1	2:33.086	53.971	47.538	51.577	89.4	2:33.086
2	2:23.199	40.932	49.199	53.068	95.6	4:56.285
3	2:23.815	41.850	50.509	51.456	95.1	7:20.100
4	2:20.417	39.879	48.780	51.758	97.4	9:40.517
5	2:22.211	40.195	49.916	52.100	96.2	12:02.728
6	2:23.051	40.650	50.447	51.954	95.7	14:25.779

21 Ian NUTHALL

Alfa F2

1	1:49.944	37.304	36.704	35.936	124.5	1:49.944
2	1:41.559	28.427	36.952	36.180	134.7	3:31.503
3	1:42.054	28.517	37.207	36.330	134.1	5:13.557
4	1:42.115	28.257	37.437	36.421	134.0	6:55.672
5	1:42.908	28.461	37.768	36.679	133.0	8:38.580
6	1:43.823	28.639	37.529	37.655	131.8	10:22.403
7	1:47.027	29.312	38.727	38.988	127.9	12:09.430
8	1:47.028	30.161	38.585	38.282	127.9	13:56.458
9	1:44.388	28.756	38.192	37.440	131.1	15:40.846
10	1:44.703	28.955	38.048	37.700	130.7	17:25.549
11	1:44.324	28.772	37.767	37.785	131.2	19:09.873
12	1:43.695	28.435	37.903	37.357	132.0	20:53.568
13	1:44.798	28.825	38.455	37.518	130.6	22:38.366

25 Lukas HALUSA

Maserati 250F 2521

1	1:57.312	42.682	39.538	35.092	116.6	1:57.312
2	1:40.834	28.540	36.795	35.499	135.7	3:38.146
3	1:39.764	29.043	36.456	34.265	137.2	5:17.910
4	1:38.741	27.774	36.731	34.236	138.6	6:56.651
5	1:39.183	28.078	36.674	34.431	138.0	8:35.834
6	1:39.110	27.926	36.285	34.899	138.1	10:14.944
7	1:41.296	30.217	36.457	34.622	135.1	11:56.240
8	1:38.555	27.967	36.081	34.507	138.8	13:34.795
9	1:39.668	28.368	36.536	34.764	137.3	15:14.463
10	1:40.583	28.090	36.669	35.824	136.0	16:55.046
11	1:39.796	27.920	36.316	35.560	137.1	18:34.842
12	1:40.644	28.799	36.543	35.302	136.0	20:15.486
13	1:40.601	28.519	37.415	34.667	136.0	21:56.087

28 Graham ADELMAN

Maserati 250F 2522/23/26

1	1:49.286	37.901	36.501	34.884	125.2	1:49.286
2	1:38.326	27.708	36.335	34.283	139.2	3:27.612
3	1:38.342	27.623	35.956	34.763	139.1	5:05.954
4	1:39.988	28.221	36.626	35.141	136.9	6:45.942

30 Julian BRONSON

Scarab Offenhauser

1	1:41.849	33.413	34.856	33.580	134.4	1:41.849
2	1:34.725	26.627	34.681	33.417	144.5	3:16.574
3	1:35.468	26.708	35.111	33.649	143.3	4:52.042
4	1:35.847	26.786	35.154	33.907	142.8	6:27.889
5	1:36.512	26.869	35.010	34.633	141.8	8:04.401
6	1:37.034	26.782	35.396	34.856	141.0	9:41.435
7	1:37.226	27.354	35.605	34.267	140.7	11:18.661
8	1:36.675	26.859	35.790	34.026	141.5	12:55.336
9	1:37.932	27.778	35.704	34.450	139.7	14:33.268
10	1:38.492	27.602	35.987	34.903	138.9	16:11.760
11	1:37.963	27.451	36.180	34.332	139.7	17:49.723
12	1:39.885	27.496	36.855	35.534	137.0	19:29.608
13	1:40.508	27.687	36.258	36.563	136.1	21:10.116

31 Guillermo FIERRO

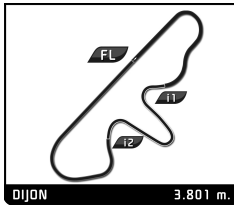
Maserati 250F 2523

1	1:44.251	34.429	35.376	34.446	131.3	1:44.251
2	1:37.250	27.424	35.393	34.433	140.7	3:21.501
3	1:37.094	27.167	35.528	34.399	140.9	4:58.595
4	1:37.449	27.248	35.674	34.527	140.4	6:36.044
5	1:38.903	28.026	35.763	35.114	138.4	8:14.947
6	1:38.502	27.733	36.019	34.750	138.9	9:53.449
7	1:38.931	27.575	36.524	34.832	138.3	11:32.380
8	1:38.316	27.604	35.827	34.885	139.2	13:10.696
9	1:38.854	27.779	35.969	35.106	138.4	14:49.550
10	1:38.803	28.062	36.001	34.740	138.5	16:28.353
11	1:39.433	27.894	36.267	35.272	137.6	18:07.786
12	1:40.340	28.152	36.572	35.616	136.4	19:48.126
13	1:40.343	28.527	36.708	35.108	136.4	21:28.469

33 Chris PHILLIPS

Cooper Bristol Mk 2 6/53

1	1:54.576	39.565	37.986	37.025	119.4	1:54.576
2	1:44.132	29.170	37.860	37.102	131.4	3:38.708
3	1:43.663	29.009	38.029	36.625	132.0	5:22.371
4	1:43.574	28.485	37.976	37.113	132.1	7:05.945
5	1:43.556	28.829	37.631	37.096	132.1	8:49.501
6	1:44.949	28.614	38.879	37.456	130.4	10:34.450
7	1:42.467	28.429	37.526	36.512	133.5	12:16.917
8	1:44.150	28.568	38.801	36.781	131.4	14:01.067
9	1:42.869	28.259	37.680	36.930	133.0	15:43.936
10	1:44.158	29.413	38.137	36.608	131.4	17:28.094
11	1:43.841	29.339	37.832	36.670	131.8	19:11.935
12	1:44.116	28.737	38.558	36.821	131.4	20:56.051



HGPCA 1 (PRE 61')

GRAND PRIX DE L'AGE D'OR

RACE 2

Analysis

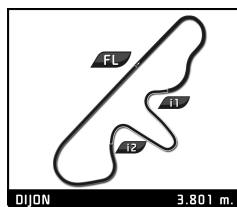
■ Personal Best
 ■ Session Best
 ■ Crossing the finish line in pit lane

Lap	Time	Sector 1	Sector 2	Sector 3	Kph	Elapsed	Lap	Time	Sector 1	Sector 2	Sector 3	Kph	Elapsed
13	1:43.758	28.777	38.083	36.898	131.9	22:39.809							

34 John BUSSEY		Cooper T43											
1	1:51.055	38.169	36.963	35.923	123.2	1:51.055							
2	1:40.966	27.926	36.738	36.302	135.5	3:32.021							
3	1:41.094	28.148	36.376	36.570	135.4	5:13.115							
4	1:40.315	27.884	36.315	36.116	136.4	6:53.430							
5	1:41.152	28.072	36.617	36.463	135.3	8:34.582							
6	1:41.210	28.027	36.765	36.418	135.2	10:15.792							
7	1:43.313	29.625	37.278	36.410	132.4	11:59.105							
8	1:40.337	28.000	36.165	36.172	136.4	13:39.442							
9	1:40.480	27.605	36.734	36.141	136.2	15:19.922							
10	1:41.022	28.348	36.453	36.221	135.5	17:00.944							
11	1:40.773	28.112	36.484	36.177	135.8	18:41.717							
12	1:41.304	27.986	36.766	36.552	135.1	20:23.021							
13	1:41.523	28.331	36.786	36.406	134.8	22:04.544							

38 Tony BEST		Ferrari Dino 246 BHR01											
1	1:54.376	41.775	37.046	35.555	119.6	1:54.376							
2	1:40.925	28.075	36.440	36.410	135.6	3:35.301							
3	1:39.978	28.293	35.926	35.759	136.9	5:15.279							
4	1:39.678	27.637	36.608	35.433	137.3	6:54.957							
5	1:38.902	27.358	35.964	35.580	138.4	8:33.859							
6	1:37.655	27.397	35.504	34.754	140.1	10:11.514							
7	1:43.165	30.072	36.197	36.896	132.6	11:54.679							
8	1:38.401	27.861	35.432	35.108	139.1	13:33.080							
9	1:38.505	27.380	35.469	35.656	138.9	15:11.585							
10	1:41.692	28.316	37.538	35.838	134.6	16:53.277							
11	1:40.915	28.280	36.966	35.669	135.6	18:34.192							
12	1:40.959	29.021	36.386	35.552	135.5	20:15.151							
13	1:39.886	28.305	36.176	35.405	137.0	21:55.037							

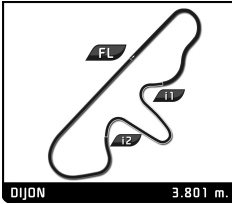
248 Klaus LEHR		Maserati 250F CM5											
1	1:47.605	35.953	36.787	34.865	127.2	1:47.605							
2	1:37.827	27.590	35.821	34.416	139.9	3:25.432							
3	1:37.730	27.595	35.720	34.415	140.0	5:03.162							
4	1:38.553	27.779	35.861	34.913	138.8	6:41.715							
5	1:39.074	27.650	36.040	35.384	138.1	8:20.789							
6	1:40.332	27.574	37.333	35.425	136.4	10:01.121							
7	1:39.384	27.770	36.424	35.190	137.7	11:40.505							
8	1:39.619	27.971	36.606	35.042	137.4	13:20.124							
9	1:40.030	27.639	37.283	35.108	136.8	15:00.154							
10	1:39.862	28.050	36.593	35.219	137.0	16:40.016							
11	1:39.869	27.741	36.704	35.424	137.0	18:19.885							
12	1:39.454	27.833	36.806	34.815	137.6	19:59.339							
13	1:39.479	27.726	36.487	35.266	137.6	21:38.818							



HGPCA 1 (PRE 61')
GRAND PRIX DE L'AGE D'OR
RACE 2

Lap Chart

		LAP													
Nr	Pos	Grid	1	2	3	4	5	6	7	8	9	10	11	12	13
30	1	30	30	30	30	30	30	30	30	30	30	30	30	30	30
31	2	31	31	31	31	31	31	31	31	31	31	31	31	31	31
2	3	2	2	2	2	2	2	2	2	2	2	2	2	2	2
20	4	20	248	248	248	248	248	248	248	248	248	248	248	248	248
248	5	248	8	28	28	28	28	28	28	28	28	28	28	28	28
8	6	8	28	8	8	8	8	8	38	38	28	38	28	38	28
28	7	28	21	21	34	34	38	38	8	25	25	25	25	25	25
25	8	25	34	34	21	38	34	25	25	8	8	8	8	8	8
41	9	41	6	38	38	21	25	34	34	34	34	34	34	34	34
34	10	34	38	6	25	25	21	21	21	21	21	21	21	21	21
21	11	21	33	25	6	6	6	6	6	6	6	6	6	6	6
6	12	6	4	33	33	33	33	33	33	33	33	4	4	4	4
4	13	4	25	4	4	4	4	4	4	4	4	33	33	33	33
33	14	33	10	10	10	10	10	10	10	10	10	10	10	10	10
5	15	5	5	5	5	5	5	5	5	5	5	5	5	5	5
7	16	7	7	7	7	7	7	7	7	7	7	7	7	7	7
11	17	11	11	11	11	11	11	11	11	11	11	11	11	11	11
12	18	12	12	12	12	12	12	12	12	12	12	12	12	12	12
10	19	10													
38	20	38													

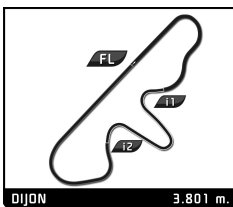


HGPCA 1 (PRE 61')
GRAND PRIX DE L'AGE D'OR
RACE 2

Analysis by lap

Lapped

Nr	Lap Time	Gap	Nr	Lap Time	Gap	Nr	Lap Time	Gap	Nr	Lap Time	Gap	Nr	Lap Time	Gap									
Lap 1																							
			5	1:54.735	1:05.231	4	1:45.696	53.933	6	1:43.133	1:09.796	4	1:43.628	1:25.598									
			7	1:59.440	1:15.529	11	2:06.464	1 Lap	33	1:42.869	1:10.668	33	1:44.116	1:26.443									
30	1:41.849		Lap 4																				
31	1:44.251	2.402	30	1:35.847		Lap 7																	
2	1:45.439	3.590	11	2:06.353	1 Lap	30	1:37.226		Lap 10														
248	1:47.605	5.756	31	1:37.449	8.155	31	1:38.931	13.719	30	1:38.492		Lap 13											
8	1:49.235	7.386	2	1:37.805	10.498	2	1:39.210	16.449	10	1:45.217	1 Lap	5	1:54.758	2 Laps									
28	1:49.286	7.437	248	1:38.553	13.826	248	1:39.384	21.844	31	1:38.803	16.593	11	2:04.519	3 Laps									
21	1:49.944	8.095	28	1:39.988	18.053	5	1:55.734	1 Lap	2	1:39.114	20.962	10	1:45.790	1 Lap									
34	1:51.055	9.206	8	1:41.178	21.714	28	1:42.411	31.510	248	1:39.862	28.256	2	1:40.392	22.118									
6	1:53.937	12.088	34	1:40.315	25.541	38	1:43.165	36.018	28	1:41.346	41.400	248	1:39.479	28.702									
38	1:54.376	12.527	38	1:39.678	27.068	8	1:44.719	37.228	38	1:41.692	41.517	38	1:39.886	44.921									
33	1:54.576	12.727	21	1:42.115	27.783	25	1:41.296	37.579	25	1:40.583	43.286	28	1:40.339	45.029									
4	1:55.003	13.154	25	1:38.741	28.762	34	1:43.313	40.444	8	1:41.326	47.275	25	1:40.601	45.971									
25	1:57.312	15.463	6	1:43.715	37.644	12	2:22.211	2 Laps	34	1:41.022	49.184	8	1:41.656	51.268									
10	2:05.922	24.073	33	1:43.574	38.056	21	1:47.027	50.769	11	2:10.033	2 Laps	34	1:41.523	54.428									
5	2:07.881	26.032	4	1:43.087	38.189	7	1:59.999	1 Lap	21	1:44.703	1:13.789	7	2:02.453	2 Laps									
7	2:10.151	28.302	12	2:23.815	1 Lap	6	1:43.201	56.742	5	1:53.967	1 Lap	21	1:44.798	1:28.250									
11	2:15.059	33.210	10	1:44.751	53.767	33	1:42.467	58.256	6	1:43.886	1:15.190	6	1:44.245	1:28.994									
12	2:33.086	51.237	5	1:54.709	1:24.093	4	1:43.103	59.810	4	1:43.176	1:15.487	4	1:44.305	1:29.395									
Lap 2																							
30	1:34.725		Lap 5																				
31	1:37.250	4.927	30	1:36.512		Lap 8																	
2	1:37.496	6.361	7	1:59.155	1 Lap	30	1:36.675		30	1:37.963		Lap 11											
248	1:37.827	8.858	31	1:38.903	10.546	31	1:38.316	15.360	10	1:45.334	1 Lap	31	1:39.433	18.063									
28	1:38.326	11.038	2	1:39.272	13.258	2	1:39.442	19.216	31	1:39.433	18.063	2	1:39.327	22.326									
8	1:40.422	13.083	248	1:39.074	16.388	248	1:39.619	24.788	7	2:01.347	2 Laps	248	1:39.869	30.162									
21	1:41.559	14.929	28	1:41.041	22.582	28	1:40.164	34.999	248	1:39.869	30.162	38	1:40.915	44.469									
34	1:40.966	15.447	8	1:41.692	26.894	38	1:38.401	37.744	38	1:40.915	44.469	28	1:41.296	44.733									
38	1:40.925	18.727	38	1:38.902	29.458	25	1:38.555	39.459	28	1:41.296	44.733	25	1:39.796	45.119									
6	1:43.870	21.233	34	1:41.152	30.181	8	1:41.262	41.815	25	1:39.796	45.119	8	1:40.466	49.778									
25	1:40.834	21.572	25	1:39.183	31.433	5	1:55.253	1 Lap	8	1:40.466	49.778	34	1:40.773	51.994									
33	1:44.132	22.134	11	2:08.095	1 Lap	34	1:40.337	44.106	34	1:40.773	51.994	21	1:44.324	1:20.150									
4	1:44.080	22.509	21	1:42.908	34.179	21	1:47.028	1:01.122	21	1:44.324	1:20.150	6	1:43.747	1:20.974									
10	1:45.779	35.127	6	1:43.663	44.795	6	1:44.528	1:04.595	6	1:43.747	1:20.974	4	1:44.331	1:21.855									
5	1:54.657	45.964	33	1:43.556	45.100	33	1:44.150	1:05.731	4	1:44.331	1:21.855	33	1:43.841	1:22.212									
7	1:57.980	51.557	4	1:43.594	45.271	4	1:43.079	1:06.214	33	1:43.841	1:22.212	11	2:09.972	2 Laps									
11	2:07.079	1:05.564	10	1:45.896	1:03.151	7	2:01.235	1 Lap	11	2:09.972	2 Laps	5	1:53.568	1 Lap									
Lap 3																							
30	1:35.468		Lap 6																				
12	2:23.199	1 Lap	30	1:37.034		Lap 9																	
31	1:37.094	6.553	5	1:55.728	1 Lap	30	1:37.932		30	1:39.885		Lap 12											
2	1:37.647	8.540	31	1:38.502	12.014	31	1:38.854	16.282	10	1:45.237	1 Lap	30	1:39.885										
248	1:37.730	11.120	2	1:38.241	14.465	2	1:39.056	20.340	31	1:40.340	18.518	31	1:40.340	18.518									
28	1:38.342	13.912	248	1:40.332	19.686	11	2:07.761	2 Laps	2	1:39.793	22.234	2	1:39.793	22.234									
8	1:38.768	16.383	28	1:40.777	26.325	248	1:40.030	26.886	248	1:39.454	29.731	248	1:39.454	29.731									
34	1:41.094	21.073	7	2:03.261	1 Lap	38	1:38.505	38.317	7	2:00.526	2 Laps	7	2:00.526	2 Laps									
21	1:42.054	21.515	8	1:39.875	29.735	28	1:41.479	38.546	28	1:40.350	45.198	28	1:40.350	45.198									
38	1:39.978	23.237	38	1:37.655	30.079	25	1:39.668	41.195	38	1:40.959	45.543	38	1:40.959	45.543									
25	1:39.764	25.868	25	1:39.110	33.509	8	1:40.558	44.441	25	1:40.644	45.878	25	1:40.644	45.878									
6	1:44.011	29.776	34	1:41.210	34.357	34	1:40.480	46.654	8	1:40.227	50.120	8	1:40.227	50.120									
33	1:43.663	30.329	21	1:43.823	40.968	5	1:54.013	1 Lap	34	1:41.304	53.413	34	1:41.304	53.413									
4	1:43.908	30.949	6	1:43.006	50.767	21	1:44.388	1:07.578	21	1:43.695	1:23.960	21	1:43.695	1:23.960									
10	1:45.204	44.863	33	1:44.949	53.015				6	1:44.168	1:25.257	6	1:44.168	1:25.257									



HGPCA 2 (PRE 66')

GRAND PRIX DE L'AGE D'OR

QUALIFYING

Final Classification

Nr.	Driver	Nat	Team	Car	Time	Lap Total	Gap	Kph
1	10 William NUTHALL			Cooper T53	C7B	1:30.717	4 4	- - 150.8
2	22 Peter HORSMAN			Lotus 18/21 P1	C12	1:30.717	15 16	+0.000 +0.000 150.8
3	66 Sid HOOLE			Cooper T66 F1	C11	1:32.375	7 13	+1.658 +1.658 148.1
4	3 Barry CANNELL			Brabham BT11A	C12	1:32.730	9 13	+2.013 +0.355 147.6
5	51 Matteo TULLIO			Cooper T51	C12	1:34.551	4 12	+3.834 +1.821 144.7
6	71 Alan BAILLIE			Cooper T71/73	C10	1:35.718	11 15	+5.001 +1.167 143.0
7	56 John CLARK			Cooper T56	C10	1:35.970	15 15	+5.253 +0.252 142.6
8	61 Rainer OTT			Cooper T53	C12	1:36.304	7 15	+5.587 +0.334 142.1
9	11 Michel WANTY			Lotus 24 942	C11	1:36.546	15 15	+5.829 +0.242 141.7
10	53 Philipp BUHOFFER			Lotus 44	C10	1:36.606	4 7	+5.889 +0.060 141.6
11	35 Iain ROWLEY			Assegai	C10	1:36.992	12 12	+6.275 +0.386 141.1
12	27 Steve HART			Cooper Maserati T51	C9	1:37.400	13 15	+6.683 +0.408 140.5
13	8 Tony DITHERIDGE			Cooper T45	C9	1:38.725	4 8	+8.008 +1.325 138.6
14	47 Brian JOLLIFFE			Cooper T45	C9	1:40.111	7 10	+9.394 +1.386 136.7
15	36 Erik STAES			Lotus 18/21 P2	C10	1:40.539	13 14	+9.822 +0.428 136.1
16	530 Scotty TAYLOR			Cooper T53	C12	1:41.161	6 7	+10.444 +0.622 135.3
17	69 Andrea GUARINO			Lotus 18 370	C7B	1:41.227	2 6	+10.510 +0.066 135.2
18	5 Michel BAUDOIN			Cooper T45	C9	1:42.054	12 14	+11.337 +0.827 134.1
19	43 Tania PILKINGTON			Cooper T43	C9	1:42.130	14 14	+11.413 +0.076 134.0

Not classified:

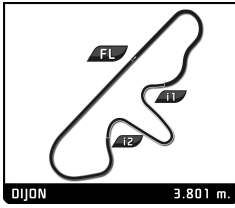
2	Rod JOLLEY			Cooper T45/51	C7B			
18	Scotty TAYLOR			Lotus 18 917	C10			

Fastest Lap	Lap	Driver	Time	Kph
	4	William NUTHALL	1:30.717	150.8

Published at:

Track Status: **DRY**

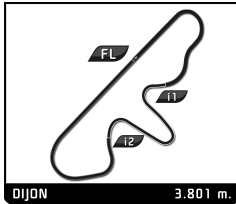
Stewards:	Timekeeper:
-----------	-------------



HGPCA 2 (PRE 66')
GRAND PRIX DE L'AGE D'OR
QUALIFYING

Best Sector Times

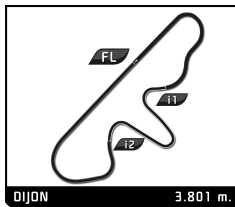
SECTOR 1			SECTOR 2			SECTOR 3			Pos	Driver	Ideal Lap	Best Lap
Pos	Driver	Time	Driver	Time	Driver	Time						
1	10 W.NUTHALL	25.093	22 P.HORSMAN	32.853	22 P.HORSMAN	32.034	1	22 P.HORSMAN	1:30.186	1:30.717	(1)	
2	22 P.HORSMAN	25.299	10 W.NUTHALL	33.567	10 W.NUTHALL	32.057	2	10 W.NUTHALL	1:30.717	1:30.717	(2)	
3	66 S.HOOLE	25.967	3 B.CANNELL	33.772	3 B.CANNELL	32.222	3	66 S.HOOLE	1:32.349	1:32.375	(3)	
4	56 J.CLARK	26.246	66 S.HOOLE	33.802	66 S.HOOLE	32.580	4	3 B.CANNELL	1:32.614	1:32.730	(4)	
5	51 M.TULLIO	26.514	51 M.TULLIO	34.310	61 R.OTT	33.164	5	51 M.TULLIO	1:34.127	1:34.551	(5)	
6	3 B.CANNELL	26.620	53 P.BUHOFFER	34.356	51 M.TULLIO	33.303	6	56 J.CLARK	1:35.050	1:35.970	(7)	
7	71 A.BAILLIE	26.674	56 J.CLARK	34.639	71 A.BAILLIE	33.493	7	71 A.BAILLIE	1:35.236	1:35.718	(6)	
8	53 P.BUHOFFER	26.717	71 A.BAILLIE	35.069	56 J.CLARK	34.165	8	61 R.OTT	1:35.556	1:36.304	(8)	
9	11 M.WANTY	27.043	61 R.OTT	35.152	27 S.HART	34.207	9	53 P.BUHOFFER	1:36.186	1:36.606	(10)	
10	35 I.ROWLEY	27.047	35 I.ROWLEY	35.163	11 M.WANTY	34.213	10	11 M.WANTY	1:36.419	1:36.546	(9)	
11	61 R.OTT	27.240	11 M.WANTY	35.163	35 I.ROWLEY	34.486	11	35 I.ROWLEY	1:36.696	1:36.992	(11)	
12	8 T.DITHERIDGE	27.405	27 S.HART	35.353	53 P.BUHOFFER	35.113	12	27 S.HART	1:37.167	1:37.400	(12)	
13	27 S.HART	27.607	8 T.DITHERIDGE	35.746	8 T.DITHERIDGE	35.191	13	8 T.DITHERIDGE	1:38.342	1:38.725	(13)	
14	47 B.JOLLIFFE	27.811	36 E.STAES	35.947	530 S.TAYLOR	35.414	14	47 B.JOLLIFFE	1:39.550	1:40.111	(14)	
15	43 T.PILKINGTON	27.821	47 B.JOLLIFFE	36.322	47 B.JOLLIFFE	35.417	15	36 E.STAES	1:40.315	1:40.539	(15)	
16	69 A.GUARINO	28.018	530 S.TAYLOR	37.001	5 M.BAUDOIN	35.737	16	530 S.TAYLOR	1:40.837	1:41.161	(16)	
17	36 E.STAES	28.395	5 M.BAUDOIN	37.117	69 A.GUARINO	35.843	17	69 A.GUARINO	1:41.102	1:41.227	(17)	
18	530 S.TAYLOR	28.422	69 A.GUARINO	37.241	36 E.STAES	35.973	18	43 T.PILKINGTON	1:41.206	1:42.130	(19)	
19	5 M.BAUDOIN	29.104	43 T.PILKINGTON	37.314	43 T.PILKINGTON	36.071	19	5 M.BAUDOIN	1:41.958	1:42.054	(18)	



HGPCA 2 (PRE 66') GRAND PRIX DE L'AGE D'OR QUALIFYING

Fastest Lap Sequence

Practice Time	Driver	Team	Car	Class	Time	Kph	Lap
3:37.601	22 Peter HORSMAN		Lotus 18/21 P1	C12	1:35.018	144.0	2
3:40.853	10 William NUTHALL		Cooper T53	C7B	1:32.035	148.7	2
6:43.992	10 William NUTHALL		Cooper T53	C7B	1:30.717	150.8	4



HGPCA 2 (PRE 66') GRAND PRIX DE L'AGE D'OR QUALIFYING

Analysis

■ Personal Best ■ Session Best B Crossing the finish line in pit lane

Lap	Time	Sector 1	Sector 2	Sector 3	Kph	Elapsed	Lap	Time	Sector 1	Sector 2	Sector 3	Kph	Elapsed
4	1:42.049	29.134	37.188	35.727	134.1	7:55.957							
5	1:39.864	28.104	36.685	35.075	137.0	9:35.821							
6	1:37.589	27.294	35.809	34.486	140.2	11:13.410							
7	1:38.378	27.530	35.898	34.950	139.1	12:51.788							
8	1:37.246	27.047	35.545	34.654	140.7	14:29.034							
9	4:59.353 B	34.832	41.123	3:43.398	45.7	19:28.387							
10	1:59.849	43.556	40.447	35.846	114.2	21:28.236							
11	1:37.967	27.424	35.668	34.875	139.7	23:06.203							
12	1:36.992	27.331	35.163	34.498	141.1	24:43.195							

36 Erik STAES
Lotus 18/21 P2

1	2:45.029	1:23.732	42.421	38.876	82.9	2:45.029
2	1:50.921	30.566	40.615	39.740	123.4	4:35.950
3	1:45.988	30.814	37.611	37.563	129.1	6:21.938
4	1:45.179	30.462	37.438	37.279	130.1	8:07.117
5	1:45.100	30.129	37.396	37.575	130.2	9:52.217
6	1:45.013	29.761	37.974	37.278	130.3	11:37.230
7	1:42.703	29.446	36.721	36.536	133.2	13:19.933
8	1:48.029	33.091	38.397	36.541	126.7	15:07.962
9	1:42.604	29.158	36.214	37.232	133.4	16:50.566
10	1:42.849	29.235	37.088	36.526	133.0	18:33.415
11	1:42.821	30.350	36.498	35.973	133.1	20:16.236
12	1:41.264	28.778	36.097	36.389	135.1	21:57.500
13	1:40.539	28.395	35.947	36.197	136.1	23:38.039
14	1:43.223	30.580	36.340	36.303	132.6	25:21.262

43 Tania PILKINGTON
Cooper T43

1	2:47.753	1:21.243	44.664	41.846	81.6	2:47.753
2	1:51.008	32.149	40.507	38.352	123.3	4:38.761
3	1:48.342	30.543	39.723	38.076	126.3	6:27.103
4	1:48.168	31.148	40.041	36.979	126.5	8:15.271
5	1:46.365	29.931	39.316	37.118	128.6	10:01.636
6	1:45.509	29.588	38.105	37.816	129.7	11:47.145
7	1:49.493	29.295	39.035	41.163	125.0	13:36.638
8	1:48.353	31.005	40.041	37.307	126.3	15:24.991
9	1:42.314	28.585	37.658	36.071	133.7	17:07.305
10	1:43.597	28.863	37.314	37.420	132.1	18:50.902
11	1:46.268	30.990	38.296	36.982	128.8	20:37.170
12	1:42.398	28.217	37.892	36.289	133.6	22:19.568
13	1:48.252	28.249	38.159	41.844	126.4	24:07.820
14	1:42.130	27.821	37.407	36.902	134.0	25:49.950

47 Brian JOLLIFFE
Cooper T45

1	2:09.511	50.278	41.330	37.903	105.7	2:09.511
2	1:42.607	29.041	38.005	35.561	133.4	3:52.118
3	1:42.689	29.196	37.292	36.201	133.3	5:34.807
4	1:40.470	28.313	36.437	35.720	136.2	7:15.277
5	1:41.499	28.035	38.047	35.417	134.8	8:56.776
6	1:41.813	28.337	36.906	36.570	134.4	10:38.589
7	1:40.111	27.811	36.380	35.920	136.7	12:18.700
8	1:42.957	29.495	37.221	36.241	132.9	14:01.657
9	1:42.486	29.841	36.900	35.745	133.5	15:44.143
10	1:40.241	28.219	36.322	35.700	136.5	17:24.384

51 Matteo TULLIO
Cooper T51

1	2:00.106	49.408	35.915	34.783	113.9	2:00.106
2	1:37.499	28.339	35.237	33.923	140.3	3:37.605
3	1:35.548	26.810	34.546	34.192	143.2	5:13.153
4	1:34.551	26.671	34.310	33.570	144.7	6:47.704
5	1:34.796	26.514	34.618	33.664	144.3	8:22.500
6	4:45.799 B	30.621	42.359	3:32.819	47.9	13:08.299
7	1:55.368	45.981	35.266	34.121	118.6	15:03.667
8	1:53.597	32.003	34.887	46.707	120.5	16:57.264
9	1:54.813	36.198	45.262	33.353	119.2	18:52.077
10	1:39.635	30.125	36.047	33.463	137.3	20:31.712
11	1:35.866	27.854	34.683	33.329	142.7	22:07.578
12	1:36.005	27.825	34.877	33.303	142.5	23:43.583

53 Philipp BUHOFER
Lotus 44

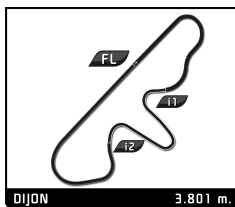
1	2:12.488	58.662	37.855	35.971	103.3	2:12.488
2	1:39.004	27.388	35.681	35.935	138.2	3:51.492
3	1:39.005	27.990	35.315	35.700	138.2	5:30.497
4	1:36.606	27.105	34.388	35.113	141.6	7:07.103
5	1:36.783	27.195	34.410	35.178	141.4	8:43.886
6	1:37.619	27.446	34.744	35.429	140.2	10:21.505
7	1:37.056	27.230	34.433	35.393	141.0	11:58.561

56 John CLARK
Cooper T56

1	2:19.174	1:00.021	40.777	38.376	98.3	2:19.174
2	1:43.999	30.330	37.929	35.740	131.6	4:03.173
3	1:37.559	27.184	35.835	34.540	140.3	5:40.732
4	1:37.399	27.123	35.673	34.603	140.5	7:18.131
5	1:37.341	26.250	35.936	35.155	140.6	8:55.472
6	1:37.793	27.168	35.793	34.832	139.9	10:33.265
7	1:36.344	26.246	34.935	35.163	142.0	12:09.609
8	1:36.295	26.950	34.827	34.518	142.1	13:45.904
9	1:36.199	26.786	35.000	34.413	142.2	15:22.103
10	1:36.728	26.770	35.441	34.517	141.5	16:58.831
11	1:36.323	27.295	34.863	34.165	142.1	18:35.154
12	1:37.102	27.709	34.639	34.754	140.9	20:12.256
13	1:36.773	26.731	35.199	34.843	141.4	21:49.029
14	1:36.140	26.439	34.951	34.750	142.3	23:25.169
15	1:35.970	26.637	34.698	34.635	142.6	25:01.139

61 Rainer OTT
Cooper T53

1	2:18.407	58.160	42.126	38.121	98.9	2:18.407
2	1:42.847	30.872	37.310	34.665	133.0	4:01.254
3	1:39.985	28.703	37.486	33.796	136.9	5:41.239
4	1:40.163	27.742	38.712	33.709	136.6	7:21.402
5	1:37.257	27.353	36.565	33.339	140.7	8:58.659
6	1:38.972	27.257	36.811	34.904	138.3	10:37.631
7	1:36.304	27.240	35.490	33.574	142.1	12:13.935
8	1:38.980	29.093	36.322	33.565	138.2	13:52.915
9	1:38.350	28.903	35.597	33.850	139.1	15:31.265
10	1:36.974	28.382	35.389	33.203	141.1	17:08.239



HGPCA 2 (PRE 66') GRAND PRIX DE L'AGE D'OR QUALIFYING

Analysis

Lap	Time	Sector 1	Sector 2	Sector 3	Kph	Elapsed	Lap	Time	Sector 1	Sector 2	Sector 3	Kph	Elapsed
11	1:39.423	28.758	36.613	34.052	137.6	18:47.662	6	1:41.161	28.422	37.116	35.623	135.3	11:20.075
12	1:38.055	29.188	35.441	33.426	139.6	20:25.717	7	1:42.065	28.595	37.496	35.974	134.1	13:02.140
13	1:36.304	27.523	35.480	33.301	142.1	22:02.021							
14	1:36.489	28.173	35.152	33.164	141.8	23:38.510							
15	1:36.409	27.828	35.152	33.429	141.9	25:14.919							

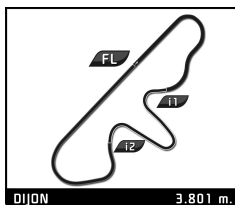
■ Personal Best ■ Session Best B Crossing the finish line in pit lane

66 Sid HOOLE		Cooper T66 F1										
1	2:35.749	1:21.599	39.064	35.086	87.9	2:35.749						
2	1:36.714	27.675	35.673	33.366	141.5	4:12.463						
3	1:34.296	26.549	34.768	32.979	145.1	5:46.759						
4	1:36.328	26.515	35.153	34.660	142.1	7:23.087						
5	1:33.260	26.129	34.551	32.580	146.7	8:56.347						
6	1:34.413	26.480	34.955	32.978	144.9	10:30.760						
7	1:32.375	25.967	33.802	32.606	148.1	12:03.135						
8	1:33.541	26.527	33.887	33.127	146.3	13:36.676						
9	1:39.554	31.311	34.831	33.412	137.4	15:16.230						
10	5:33.715 B	28.842	35.659	4:29.214	41.0	20:49.945						
11	1:45.828	37.304	34.944	33.580	129.3	22:35.773						
12	1:35.126	26.530	34.456	34.140	143.8	24:10.899						
13	1:37.206	27.763	35.154	34.289	140.8	25:48.105						

69 Andrea GUARINO		Lotus 18 370										
1	2:08.739	54.979	37.701	36.059	106.3	2:08.739						
2	1:41.227	28.018	37.241	35.968	135.2	3:49.966						
3	1:47.639	31.078	39.706	36.855	127.1	5:37.605						
4	1:50.142	29.683	40.617	39.842	124.2	7:27.747						
5	1:44.833	31.355	37.635	35.843	130.5	9:12.580						
6	1:43.643	29.640	37.846	36.157	132.0	10:56.223						

71 Alan BAILLIE		Cooper T71/73										
1	2:17.767	1:04.222	37.514	36.031	99.3	2:17.767						
2	1:37.907	27.204	36.076	34.627	139.8	3:55.674						
3	1:38.670	26.794	36.667	35.209	138.7	5:34.344						
4	1:36.563	27.078	35.555	33.930	141.7	7:10.907						
5	1:36.365	26.676	35.375	34.314	142.0	8:47.272						
6	1:36.129	26.674	35.250	34.205	142.3	10:23.401						
7	1:36.019	27.210	35.069	33.740	142.5	11:59.420						
8	2:02.402	52.412	36.152	33.838	111.8	14:01.822						
9	1:43.166	32.160	36.565	34.441	132.6	15:44.988						
10	1:38.917	28.499	35.878	34.540	138.3	17:23.905						
11	1:35.718	26.815	35.410	33.493	143.0	18:59.623						
12	1:36.575	27.326	35.229	34.020	141.7	20:36.198						
13	1:37.659	27.497	36.254	33.908	140.1	22:13.857						
14	1:36.114	27.135	35.446	33.533	142.4	23:49.971						
15	1:37.552	27.849	35.801	33.902	140.3	25:27.523						

530 Scotty TAYLOR		Cooper T53										
1	2:36.536	1:10.224	44.884	41.428	87.4	2:36.536						
2	1:52.070	32.799	41.192	38.079	122.1	4:28.606						
3	1:44.472	29.349	38.530	36.593	131.0	6:13.078						
4	1:42.023	29.608	37.001	35.414	134.1	7:55.101						
5	1:43.813	28.523	38.929	36.361	131.8	9:38.914						



HGPCA 2 (PRE 66')

GRAND PRIX DE L'AGE D'OR

RACE 1 (20')

Final Classification

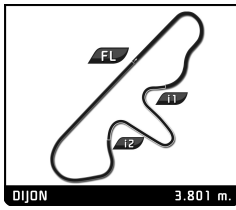
Drivers	Nat	Team	Vehicle	Class	Laps	Total Time	Gap	Kph	Best Lap		
									Lap	Time	Kph
1 22 Peter HORSMAN			Lotus 18/21 P1	C12	12	18:20.997	-	149.1	9	1:30.326	151.5
2 10 William NUTHALL			Cooper T53	C7B	12	18:23.764	+2.767	148.8	6	1:30.495	151.2
3 66 Sid HOOLE			Cooper T66 F1	C11	12	18:56.091	+35.094	144.5	2	1:33.105	147.0
4 51 Matteo TULLIO			Cooper T51	C12	12	19:16.543	+55.546	142.0	3	1:34.470	144.8
5 61 Rainer OTT			Cooper T53	C12	12	19:25.790	+1:04.793	140.9	2	1:35.815	142.8
6 71 Alan BAILLIE			Cooper T71/73	C10	12	19:27.576	+1:06.579	140.6	6	1:35.514	143.3
7 56 John CLARK			Cooper T56	C10	12	19:29.040	+1:08.043	140.5	9	1:35.799	142.8
8 69 Andrea GUARINO			Lotus 18 370	C7B	11	18:23.366	1 Lap	136.4	9	1:38.022	139.6
9 8 Tony DITHERIDGE			Cooper T45	C9	11	18:28.694	1 Lap	135.8	8	1:38.816	138.5
10 36 Erik STAES			Lotus 18/21 P2	C10	11	18:46.503	1 Lap	133.6	8	1:40.538	136.1
11 43 Tania PILKINGTON			Cooper T43	C9	11	19:18.234	1 Lap	130.0	10	1:41.574	134.7
12 5 Michel BAUDOIN			Cooper T45	C9	11	19:39.477	1 Lap	127.6	5	1:43.819	131.8
Not classified:											
27 Steve HART			Cooper Maserati T51	C9	11	18:03.777			4	1:37.088	140.9
11 Michel WANTY			Lotus 24 942	C11	11	18:04.857			5	1:36.690	141.5
35 Iain ROWLEY			Assegai	C10	7	11:25.822			6	1:35.659	143.0
47 Brian JOLLIFFE			Cooper T45	C9	2	3:41.208			2	1:46.797	128.1
530 Scotty TAYLOR			Cooper T53	C12	2	5:17.262					
Not started											
2 Rod JOLLEY			Cooper T45/51	C7B							
3 Barry CANNELL			Brabham BT11A	C12							
18 Scotty TAYLOR			Lotus 18 917	C10							
53 Philipp BUHOFER			Lotus 44	C10							

Pole Position	W. NUTHALL	1:30.717	150.8 Kph
Fastest Lap	Lap 9 Peter HORSMAN	1:30.326	151.5 Kph

Published at:

Track Status: **DRY**

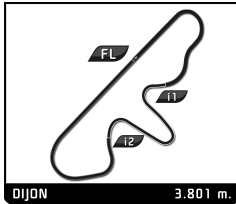
Stewards:	Timekeeper:
------------------	--------------------



HGPCA 2 (PRE 66')
GRAND PRIX DE L'AGE D'OR
RACE 1

Best Sector Times

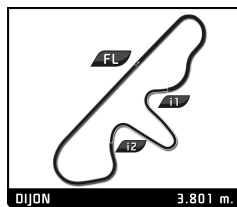
SECTOR 1			SECTOR 2			SECTOR 3			Pos	Driver	Ideal Lap	Best Lap
Pos	Driver	Time	Driver	Time	Driver	Time						
1	10 W.NUTHALL	25.100	22 P.HORSMAN	32.644	22 P.HORSMAN	32.043	1	22 P.HORSMAN	1:29.894	1:30.326	(1)	
2	22 P.HORSMAN	25.207	10 W.NUTHALL	33.291	10 W.NUTHALL	32.104	2	10 W.NUTHALL	1:30.495	1:30.495	(2)	
3	66 S.HOOLE	25.921	66 S.HOOLE	33.905	66 S.HOOLE	32.631	3	66 S.HOOLE	1:32.457	1:33.105	(3)	
4	56 J.CLARK	26.250	35 I.ROWLEY	34.423	51 M.TULLIO	33.268	4	51 M.TULLIO	1:34.127	1:34.470	(4)	
5	51 M.TULLIO	26.305	51 M.TULLIO	34.554	61 R.OTT	33.591	5	61 R.OTT	1:35.132	1:35.815	(8)	
6	35 I.ROWLEY	26.749	71 A.BAILLIE	34.696	71 A.BAILLIE	33.738	6	71 A.BAILLIE	1:35.264	1:35.514	(5)	
7	61 R.OTT	26.793	61 R.OTT	34.748	69 A.GUARINO	33.873	7	35 I.ROWLEY	1:35.383	1:35.659	(6)	
8	71 A.BAILLIE	26.830	56 J.CLARK	34.846	27 S.HART	34.125	8	56 J.CLARK	1:35.521	1:35.799	(7)	
9	11 M.WANTY	26.954	27 S.HART	35.145	11 M.WANTY	34.163	9	11 M.WANTY	1:36.401	1:36.690	(9)	
10	69 A.GUARINO	27.338	11 M.WANTY	35.284	35 I.ROWLEY	34.211	10	27 S.HART	1:36.695	1:37.088	(10)	
11	8 T.DITHERIDGE	27.417	36 E.STAES	35.655	56 J.CLARK	34.425	11	69 A.GUARINO	1:37.148	1:38.022	(11)	
12	27 S.HART	27.425	8 T.DITHERIDGE	35.682	8 T.DITHERIDGE	35.023	12	8 T.DITHERIDGE	1:38.122	1:38.816	(12)	
13	36 E.STAES	28.246	69 A.GUARINO	35.937	36 E.STAES	35.746	13	36 E.STAES	1:39.647	1:40.538	(13)	
14	43 T.PILKINGTON	28.258	43 T.PILKINGTON	37.111	43 T.PILKINGTON	35.993	14	43 T.PILKINGTON	1:41.362	1:41.574	(14)	
15	5 M.BAUDOIN	29.961	47 B.JOLLIFFE	37.164	5 M.BAUDOIN	36.066	15	5 M.BAUDOIN	1:43.819	1:43.819	(15)	
16	530 S.TAYLOR	30.222	5 M.BAUDOIN	37.792	47 B.JOLLIFFE	37.841	16	47 B.JOLLIFFE	1:45.395	1:46.797	(16)	
17	47 B.JOLLIFFE	30.390	530 S.TAYLOR	37.893	530 S.TAYLOR	38.113	17	530 S.TAYLOR	1:46.228			



HGPCA 2 (PRE 66') GRAND PRIX DE L'AGE D'OR RACE 1

Fastest Lap Sequence

Practice Time	Driver	Team	Car	Class	Time	Kph	Lap
3:10.120	22 Peter HORSMAN		Lotus 18/21 P1	C12	1:31.547	149.5	2
3:10.536	10 William NUTHALL		Cooper T53	C7B	1:31.299	149.9	2
6:12.948	22 Peter HORSMAN		Lotus 18/21 P1	C12	1:31.270	149.9	4
7:44.045	22 Peter HORSMAN		Lotus 18/21 P1	C12	1:31.097	150.2	5
9:14.491	22 Peter HORSMAN		Lotus 18/21 P1	C12	1:30.446	151.3	6
12:15.368	22 Peter HORSMAN		Lotus 18/21 P1	C12	1:30.370	151.4	8
13:45.694	22 Peter HORSMAN		Lotus 18/21 P1	C12	1:30.326	151.5	9

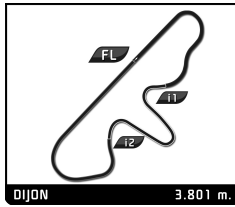


HGPCA 2 (PRE 66')
GRAND PRIX DE L'AGE D'OR
RACE 1

Analysis

Personal Best Session Best B Crossing the finish line in pit lane

Lap	Time	Sector 1	Sector 2	Sector 3	Kph	Elapsed	Lap	Time	Sector 1	Sector 2	Sector 3	Kph	Elapsed
5 Michel BAUDOIN													
Cooper T45													
1	2:00.337	42.288	40.520	37.529	113.7	2:00.337	11	1:37.628	27.040	35.733	34.855	140.2	18:04.857
2	1:47.505	31.793	39.119	36.593	127.3	3:47.842							
3	1:47.533	30.205	39.082	38.246	127.3	5:35.375							
4	1:44.810	30.370	37.872	36.568	130.6	7:20.185							
5	1:43.819	29.961	37.792	36.066	131.8	9:04.004							
6	1:46.284	30.754	38.965	36.565	128.7	10:50.288							
7	1:45.469	30.619	38.086	36.764	129.7	12:35.757							
8	1:44.826	30.060	38.456	36.310	130.5	14:20.583							
9	1:45.756	30.140	39.437	36.179	129.4	16:06.339							
10	1:46.751	29.993	38.742	38.016	128.2	17:53.090							
11	1:46.387	31.577	37.899	36.911	128.6	19:39.477							
8 Tony DITHERIDGE													
Cooper T45													
1	1:48.572	37.692	35.857	35.023	126.0	1:48.572							
2	1:39.451	27.730	36.330	35.391	137.6	3:28.023							
3	1:40.876	28.378	36.265	36.233	135.6	5:08.899							
4	1:40.156	28.421	35.682	36.053	136.6	6:49.055							
5	1:40.390	27.852	36.707	35.831	136.3	8:29.445							
6	1:40.435	28.522	35.917	35.996	136.2	10:09.880							
7	1:41.137	28.272	37.353	35.512	135.3	11:51.017							
8	1:38.816	27.797	35.826	35.193	138.5	13:29.833							
9	1:39.175	27.613	36.163	35.399	138.0	15:09.008							
10	1:40.381	28.066	36.376	35.939	136.3	16:49.389							
11	1:39.305	27.417	36.200	35.688	137.8	18:28.694							
10 William NUTHALL													
Cooper T53													
1	1:39.237	32.972	33.948	32.317	137.9	1:39.237							
2	1:31.299	25.531	33.602	32.166	149.9	3:10.536							
3	1:31.571	25.774	33.465	32.332	149.4	4:42.107							
4	1:31.390	25.595	33.589	32.206	149.7	6:13.497							
5	1:31.106	25.263	33.588	32.255	150.2	7:44.603							
6	1:30.495	25.100	33.291	32.104	151.2	9:15.098							
7	1:31.077	25.194	33.491	32.392	150.2	10:46.175							
8	1:31.589	25.480	33.509	32.600	149.4	12:17.764							
9	1:31.237	25.282	33.529	32.426	150.0	13:49.001							
10	1:31.362	25.109	33.707	32.546	149.8	15:20.363							
11	1:31.537	25.346	33.650	32.541	149.5	16:51.900							
12	1:31.864	25.378	33.964	32.522	149.0	18:23.764							
22 Peter HORSMAN													
Lotus 18/21 P1													
1	1:38.573	32.700	33.399	32.474	138.8	1:38.573							
2	1:31.547	25.814	33.141	32.592	149.5	3:10.120							
3	1:31.558	25.814	33.113	32.631	149.5	4:41.678							
4	1:31.270	25.695	33.046	32.529	149.9	6:12.948							
5	1:31.097	25.572	33.071	32.454	150.2	7:44.045							
6	1:30.446	25.324	32.907	32.215	151.3	9:14.491							
7	1:30.507	25.288	33.176	32.043	151.2	10:44.998							
8	1:30.370	25.425	32.644	32.301	151.4	12:15.368							
9	1:30.326	25.207	32.690	32.429	151.5	13:45.694							
10	1:31.664	25.547	33.136	32.981	149.3	15:17.358							
11	1:31.635	25.526	33.576	32.533	149.3	16:48.993							
12	1:32.004	25.519	33.876	32.609	148.7	18:20.997							
27 Steve HART													
Cooper Maserati T51													
1	1:47.473	36.949	36.127	34.397	127.3	1:47.473							
2	1:37.164	27.610	35.429	34.125	140.8	3:24.637							
3	1:37.596	27.628	35.647	34.321	140.2	5:02.233							
4	1:37.088	27.425	35.145	34.518	140.9	6:39.321							
5	1:37.517	27.646	35.438	34.433	140.3	8:16.838							
6	1:37.574	27.557	35.523	34.494	140.2	9:54.412							
7	1:37.317	27.428	35.359	34.530	140.6	11:31.729							
8	1:38.205	27.885	35.453	34.867	139.3	13:09.934							
9	1:38.493	28.071	35.730	34.692	138.9	14:48.427							
10	1:37.773	28.019	35.184	34.570	140.0	16:26.200							
11	1:37.577	27.651	35.314	34.612	140.2	18:03.777							
35 Iain ROWLEY													
Assegai													
1	1:47.041	36.325	36.026	34.690	127.8	1:47.041							
2	1:36.404	27.040	35.153	34.211	141.9	3:23.445							
3	1:36.479	26.931	35.231	34.317	141.8	4:59.924							
4	1:35.926	26.759	34.848	34.319	142.6	6:35.850							
5	1:37.255	26.749	35.513	34.993	140.7	8:13.105							
6	1:35.659	26.922	34.423	34.314	143.0	9:48.764							
7	1:37.058	26.799	35.321	34.938	141.0	11:25.822							
36 Erik STAES													
Lotus 18/21 P2													
1	1:53.159	39.525	37.484	36.150	120.9	1:53.159							
2	1:40.700	28.246	36.508	35.946	135.9	3:33.859							
3	1:41.818	28.806	36.662	36.350	134.4	5:15.677							
4	1:40.600	28.571	36.205	35.824	136.0	6:56.277							
5	1:40.929	28.584	36.192	36.153	135.6	8:37.206							
6	1:40.619	28.840	36.033	35.746	136.0	10:17.825							
7	1:40.577	28.507	36.051	36.019	136.1	11:58.402							
8	1:40.538	28.547	35.655	36.336	136.1	13:38.940							
9	1:42.684	28.285	36.691	37.708	133.3	15:21.624							
10	1:41.543	28.500	36.081	36.962	134.8	17:03.167							
11	1:43.336	29.237	36.663	37.436	132.4	18:46.503							

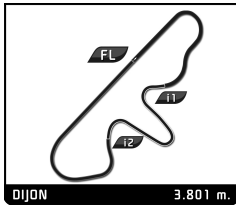


HGPCA 2 (PRE 66')
GRAND PRIX DE L'AGE D'OR
RACE 1

Analysis

Personal Best Session Best B Crossing the finish line in pit lane

Lap	Time	Sector 1	Sector 2	Sector 3	Kph	Elapsed	Lap	Time	Sector 1	Sector 2	Sector 3	Kph	Elapsed
43 Tania PILKINGTON Cooper T43							5	1:36.632	27.501	35.257	33.874	141.6	8:10.324
1	2:02.261	42.284	40.946	39.031	111.9	2:02.261	6	1:36.441	27.200	35.406	33.835	141.9	9:46.765
2	1:45.543	29.903	38.067	37.573	129.6	3:47.804	7	1:36.372	27.077	35.422	33.873	142.0	11:23.137
3	1:46.864	30.337	38.566	37.961	128.0	5:34.668	8	1:36.127	27.165	34.879	34.083	142.3	12:59.264
4	1:43.428	29.041	37.266	37.121	132.3	7:18.096	9	1:35.904	27.029	35.191	33.684	142.7	14:35.168
5	1:42.940	28.893	37.262	36.785	132.9	9:01.036	10	1:36.538	27.084	35.045	34.409	141.7	16:11.706
6	1:42.571	28.744	37.111	36.716	133.4	10:43.607	11	1:37.271	27.060	36.397	33.814	140.7	17:48.977
7	1:44.516	29.496	38.277	36.743	130.9	12:28.123	12	1:36.813	27.274	35.247	34.292	141.3	19:25.790
8	1:42.688	28.654	37.417	36.617	133.3	14:10.811							
9	1:43.391	29.044	37.795	36.552	132.3	15:54.202							
10	1:41.574	28.258	37.264	36.052	134.7	17:35.776							
11	1:42.458	28.565	37.900	35.993	133.6	19:18.234							
47 Brian JOLLIFFE Cooper T45													
1	1:54.411	38.330	37.164	38.917	119.6	1:54.411							
2	1:46.797	30.390	38.566	37.841	128.1	3:41.208							
51 Matteo TULLIO Cooper T51													
1	1:43.532	34.858	34.918	33.756	132.2	1:43.532							
2	1:35.324	26.987	34.856	33.481	143.5	3:18.856							
3	1:34.470	26.307	34.895	33.268	144.8	4:53.326							
4	1:34.789	26.305	34.967	33.517	144.4	6:28.115							
5	1:34.793	26.700	34.771	33.322	144.4	8:02.908							
6	1:34.940	26.683	34.660	33.597	144.1	9:37.848							
7	1:34.963	26.684	34.554	33.725	144.1	11:12.811							
8	1:36.101	27.021	34.989	34.091	142.4	12:48.912							
9	1:36.776	27.072	35.403	34.301	141.4	14:25.688							
10	1:36.957	27.457	35.468	34.032	141.1	16:02.645							
11	1:36.330	27.517	35.005	33.808	142.0	17:38.975							
12	1:37.568	27.457	35.721	34.390	140.2	19:16.543							
56 John CLARK Cooper T56													
1	1:46.231	35.953	35.595	34.683	128.8	1:46.231							
2	1:37.074	26.823	35.359	34.892	141.0	3:23.305							
3	1:36.630	26.482	35.341	34.807	141.6	4:59.935							
4	1:36.811	27.078	35.226	34.507	141.3	6:36.746							
5	1:36.892	26.450	35.425	35.017	141.2	8:13.638							
6	1:36.051	26.724	34.867	34.460	142.5	9:49.689							
7	1:36.528	26.250	35.428	34.850	141.8	11:26.217							
8	1:36.765	26.969	35.113	34.683	141.4	13:02.982							
9	1:35.799	26.528	34.846	34.425	142.8	14:38.781							
10	1:36.360	26.770	34.947	34.643	142.0	16:15.141							
11	1:36.929	26.719	35.028	35.182	141.2	17:52.070							
12	1:36.970	26.423	35.298	35.249	141.1	19:29.040							
61 Rainer OTT Cooper T53													
1	1:43.078	34.739	34.748	33.591	132.7	1:43.078							
2	1:35.815	26.793	35.101	33.921	142.8	3:18.893							
3	1:37.247	27.995	35.659	33.593	140.7	4:56.140							
4	1:37.552	27.593	36.323	33.636	140.3	6:33.692							
66 Sid HOOLE Cooper T66 F1							5	1:36.632	27.501	35.257	33.874	141.6	8:10.324
1	1:40.718	33.437	34.650	32.631	135.9	1:40.718	6	1:36.441	27.200	35.406	33.835	141.9	9:46.765
2	1:33.105	26.231	33.905	32.969	147.0	3:13.823	7	1:36.372	27.077	35.422	33.873	142.0	11:23.137
3	1:33.241	25.921	33.999	33.321	146.8	4:47.064	8	1:36.127	27.165	34.879	34.083	142.3	12:59.264
4	1:34.406	26.903	34.079	33.424	144.9	6:21.470	9	1:35.904	27.029	35.191	33.684	142.7	14:35.168
5	1:33.816	26.508	33.915	33.393	145.9	7:55.286	10	1:36.538	27.084	35.045	34.409	141.7	16:11.706
6	1:33.740	26.083	34.115	33.542	146.0	9:29.026	11	1:37.271	27.060	36.397	33.814	140.7	17:48.977
7	1:33.468	26.088	33.953	33.427	146.4	11:02.494	12	1:36.813	27.274	35.247	34.292	141.3	19:25.790
8	1:34.955	26.074	35.160	33.721	144.1	12:37.449							
9	1:33.931	26.985	34.070	32.876	145.7	14:11.380							
10	1:34.314	26.558	34.169	33.587	145.1	15:45.694							
11	1:34.824	26.603	34.412	33.809	144.3	17:20.518							
12	1:35.573	26.718	34.824	34.031	143.2	18:56.091							
69 Andrea GUARINO Lotus 18 370							1	1:52.433	38.954	37.485	35.994	121.7	1:52.433
1	1:52.433	38.954	37.485	35.994	121.7	1:52.433	2	1:38.752	27.885	36.705	34.162	138.6	3:31.185
2	1:38.752	27.885	36.705	34.162	138.6	3:31.185	3	1:42.398	28.149	38.267	35.982	133.6	5:13.583
3	1:42.398	28.149	38.267	35.982	133.6	5:13.583	4	1:39.193	28.088	36.806	34.299	137.9	6:52.776
4	1:39.193	28.088	36.806	34.299	137.9	6:52.776	5	1:38.368	27.796	36.699	33.873	139.1	8:31.144
5	1:38.368	27.796	36.699	33.873	139.1	8:31.144	6	1:38.871	27.645	36.568	34.658	138.4	10:10.015
6	1:38.871	27.645	36.568	34.658	138.4	10:10.015	7	1:39.678	27.758	37.380	34.540	137.3	11:49.693
7	1:39.678	27.758	37.380	34.540	137.3	11:49.693	8	1:38.626	27.756	36.219	34.651	138.7	13:28.319
8	1:38.626	27.756	36.219	34.651	138.7	13:28.319	9	1:38.022	27.406	36.291	34.325	139.6	15:06.341
9	1:38.022	27.406	36.291	34.325	139.6	15:06.341	10	1:38.189	27.694	35.937	34.558	139.4	16:44.530
10	1:38.189	27.694	35.937	34.558	139.4	16:44.530	11	1:38.836	27.338	37.337	34.161	138.4	18:23.366
11	1:38.836	27.338	37.337	34.161	138.4	18:23.366							
71 Alan BAILLIE Cooper T71/73							1	1:44.824	35.766	35.061	33.997	130.5	1:44.824
1	1:44.824	35.766	35.061	33.997	130.5	1:44.824	2	1:36.778	27.741	35.157	33.880	141.4	3:21.602
2	1:36.778	27.741	35.157	33.880	141.4	3:21.602	3	1:35.784	26.925	35.029	33.830	142.9	4:57.386
3	1:35.784	26.925	35.029	33.830	142.9	4:57.386	4	1:37.603	27.217	36.125	34.261	140.2	6:34.989
4	1:37.603	27.217	36.125	34.261	140.2	6:34.989	5	1:36.859	27.307	35.624	33.928	141.3	8:11.848
5	1:36.859	27.307	35.624	33.928	141.3	8:11.848	6	1:35.514	26.830	34.946	33.738	143.3	9:47.362
6	1:35.514	26.830	34.946	33.738	143.3	9:47.362	7	1:37.083	27.563	35.675	33.845	140.9	11:24.445
7	1:37.083	27.563	35.675	33.845	140.9	11:24.445	8	1:36.256	27.135	35.012	34.109	142.2	13:00.701
8	1:36.256	27.135	35.012	34.109	142.2	13:00.701	9	1:36.374	27.265	35.339	33.770	142.0	14:37.075
9	1:36.374	27.265	35.339	33.770	142.0	14:37.075	10	1:35.776	27.065	34.696	34.015	142.9	16:12.851
10	1:35.776	27.065	34.696	34.015	142.9	16:12.851	11	1:37.670	27.401	35.515	34.754	140.1	17:50.521
11	1:37.670	27.401	35.515	34.754	140.1	17:50.521	12	1:37.055	27.331	35.348	34.376	141.0	19:27.576
12	1:37.055	27.331	35.348	34.376	141.0	19:27.576							
530 Scotty TAYLOR Cooper T53							1	3:20.358B	40.229	57.113	1:43.016	68.3	3:20.358
1	3:20.358B	40.229	57.113	1:43.016	68.3	3:20.358							

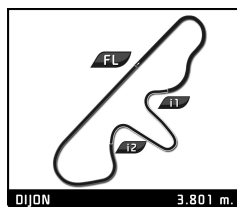


HGPCA 2 (PRE 66')
GRAND PRIX DE L'AGE D'OR
RACE 1

Analysis

■ Personal Best ■ Session Best **B** Crossing the finish line in pit lane

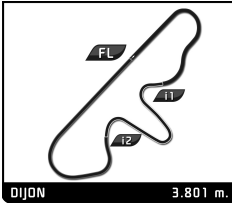
Lap	Time	Sector 1	Sector 2	Sector 3	Kph	Elapsed	Lap	Time	Sector 1	Sector 2	Sector 3	Kph	Elapsed
2	1:56.904	38.877	39.914	38.113	117.0	5:17.262							



HGPCA 2 (PRE 66')
GRAND PRIX DE L'AGE D'OR
RACE 1

Lap Chart

		LAP												
Nr	Pos	Grid	1	2	3	4	5	6	7	8	9	10	11	12
10	1	10	22	22	22	22	22	22	22	22	22	22	22	22
22	2	22	10	10	10	10	10	10	10	10	10	10	10	10
66	3	66	66	66	66	66	66	66	66	66	66	66	66	66
3	4	3	61	51	51	51	51	51	51	51	51	51	51	51
51	5	51	51	61	61	61	61	61	61	61	61	61	61	61
71	6	71	71	71	71	71	71	71	71	71	71	71	71	71
56	7	56	56	56	35	35	35	35	35	56	56	56	56	56
61	8	61	35	35	56	56	56	56	56	27	27	27	27	
11	9	11	27	27	27	27	27	27	27	11	11	11	11	
53	10	53	8	11	11	11	11	11	11	69	69	69	69	
35	11	35	11	8	8	8	8	8	69	8	8	8	8	
27	12	27	69	69	69	69	69	69	8	36	36	36	36	
8	13	8	36	36	36	36	36	36	36	43	43	43	43	
47	14	47	47	47	43	43	43	43	43	5	5	5	5	
36	15	36	5	43	5	5	5	5	5					
530	16	530	43	5										
69	17	69	530	530										
5	18	5												
43	19	43												
2	20	2												
18	21	18												

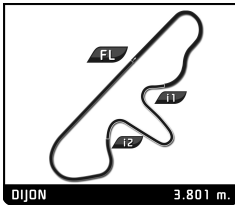


HGPCA 2 (PRE 66')
GRAND PRIX DE L'AGE D'OR
RACE 1

Analysis by lap

Lapped

Nr	Lap Time	Gap	Nr	Lap Time	Gap	Nr	Lap Time	Gap	Nr	Lap Time	Gap	Nr	Lap Time	Gap
Lap 1			Lap 4			Lap 8			Lap 11			Lap 12		
22	1:38.573		22	1:31.270		22	1:30.370		22	1:31.635		22	1:32.004	
10	1:39.237	0.664	10	1:31.390	0.549	10	1:31.589	2.396	8	1:40.381	1 Lap	69	1:38.836	1 Lap
66	1:40.718	2.145	66	1:34.406	8.522	43	1:44.516	1 Lap	10	1:31.537	2.907	10	1:31.864	2.767
61	1:43.078	4.505	61	1:34.789	15.167	5	1:45.469	1 Lap	61	1:41.543	1 Lap	8	1:39.305	1 Lap
51	1:43.532	4.959	51	1:37.552	20.744	66	1:34.955	22.081	36	1:43.336	1 Lap	36	1:43.336	1 Lap
71	1:44.824	6.251	71	1:37.603	22.041	51	1:36.101	33.544	66	1:34.824	31.525	66	1:35.573	35.094
56	1:46.231	7.658	35	1:35.926	22.902	61	1:36.127	43.896	51	1:41.574	1 Lap	51	1:37.568	55.546
35	1:47.041	8.468	56	1:36.811	23.798	71	1:36.256	45.333	51	1:36.330	49.982	43	1:42.458	1 Lap
27	1:47.473	8.900	27	1:37.088	26.373	27	1:38.205	54.566	61	1:37.271	59.984	61	1:36.813	1:04.793
8	1:48.572	9.999	11	1:37.296	28.265	11	1:37.863	55.696	71	1:37.670	1:01.528	71	1:37.055	1:06.579
11	1:49.467	10.894	8	1:40.156	36.107	69	1:38.626	1:12.951	56	1:36.929	1:03.077	56	1:36.970	1:08.043
69	1:52.433	13.860	69	1:39.193	39.828	8	1:38.816	1:14.465	5	1:46.751	1 Lap	5	1:46.387	1 Lap
36	1:53.159	14.586	36	1:40.600	43.329	36	1:40.538	1:23.572	27	1:37.577	1:14.784			
47	1:54.411	15.838	43	1:43.428	1:05.148				11	1:37.628	1:15.864			
5	2:00.337	21.764	5	1:44.810	1:07.237									
43	2:02.261	23.688												
Lap 2			Lap 5			Lap 9			Lap 10					
22	1:31.547		22	1:31.097		22	1:30.326		22	1:31.664				
10	1:31.299	0.416	10	1:31.106	0.558	10	1:31.237	3.307	10	1:31.362	3.005			
66	1:33.105	3.703	66	1:33.816	11.241	43	1:42.688	1 Lap	36	1:42.684	1 Lap			
51	1:35.324	8.736	51	1:34.793	18.863	66	1:33.931	25.686	66	1:34.314	28.336			
61	1:35.815	8.773	61	1:36.632	26.279	5	1:44.826	1 Lap	43	1:43.391	1 Lap			
530	3:20.358	1 Lap	71	1:36.859	27.803	51	1:36.776	39.994	51	1:36.957	45.287			
71	1:36.778	11.482	35	1:37.255	29.060	61	1:35.904	49.474	5	1:45.756	1 Lap			
56	1:37.074	13.185	56	1:36.892	29.593	71	1:36.374	51.381	61	1:36.538	54.348			
35	1:36.404	13.325	27	1:37.517	32.793	56	1:35.799	53.087	71	1:35.776	55.493			
27	1:37.164	14.517	11	1:36.690	33.858	27	1:38.493	1:02.733	56	1:36.360	57.783			
11	1:37.154	16.501	8	1:40.390	45.400	11	1:38.105	1:03.475	27	1:37.773	1:08.842			
8	1:39.451	17.903	69	1:38.368	47.099	69	1:38.022	1:20.647	11	1:38.060	1:09.871			
69	1:38.752	21.065	36	1:40.929	53.161	8	1:39.175	1:23.314	69	1:38.189	1:27.172			
36	1:40.700	23.739	43	1:42.940	1:16.991									
47	1:46.797	31.088	5	1:43.819	1:19.959									
43	1:45.543	37.684												
5	1:47.505	37.722												
Lap 3			Lap 6			Lap 7								
22	1:31.558		22	1:30.446		22	1:30.507							
10	1:31.571	0.429	10	1:30.495	0.607	10	1:31.077	1.177						
66	1:33.241	5.386	66	1:33.740	14.535	5	1:46.284	1 Lap						
51	1:34.470	11.648	51	1:34.940	23.357	66	1:33.468	17.496						
61	1:37.247	14.462	61	1:36.441	32.274									
71	1:35.784	15.708	71	1:35.514	32.871									
35	1:36.479	18.246	35	1:35.659	34.273									
56	1:36.630	18.257	56	1:36.051	35.198									
27	1:37.596	20.555	27	1:37.574	39.921									
11	1:37.296	22.239	11	1:38.068	41.480									
8	1:40.876	27.221	8	1:40.435	55.389									
69	1:42.398	31.905	69	1:38.871	55.524									
36	1:41.818	33.999	36	1:40.619	1:03.334									
530	1:56.904	1 Lap	43	1:42.571	1:29.116									
43	1:46.864	52.990												
5	1:47.533	53.697												



HGPCA 2 (PRE 66')

GRAND PRIX DE L'AGE D'OR

RACE 2 (20')

Final Classification

Drivers	Nat	Team	Vehicle	Class	Laps	Total Time	Gap	Kph	Best Lap	
									Lap	Time Kph
1 22 Peter HORSMAN			Lotus 18/21 P1	C12	12	20:34.450	-	133.0	12	1:31.413 149.7
2 10 William NUTHALL			Cooper T53	C7B	12	20:35.042	+0.592	133.0	12	1:31.334 149.8
3 51 Matteo TULLIO			Cooper T51	C12	12	21:06.821	+32.371	129.6	4	1:34.250 145.2
4 61 Rainer OTT			Cooper T53	C12	12	21:29.368	+54.918	127.4	9	1:37.020 141.0
5 71 Alan BAILLIE			Cooper T71/73	C10	12	21:51.158	+1:16.708	125.2	11	1:38.451 139.0
6 53 Philipp BUHOFER			Lotus 44	C10	12	21:51.275	+1:16.825	125.2	12	1:36.757 141.4
7 69 Andrea GUARINO			Lotus 18 370	C7B	12	22:03.531	+1:29.081	124.1	8	1:38.235 139.3
8 8 Tony DITHERIDGE			Cooper T45	C9	12	22:08.613	+1:34.163	123.6	6	1:38.730 138.6
9 36 Erik STAES			Lotus 18/21 P2	C10	12	22:10.343	+1:35.893	123.4	8	1:38.762 138.6
10 530 Scotty TAYLOR			Cooper T53	C12	11	21:01.216	1 Lap	119.3	8	1:42.053 134.1
11 43 Tania PILKINGTON			Cooper T43	C9	11	21:02.600	1 Lap	119.2	7	1:43.308 132.5
12 5 Michel BAUDOIN			Cooper T45	C9	11	21:32.256	1 Lap	116.5	8	1:44.261 131.2
Not classified:										
47 Brian JOLLIFFE			Cooper T45	C9	6	17:48.558			3	1:52.925 121.2
56 John CLARK			Cooper T56	C10	3	7:00.411			3	1:41.628 134.6
3 Barry CANNELL			Brahm BT11A	C12						
Not started										
2 Rod JOLLEY			Cooper T45/51	C7B						
11 Michel WANTY			Lotus 24 942	C11						
18 Scotty TAYLOR			Lotus 18 917	C10						
27 Steve HART			Cooper Maserati T51	C9						
35 Iain ROWLEY			Assegai	C10						
66 Sid HOOLE			Cooper T66 F1	C11						

Pole Position

P. HORSMAN

Fastest Lap

Lap 12

William NUTHALL

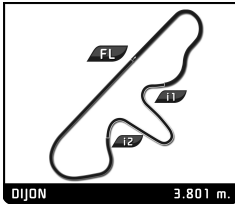
1:31.334

149.8 Kph

Published at:

Track Status: **DRY**

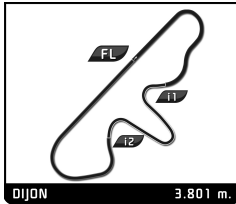
Stewards:	Timekeeper:
------------------	--------------------



HGPCA 2 (PRE 66')
GRAND PRIX DE L'AGE D'OR
RACE 2

Best Sector Times

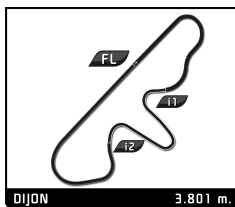
SECTOR 1			SECTOR 2		SECTOR 3		Pos	Driver	Ideal Lap	Best Lap
Pos	Driver	Time	Driver	Time	Driver	Time				
1	10 W.NUTHALL	25.345	22 P.HORSMAN	33.337	10 W.NUTHALL	32.251	1	22 P.HORSMAN	1:31.104	1:31.413 (2)
2	22 P.HORSMAN	25.484	10 W.NUTHALL	33.578	22 P.HORSMAN	32.283	2	10 W.NUTHALL	1:31.174	1:31.334 (1)
3	51 M.TULLIO	26.402	51 M.TULLIO	34.493	51 M.TULLIO	33.191	3	51 M.TULLIO	1:34.086	1:34.250 (3)
4	53 P.BUHOFFER	26.599	53 P.BUHOFFER	34.580	61 R.OTT	33.653	4	61 R.OTT	1:36.177	1:37.020 (5)
5	61 R.OTT	27.388	61 R.OTT	35.136	71 A.BAILLIE	34.013	5	53 P.BUHOFFER	1:36.493	1:36.757 (4)
6	69 A.GUARINO	27.589	8 T.DITHERIDGE	35.479	69 A.GUARINO	34.214	6	69 A.GUARINO	1:37.658	1:38.235 (6)
7	71 A.BAILLIE	27.786	36 E.STAES	35.513	36 E.STAES	35.203	7	71 A.BAILLIE	1:37.676	1:38.451 (7)
8	8 T.DITHERIDGE	27.813	56 J.CLARK	35.788	8 T.DITHERIDGE	35.271	8	8 T.DITHERIDGE	1:38.563	1:38.730 (8)
9	36 E.STAES	28.037	69 A.GUARINO	35.855	53 P.BUHOFFER	35.314	9	36 E.STAES	1:38.753	1:38.762 (9)
10	43 T.PILKINGTON	28.332	71 A.BAILLIE	35.877	530 S.TAYLOR	35.742	10	530 S.TAYLOR	1:41.573	1:42.053 (11)
11	56 J.CLARK	28.672	530 S.TAYLOR	37.074	5 M.BAUDOIN	36.358	11	56 J.CLARK	1:41.628	1:41.628 (10)
12	530 S.TAYLOR	28.757	5 M.BAUDOIN	37.473	43 T.PILKINGTON	36.680	12	43 T.PILKINGTON	1:42.658	1:43.308 (12)
13	5 M.BAUDOIN	29.688	43 T.PILKINGTON	37.646	56 J.CLARK	37.168	13	5 M.BAUDOIN	1:43.519	1:44.261 (13)
14	47 B.JOLLIFFE	31.282	47 B.JOLLIFFE	38.756	47 B.JOLLIFFE	40.221	14	47 B.JOLLIFFE	1:50.259	1:52.925 (14)



HGPCA 2 (PRE 66') GRAND PRIX DE L'AGE D'OR RACE 2

Fastest Lap Sequence

Practice Time	Driver	Team	Car	Class	Time	Kph	Lap
6:46.649	10 William NUTHALL		Cooper T53	C7B	1:32.268	148.3	3
6:46.708	22 Peter HORSMAN		Lotus 18/21 P1	C12	1:32.228	148.4	3
8:18.546	22 Peter HORSMAN		Lotus 18/21 P1	C12	1:31.838	149.0	4
11:22.868	22 Peter HORSMAN		Lotus 18/21 P1	C12	1:31.744	149.1	6
19:03.037	22 Peter HORSMAN		Lotus 18/21 P1	C12	1:31.448	149.6	11
20:34.450	22 Peter HORSMAN		Lotus 18/21 P1	C12	1:31.413	149.7	12
20:35.042	10 William NUTHALL		Cooper T53	C7B	1:31.334	149.8	12

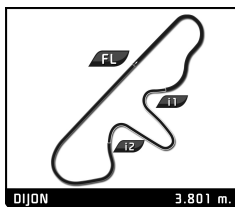


HGPCA 2 (PRE 66') GRAND PRIX DE L'AGE D'OR RACE 2

Analysis

■ Personal Best
 ■ Session Best
 ■ Crossing the finish line in pit lane

Lap	Time	Sector 1	Sector 2	Sector 3	Kph	Elapsed	Lap	Time	Sector 1	Sector 2	Sector 3	Kph	Elapsed
5 Michel BAUDOIN Cooper T45							10	1:32.589	25.703	33.807	33.079	147.8	17:31.589
1	3:21.022	41.453	41.063	1:58.506	68.1	3:21.022	11	1:31.448	25.484	33.361	32.603	149.6	19:03.037
2	2:08.498	40.047	43.664	44.787	106.5	5:29.520	12	1:31.413	25.793	33.337	32.283	149.7	20:34.450
3	1:50.149	32.636	39.705	37.808	124.2	7:19.669							
4	1:49.543	31.825	39.709	38.009	124.9	9:09.212							
5	1:49.295	32.465	39.206	37.624	125.2	10:58.507							
6	1:46.079	30.941	37.969	37.169	129.0	12:44.586							
7	1:47.151	31.244	39.074	36.833	127.7	14:31.737							
8	1:44.261	30.430	37.473	36.358	131.2	16:15.998							
9	1:45.787	29.688	39.104	36.995	129.4	18:01.785							
10	1:44.895	30.380	38.000	36.515	130.5	19:46.680							
11	1:45.576	30.712	38.464	36.400	129.6	21:32.256							
8 Tony DITHERIDGE Cooper T45													
1	2:59.586	36.853	37.630	1:45.103	76.2	2:59.586							
2	2:23.166	42.515	55.439	45.212	95.6	5:22.752							
3	1:42.482	29.965	36.849	35.668	133.5	7:05.234							
4	1:40.477	27.985	36.512	35.980	136.2	8:45.711							
5	1:40.611	28.490	36.198	35.923	136.0	10:26.322							
6	1:38.730	27.813	35.479	35.438	138.6	12:05.052							
7	1:39.616	28.105	35.720	35.791	137.4	13:44.668							
8	1:39.938	27.942	36.167	35.829	136.9	15:24.606							
9	1:40.981	28.833	36.251	35.897	135.5	17:05.587							
10	1:40.413	29.036	36.106	35.271	136.3	18:46.000							
11	1:41.325	28.653	37.001	35.671	135.0	20:27.325							
12	1:41.288	28.778	36.580	35.930	135.1	22:08.613							
10 William NUTHALL Cooper T53													
1	2:43.929	32.326	34.340	1:37.263	83.5	2:43.929							
2	2:30.452	53.223	55.797	41.432	90.9	5:14.381							
3	1:32.268	25.691	33.987	32.590	148.3	6:46.649							
4	1:31.991	26.005	33.735	32.251	148.7	8:18.640							
5	1:32.249	25.771	33.801	32.677	148.3	9:50.889							
6	1:32.064	25.432	33.840	32.792	148.6	11:22.953							
7	1:32.323	25.866	33.980	32.477	148.2	12:55.276							
8	1:32.080	25.345	34.041	32.694	148.6	14:27.356							
9	1:32.095	25.924	33.707	32.464	148.6	15:59.451							
10	1:32.623	25.593	34.036	32.994	147.7	17:32.074							
11	1:31.634	25.427	33.756	32.451	149.3	19:03.708							
12	1:31.334	25.402	33.578	32.354	149.8	20:35.042							
36 Erik STAES Lotus 18/21 P2							10	1:32.589	25.703	33.807	33.079	147.8	17:31.589
1	3:00.573	37.935	37.257	1:45.381	75.8	3:00.573	11	1:31.448	25.484	33.361	32.603	149.6	19:03.037
2	2:22.309	42.471	55.122	44.716	96.2	5:22.882	12	1:31.413	25.793	33.337	32.283	149.7	20:34.450
3	1:42.680	29.173	37.315	36.192	133.3	7:05.562							
4	1:41.468	29.343	36.048	36.077	134.9	8:47.030							
5	1:40.768	28.274	36.471	36.023	135.8	10:27.798							
6	1:41.296	28.898	36.238	36.160	135.1	12:09.094							
7	1:40.699	28.398	36.785	35.516	135.9	13:49.793							
8	1:38.762	28.046	35.513	35.203	138.6	15:28.555							
9	1:38.992	28.218	35.565	35.209	138.2	17:07.547							
10	1:39.384	28.037	35.999	35.348	137.7	18:46.931							
11	1:41.354	28.304	37.441	35.609	135.0	20:28.285							
12	1:42.058	28.271	36.713	37.074	134.1	22:10.343							
43 Tania PILKINGTON Cooper T43													
1	3:13.610	39.367	39.055	1:55.188	70.7	3:13.610							
2	2:12.127	38.182	50.417	43.528	103.6	5:25.737							
3	1:46.171	30.656	38.643	36.872	128.9	7:11.908							
4	1:44.832	29.048	38.706	37.078	130.5	8:56.740							
5	1:44.483	29.230	37.852	37.401	131.0	10:41.223							
6	1:43.922	29.397	37.794	36.731	131.7	12:25.145							
7	1:43.308	28.701	37.927	36.680	132.5	14:08.453							
8	1:43.312	28.531	38.067	36.714	132.4	15:51.765							
9	1:43.486	28.332	37.710	37.444	132.2	17:35.251							
10	1:43.439	28.498	37.646	37.295	132.3	19:18.690							
11	1:43.910	28.599	38.242	37.069	131.7	21:02.600							
47 Brian JOLLIFFE Cooper T45													
1	3:11.033	38.890	38.756	1:53.387	71.6	3:11.033							
2	2:13.710	38.644	50.573	44.493	102.3	5:24.743							
3	1:52.925	31.282	41.422	40.221	121.2	7:17.668							
4	1:56.692	32.225	43.961	40.506	117.3	9:14.360							
5	6:29.371	33.187	39.134	5:17.050	35.1	15:43.731							
6	2:04.827	38.095	39.104	47.628	109.6	17:48.558							
51 Matteo TULLIO Cooper T51													
1	2:48.354	34.752	35.138	1:38.464	81.3	2:48.354							
2	2:27.169	50.521	55.105	41.543	93.0	5:15.523							
3	1:34.706	26.812	34.703	33.191	144.5	6:50.229							
4	1:34.250	26.402	34.493	33.355	145.2	8:24.479							
5	1:35.369	26.970	35.079	33.320	143.5	9:59.848							
6	1:34.999	26.740	34.493	33.766	144.0	11:34.847							
7	1:35.021	26.943	34.573	33.505	144.0	13:09.868							
8	1:35.167	26.824	34.771	33.572	143.8	14:45.035							
9	1:35.091	26.940	34.677	33.474	143.9	16:20.126							
10	1:35.348	26.773	34.920	33.655	143.5	17:55.474							
11	1:34.966	26.846	34.654	33.466	144.1	19:30.440							
12	1:36.381	27.154	35.158	34.069	142.0	21:06.821							



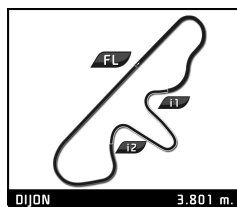
HGPCA 2 (PRE 66')

GRAND PRIX DE L'AGE D'OR

RACE 2

Analysis

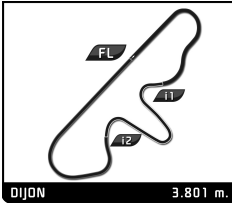
							■ Personal Best ■ Session Best ■ Crossing the finish line in pit lane							
Lap	Time	Sector 1	Sector 2	Sector 3	Kph	Elapsed	Lap	Time	Sector 1	Sector 2	Sector 3	Kph	Elapsed	
53 Philipp BUHOFFER							Lotus 44							
1	3:05.656	B	39.315	37.374	1:48.967	73.7	3:05.656	2	2:23.233	44.633	55.238	43.362	95.5	5:19.261
2	2:17.526		38.860	54.722	43.944	99.5	5:23.182	3	1:41.230	29.235	36.528	35.467	135.2	7:00.491
3	1:40.824		29.120	36.228	35.476	135.7	7:04.006	4	1:39.223	28.486	36.175	34.562	137.9	8:39.714
4	1:37.967		27.785	34.868	35.314	139.7	8:41.973	5	1:39.279	28.201	36.227	34.851	137.8	10:18.993
5	1:38.931		26.916	35.533	36.482	138.3	10:20.904	6	1:39.717	28.985	36.494	34.238	137.2	11:58.710
6	1:37.764		27.224	35.221	35.319	140.0	11:58.668	7	1:38.704	28.085	36.218	34.401	138.6	13:37.414
7	1:39.080		28.101	35.153	35.826	138.1	13:37.748	8	1:38.720	28.338	36.369	34.013	138.6	15:16.134
8	1:38.416		27.993	34.734	35.689	139.0	15:16.164	9	1:38.861	28.164	36.176	34.521	138.4	16:54.995
9	1:38.805		28.340	34.932	35.533	138.5	16:54.969	10	1:38.888	28.284	35.945	34.659	138.4	18:33.883
10	1:41.555		28.496	36.095	36.964	134.7	18:36.524	11	1:38.451	27.786	35.877	34.788	139.0	20:12.334
11	1:37.994		26.754	34.580	36.660	139.6	20:14.518	12	1:38.824	28.379	36.211	34.234	138.5	21:51.158
12	1:36.757		26.599	34.701	35.457	141.4	21:51.275							
530 Scotty TAYLOR							Cooper T53							
1	3:19.602	B	41.904	40.043	1:57.655	68.6	3:19.602	2	2:07.614	39.976	43.745	43.893	107.2	5:27.216
2	2:07.614		39.976	43.745	43.893	107.2	5:27.216	3	1:47.268	31.119	38.734	37.415	127.6	7:14.484
3	1:47.268		31.119	38.734	37.415	127.6	7:14.484	4	1:42.600	28.948	37.677	35.975	133.4	8:57.084
4	1:42.600		28.948	37.677	35.975	133.4	8:57.084	5	1:43.562	30.107	37.713	35.742	132.1	10:40.646
5	1:43.562		30.107	37.713	35.742	132.1	10:40.646	6	1:42.931	29.425	37.577	35.929	132.9	12:23.577
6	1:42.931		29.425	37.577	35.929	132.9	12:23.577	7	1:43.522	29.479	38.006	36.037	132.2	14:07.099
7	1:43.522		29.479	38.006	36.037	132.2	14:07.099	8	1:42.053	28.757	37.074	36.222	134.1	15:49.152
8	1:42.053		28.757	37.074	36.222	134.1	15:49.152	9	1:43.423	29.004	37.725	36.694	132.3	17:32.575
9	1:43.423		29.004	37.725	36.694	132.3	17:32.575	10	1:45.472	29.169	39.196	37.107	129.7	19:18.047
10	1:45.472		29.169	39.196	37.107	129.7	19:18.047	11	1:43.169	28.822	37.575	36.772	132.6	21:01.216
11	1:43.169		28.822	37.575	36.772	132.6	21:01.216							
61 Rainer OTT							Cooper T53							
1	2:49.724	B	34.620	35.905	1:39.199	80.6	2:49.724	2	2:25.985	49.923	54.644	41.418	93.7	5:15.709
2	2:25.985		49.923	54.644	41.418	93.7	5:15.709	3	1:37.024	27.613	35.750	33.661	141.0	6:52.733
3	1:37.024		27.613	35.750	33.661	141.0	6:52.733	4	1:37.390	27.455	35.622	34.313	140.5	8:30.123
4	1:37.390		27.455	35.622	34.313	140.5	8:30.123	5	1:37.754	27.915	35.979	33.860	140.0	10:07.877
5	1:37.754		27.915	35.979	33.860	140.0	10:07.877	6	1:37.715	27.748	36.006	33.961	140.0	11:45.592
6	1:37.715		27.748	36.006	33.961	140.0	11:45.592	7	1:37.643	27.765	35.827	34.051	140.1	13:23.235
7	1:37.643		27.765	35.827	34.051	140.1	13:23.235	8	1:37.264	27.531	35.774	33.959	140.7	15:00.499
8	1:37.264		27.531	35.774	33.959	140.7	15:00.499	9	1:37.020	27.763	35.604	33.653	141.0	16:37.519
9	1:37.020		27.763	35.604	33.653	141.0	16:37.519	10	1:37.285	27.512	35.789	33.984	140.7	18:14.804
10	1:37.285		27.512	35.789	33.984	140.7	18:14.804	11	1:37.292	27.726	35.136	34.430	140.6	19:52.096
11	1:37.292		27.726	35.136	34.430	140.6	19:52.096	12	1:37.272	27.388	35.414	34.470	140.7	21:29.368
12	1:37.272		27.388	35.414	34.470	140.7	21:29.368							
69 Andrea GUARINO							Lotus 18 370							
1	2:57.026	B	36.867	37.523	1:42.636	77.3	2:57.026	2	2:25.593	44.357	55.140	46.096	94.0	5:22.619
2	2:25.593		44.357	55.140	46.096	94.0	5:22.619	3	1:45.478	30.741	38.423	36.314	129.7	7:08.097
3	1:45.478		30.741	38.423	36.314	129.7	7:08.097	4	1:40.025	28.530	36.492	35.003	136.8	8:48.122
4	1:40.025		28.530	36.492	35.003	136.8	8:48.122	5	1:40.012	28.531	36.370	35.111	136.8	10:28.134
5	1:40.012		28.531	36.370	35.111	136.8	10:28.134	6	1:40.260	27.995	36.401	35.864	136.5	12:08.394
6	1:40.260		27.995	36.401	35.864	136.5	12:08.394	7	1:39.723	28.381	37.037	34.305	137.2	13:48.117
7	1:39.723		28.381	37.037	34.305	137.2	13:48.117	8	1:38.235	27.589	36.239	34.407	139.3	15:26.352
8	1:38.235		27.589	36.239	34.407	139.3	15:26.352	9	1:39.337	28.259	35.855	35.223	137.7	17:05.689
9	1:39.337		28.259	35.855	35.223	137.7	17:05.689	10	1:38.537	28.110	36.213	34.214	138.9	18:44.226
10	1:38.537		28.110	36.213	34.214	138.9	18:44.226	11	1:38.829	28.210	36.150	34.469	138.5	20:23.055
11	1:38.829		28.210	36.150	34.469	138.5	20:23.055	12	1:40.476	28.709	36.646	35.121	136.2	22:03.531
12	1:40.476		28.709	36.646	35.121	136.2	22:03.531							
71 Alan BAILLIE							Cooper T71/73							
1	2:56.028	B	36.385	36.029	1:43.614	77.7	2:56.028							



HGPCA 2 (PRE 66')
GRAND PRIX DE L'AGE D'OR
RACE 2

Lap Chart

		LAP												
Nr	Pos	Grid	1	2	3	4	5	6	7	8	9	10	11	12
22	1	22	10	10	10	22	10	22	22	22	22	22	22	22
10	2	10	22	22	22	10	22	10	10	10	10	10	10	10
66	3	66	51	51	51	51	51	51	51	51	51	51	51	51
51	4	51	61	61	61	61	61	61	61	61	61	61	61	61
61	5	61	56	56	56	71	71	53	71	71	53	71	71	71
71	6	71	71	71	71	53	53	71	53	53	71	53	53	53
56	7	56	69	69	53	8	8	8	8	8	8	69	69	69
69	8	69	8	8	8	36	36	69	69	69	69	8	8	8
8	9	8	36	36	36	69	69	36	36	36	36	36	36	36
36	10	36	53	53	69	43	530	530	530	530	530	530	530	530
43	11	43	47	47	43	530	43	43	43	43	43	43	43	43
5	12	5	43	43	530	5	5	5	5	5	5	5	5	5
27	13	27	530	530	47	47	47	47						
11	14	11	5	5	5									
35	15	35												
47	16	47												
530	17	530												
2	18	2												
3	19	3												
18	20	18												
53	21	53												



HGPCA 2 (PRE 66')
GRAND PRIX DE L'AGE D'OR
RACE 2

Analysis by lap

Lapped

Nr	Lap Time	Gap	Nr	Lap Time	Gap	Nr	Lap Time	Gap	Nr	Lap Time	Gap	Nr	Lap Time	Gap
Lap 1														
			8	1:40.477	27.165	53	1:38.416	49.040	5	1:45.576	1 Lap			
10	2:43.929		36	1:41.468	28.484	8	1:39.938	57.482	71	1:38.824	1:16.708			
22	2:45.614	1.685	69	1:40.025	29.576	69	1:38.235	59.228	53	1:36.757	1:16.825			
51	2:48.354	4.425	43	1:44.832	38.194	36	1:38.762	1:01.431	69	1:40.476	1:29.081			
61	2:49.724	5.795	530	1:42.600	38.538	47	6:29.371	3 Laps	8	1:41.288	1:34.163			
56	2:53.424	9.495	5	1:49.543	50.666	530	1:42.053	1:22.028	36	1:42.058	1:35.893			
71	2:56.028	12.099	47	1:56.692	55.814	43	1:43.312	1:24.641						
69	2:57.026	13.097	Lap 5			Lap 9								
8	2:59.586	15.657	10	1:32.249		22	1:31.876							
36	3:00.573	16.644	22	1:32.578	0.235	10	1:32.095	0.451						
53	3:05.656	21.727	51	1:35.369	8.959	5	1:44.261	1 Lap						
47	3:11.033	27.104	61	1:37.754	16.988	51	1:35.091	21.126						
43	3:13.610	29.681	71	1:39.279	28.104	61	1:37.020	38.519						
530	3:19.602	35.673	53	1:38.931	30.015	53	1:38.805	55.969						
5	3:21.022	37.093	8	1:40.611	35.433	71	1:38.861	55.995						
			36	1:40.768	36.909	8	1:40.981	1:06.587						
			69	1:40.012	37.245	69	1:39.337	1:06.689						
			530	1:43.562	49.757	36	1:38.992	1:08.547						
			43	1:44.483	50.334	Lap 10								
			5	1:49.295	1:07.618	22	1:32.589							
			Lap 6			10	1:32.623	0.485						
			22	1:31.744		530	1:43.423	1 Lap						
			10	1:32.064	0.085	43	1:43.486	1 Lap						
			51	1:34.999	11.979	47	2:04.827	4 Laps						
			61	1:37.715	22.724	51	1:35.348	23.885						
			53	1:37.764	35.800	5	1:45.787	1 Lap						
			71	1:39.717	35.842	61	1:37.285	43.215						
			8	1:38.730	42.184	71	1:38.888	1:02.294						
			69	1:40.260	45.526	53	1:41.555	1:04.935						
			36	1:41.296	46.226	69	1:38.537	1:12.637						
			530	1:42.931	1:00.709	8	1:40.413	1:14.411						
			43	1:43.922	1:02.277	36	1:39.384	1:15.342						
			5	1:46.079	1:21.718	Lap 11								
			Lap 7			22	1:31.448							
			22	1:31.915		10	1:31.634	0.671						
			10	1:32.323	0.493	530	1:45.472	1 Lap						
			51	1:35.021	15.085	43	1:43.439	1 Lap						
			61	1:37.643	28.452	51	1:34.966	27.403						
			71	1:38.704	42.631	5	1:44.895	1 Lap						
			53	1:39.080	42.965	61	1:37.292	49.059						
			8	1:39.616	49.885	71	1:38.451	1:09.297						
			69	1:39.723	53.334	53	1:37.994	1:11.481						
			36	1:40.699	55.010	69	1:38.829	1:20.018						
			530	1:43.522	1:12.316	8	1:41.325	1:24.288						
			43	1:43.308	1:13.670	36	1:41.354	1:25.248						
			Lap 8			Lap 12								
			22	1:32.341		22	1:31.413							
			10	1:32.080	0.232	10	1:31.334	0.592						
			5	1:47.151	1 Lap	530	1:43.169	1 Lap						
			51	1:35.167	17.911	43	1:43.910	1 Lap						
			61	1:37.264	33.375	51	1:36.381	32.371						
			71	1:38.720	49.010	61	1:37.272	54.918						