

HGPCA F 1 PRE 1966 - QUALFYING

22 - 25 October 2015

Autodromo Internacional Algarve - 4652 mtr.



Pos	Nbr	Name	Car	Cls	PIC	Fastest	In	Gap	Diff	Laps	Km/h
1	22	Peter Horsman	Lotus 18/21 P1	12	1	2:03.341	13			14	135.81
2	2	Rod Jolley	Cooper T45/51	7b	1	2:06.175	11	2.834	2.834	14	132.75
3	71	Alan Baillie	Cooper T71/73	10	1	2:06.976	12	3.635	0.801	14	131.92
4	37	Eddy Perk	Heron F1	10	2	2:07.606	13	4.265	0.630	14	131.27
5	91	Chris Drake	Cooper T53	7b	2	2:09.015	5	5.674	1.409	7	129.83
6	3	Barry Cannell	Cooper T51	7b	3	2:09.861	6	6.520	0.846	13	128.99
7	31	Guillermo Fierro	Maserati 250F 2501/2523	6	1	2:09.934	10	6.593	0.073	13	128.91
8	66	Sid Hoole	Cooper T66 F1	11	1	2:10.429	13	7.088	0.495	14	128.42
9	42	James Willis	Cooper T45	9	1	2:10.923	9	7.582	0.494	11	127.94
10	26	Peter Mullen	BRM P261	11	2	2:11.993	11	8.652	1.070	13	126.90
11	61	Rainer Ott	Cooper T53	12	2	2:13.876	5	10.535	1.883	7	125.12
12	248	Klaus Lehr	Maserati 250F CMS	6	2	2:15.054	5	11.713	1.178	8	124.03
13	8	Tony Ditheridge	Cooper T45	9	2	2:15.361	7	12.020	0.307	9	123.75
14	47	Brian Jolliffe	Cooper T45	9	3	2:15.770	9	12.429	0.409	11	123.37
15	75	Eddie McGuire	Cooper Bristol MkI	5	1	2:15.994	9	12.653	0.224	13	123.17
16	21	Ian Nuthall	Alfa F2	5	2	2:16.622	12	13.261	0.628	13	122.60
17	19	Paul Grant	Cooper Bristol Mk 2	5	3	2:17.067	12	13.726	0.445	13	122.21
18	28	Graham Adelman	Maserati 250F 2522/23/26	6	3	2:18.515	9	15.174	1.448	12	120.93
19	24	Charles McCabe	Lotus 18 907	7b	4	2:18.692	2	15.351	0.177	2	120.77
20	34	John Bussey	Cooper T43	7c	1	2:19.432	10	16.091	0.740	12	120.13
21	27	Christian Dumolin	Maserati 250F 2507/23/22	6	4	2:25.614	5	22.273	6.182	6	115.03
22	45	Michel Baudoin	Cooper T45	9	4	2:26.734	6	23.393	1.120	7	114.15
23	14	Malcolm Cook	Cooper T43	9	5	2:27.342	2	24.001	0.608	2	113.68
24	41	Brian Maile	Cooper T41	7c	2	2:30.974	6	27.633	3.632	9	110.95
25	5	Stephan Rettenmaier	Maserati A6GCM	6	5	2:38.094	9	34.753	7.120	11	105.95
26	73	Tom Dark	Bugatti 73C	2	1		0			1	0.00

N.27 with manual passings due to no transponder

Fastest time : 2:03.341 in lap 13 by nbr. 22 : Peter Horsman (Lotus 18/21 P1)

Publication-time

Results and Laptimes : <https://livetiming.raceresults.nu/autodromodalgarve>

Clerk of the Course  13h05	Steward	Timekeeper  Miguel C. Calado Glória
Page 1 of 1*		

HGPCA F 1 PRE 1966 - QUALFYING

22 - 25 October 2015

Autodromo Internacional Algarve - 4652 mtr.

1	71	Alan Baillie	Cooper T71/73	2:06.976	12			14	131.92
2	37	Eddy Perk	Heron F1	2:07.606	13	0.630	0.630	14	131.27

1	66	Sid Hoole	Cooper T66 F1	2:10.429	13			14	128.42
2	26	Peter Mullen	BRM P261	2:11.993	11	1.564	1.564	13	126.90

1	22	Peter Horsman	Lotus 18/21 P1	2:03.341	13			14	135.81
2	61	Rainer Ott	Cooper T53	2:13.876	5	10.535	10.535	7	125.12

1	73	Tom Dark	Bugatti 73C		0			1	0.00
---	----	----------	-------------	--	---	--	--	---	------

1	75	Eddie McGuire	Cooper Bristol MkI	2:15.994	9			13	123.17
2	21	Ian Nuthall	Alta F2	2:16.622	12	0.628	0.628	13	122.60
3	19	Paul Grant	Cooper Bristol Mk 2	2:17.067	12	1.073	0.445	13	122.21


1	31	Guillermo Fierro	Maserati 250F 2501/2523	2:09.934	10			13	128.91
2	248	Klaus Lehr	Maserati 250F CM5	2:15.054	5	5.120	5.120	8	124.03
3	28	Graham Adelman	Maserati 250F 2522/23/26	2:18.515	9	8.581	3.461	12	120.93
4	27	Christian Dumolin	Maserati 250F 2507/23/22	2:25.614	5	15.680	7.099	6	115.03
5	5	Stephan Rettenmaier	Maserati A6GCM	2:38.094	9	28.160	12.480	11	105.95

1	2	Rod Jolley	Cooper T45/51	2:06.175	11			14	132.75
2	91	Chris Drake	Cooper T53	2:09.015	5	2.840	2.840	7	129.83

Fastest time : 2:03.341 in lap 13 by nbr. 22 : Peter Horsman (Lotus 18/21 P1)

Results and Laptimes : <https://livetiming.raceresults.nu/autodromodoalgarve>

Publication-time

Clerk of the Course	Steward	Timekeeper  Miguel C. Calado Glória	
Page 1 of 2			

HGPCA F 1 PRE 1966 - QUALFYING

22 - 25 October 2015

Autodromo Internacional Algarve - 4652 mtr.

3	3	Barry Cannell	Cooper T51	2:09.861	6	3.686	0.846	13	128.99
4	24	Charles McCabe	Lotus 18 907	2:18.692	2	12.517	8.831	2	120.77

1	34	John Bussey	Cooper T43	2:19.432	10			12	120.13
2	41	Brian Maile	Cooper T41	2:30.974	6	11.542	11.542	9	110.95


1	42	James Willis	Cooper T45	2:10.923	9			11	127.94
2	8	Tony Ditheridge	Cooper T45	2:15.361	7	4.438	4.438	9	123.75
3	47	Brian Jolliffe	Cooper T45	2:15.770	9	4.847	0.409	11	123.37
4	45	Michel Baudoin	Cooper T45	2:26.734	6	15.811	10.964	7	114.15
5	14	Malcolm Cook	Cooper T43	2:27.342	2	16.419	0.608	2	113.68

N.27 with manual passings due to no transponder

Fastest time : 2:03.341 in lap 13 by nbr. 22 : Peter Horsman (Lotus 18/21 P1)

Results and Laptimes : <https://livetiming.raceresults.nu/autodromodoalgarve>

Publication-time

Clerk of the Course	Steward	Timekeeper  Miguel C. Calado Glória	
Page 2 of 2			

HGPCA F 1 PRE 1966 - QUALFYING Laptimes

22 - 25 October 2015
Autodromo Internacional Algarve - 4652
mtr.

Nbr	Name	Laps	lap	Lap ..1	Lap ..2	Lap ..3	Lap ..4	Lap ..5	Lap ..6	Lap ..7	Lap ..8	Lap ..9	Lap ..0
22	Peter Horsman	14	1 - 10	2:17.708	2:09.224	2:07.091	2:13.350	2:10.260	2:06.803	2:06.075	2:05.534	2:06.144	2:04.405
			11 - 20	2:04.658	2:04.882	2:03.341	2:25.323						
2	Rod Jolley	14	1 - 10	2:22.485	2:09.959	2:07.924	2:13.696	2:08.579	2:07.187	2:09.801	2:08.241	2:07.154	2:07.031
			11 - 20	2:06.175	2:06.229	2:06.439	2:07.081						
71	Alan Baillie	14	1 - 10	2:27.137	2:11.387	2:11.428	2:11.381	2:10.135	2:13.665	2:10.117	2:09.867	2:10.135	2:10.270
			11 - 20	2:08.171	2:06.976	2:07.592	2:07.505						
37	Eddy Perk	14	1 - 10	2:14.636	2:14.223	2:10.597	2:14.831	2:11.246	2:09.737	2:11.145	2:09.558	2:08.897	2:08.991
			11 - 20	2:16.912	2:16.966	2:07.606	2:11.386						
91	Chris Drake	7	1 - 10	2:18.061	2:15.616	2:13.114	2:09.974	2:09.015	2:11.688	3:09.474			
3	Barry Cannell	13	1 - 10	2:21.414	2:13.143	2:11.016	2:11.863	2:11.047	2:09.861	2:15.549	3:41.797	2:14.924	2:12.169
			11 - 20	2:10.847	2:10.760	2:11.785							
31	Guillermo Fierro	13	1 - 10	2:25.190	2:15.298	2:11.821	2:14.010	2:13.204	2:11.323	2:10.848	2:10.740	2:11.922	2:09.934
			11 - 20	2:11.532	2:10.584	2:23.220							
66	Sid Hoole	14	1 - 10	2:30.103	2:22.283	2:21.922	2:16.284	2:11.834	2:13.104	2:12.900	2:11.187	2:14.049	2:10.840
			11 - 20	2:11.357	2:12.204	2:10.429	2:11.585						
42	James Willis	11	1 - 10	2:27.835	2:21.094	2:16.092	2:18.213	2:12.323	2:12.105	2:13.090	2:13.636	2:10.923	2:13.622
			11 - 20	2:35.337									
26	Peter Mullen	13	1 - 10	2:23.718	2:18.315	2:26.676	2:20.128	2:15.787	2:14.950	2:14.343	2:13.533	2:13.436	2:15.631
			11 - 20	2:11.993	2:14.202	2:12.718							
61	Rainer Ott	7	1 - 10	2:27.182	2:20.407	2:17.731	2:14.478	2:13.876	2:16.136	2:16.136			
248	Klaus Lehr	8	1 - 10	2:26.737	2:18.211	2:17.588	2:21.094	2:15.054	2:15.439	2:16.050	2:39.322		
8	Tony Ditheridge	9	1 - 10	2:25.073	2:15.471	2:17.632	2:25.556	2:18.889	2:20.997	2:15.361	2:19.293	2:27.157	
47	Brian Jolliffe	11	1 - 10	2:24.355	2:17.385	2:21.331	2:18.882	2:21.081	2:16.447	2:17.171	2:17.458	2:15.770	2:16.179
			11 - 20	2:27.374									
75	Eddie McGuire	13	1 - 10	2:22.672	2:20.203	2:20.628	2:18.630	2:18.575	2:19.138	2:16.768	2:16.687	2:15.994	2:16.556
			11 - 20	2:17.858	2:16.284	2:36.595							
21	Ian Nuthall	13	1 - 10	2:28.485	2:28.996	2:23.027	2:40.441	3:38.591	2:19.531	2:18.658	2:17.288	2:17.728	2:17.310
			11 - 20	2:17.753	2:16.622	2:18.166							
19	Paul Grant	13	1 - 10	2:25.553	2:24.176	2:21.116	2:21.823	2:19.543	2:21.242	2:17.474	2:17.647	2:19.288	2:21.928
			11 - 20	2:18.581	2:17.067	2:17.669							
28	Graham Adelman	12	1 - 10	2:51.473	2:33.731	2:27.011	2:25.251	2:22.513	2:21.723	2:22.578	2:21.552	2:18.515	2:21.447
			11 - 20	2:18.756	2:34.272								
24	Charles McCabe	2	1 - 10	2:23.067	2:18.692								
34	John Bussey	12	1 - 10	2:32.385	3:31.460	2:26.015	2:24.242	2:22.716	2:21.370	2:21.729	2:23.508	2:20.294	2:19.432
			11 - 20	2:20.240	2:21.010								
27	Christian Dumolin	6	1 - 10	2:29.513	2:28.935	2:33.252	2:28.750	2:25.614	2:26.282				
45	Michel Baudoin	7	1 - 10	2:45.266	2:42.773	2:35.413	2:31.928	2:29.396	2:26.734	2:54.695			

HGPCA F 1 PRE 1966 - QUALFYING Laptimes

22 - 25 October 2015
Autodromo Internacional Algarve - 4652
mtr.

Nbr	Name	Laps	lap	Lap ..1	Lap ..2	Lap ..3	Lap ..4	Lap ..5	Lap ..6	Lap ..7	Lap ..8	Lap ..9	Lap ..0
14	Malcolm Cook	2	1 - 10	2:25.788	2:27.342								
41	Brian Maile	9	1 - 10	2:50.458	2:53.163	2:39.078	2:41.638	2:34.932	2:30.974	2:32.083	2:35.138	2:50.207	
5	Stephan Rettenmaier	11	1 - 10	2:53.818	2:46.910	2:45.217	2:43.301	2:44.500	2:42.472	2:43.213	2:39.776	2:38.094	2:38.121
			11 - 20	2:38.757									
73	Tom Dark	1	1 - 10	3:26.339									

HGPCA F 1 PRE 1966 - QUALFYING

Sector analyse

22 - 25 October 2015
Autodromo Internacional Algarve - 4652 mtr.

Pos	Nbr	Name / Team name	Sector 1			Sector 2			Sector 3			Theoretical best	Actual best	In
			time	Lap	pos	time	Lap	pos	time	Lap	pos			
1	22	Peter Horsman (GB)	38.218	10	1	39.312	13	1	45.618	13	1	2:03.148	2:03.341	13
2	2	Rod Jolley (GB)	39.206	13	2	39.872	13	2	46.366	2	4	2:05.444	2:06.175	11
3	71	Alan Baillie (GB)	39.507	12	3	41.175	12	6	46.294	12	3	2:06.976	2:06.976	12
4	37	Eddy Perk (NL)	40.319	8	6	41.173	13	5	45.968	13	2	2:07.460	2:07.606	13
5	91	Chris Drake (GB)	39.563	5	4	41.738	4	8	47.370	5	8	2:08.671	2:09.015	5
6	3	Barry Cannell (GB)	40.036	6	5	41.146	3	4	46.647	5	5	2:07.829	2:09.861	6
7	31	Guillermo Fierro (ES)	40.429	10	7	41.521	8	7	47.670	10	10	2:09.620	2:09.934	10
8	66	Sid Hoole (GB)	41.039	10	9	40.694	13	3	47.373	5	9	2:09.106	2:10.429	13
9	42	James Willis (GB)	41.362	9	10	42.262	9	9	47.299	9	7	2:10.923	2:10.923	9
10	26	Peter Mullen (GB)	41.019	9	8	43.402	9	14	47.291	11	6	2:11.712	2:11.993	11
11	61	Rainer Ott (D)	41.626	7	11	42.427	7	11	48.279	4	11	2:12.332	2:13.876	5
12	248	Klaus Lehr (D)	42.599	7	13	42.327	6	10	48.594	5	12	2:13.520	2:15.054	5
13	8	Tony Ditheridge (GB)	42.789	3	15	42.844	7	12	49.108	5	14	2:14.741	2:15.361	7
14	47	Brian Jolliffe (GB)	42.385	10	12	43.723	9	16	49.055	4	13	2:15.163	2:15.770	9
15	75	Eddie McGuire (GB)	42.753	10	14	43.630	12	15	49.385	11	15	2:15.768	2:15.994	9
16	21	Ian Nuthall (GB)	42.791	8	16	43.176	12	13	49.846	10	18	2:15.813	2:16.622	12
17	19	Paul Grant (B)	43.007	10	17	43.899	7	18	49.510	7	16	2:16.416	2:17.067	12
18	28	Graham Adelman (USA)	43.281	9	19	44.011	11	19	50.494	9	21	2:17.786	2:18.515	9
19	24	Charles McCabe (USA)	45.149	2	22	43.739	2	17	49.804	2	17	2:18.692	2:18.692	2
20	34	John Bussey (GB)	44.180	10	20	44.640	9	21	50.338	10	20	2:19.158	2:19.432	10
21	27	Christian Dumolin (B)											2:25.614	5
22	45	Michel Baudoin (F)	44.755	7	21	47.921	6	22	52.474	6	22	2:25.150	2:26.734	6
23	14	Malcolm Cook (GB)	43.046	3	18	44.106	2	20	50.317	2	19	2:17.469	2:27.342	2
24	41	Brian Maile (GB)	46.824	6	23	49.267	9	23	54.447	6	23	2:30.538	2:30.974	6
25	5	Stephan Rettenmaier (D)	49.301	11	24	50.547	11	24	56.269	9	24	2:36.117	2:38.094	9
26	73	Tom Dark (GB)				52.291	1	25						0

HGPCA F 1 PRE 1966 - QUALFYING

Laps and Sector Times

22 - 25 October 2015

Autodromo Internacional Algarve - 4652 mtr.

5	40.461	147.9	42.530	93.7	47.144	212.2	219.5	2:10.135	12	39.507	153.6	41.175	95.9	46.294	213.9	223.6	2:06.976
6	41.318	138.6	43.623	90.0	48.724	210.9	218.2	2:13.665	13	39.549	153.4	41.186	106.1	46.857	214.3	224.1	2:07.592
7	40.518	146.5	42.202	92.5	47.397	210.1	212.6	2:10.117	14	39.805	160.7	41.311	99.1	46.389	212.2	221.8	2:07.505

73 Tom Dark									Bugatti 73C											
lap	Sect-1	Speed	Sect-2	Speed	Sect-3	Speed	TopSpeed	laptime	pit	lap	Sect-1	Speed	Sect-2	Speed	Sect-3	Speed	Topspeed	laptime	pit	
1			In_		In			3:26.339	P	2										

75 Eddie McGuire									Cooper Bristol MkI										
lap	Sect-1	Speed	Sect-2	Speed	Sect-3	Speed	TopSpeed	laptime	pit	lap	Sect-1	Speed	Sect-2	Speed	Sect-3	Speed	Topspeed	laptime	pit
1								2:22.672		8	43.385	133.3	43.907	90.8	49.395	190.1	201.1	2:16.687	
2	44.422	130.6	44.994	84.8	50.787	181.2	201.9	2:20.203		9	42.819	134.5	43.755	96.0	49.420	184.9	201.1	2:15.994	
3	44.725	123.9	45.499	91.3	50.404	177.9	193.9	2:20.628		10	42.753	140.8	44.148	94.6	49.655	187.5	205.3	2:16.556	
4	43.293	128.7	45.162	82.5	50.175	187.8	200.0	2:18.630		11	43.355	126.2	45.118	86.0	49.385	183.7	198.9	2:17.858	
5	43.288	135.2	45.273	80.5	50.014	178.8	198.5	2:18.575		12	43.097	131.4	43.630	91.2	49.557	185.2	205.7	2:16.284	
6	43.366	133.7	45.419	87.4	50.353	186.2	205.7	2:19.138		13	43.154	117.1	44.355	96.9	In	184.0	200.4	2:36.595	P
7	42.992	143.2	44.121	86.8	49.655	185.6	200.7	2:16.768		14									

91 Chris Drake									Cooper T53										
lap	Sect-1	Speed	Sect-2	Speed	Sect-3	Speed	TopSpeed	laptime	pit	lap	Sect-1	Speed	Sect-2	Speed	Sect-3	Speed	Topspeed	laptime	pit
1								2:18.061		5	39.563	132.2	42.082	89.0	47.370	209.3	223.6	2:09.015	
2	42.429	121.5	44.925	86.3	48.262	209.7	217.3	2:15.616		6	41.154	122.3	42.583	91.8	47.951	214.3	210.9	2:11.688	
3	41.964	118.0	43.421	85.4	47.729	214.7	213.0	2:13.114		7	45.611	123.1	1:03.446	77.8	In	205.3	211.4	3:09.474	P
4	40.763	133.5	41.738	87.9	47.473	210.5	208.5	2:09.974		8									

248 Klaus Lehr									Maserati 250F CM5										
lap	Sect-1	Speed	Sect-2	Speed	Sect-3	Speed	TopSpeed	laptime	pit	lap	Sect-1	Speed	Sect-2	Speed	Sect-3	Speed	Topspeed	laptime	pit
1								2:26.737		5	43.464	126.8	42.996	98.1	48.594	201.1	207.7	2:15.054	
2	45.011	131.2	43.557	107.9	49.643	197.4	171.2	2:18.211		6	42.633	141.9	42.327	104.3	50.479	206.9	214.3	2:15.439	
3	42.836	135.0	44.893	86.4	49.859	201.9	207.3	2:17.588		7	42.599	131.4	43.868	95.2	49.583	204.2	212.2	2:16.050	
4	43.630	137.9	46.527	95.1	50.937	199.6	213.0	2:21.094		8	43.358	134.5	45.559	87.4	In	197.4	204.9	2:39.322	P

Heat Statistics

Heat name : HGPCA F 1 PRE 1966 - QUALFYING
 Heat Date : 23 October 2015
 Weather :
 Circuit name : Autodromo Internacional Algarve - 4652 mtr.

Participants Started	: 26	Participants Classified	26
Participants Finished	: 13	Participants Not Classified	0
Participants Not Finished	: 13		

Green flag at	12:20:00	Heat recording start time	12:20:00
Finish flag waved at	12:50:00	Heat recording end time	12:54:39
Total time under Green	30:00	Total of All Laps in Heat	263
Number of cautions	0	Total time under Yellow	00:00:00
Number of code-60's	0	Total time under Code-60	00:00:00

Summary of winners per class

Nbr	Name / Team name	Car	Cls	Fastest Laptime	In	Avg. Speed	Laps	Race Time
-----	------------------	-----	-----	-----------------	----	------------	------	-----------

Best Lap time history during the Heat

#	Nbr	lap time	in lap	Name	Car	time of day
1	22	2:09.224	2	Peter Horsman	Lotus 18/21 P1	12:24:32
2	22	2:07.091	3	Peter Horsman	Lotus 18/21 P1	12:26:39
3	22	2:06.803	6	Peter Horsman	Lotus 18/21 P1	12:33:10
4	22	2:06.075	7	Peter Horsman	Lotus 18/21 P1	12:35:16
5	22	2:05.534	8	Peter Horsman	Lotus 18/21 P1	12:37:21
6	22	2:04.405	10	Peter Horsman	Lotus 18/21 P1	12:41:32
7	22	2:03.341	13	Peter Horsman	Lotus 18/21 P1	12:47:45

Summary of best laptimes per class

Nbr	Name / Team name	Car	Cls	Fastest Laptime	In	Speed
71	Alan Baillie	Cooper T71/73	10	2:06.976	12	131.92
66	Sid Hoole	Cooper T66 F1	11	2:10.429	13	128.42
22	Peter Horsman	Lotus 18/21 P1	12	2:03.341	13	135.81
73	Tom Dark	Bugatti 73C	2		0	0.00
75	Eddie McGuire	Cooper Bristol Mkl	5	2:15.994	9	123.17
31	Guillermo Fierro	Maserati 250F 2501/2523	6	2:09.934	10	128.91
2	Rod Jolley	Cooper T45/51	7b	2:06.175	11	132.75
34	John Bussey	Cooper T43	7c	2:19.432	10	120.13
42	James Willis	Cooper T45	9	2:10.923	9	127.94

Algarve Classic Festival 2015

Autódromo Internacional do Algarve

HGPCA F 1 PRE 1966 - RACE 1
OFFICIAL

22 - 25 October 2015
Autodromo Internacional Algarve - 4652

1	22	Peter Horsman (GB)	Lotus 18/21 P1	12	1	-- 11 laps --	27:06.587	2:25.476	10	113.27
2	2	Rod Jolley (GB)	Cooper T45/51	7b	1	17.368	27:23.955	2:26.937	10	112.07
3	31	Guillermo Fierro (ES)	Maserati 250F 2501/2523	6	1	32.539	27:39.126	2:27.811	11	111.05
4	66	Sid Hoole (GB)	Cooper T66 F1	11	1	50.021	27:56.608	2:28.196	11	109.89
5	3	Julian Bronson (GB)	Cooper T51	7b	2	50.119	27:56.706	2:28.472	6	109.89
6	42	James Willis (GB)	Cooper T45	9	1	1:22.901	28:29.488	2:33.626	11	107.78
7	47	Brian Jolliffe (GB)	Cooper T45	9	2	1:30.275	28:36.862	2:31.294	11	107.31
8	26	Peter Mullen (GB)	BRM P261	11	2	1:30.383	28:36.970	2:32.467	10	107.31
9	21	Ian Nuthall (GB)	Alfa F2	5	1	1:37.508	28:44.095	2:32.520	10	106.86
10	19	Paul Grant (B)	Cooper Bristol Mk 2	5	2	1:43.318	28:49.905	2:32.876	10	106.51
11	248	Klaus Lehr (D)	Maserati 250F CM5	6	2	1:45.705	28:52.292	2:33.948	7	106.36
12	37	Eddy Perk (NL)	Heron F1	10	1	1:54.768	29:01.355	2:35.689	3	105.81
13	71	Alan Baillie (GB)	Cooper T71/73	10	2	1:58.324	29:04.911	2:32.902	8	105.59
14	73	Tom Dark (GB)	Bugatti 73C	2	1	2:21.091	29:27.678	2:35.979	11	104.23
DNF	75	Eddie McGuire (GB)	Cooper Bristol MkI	5	3	-- 10 laps --	26:06.458	2:31.925	10	106.93
16	34	John Bussey (GB)	Cooper T43	7c	1	1:16.296	27:22.754	2:41.351	5	101.96
17	28	Graham Adelman (USA)	Maserati 250F 2522/23/26	6	3	1:41.022	27:47.480	2:43.213	7	100.45
18	45	Michel Baudoin (F)	Cooper T45	9	3	2:04.575	28:11.033	2:45.137	8	99.05
19	5	Stephan Rettenmaier (D)	Maserati A6GCM	6	4	2:47.806	28:54.264	2:49.487	4	96.58
20	41	Brian Maile (GB)	Cooper T41	7c	2	-- 9 laps --	27:37.001	2:59.144	2	90.97
DNF	8	Tony Ditheridge (GB)	Cooper T45	9	4	-- 5 laps --	13:43.528	2:41.682	5	101.69


71	Alan Baillie	Cooper T71/73	10	2:32.902	8	109.55 kph
66	Sid Hoole	Cooper T66 F1	11	2:28.196	11	113.03 kph
22	Peter Horsman	Lotus 18/21 P1	12	2:25.476	10	115.14 kph
73	Tom Dark	Bugatti 73C	2	2:35.979	11	107.39 kph
75	Eddie McGuire	Cooper Bristol MkI	5	2:31.925	10	110.25 kph
31	Guillermo Fierro	Maserati 250F 2501/2523	6	2:27.811	11	113.32 kph
2	Rod Jolley	Cooper T45/51	7b	2:26.937	10	114.00 kph
34	John Bussey	Cooper T43	7c	2:41.351	5	103.81 kph
47	Brian Jolliffe	Cooper T45	9	2:31.294	11	110.71 kph

Fastest time : 2:25.476 in lap 10 by nbr. 22 : Peter Horsman (Lotus 18/21 P1)

Results and Laptimes : <https://livetiming.raceresults.nu/autodromodoalgarve>

Publication-time

Time Printed : 18:56

Clerk of the Course	Steward	Timekeeper  Miguel C. Calado Glória
Page 1 of 1	Results remain provisional pending technical examination and decisions from the stewards of the meeting	

Algarve Classic Festival 2015

Autódromo Internacional do Algarve

HGPCA F 1 PRE 1966 - RACE 1

22 - 25 October 2015

Autodromo Internacional Algarve - 4652

1	37	Eddy Perk (NL)	Heron F1	-- 11 laps --			29:01.355	2:35.689	3
2	71	Alan Baillie (GB)	Cooper T71/73	3.556	3.556		29:04.911	2:32.902	8

1	66	Sid Hoole (GB)	Cooper T66 F1	-- 11 laps --			27:56.608	2:28.196	11
2	26	Peter Mullen (GB)	BRM P261	40.362	40.362		28:36.970	2:32.467	10

1	22	Peter Horsman (GB)	Lotus 18/21 P1	-- 11 laps --			27:06.587	2:25.476	10
---	----	--------------------	----------------	---------------	--	--	-----------	----------	----

1	73	Tom Dark (GB)	Bugatti 73C	-- 11 laps --			29:27.678	2:35.979	11
---	----	---------------	-------------	---------------	--	--	-----------	----------	----

1	21	Ian Nuthall (GB)	Alta F2	-- 11 laps --			28:44.095	2:32.520	10
2	19	Paul Grant (B)	Cooper Bristol Mk 2	5.810	5.810		28:49.905	2:32.876	10
DNF	75	Eddie McGuire (GB)	Cooper Bristol MkI	-- 10 laps --			26:06.458	2:31.925	10

1	31	Guillermo Fierro (ES)	Maserati 250F 2501/2523	-- 11 laps --			27:39.126	2:27.811	11
2	248	Klaus Lehr (D)	Maserati 250F CM5	1:13.166	1:13.166		28:52.292	2:33.948	7
3	28	Graham Adelman (USA)	Maserati 250F 2522/23/26	-- 10 laps --			27:47.480	2:43.213	7
4	5	Stephan Rettenmaier (D)	Maserati A6GCM	1:06.784	1:06.784		28:54.264	2:49.487	4

1	2	Rod Jolley (GB)	Cooper T45/51	-- 11 laps --			27:23.955	2:26.937	10
2	3	Barry Cannell (GB)	Cooper T51	32.751	32.751		27:56.706	2:28.472	6


1	34	John Bussey (GB)	Cooper T43	-- 10 laps --			27:22.754	2:41.351	5
---	----	------------------	------------	---------------	--	--	-----------	----------	---

Fastest time : 2:25.476 in lap 10 by nbr. 22 : Peter Horsman (Lotus 18/21 P1)

Results and Laptimes : <https://livetiming.raceresults.nu/autodromodoalgarve>

Publication-time

Time Printed : 18:44

Clerk of the Course	Steward	Timekeeper  Miguel C. Calado Glória	
Page 1 of 2	Results remain provisional pending technical examination and decisions from the stewards of the meeting		

Algarve Classic Festival 2015

Autódromo Internacional do Algarve

HGPCA F 1 PRE 1966 - RACE 1

22 - 25 October 2015

Autodromo Internacional Algarve - 4652


2	41	Brian Maile (GB)	Cooper T41	-- 9 laps --		27:37.001	2:59.144	2
<hr/>								
1	42	James Willis (GB)	Cooper T45	-- 11 laps --		28:29.488	2:33.626	11
2	47	Brian Jolliffe (GB)	Cooper T45	7.374	7.374	28:36.862	2:31.294	11
3	45	Michel Baudoin (F)	Cooper T45	-- 10 laps --		28:11.033	2:45.137	8
DNF	8	Tony Ditheridge (GB)	Cooper T45	-- 5 laps --		13:43.528	2:41.682	5

Fastest time : 2:25.476 in lap 10 by nbr. 22 : Peter Horsman (Lotus 18/21 P1)

Results and Laptimes : <https://livetiming.raceresults.nu/autodromodoalgarve>

Publication-time

Time Printed : 18:44

Clerk of the Course	Steward	Timekeeper  Miguel C. Calado Glória	
Page 2 of 2	Results remain provisional pending technical examination and decisions from the stewards of the meeting		

Algarve Classic Festival 2015

Autódromo Internacional do Algarve

HGPCA F 1 PRE 1966 - RACE 1 Laptimes

22 - 25 October 2015
Autodromo Internacional Algarve - 4652
mtr.

Nbr	Name	Laps	lap	Lap ..1	Lap ..2	Lap ..3	Lap ..4	Lap ..5	Lap ..6	Lap ..7	Lap ..8	Lap ..9	Lap ..0
22	Peter Horsman	11	1 - 10 11 - 20	2:30.680 2:27.432	2:30.502	2:29.015	2:28.480	2:26.844	2:27.298	2:28.480	2:26.218	2:26.162	2:25.476
2	Rod Jolley	11	1 - 10 11 - 20	2:33.810 2:27.650	2:30.723	2:30.156	2:30.620	2:28.916	2:29.775	2:28.564	2:28.986	2:27.818	2:26.937
31	Guillermo Fierro	11	1 - 10 11 - 20	2:33.745 2:27.811	2:32.804	2:31.909	2:31.260	2:31.017	2:29.767	2:30.716	2:30.239	2:29.075	2:30.783
66	Sid Hoole	11	1 - 10 11 - 20	2:39.073 2:28.196	2:36.469	2:33.738	2:32.025	2:31.219	2:33.099	2:32.767	2:31.956	2:29.124	2:28.942
3	Barry Cannell	11	1 - 10 11 - 20	2:37.959 2:28.544	2:36.949	2:33.772	2:32.952	2:39.264	2:28.472	2:30.215	2:30.846	2:28.763	2:28.970
42	James Willis	11	1 - 10 11 - 20	2:41.832 2:33.626	2:37.053	2:36.168	2:33.943	2:34.193	2:33.878	2:34.107	2:33.859	2:35.331	2:35.498
47	Brian Jolliffe	11	1 - 10 11 - 20	2:45.478 2:31.294	2:35.308	2:36.529	2:35.000	2:45.865	2:32.062	2:35.361	2:34.053	2:32.411	2:33.501
26	Peter Mullen	11	1 - 10 11 - 20	2:43.721 2:33.270	2:35.742	2:36.205	2:35.830	2:36.570	2:36.814	2:37.828	2:34.761	2:33.762	2:32.467
21	Ian Nuthall	11	1 - 10 11 - 20	2:48.819 2:37.659	2:38.813	2:36.646	2:35.037	2:33.676	2:40.565	2:33.527	2:33.507	2:33.326	2:32.520
19	Paul Grant	11	1 - 10 11 - 20	2:49.276 2:43.870	2:39.023	2:36.770	2:34.884	2:33.660	2:35.563	2:35.088	2:34.976	2:33.919	2:32.876
248	Klaus Lehr	11	1 - 10 11 - 20	2:42.688 2:39.542	2:37.380	2:35.546	2:34.346	2:36.565	2:37.148	2:33.948	2:35.759	2:44.882	2:34.488
37	Eddy Perk	11	1 - 10 11 - 20	2:37.472 2:37.143	2:39.022	2:35.689	2:36.606	2:37.368	2:37.502	2:38.449	2:47.213	2:36.448	2:38.443
71	Alan Baillie	11	1 - 10 11 - 20	3:07.573 2:33.436	2:39.286	2:37.807	2:39.278	2:38.377	2:34.751	2:34.430	2:32.902	2:33.172	2:33.899
73	Tom Dark	11	1 - 10 11 - 20	2:51.419 2:35.979	2:41.410	2:49.457	2:39.627	2:40.424	2:37.753	2:36.729	2:37.170	2:37.373	2:40.337
75	Eddie McGuire	10	1 - 10	2:46.205	2:37.873	2:37.574	2:34.728	2:36.256	2:37.260	2:37.162	2:34.096	2:33.379	2:31.925
34	John Bussey	10	1 - 10	2:50.596	2:41.797	2:50.560	2:43.970	2:41.351	2:43.192	2:43.242	2:42.347	2:43.337	2:42.362
28	Graham Adelman	10	1 - 10	2:57.071	2:47.737	2:46.150	2:46.393	2:44.515	2:47.553	2:43.213	2:46.505	2:43.426	2:44.917
45	Michel Baudoin	10	1 - 10	2:58.430	2:50.522	2:46.998	2:48.703	2:47.826	2:48.180	2:50.704	2:45.137	2:47.795	2:46.738
5	Stephan Rettenmaier	10	1 - 10	3:07.782	2:57.727	2:53.571	2:49.487	2:52.494	2:52.043	2:50.755	2:50.079	2:50.034	2:50.292
41	Brian Maile	9	1 - 10	3:10.418	2:59.144	3:00.350	3:02.616	3:00.938	3:00.562	3:01.823	3:11.985	3:09.165	
8	Tony Ditheridge	5	1 - 10	2:48.185	2:42.522	2:43.778	2:47.361	2:41.682					

Algarve Classic Festival 2015

Autódromo Internacional do Algarve

HGPCA F 1 PRE 1966 - RACE 1 Sector analyse

22 - 25 October 2015
Autodromo Internacional Algarve - 4652
mtr.

Pos	Nbr	Name / Team name	Sector 1			Sector 2			Sector 3			Theoretical best	Actual best	In
			time	Lap	pos	time	Lap	pos	time	Lap	pos			
1	22	Peter Horsman (GB)	43.491	10	1	45.987	5	1	55.484	10	5	2:24.962	2:25.476	10
2	2	Rod Jolley (GB)	44.245	10	2	46.831	5	3	54.802	11	2	2:25.878	2:26.937	10
3	31	Guillermo Fierro (ES)	45.777	11	5	47.195	11	4	54.839	11	3	2:27.811	2:27.811	11
4	66	Sid Hoole (GB)	45.731	11	4	46.771	11	2	55.273	9	4	2:27.775	2:28.196	11
5	3	Barry Cannell (GB)	44.484	10	3	47.925	5	5	54.207	11	1	2:26.616	2:28.472	6
6	42	James Willis (GB)	46.072	5	6	49.241	11	13	56.859	11	14	2:32.172	2:33.626	11
7	47	Brian Jolliffe (GB)	46.631	11	10	48.712	6	8	55.561	11	6	2:30.904	2:31.294	11
8	26	Peter Mullen (GB)	46.673	10	11	48.423	10	7	56.696	8	12	2:31.792	2:32.467	10
9	21	Ian Nuthall (GB)	46.847	10	12	48.312	5	6	56.621	10	11	2:31.780	2:32.520	10
10	19	Paul Grant (B)	46.913	10	13	49.089	10	9	56.588	9	10	2:32.590	2:32.876	10
11	248	Klaus Lehr (D)	46.606	10	9	49.521	8	14	56.354	10	8	2:32.481	2:33.948	7
12	37	Eddy Perk (NL)	48.396	4	16	49.236	3	12	56.736	11	13	2:34.368	2:35.689	3
13	71	Alan Baillie (GB)	46.443	8	7	49.522	7	15	56.551	8	9	2:32.516	2:32.902	8
14	73	Tom Dark (GB)	46.953	10	14	49.091	10	10	58.372	7	16	2:34.416	2:35.979	11
15	75	Eddie McGuire (GB)	46.517	10	8	49.179	4	11	56.138	10	7	2:31.834	2:31.925	10
16	34	John Bussey (GB)	50.300	4	18	51.783	5	17	58.849	10	17	2:40.932	2:41.351	5
17	28	Graham Adelman (USA)	49.943	9	17	52.515	7	18	59.612	10	18	2:42.070	2:43.213	7
18	45	Michel Baudoin (F)	50.637	6	19	53.361	8	19	1:00.630	3	19	2:44.628	2:45.137	8
19	5	Stephan Rettenmaier (D)	52.508	9	20	54.195	10	20	1:01.215	10	20	2:47.918	2:49.487	4
20	41	Brian Maile (GB)	54.449	3	21	58.737	2	21	1:05.331	2	21	2:58.517	2:59.144	2
21	8	Tony Ditheridge (GB)	47.239	6	15	51.258	2	16	57.838	5	15	2:36.335	2:41.682	5

Algarve Classic Festival 2015

Autódromo Internacional do Algarve

HGPCA F 1 PRE 1966 - RACE 1

22 - 25 October 2015 Autódromo Internacional Algarve - 4652 mtr.

Lap 1		Lap 2		Lap 3		Lap 4		Lap 5		Lap 6		Lap 7		Lap 8		Lap 9	
Nr.	Behind	Nr.	Behind	Nr.	Behind	Nr.	Behind	Nr.	Behind	Nr.	Behind	Nr.	Behind	Nr.	Behind	Nr.	Behind
22	2:30.680	22	2:30.502	22	2:29.015	22	2:28.480	22	2:26.844	22	2:27.298	22	2:28.480	22	2:26.218	22	2:26.162
31	3:065	2	3:351	2	4:492	2	6:632	2	8:704	2	11:181	2	11:265	2	11:265	28	1 LAP
2	3:130	31	5:367	31	8:261	31	11:041	31	15:214	31	17:683	5	1 LAP	5	1 LAP	2	15:689
37	6:792	3	13:726	3	18:483	66	22:628	66	27:003	41	1 LAP	31	19:919	31	23:940	45	1 LAP
3	7:279	66	14:360	66	19:083	3	22:955	3	35:375	66	32:804	66	37:091	5	1 LAP	31	26:853
66	8:393	37	15:312	37	21:986	37	30:112	42	37:668	3	36:549	3	38:284	66	42:829	3	45:513
42	11:152	42	17:703	42	24:856	42	30:319	37	40:636	42	44:248	42	49:875	3	42:912	66	45:791
248	12:008	26	18:281	248	25:417	248	31:283	248	41:004	37	50:840	41	1 LAP	42	57:516	66	45:791
26	13:041	248	18:886	26	25:471	26	32:821	26	42:547	248	50:854	248	56:322	248	1:05:863	42	1:06:685
47	14:798	47	19:604	47	27:118	47	33:638	75	47:115	26	52:063	26	1:00:809	26	1:09:954	26	1:17:554
75	15:525	75	22:896	75	31:455	75	37:703	21	47:470	19	56:357	19	1:01:411	19	1:11:723	47	1:18:388
8	17:505	21	26:450	21	34:081	21	40:638	19	48:092	75	57:077	75	1:02:965	47	1:12:139	19	1:19:480
21	18:139	19	27:117	19	34:872	19	41:276	47	52:659	47	57:423	47	1:04:304	21	1:13:073	21	1:20:237
19	18:596	8	29:525	8	44:288	8	1:03:169	71	1:16:800	21	1:00:737	75	1:05:759	75	1:13:637	75	1:20:854
34	19:916	34	31:211	73	52:089	73	1:03:236	73	1:16:816	71	1:24:253	21	1:05:784	37	1:21:804	248	1:24:583
73	20:739	73	31:647	34	52:756	71	1:05:267	8	1:18:007	73	1:27:271	71	1:30:203	41	1 LAP	37	1:32:090
28	26:391	28	43:626	71	54:469	34	1:08:246	34	1:22:753	34	1:38:647	73	1:35:520	71	1:36:887	71	1:43:897
45	27:750	71	45:677	28	1:00:761	28	1:18:674	28	1:36:345	28	1:56:600	34	1:53:409	73	1:46:472	73	1:57:683
71	36:893	45	47:770	45	1:05:753	45	1:25:976	45	1:46:958	45	2:07:840	28	2:11:333	34	2:09:538	41	3:11:985
5	37:102	5	1:04:327	5	1:28:883	5	1:49:890	5	2:15:540	5	2:52:494						
41	39:738	41	1:08:380	41	1:39:715	41	2:13:851	41	3:02:616								

Algarve Classic Festival 2015

Autódromo Internacional do Algarve

22 - 25 October 2015
Autodromo Internacional Algarve - 4652 mtr.

HGPCA F 1 PRE 1966 - RACE 1

Lap 10		Lap 11	
Nr.	Behind Lapttime	Nr.	Behind Lapttime
22	2:25.476	22	2:27.432
34	1 LAP 2:43.337	34	1 LAP 2:42.362
2	17.150 2:26.937	2	17.368 2:27.650
28	1 LAP 2:43.426	41	2 LAPS 3:09.165
31	32.160 2:30.783	31	32.539 2:27.811
45	1 LAP 2:47.795	28	1 LAP 2:44.917
3	49.007 2:28.970	66	50.021 2:28.196
66	49.257 2:28.942	3	50.119 2:28.544
42	1:16.707 2:35.498	45	1 LAP 2:46.738
26	1:24.545 2:32.467	42	1:22.901 2:33.626
5	1 LAP 2:50.034	47	1:30.275 2:31.294
47	1:26.413 2:33.501	26	1:30.383 2:33.270
19	1:26.880 2:32.876	21	1:37.508 2:37.659
21	1:27.281 2:32.520	19	1:43.318 2:43.870
75	1:27.303 2:31.925	248	1:45.705 2:39.542
248	1:33.595 2:34.488	5	1 LAP 2:50.292
37	1:45.057 2:38.443	37	1:54.768 2:37.143
71	1:52.320 2:33.899	71	1:56.324 2:33.436
73	2:12.544 2:40.337	73	2:21.091 2:35.979

Algarve Classic Festival 2015

Autódromo Internacional do Algarve


22 - 25 October 2015

Autodromo Internacional Algarve - 4652 mtr.

Startgrid - HGPCA F 1 PRE 1966 - RACE 1

Start Time : 16:15 - Heat Duration: 25 Minutes

Pos	Nbr	Name	time		Pos	Nbr	Name	time
----- STARTLINE -----								
Pole Left								
1	22	Peter Horsman	2:03.341	Row 1	2	2	Rod Jolley	2:06.175
3	71	Alan Baillie	2:06.976	Row 2	4	37	Eddy Perk	2:07.606
5	91	Chris Drake	2:09.015	Row 3	6	3	Barry Cannell	2:09.861
7	31	Guillermo Fierro	2:09.934	Row 4	8	66	Sid Hoole	2:10.429
9	42	James Willis	2:10.923	Row 5	10	26	Peter Mullen	2:11.993
11	61	Rainer Ott	2:13.876	Row 6	12	248	Klaus Lehr	2:15.054
13	8	Tony Ditheridge	2:15.361	Row 7	14	47	Brian Jolliffe	2:15.770
15	75	Eddie McGuire	2:15.994	Row 8	16	21	Ian Nuthall	2:16.622
17	19	Paul Grant	2:17.067	Row 9	18	28	Graham Adelman	2:18.515
19	24	Charles McCabe	2:18.692	Row 10	20	34	John Bussey	2:19.432
21	27	Christian Dumolin	2:25.614	Row 11	22	45	Michel Baudoin	2:26.734
23	14	Malcolm Cook	2:27.342	Row 12	24	41	Brian Maile	2:30.974
25	5	Stephan Rettenmaier	2:38.094	Row 13	26	73	Tom Dark	

Clerk of the Course	Steward	Timekeeper	
		 Miguel C. Calado Glória	
Page 1 of 1	Results remain provisional pending technical examination and decisions from the stewards of the meeting		

Algarve Classic Festival 2015

Autódromo Internacional do Algarve

Heat Statistics

Heat name : **HGPCA F 1 PRE 1966 - RACE 1**
 Heat Date : **24 October 2015**
 Weather :
 Circuit name : **Autodromo Internacional Algarve - 4652 mtr.**

Participants Started	: 21	Participants Classified	26
Participants Finished	: 19	Participants Not Classified	0
Participants Not Finished	: 7		

Green flag at	18:11:05	Heat recording start time	18:00:48
Finish flag waved at	18:38:12	Heat recording end time	18:41:59
Total time under Green	27:06	Total of All Laps in Heat	218
Number of cautions	0	Total time under Yellow	00:00:00
Number of code-60's	0	Total time under Code-60	00:00:00

Summary of winners per class

Nbr	Name / Team name	Car	Cls	Fastest Laptime	In	Avg. Speed	Laps	Race Time
22	Peter Horsman	Lotus 18/21 P1	12	2:25.476	10	113.27	11	27:06.587
2	Rod Jolley	Cooper T45/51	7b	2:26.937	10	112.07	11	27:23.955
31	Guillermo Fierro	Maserati 250F 2501/2523	6	2:27.811	11	111.05	11	27:39.126
66	Sid Hoole	Cooper T66 F1	11	2:28.196	11	109.89	11	27:56.608
42	James Willis	Cooper T45	9	2:33.626	11	107.78	11	28:29.488
21	Ian Nuthall	Alta F2	5	2:32.520	10	106.86	11	28:44.095
37	Eddy Perk	Heron F1	10	2:35.689	3	105.81	11	29:01.355
73	Tom Dark	Bugatti 73C	2	2:35.979	11	104.23	11	29:27.678
34	John Bussey	Cooper T43	7c	2:41.351	5	101.96	10	27:22.754

Leader history during the Heat

#	Nbr	Lap	to Lap	Name	Car
1	22	1	11	Peter Horsman	Lotus 18/21 P1

Best Lap time history during the Heat

#	Nbr	lap time	in lap	Name	Car	time of day
1	22	2:30.502	2	Peter Horsman	Lotus 18/21 P1	18:16:06
2	22	2:29.015	3	Peter Horsman	Lotus 18/21 P1	18:18:36
3	22	2:28.480	4	Peter Horsman	Lotus 18/21 P1	18:21:04
4	22	2:26.844	5	Peter Horsman	Lotus 18/21 P1	18:23:31
5	22	2:26.218	8	Peter Horsman	Lotus 18/21 P1	18:30:53
6	22	2:26.162	9	Peter Horsman	Lotus 18/21 P1	18:33:19
7	22	2:25.476	10	Peter Horsman	Lotus 18/21 P1	18:35:44

Summary of best laptimes per class

Nbr	Name / Team name	Car	Cls	Fastest Laptime	In	Speed
71	Alan Baillie	Cooper T71/73	10	2:32.902	8	109.55
66	Sid Hoole	Cooper T66 F1	11	2:28.196	11	113.03
22	Peter Horsman	Lotus 18/21 P1	12	2:25.476	10	115.14
73	Tom Dark	Bugatti 73C	2	2:35.979	11	107.39
75	Eddie McGuire	Cooper Bristol Mkl	5	2:31.925	10	110.25
31	Guillermo Fierro	Maserati 250F 2501/2523	6	2:27.811	11	113.32
2	Rod Jolley	Cooper T45/51	7b	2:26.937	10	114.00
34	John Bussey	Cooper T43	7c	2:41.351	5	103.81
47	Brian Jolliffe	Cooper T45	9	2:31.294	11	110.71



Algarve Classic Festival 2015

Autódromo Internacional do Algarve

Heat Statistics

Summary of number of laps in the lead

#	Nbr	Name	Car	# Laps in the lead
1	22	Peter Horsman	Lotus 18/21 P1	11

Algarve Classic Festival 2015

Autódromo Internacional do Algarve

HGPCA F 1 PRE 1966 - RACE 2
OFFICIAL


22 - 25 October 2015
Autodromo Internacional Algarve - 4652

1	22	Peter Horsman (GB)	Lotus 18/21 P1	12	1	-- 7 laps --	20:01.208	2:44.756	6	97.61
2	2	Rod Jolley (GB)	Cooper T45/51	7b	1	7.782	20:08.990	2:47.763	2	96.98
3	3	Julian Bronson (GB)	Cooper T51	7b	2	8.327	20:09.535	2:44.384	6	96.93
4	66	Sid Hoole (GB)	Cooper T66 F1	11	1	9.325	20:10.533	2:47.748	3	96.86
5	31	Guillermo Fierro (ES)	Maserati 250F 2501/2523	6	1	32.211	20:33.419	2:43.737	6	95.06
6	21	Ian Nuthall (GB)	Alta F2	5	1	37.279	20:38.487	2:47.896	7	94.67
7	47	Brian Jolliffe (GB)	Cooper T45	9	1	39.826	20:41.034	2:51.353	2	94.47
8	75	Eddie McGuire (GB)	Cooper Bristol MkI	5	2	41.547	20:42.755	2:47.328	7	94.34
9	42	James Willis (GB)	Cooper T45	9	2	46.160	20:47.368	2:50.423	7	93.99
10	248	Klaus Lehr (D)	Maserati 250F CM5	6	2	48.627	20:49.835	2:51.912	7	93.81
11	37	Eddy Perk (NL)	Heron F1	10	1	54.663	20:55.871	2:53.906	2	93.36
12	34	John Bussey (GB)	Cooper T43	7c	1	58.554	20:59.762	2:54.424	6	93.07
13	73	Tom Dark (GB)	Bugatti 73C	2	1	1:03.350	21:04.558	2:54.044	6	92.72
14	71	Alan Baillie (GB)	Cooper T71/73	10	2	1:04.729	21:05.937	2:53.656	2	92.62
15	19	Paul Grant (B)	Cooper Bristol Mk 2	5	3	1:09.174	21:10.382	2:50.076	7	92.29
16	8	Tony Ditheridge (GB)	Cooper T45	9	3	2:16.338	22:17.546	3:04.676	6	87.66
17	5	Stephan Rettenmaier (D)	Maserati A6GCM	6	3	-- 6 laps --	20:15.093	3:15.806	2	82.71
18	41	Brian Maile (GB)	Cooper T41	7c	2	6.760	20:21.853	3:18.634	2	82.25
19	45	Michel Baudoin (F)	Cooper T45	9	4	7.161	20:22.254	3:19.216	2	82.22
20	27	Christian Dumolin (B)	Maserati 250F 2507/23/22	6	4	-- 2 laps --	6:07.254	2:59.611	2	91.21

71	Alan Baillie	Cooper T71/73	10	2:53.656	2	96.46 kph
66	Sid Hoole	Cooper T66 F1	11	2:47.748	3	99.85 kph
22	Peter Horsman	Lotus 18/21 P1	12	2:44.756	6	101.67 kph
73	Tom Dark	Bugatti 73C	2	2:54.044	6	96.24 kph
75	Eddie McGuire	Cooper Bristol MkI	5	2:47.328	7	100.10 kph
31	Guillermo Fierro	Maserati 250F 2501/2523	6	2:43.737	6	102.30 kph
3	Julian Bronson	Cooper T51	7b	2:44.384	6	101.90 kph
34	John Bussey	Cooper T43	7c	2:54.424	6	96.03 kph
42	James Willis	Cooper T45	9	2:50.423	7	98.29 kph

Car N.19 - 30 Sec. Penalty due to Stewards decision N.54

Car N.31 - 30 Sec. Penalty due to Stewards decision N.53

Fastest time : 2:43.737 in lap 6 by nbr. 31 : Guillermo Fierro (Maserati 250F 2501/2523)			Publication-time
Results and Laptimes : https://livetiming.raceresults.nu/autodromodoalgarve			Time Printed : 18:57
Clerk of the Course	Steward	Timekeeper  Miguel C. Calado Glória	
Page 1 of 1	Results remain provisional pending technical examination and decisions from the stewards of the meeting		

Algarve Classic Festival 2015

Autódromo Internacional do Algarve

HGPCA F 1 PRE 1966 - RACE 2

22 - 25 October 2015

Autodromo Internacional Algarve - 4652

1	37	Eddy Perk (NL)	Heron F1	-- 7 laps --			20:55.871	2:53.906	2
2	71	Alan Baillie (GB)	Cooper T71/73	10.066	10.066		21:05.937	2:53.656	2

1	66	Sid Hoole (GB)	Cooper T66 F1	-- 7 laps --			20:10.533	2:47.748	3
---	----	----------------	---------------	--------------	--	--	-----------	----------	---

1	22	Peter Horsman (GB)	Lotus 18/21 P1	-- 7 laps --			20:01.208	2:44.756	6
---	----	--------------------	----------------	--------------	--	--	-----------	----------	---

1	73	Tom Dark (GB)	Bugatti 73C	-- 7 laps --			21:04.558	2:54.044	6
---	----	---------------	-------------	--------------	--	--	-----------	----------	---

1	21	Ian Nuthall (GB)	Alta F2	-- 7 laps --			20:38.487	2:47.896	7
2	19	Paul Grant (B)	Cooper Bristol Mk 2	1.895	1.895		20:40.382	2:50.076	7
3	75	Eddie McGuire (GB)	Cooper Bristol MkI	4.268	2.373		20:42.755	2:47.328	7

1	31	Guillermo Fierro (ES)	Maserati 250F 2501/2523	-- 7 laps --			20:03.419	2:43.737	6
2	248	Klaus Lehr (D)	Maserati 250F CM5	46.416	46.416		20:49.835	2:51.912	7
3	5	Stephan Rettenmaier (D)	Maserati A6GCM	-- 6 laps --			20:15.093	3:15.806	2
4	27	Christian Dumolin (B)	Maserati 250F 2507/23/22	-- 2 laps --			6:07.254	2:59.611	2

1	2	Rod Jolley (GB)	Cooper T45/51	-- 7 laps --			20:08.990	2:47.763	2
2	3	Julian Bronson (GB)	Cooper T51	0.545	0.545		20:09.535	2:44.384	6


1	34	John Bussey (GB)	Cooper T43	-- 7 laps --			20:59.762	2:54.424	6
2	41	Brian Maile (GB)	Cooper T41	-- 6 laps --			20:21.853	3:18.634	2

Fastest time : 2:43.737 in lap 6 by nbr. 31 : Guillermo Fierro (Maserati 250F 2501/2523)

Results and Laptimes : <https://livetiming.raceresults.nu/autodromodoalgarve>

Publication-time

Time Printed : 17:57

Clerk of the Course	Steward	Timekeeper  Miguel C. Calado Glória	
Page 1 of 2	Results remain provisional pending technical examination and decisions from the stewards of the meeting		

Algarve Classic Festival 2015

Autódromo Internacional do Algarve

HGPCA F 1 PRE 1966 - RACE 2

22 - 25 October 2015

Autodromo Internacional Algarve - 4652


1	47	Brian Jolliffe (GB)	Cooper T45	-- 7 laps --		20:41.034	2:51.353	2
2	42	James Willis (GB)	Cooper T45	6.334	6.334	20:47.368	2:50.423	7
3	8	Tony Ditheridge (GB)	Cooper T45	1:36.512	1:30.178	22:17.546	3:04.676	6
4	45	Michel Baudoin (F)	Cooper T45	-- 6 laps --		20:22.254	3:19.216	2

Fastest time : 2:43.737 in lap 6 by nbr. 31 : Guillermo Fierro (Maserati 250F 2501/2523)

Results and Laptimes : <https://livetiming.raceresults.nu/autodromodoalgarve>

Publication-time

Time Printed : 17:57

Clerk of the Course	Steward	Timekeeper  Miguel C. Calado Glória	
Page 2 of 2	Results remain provisional pending technical examination and decisions from the stewards of the meeting		

Algarve Classic Festival 2015

Autódromo Internacional do Algarve

HGPCA F 1 PRE 1966 - RACE 2
Laptimes

22 - 25 October 2015
Autodromo Internacional Algarve - 4652
mtr.

Nbr	Name	Laps	lap	Lap ..1	Lap ..2	Lap ..3	Lap ..4	Lap ..5	Lap ..6	Lap ..7	Lap ..8	Lap ..9	Lap ..0
22	Peter Horsman	7	1 - 10	2:50.527	2:45.749	2:46.877	3:04.272	3:02.714	2:44.756	2:46.313			
2	Rod Jolley	7	1 - 10	2:47.616	2:47.763	2:50.087	3:04.168	3:01.563	2:48.007	2:49.786			
3	Julian Bronson	7	1 - 10	2:48.073	2:46.232	2:49.893	3:04.338	3:01.974	2:44.384	2:54.641			
66	Sid Hoole	7	1 - 10	2:49.860	2:47.917	2:47.748	3:06.621	3:00.722	2:47.821	2:49.844			
31	Guillermo Fierro	7	1 - 10	2:49.092	2:48.276	2:48.831	3:04.050	3:01.950	2:43.737	2:47.483			
21	Ian Nuthall	7	1 - 10	2:57.257	2:52.680	2:57.045	3:09.167	3:05.234	2:49.208	2:47.896			
47	Brian Jolliffe	7	1 - 10	2:57.912	2:51.353	2:55.103	3:08.425	3:03.386	2:52.998	2:51.857			
75	Eddie McGuire	7	1 - 10	2:59.184	2:53.734	2:54.701	3:10.433	3:05.585	2:51.790	2:47.328			
42	James Willis	7	1 - 10	2:59.775	2:53.785	2:55.844	3:09.071	3:05.200	2:53.270	2:50.423			
248	Klaus Lehr	7	1 - 10	2:57.342	2:54.759	2:55.029	3:10.011	3:05.305	2:55.477	2:51.912			
37	Eddy Perk	7	1 - 10	2:53.404	2:53.906	2:57.214	3:09.450	3:05.134	2:57.798	2:58.965			
34	John Bussey	7	1 - 10	3:01.138	2:56.611	3:00.797	3:06.530	3:03.504	2:54.424	2:56.758			
73	Tom Dark	7	1 - 10	3:05.871	2:55.110	2:59.369	3:05.989	3:04.793	2:54.044	2:59.382			
71	Alan Baillie	7	1 - 10	2:56.309	2:53.656	2:55.755	3:09.844	3:05.405	3:01.601	3:03.367			
19	Paul Grant	7	1 - 10	2:58.044	2:52.298	2:54.485	3:09.729	3:05.149	2:50.601	2:50.076			
8	Tony Ditheridge	7	1 - 10	3:30.168	3:05.082	3:07.983	3:14.503	3:08.824	3:04.676	3:06.310			
5	Stephan Rettenmaier	6	1 - 10	3:21.687	3:15.806	3:23.002	3:28.471	3:24.422	3:21.705				
41	Brian Maile	6	1 - 10	3:26.231	3:18.634	3:24.215	3:27.329	3:22.077	3:23.367				
45	Michel Baudoin	6	1 - 10	3:29.355	3:19.216	3:24.970	3:24.405	3:22.262	3:22.046				
27	Christian Dumolin	2	1 - 10	3:07.643	2:59.611								

Algarve Classic Festival 2015

Autódromo Internacional do Algarve

HGPCA F 1 PRE 1966 - RACE 2 Sector analyse

22 - 25 October 2015
Autodromo Internacional Algarve - 4652
mtr.

Pos	Nbr	Name / Team name	Sector 1			Sector 2			Sector 3			Theoretical best	Actual best	In
			time	Lap	pos	time	Lap	pos	time	Lap	pos			
1	22	Peter Horsman (GB)	49.596	6	1	53.338	6	4	1:00.265	1	2	2:43.199	2:44.756	6
2	31	Guillermo Fierro (ES)	51.190	6	2	52.112	6	1	1:00.435	6	3	2:43.737	2:43.737	6
3	2	Rod Jolley (GB)	51.380	6	4	54.096	3	5	1:00.868	1	6	2:46.344	2:47.763	2
4	3	Julian Bronson (GB)	51.349	6	3	53.156	6	3	59.557	1	1	2:44.062	2:44.384	6
5	66	Sid Hoole (GB)	51.880	7	7	52.921	3	2	1:00.714	1	4	2:45.515	2:47.748	3
6	21	Ian Nuthall (GB)	52.115	7	8	54.137	6	6	1:01.166	7	7	2:47.418	2:47.896	7
7	19	Paul Grant (B)	52.341	7	9	55.589	6	8	1:01.686	6	8	2:49.616	2:50.076	7
8	47	Brian Jolliffe (GB)	52.654	7	10	55.875	6	12	1:02.344	2	10	2:50.873	2:51.353	2
9	75	Eddie McGuire (GB)	51.822	7	6	54.725	7	7	1:00.781	7	5	2:47.328	2:47.328	7
10	42	James Willis (GB)	51.423	7	5	56.312	6	14	1:02.479	7	12	2:50.214	2:50.423	7
11	248	Klaus Lehr (D)	53.352	7	11	55.608	1	9	1:02.468	7	11	2:51.428	2:51.912	7
12	37	Eddy Perk (NL)	53.541	2	14	55.888	1	13	1:02.026	1	9	2:51.455	2:53.906	2
13	34	John Bussey (GB)	54.312	3	15	55.851	6	11	1:03.805	1	14	2:53.968	2:54.424	6
14	73	Tom Dark (GB)	53.453	6	12	55.666	6	10	1:04.163	2	15	2:53.282	2:54.044	6
15	71	Alan Baillie (GB)	53.488	2	13	56.930	2	15	1:02.561	1	13	2:52.979	2:53.656	2
16	8	Tony Ditheridge (GB)	55.956	6	16	58.635	1	17	1:07.184	2	17	3:01.775	3:04.676	6
17	5	Stephan Rettenmaier (D)	1:00.802	2	19	1:02.751	1	18	1:10.805	1	18	3:14.358	3:15.806	2
18	41	Brian Maile (GB)	1:00.768	6	18	1:03.897	1	20	1:11.397	2	19	3:16.062	3:18.634	2
19	45	Michel Baudoin (F)	1:01.150	6	20	1:03.034	1	19	1:12.474	5	20	3:16.658	3:19.216	2
20	27	Christian Dumolin (B)	56.609	2	17	58.047	2	16	1:04.955	2	16	2:59.611	2:59.611	2

Algarve Classic Festival 2015

Autódromo Internacional do Algarve

HGPCA F 1 PRE 1966 - RACE 2

Laps and Sector Times

22 - 25 October 2015

Autodromo Internacional Algarve - 4652 mtr.

75 Eddie McGuire (GB)										Cooper Bristol MkI									
lap	Sect-1	Speed	Sect-2	Speed	Sect-3	Speed	TopSpeed	laptime	pit	lap	Sect-1	Speed	Sect-2	Speed	Sect-3	Speed	Topspeed	laptime	pit
1								2:59.184		5	1:00.558	82.9	59.317	61.1	1:05.710	142.9	151.5	3:05.585	
2	53.640	93.1	57.088	72.9	1:03.006	172.0	183.7	2:53.734		6	53.932	<u>106.0</u>	55.539	75.2	1:02.319	155.6	175.9	2:51.790	
3	53.260	87.8	58.458	72.8	1:02.983	168.5	176.2	2:54.701		7	<u>51.822</u>	103.8	<u>54.725</u>	<u>78.6</u>	<u>1:00.781</u>	169.5	<u>190.5</u>	<u>2:47.328</u>	
4	1:01.162	71.5	1:03.145	64.3	1:06.126	<u>178.2</u>	134.0	3:10.433		8									

248 Klaus Lehr (D)										Maserati 250F CM5									
lap	Sect-1	Speed	Sect-2	Speed	Sect-3	Speed	TopSpeed	laptime	pit	lap	Sect-1	Speed	Sect-2	Speed	Sect-3	Speed	Topspeed	laptime	pit
1								2:57.342		5	1:00.855	83.4	59.223	66.3	1:05.227	141.9	135.5	3:05.305	
2	55.007	91.0	56.843	74.4	1:02.909	178.5	169.8	2:54.759		6	54.513	<u>98.1</u>	57.061	68.7	1:03.903	169.5	158.1	2:55.477	
3	53.754	86.2	57.669	73.7	1:03.606	181.2	164.6	2:55.029		7	<u>53.352</u>	96.3	56.092	74.8	<u>1:02.468</u>	<u>181.5</u>	<u>176.8</u>	<u>2:51.912</u>	
4	1:01.136	73.9	1:02.617	65.9	1:06.258	164.9	125.6	3:10.011		8									

Algarve Classic Festival 2015

Autódromo Internacional do Algarve

HGPCA F 1 PRE 1966 - RACE 2

22 - 25 October 2015

Autódromo Internacional Algarve - 4652 mtr.

Lap 1		Lap 2		Lap 3		Lap 4		Lap 5		Lap 6		Lap 7	
Nr.	Behind	Nr.	Behind	Nr.	Behind	Nr.	Behind	Nr.	Behind	Nr.	Behind	Nr.	Behind
Laptime	Laptime	Laptime	Laptime	Laptime	Laptime	Laptime	Laptime	Laptime	Laptime	Laptime	Laptime	Laptime	Laptime
2	2:47.616	3	2:46.232	22	2:46.877	22	3:04.272	22	3:02.714	3	2:44.384	22	2:46.313
3	0:457	2	1:074	3	1:045	3	1:111	3	0:371	22	0:001	31	2:211
31	1:476	22	1:971	2	2:313	2	2:209	2	1:058	31	1:042	2	7:782
66	2:244	31	3:063	66	2:372	31	2:824	31	2:060	2	4:310	3	2:54.641
22	2:911	66	3:472	31	3:046	66	4:721	66	2:729	66	5:795	66	2:49.844
37	5:788	37	13:005	47	21:215	47	25:368	47	26:040	47	34:283	5	1 LAP
71	8:693	47	14:960	37	21:371	37	26:549	37	28:969	19	35:412	41	1 LAP
21	9:641	21	15:632	19	21:674	19	27:131	19	29:566	21	35:697	45	1 LAP
248	9:726	71	15:660	71	22:567	71	28:139	71	30:830	75	40:533	21	37.279
47	10:296	19	16:037	21	23:829	21	28:724	21	31:244	37	42:012	19	39.174
19	10:428	248	17:796	248	23:977	248	29:716	248	32:307	42	42:051	47	39.826
75	11:568	75	18:613	75	24:466	75	30:627	75	33:498	248	43:029	75	41.547
42	12:159	42	19:255	42	26:251	42	31:050	42	33:536	71	47:676	42	46.160
34	13:522	34	23:444	34	35:393	34	37:651	34	38:441	34	48:110	248	2:50.423
73	18:255	73	26:676	73	37:197	73	38:914	73	40:993	73	50:282	37	2:51.912
27	20:027	27	32:949	8	1:20.080	8	1:30.311	8	1:36.421	8	1:56.342	34	2:58.965
5	34:071	8	1:00.945	5	1:37.342	5	2:01.541	5	2:23.249	8	3:04.676	73	58.554
41	38:615	5	1:03.188	41	1:45.927	41	2:08.984	41	2:28.347	73	3:04.676	73	2:59.382
45	41:739	41	1:10.560	45	1:50.388	45	2:10.521	45	2:30.069	45	3:22.262	71	3:03.367
8	42:552	45	1:14.266									8	2:16.338
													3:06.310

Algarve Classic Festival 2015

Autódromo Internacional do Algarve

22 - 25 October 2015

Autodromo Internacional Algarve - 4652 mtr.

Startgrid - HGPCA F 1 PRE 1966 - RACE 2

Start Time : 16:20 - Heat Duration: 25 Minutes


Pos	Nbr	Name	time	Pos	Nbr	Name	time
-----	-----	------	------	-----	-----	------	------

----- STARTLINE -----
Pole Left

1	22	Peter Horsman	2:03.341	Row 1	2	Rod Jolley	2:06.175
3	71	Alan Baillie	2:06.976	Row 2	4	Eddy Perk	2:07.606
5	91	Chris Drake	2:09.015	Row 3	6	Barry Cannell	2:09.861
7	31	Guillermo Fierro	2:09.934	Row 4	8	Sid Hoole	2:10.429
9	42	James Willis	2:10.923	Row 5	10	Peter Mullen	2:11.993
11	61	Rainer Ott	2:13.876	Row 6	12	248 Klaus Lehr	2:15.054
13	8	Tony Ditheridge	2:15.361	Row 7	14	47 Brian Jolliffe	2:15.770
15	75	Eddie McGuire	2:15.994	Row 8	16	21 Ian Nuthall	2:16.622
17	19	Paul Grant	2:17.067	Row 9	18	28 Graham Adelman	2:18.515
19	24	Charles McCabe	2:18.692	Row 10	20	34 John Bussey	2:19.432
21	27	Christian Dumolin	2:25.614	Row 11	22	45 Michel Baudoin	2:26.734
23	14	Malcolm Cook	2:27.342	Row 12	24	41 Brian Maile	2:30.974
25	73	Tom Dark	2:35.979	Row 13	26	5 Stephan Rettenmaier	2:38.094

Results and Laptimes : <https://livetiming.raceresults.nu/autodromodoalgarve>

Time Printed : 25-10-2015 - 12:03

Clerk of the Course	Steward	Timekeeper  Miguel C. Calado Glória
Page 1 of 1	Results remain provisional pending technical examination and decisions from the stewards of the meeting	

Algarve Classic Festival 2015

Autódromo Internacional do Algarve

Heat Statistics

Heat name	: HGPCA F 1 PRE 1966 - RACE 2		
Heat Date	: 25 October 2015		
Weather	:		
Circuit name	: Autodromo Internacional Algarve - 4652 mtr.		
Participants Started	: 20	Participants Classified	26
Participants Finished	: 19	Participants Not Classified	0
Participants Not Finished	: 7		
Green flag at	17:28:31	Heat recording start time	17:19:59
Finish flag waved at	17:48:32	Heat recording end time	17:52:55
Total time under Green	20:01	Total of All Laps in Heat	132
Number of cautions	1	Total time under Yellow	00:06:48
Number of code-60's	0	Total time under Code-60	00:00:00

Cautions/Code-60 history during the heat

#	Start time	End time	Duration	Comment
1	17:28:31	790	20:01.207	
2	17:36:01	17:42:50	6:48	

Summary of winners per class

Nbr	Name / Team name	Car	Cls	Fastest Laptime	In	Avg. Speed	Laps	Race Time
22	Peter Horsman	Lotus 18/21 P1	12	2:44.756	6	97.61	7	20:01.208
31	Guillermo Fierro	Maserati 250F 2501/2523	6	2:43.737	6	97.43	7	20:03.419
2	Rod Jolley	Cooper T45/51	7b	2:47.763	2	96.98	7	20:08.990
66	Sid Hoole	Cooper T66 F1	11	2:47.748	3	96.86	7	20:10.533
21	Ian Nuthall	Alta F2	5	2:47.896	7	94.67	7	20:38.487
47	Brian Jolliffe	Cooper T45	9	2:51.353	2	94.47	7	20:41.034
37	Eddy Perk	Heron F1	10	2:53.906	2	93.36	7	20:55.871
34	John Bussey	Cooper T43	7c	2:54.424	6	93.07	7	20:59.762
73	Tom Dark	Bugatti 73C	2	2:54.044	6	92.72	7	21:04.558

Leader history during the Heat

#	Nbr	Lap	to Lap	Name	Car
1	2	1	1	Rod Jolley	Cooper T45/51
2	3	2	2	Julian Bronson	Cooper T51
3	22	3	5	Peter Horsman	Lotus 18/21 P1
4	3	6	6	Julian Bronson	Cooper T51
5	22	7	7	Peter Horsman	Lotus 18/21 P1

Best Lap time history during the Heat

#	Nbr	lap time	in lap	Name	Car	time of day
1	3	2:46.232	2	Julian Bronson	Cooper T51	17:34:05
2	22	2:45.749	2	Peter Horsman	Lotus 18/21 P1	17:34:07
3	3	2:44.384	6	Julian Bronson	Cooper T51	17:45:46
4	31	2:43.737	6	Guillermo Fierro	Maserati 250F 2501/2523	17:45:47

Summary of best laptimes per class

Nbr	Name / Team name	Car	Cls	Fastest Laptime	In	Speed
71	Alan Baillie	Cooper T71/73	10	2:53.656	2	96.46
66	Sid Hoole	Cooper T66 F1	11	2:47.748	3	99.85

Algarve Classic Festival 2015

Autódromo Internacional do Algarve

Heat Statistics

Summary of best laptimes per class

Nbr	Name / Team name	Car	Cls	Fastest Laptime	In	Speed
22	Peter Horsman	Lotus 18/21 P1	12	2:44.756	6	101.67
73	Tom Dark	Bugatti 73C	2	2:54.044	6	96.24
75	Eddie McGuire	Cooper Bristol Mk1	5	2:47.328	7	100.10
31	Guillermo Fierro	Maserati 250F 2501/2523	6	2:43.737	6	102.30
3	Julian Bronson	Cooper T51	7b	2:44.384	6	101.90
34	John Bussey	Cooper T43	7c	2:54.424	6	96.03
42	James Willis	Cooper T45	9	2:50.423	7	98.29

Summary of number of laps in the lead

#	Nbr	Name	Car	# Laps in the lead
1	22	Peter Horsman	Lotus 18/21 P1	4
2	3	Julian Bronson	Cooper T51	2
3	2	Rod Jolley	Cooper T45/51	1