

11. - 13. August 2023 / Nürburgring, 4638 m

DMSB Reg.-No.: R-13897/23

R7/R8 - HGPCA Front/Rear Provisional Result Qualifying

Started: 35

Qualified: 31

Not Qualified: 4

Not Started: 0

Pos.	No.	Cl.	Entrant Team Driver, City, Nation, Licence	Car Sponsor-Card	Laps	Best time Interval	Average fasted lap GAP time
1	12	7b	Friedrichs Rudi, DEU	Cooper T53	6	1:59.945	139.204 kph 16:56:44
2	63	12	Kuiper Michel	Brabham BT4	10	2:00.267 00.322	138.831 kph 17:07:25 +00.322
3	99	10a	Mark Shaw, GBR	Lotus 21 937	5	2:01.795 01.850	137.089 kph 17:01:03 +01.528
4	50	11	Buhofer Philipp, CHE	BRM P261-2	9	2:01.948 02.003	136.917 kph 16:57:24 +00.153
5	14	11	Richard Wilson, GBR	Cooper T60	10	2:04.901 04.956	133.680 kph 17:16:37 +02.953
6	7	12	Blees Max, DEU	Brabham BT7A	10	2:05.370 05.425	133.180 kph 16:59:39 +00.469
7	75	10a	Morton Alex, GBR	Lotus 21 939/952	8	2:06.444 06.499	132.049 kph 17:14:49 +01.074
8	30	8	Shaw Mark	Scarab Offenhauser	4	2:06.872 06.927	131.604 kph 17:16:01 +00.428
9	34	6	Spiers John, GBR	Maserati 250F 2516	9	2:07.112 07.167	131.355 kph 17:14:22 +00.240
10	9	9	Daniell Mark, GBR	Cooper T45	11	2:08.012 08.067	130.432 kph 17:10:54 +00.900
11	66	11	Hoole Sid, GBR	Cooper T66 F1	9	2:08.097 08.152	130.345 kph 16:59:52 +00.085
12	4	6	Otto Josef Otto, DEU	Maserati 250F 2533 Picc	11	2:08.714 08.769	129.720 kph 17:13:12 +00.617
13	87	7b	Lees Tony, GBR	Cooper T53	8	2:09.208 09.263	129.224 kph 16:57:41 +00.494
14	136	10a	Staes Erik	Lotus 18/21 P2	3	2:09.426 09.481	129.007 kph 17:15:58 +00.218
15	56	6	Baker Brad, CAN	Maserati 250F 2521	11	2:09.709 09.764	128.725 kph 17:13:46 +00.283
16	44	10a	Bergs Klaus, DEU	Lotus 18 908	11	2:11.684 11.739	126.794 kph 17:17:49 +01.975
17	2	8	Jolley Rod, GBR	Lister Jaguar Monza GP	7	2:11.839 11.894	126.645 kph 17:00:09 +00.155
18	248	6	Lehr Klaus, DEU	Maserati 250F CM5	9	2:11.847 11.902	126.638 kph 17:00:06 +00.008
19	77	8	Owen Geraint	Kurtis 500C	9	2:12.072 12.127	126.422 kph 17:09:58 +00.225
20	91	7b	Oliver Huez, FRA	Cooper T51	10	2:15.285 15.340	123.419 kph 17:11:53 +03.213
21	32	5	Plante Guy, GBR	Cooper Bristol T23	10	2:15.689 15.744	123.052 kph 17:02:38 +00.404
22	19	5	Grant Paul, BEL	Cooper Bristol Mk 2	10	2:15.924 15.979	122.839 kph 17:17:17 +00.235
23	36	5	Staes Erik	Cooper Bristol Mk II	5	2:17.490 17.545	121.440 kph 17:00:47 +01.566

11. - 13. August 2023 / Nürburgring, 4638 m

DMSB Reg.-No.: R-13897/23

R7/R8 - HGPCA Front/Rear Provisional Result Qualifying

Started: 35



Qualified: 31

Not Qualified: 4

Not Started: 0

Pos.	No.	Cl.	Entrant Team Driver, City, Nation, Licence	Car Sponsor-Card	Laps	Best time Interval	Average fasted lap GAP	time
24	33	5	Phillips Chris, GBR	Cooper Bristol Mk II	10	2:19.480 19.535	+01.990	119.707 kph 17:17:05
25	92	7c	Banham Stephen, GBR	Cooper T45	10	2:20.298 20.353	+00.818	119.010 kph 17:17:23
26	11	5	Rettenmaier Jakob, DEU	Alta F2	9	2:24.276 24.331	+03.978	115.728 kph 17:08:26
27	37	3	Bäurle, DEU	Maserati 6CM	9	2:26.299 26.354	+02.023	114.128 kph 17:16:46
28	6	3	Rettenmaier Stephan, DEU	Maserati 6CM	8	2:29.553 29.608	+03.254	111.645 kph 17:09:10
29	45	7c	Ciers Hans	Cooper T45	9	2:30.227 30.282	+00.674	111.144 kph 17:14:32
30	27	6	Rettenmaier Klara, DEU	Maserati A6GCM	9	2:30.944 30.999	+00.717	110.616 kph 17:12:10
31	22	1	Gillett John, UK	MG K3	8	2:53.152 53.207	+22.208	96.429 kph 17:18:32
DNQ								
	13	7c	Streminski Albert, DEU	Emeryson F1	1	00.000		0.000 kph 16:51:10
	21	5	Nuthall Ian, GBR	Cooper Bristol MkII	2	00.000		0.000 kph 16:51:18
	28	8	McGuire Eddie	Scarab	0	00.000		16:53:25
	38	1	Rettenmaier Rebeca, DEU	Maserati 8C 3000	0	00.000		17:02:18

Required laps: 1

Race Director: 	Chief Timekeeper:  Thomas Kröner	Publication Time: 11.8.2023
---	---	--------------------------------

DNC = Did not classify | DNS = Did not start | DNQ = Did not qualify | DSQ = Disqualification

Subject to final scrutineering!



R7/R8 - HGPCA Front/Rear

Provisional Result Qualifying by class

Pos	No.	Cl.	Entrant Team Driver, City, Nation, Licence	Car Sponsor-Card	Laps	Best time Interval	Average fasted lap GAP	time
Class: 7b								
Started: 3	Qualified: 3	Not Qualified: 0	Not Started: 0					
1	12	7b	Friedrichs Rudi, DEU	Cooper T53	6	1:59.945	139.204 km/h / kph	16:56:44
Class: 12								
Started: 2	Qualified: 2	Not Qualified: 0	Not Started: 0					
1	63	12	Kuiper Michel	Brabham BT4	10	2:00.267	138.831 km/h / kph	17:07:25
Class: 10a								
Started: 4	Qualified: 4	Not Qualified: 0	Not Started: 0					
1	99	10a	Mark Shaw, GBR	Lotus 21 937	5	2:01.795	137.089 km/h / kph	17:01:03
Class: 11								
Started: 3	Qualified: 3	Not Qualified: 0	Not Started: 0					
1	50	11	Buhofer Philipp, CHE	BRM P261-2	9	2:01.948	136.917 km/h / kph	16:57:24
2	14	11	Richard Wilson, GBR	Cooper T60	10	2:04.901 02.953	133.680 km/h / kph	17:16:37 +02.953
Class: 12								
Started: 2	Qualified: 2	Not Qualified: 0	Not Started: 0					
2	7	12	Blees Max, DEU	Brabham BT7A	10	2:05.370 05.103	133.180 km/h / kph	16:59:39 +05.103
Class: 10a								
Started: 4	Qualified: 4	Not Qualified: 0	Not Started: 0					
2	75	10a	Morton Alex, GBR	Lotus 21 939/952	8	2:06.444 04.649	132.049 km/h / kph	17:14:49 +04.649
Class: 8								
Started: 4	Qualified: 3	Not Qualified: 1	Not Started: 0					
1	30	8	Shaw Mark	Scarab Offenhauser	4	2:06.872	131.604 km/h / kph	17:16:01
Class: 6								
Started: 5	Qualified: 5	Not Qualified: 0	Not Started: 0					
1	34	6	Spiers John, GBR	Maserati 250F 2516	9	2:07.112	131.355 km/h / kph	17:14:22
Class: 9								
Started: 1	Qualified: 1	Not Qualified: 0	Not Started: 0					
1	9	9	Daniell Mark, GBR	Cooper T45	11	2:08.012	130.432 km/h / kph	17:10:54

R7/R8 - HGPCA Front/Rear

Provisional Result Qualifying by class

Pos	No.	Cl.	Entrant Team Driver, City, Nation, Licence	Car Sponsor-Card	Laps	Best time Interval	Average fasted lap GAP	time
Class: 11								
Started: 3	Qualified: 3	Not Qualified: 0	Not Started: 0					
3	66	11	Hoole Sid, GBR	Cooper T66 F1	9	2:08.097 06.149	+03.196	130.345 km/h / kph 16:59:52
Class: 6								
Started: 5	Qualified: 5	Not Qualified: 0	Not Started: 0					
2	4	6	Otto Josef Otto, DEU	Maserati 250F 2533 Picc	11	2:08.714 01.602	+01.602	129.720 km/h / kph 17:13:12
Class: 7b								
Started: 3	Qualified: 3	Not Qualified: 0	Not Started: 0					
2	87	7b	Lees Tony, GBR	Cooper T53	8	2:09.208 09.263	+09.263	129.224 km/h / kph 16:57:41
Class: 10a								
Started: 4	Qualified: 4	Not Qualified: 0	Not Started: 0					
3	136	10a	Staes Erik	Lotus 18/21 P2	3	2:09.426 07.631	+02.982	129.007 km/h / kph 17:15:58
Class: 6								
Started: 5	Qualified: 5	Not Qualified: 0	Not Started: 0					
3	56	6	Baker Brad, CAN	Maserati 250F 2521	11	2:09.709 02.597	+00.995	128.725 km/h / kph 17:13:46
Class: 10a								
Started: 4	Qualified: 4	Not Qualified: 0	Not Started: 0					
4	44	10a	Bergs Klaus, DEU	Lotus 18 908	11	2:11.684 09.889	+02.258	126.794 km/h / kph 17:17:49
Class: 8								
Started: 4	Qualified: 3	Not Qualified: 1	Not Started: 0					
2	2	8	Jolley Rod, GBR	Lister Jaguar Monza GP	7	2:11.839 04.967	+04.967	126.645 km/h / kph 17:00:09
Class: 6								
Started: 5	Qualified: 5	Not Qualified: 0	Not Started: 0					
4	248	6	Lehr Klaus, DEU	Maserati 250F CM5	9	2:11.847 04.735	+02.138	126.638 km/h / kph 17:00:06
Class: 8								
Started: 4	Qualified: 3	Not Qualified: 1	Not Started: 0					
3	77	8	Owen Geraint	Kurtis 500C	9	2:12.072 05.200	+00.233	126.422 km/h / kph 17:09:58
Class: 7b								
Started: 3	Qualified: 3	Not Qualified: 0	Not Started: 0					
3	91	7b	Oliver Huez, FRA	Cooper T51	10	2:15.285 15.340	+06.077	123.419 km/h / kph 17:11:53

R7/R8 - HGPCA Front/Rear

Provisional Result Qualifying by class



Pos	No.	Cl.	Entrant Team Driver, City, Nation, Licence	Car Sponsor-Card	Laps	Best time Interval	Average fasted lap GAP	time
Class: 5								
Started: 6 Qualified: 5 Not Qualified: 1 Not Started: 0								
1	32	5	Plante Guy, GBR	Cooper Bristol T23	10	2:15.689		123.052 km/h / kph 17:02:38
2	19	5	Grant Paul, BEL	Cooper Bristol Mk 2	10	2:15.924 00.235	+00.235	122.839 km/h / kph 17:17:17
3	36	5	Staes Erik	Cooper Bristol Mk II	5	2:17.490 01.801	+01.566	121.440 km/h / kph 17:00:47
4	33	5	Phillips Chris, GBR	Cooper Bristol Mk II	10	2:19.480 03.791	+01.990	119.707 km/h / kph 17:17:05
Class: 7c								
Started: 3 Qualified: 2 Not Qualified: 1 Not Started: 0								
1	92	7c	Banham Stephen, GBR	Cooper T45	10	2:20.298		119.010 km/h / kph 17:17:23
Class: 5								
Started: 6 Qualified: 5 Not Qualified: 1 Not Started: 0								
5	11	5	Rettenmaier Jakob, DEU	Alta F2	9	2:24.276 08.587	+04.796	115.728 km/h / kph 17:08:26
Class: 3								
Started: 2 Qualified: 2 Not Qualified: 0 Not Started: 0								
1	37	3	Bäurle , DEU	Maserati 6CM	9	2:26.299		114.128 km/h / kph 17:16:46
2	6	3	Rettenmaier Stephan, DEU	Maserati 6CM	8	2:29.553 03.254	+03.254	111.645 km/h / kph 17:09:10
Class: 7c								
Started: 3 Qualified: 2 Not Qualified: 1 Not Started: 0								
2	45	7c	Ciers Hans	Cooper T45	9	2:30.227 09.929	+09.929	111.144 km/h / kph 17:14:32
Class: 6								
Started: 5 Qualified: 5 Not Qualified: 0 Not Started: 0								
5	27	6	Rettenmaier Klara, DEU	Maserati A6GCM	9	2:30.944 23.832	+19.097	110.616 km/h / kph 17:12:10
Class: 1								
Started: 2 Qualified: 1 Not Qualified: 1 Not Started: 0								
1	22	1	Gillett John, UK	MG K3	8	2:53.152		96.429 km/h / kph 17:18:32
Class: 7c								
DNQ								
Started: 3 Qualified: 2 Not Qualified: 1 Not Started: 0								
	13	7c	Streminski Albert, DEU	Emeryson F1	1	00.000		0.000 km/h / kph 16:51:10

R7/R8 - HGPCA Front/Rear

Provisional Result Qualifying by class

Pos	No.	Cl.	Entrant Team Driver, City, Nation, Licence	Car Sponsor-Card	Laps	Best time Interval	Average fasted lap GAP time
Class: 5							
Started: 6	Qualified: 5	Not Qualified: 1	Not Started: 0				
21	5	Nuthall Ian, GBR		Cooper Bristol MkII	2	00.000	0.000 km/h / kph 16:51:18
Class: 8							
Started: 4	Qualified: 3	Not Qualified: 1	Not Started: 0				
28	8	McGuire Eddie		Scarab	0	00.000	16:53:25
Class: 1							
Started: 2	Qualified: 1	Not Qualified: 1	Not Started: 0				
38	1	Rettenmaier Rebeca, DEU		Maserati 8C 3000	0	00.000	17:02:18

Required laps: 1

Race Director: 	Chief Timekeeper:  Thomas Kröner	Publication Time: 11.8.2023
---	---	--------------------------------

DNC = Did not classify | DNS = Did not start | DNQ = Did not qualify | DSQ = Disqualification

Subject to final scrutineering!



R7/R8 - HGPCA Front/Rear

Lap by Lap Qualifying

No		Entrant		Driver											
2		Jolley Rod													
2:18.027	1	2:14.302	2	2:11.839	3	2:12.854	4	2:12.580	5	2:14.334	6	2:30.916	pit		
4		Otto Josef Otto													
2:12.912	1	2:11.482	2	2:11.837	3	2:13.431	4	2:11.616	5	2:10.497	6	2:10.344	7	2:10.421	8
2:08.714	9	2:09.575	10	2:10.162	11										
6		Rettenmaier Stephan													
2:33.193	1	2:33.988	2	2:32.866	3	2:32.185	4	2:30.023	5	2:29.553	6	2:30.069	7	2:41.366	pit
7		Blees Max													
2:13.423	1	2:05.979	2	2:05.370	3	2:06.809	4	2:17.183	pit	3:17.537	6	2:07.845	7	2:08.006	8
2:05.757	9	2:23.861	pit												
9		Daniell Mark													
2:17.945	1	2:13.280	2	2:11.272	3	2:11.076	4	2:09.174	5	2:10.512	6	2:09.343	7	2:08.012	8
2:09.164	9	2:08.233	10	2:13.606	11										
11		Rettenmaier Jakob													
2:27.058	1	2:25.262	2	2:28.550	3	2:24.913	4	2:25.917	5	2:24.276	6	2:24.676	7	2:41.531	pit
3:32.332	9														
12		Friedrichs Rudi													
2:00.028	1	1:59.945	2	2:00.508	3	2:00.383	4	2:01.273	5	2:14.501	pit				
13		Streminski Albert													
4:08.299	pit														
14		Richard Wilson													
4:04.426	1	2:06.931	2	2:09.123	3	2:06.229	4	2:06.139	5	2:07.639	6	2:11.470	7	2:17.495	8
2:11.277	9	2:04.901	10												
19		Grant Paul													
2:24.286	1	2:18.796	2	2:18.845	3	2:19.284	4	2:17.808	5	2:16.911	6	2:18.182	7	2:18.180	8
2:17.948	9	2:15.924	10												
21		Nuthall Ian													
9:57.919	pit	6:16.907	pit												
22		Gillett John													
3:03.103	1	3:03.256	2	3:01.176	3	3:02.185	4	3:00.401	5	3:12.141	6	2:55.819	7	2:53.152	8
27		Rettenmaier Klara													
2:41.999	1	2:38.551	2	2:34.547	3	2:35.512	4	2:32.457	5	2:33.860	6	2:30.944	7	2:36.123	8
2:32.075	9														
28		McGuire Eddie													
2:42.534	1														
30		Shaw Mark													
2:12.121	1	2:10.721	2	2:07.680	3	2:06.872	4								
32		Plante Guy													
2:20.874	1	2:17.759	2	2:17.182	3	2:15.689	4	2:18.072	5	2:17.035	6	2:17.065	7	2:16.310	8
2:18.072	9	2:18.557	10												
33		Phillips Chris													
2:24.205	1	2:21.287	2	2:20.816	3	2:21.045	4	2:21.563	5	2:19.797	6	2:20.636	7	2:22.589	8

R7/R8 - HGPCA Front/Rear

Lap by Lap Qualifying

No		Entrant		Driver											
2:23.190	9	2:19.480	10												
34 Spiers John															
2:12.001	1	2:09.143	2	2:09.388	3	2:08.103	4	2:28.947	pit	5:43.834	6	2:11.420	7	2:07.112	8
2:29.015	pit														
36 Staes Erik															
2:20.176	1	2:18.895	2	2:17.490	3	2:17.661	4	2:29.683	pit						
37 Bäurle															
2:35.361	1	2:33.453	2	2:32.608	3	2:29.867	4	2:29.965	5	2:31.800	6	2:26.969	7	2:28.297	8
2:26.299	9														
44 Bergs Klaus															
2:19.368	1	2:15.758	2	2:14.138	3	2:14.112	4	2:13.434	5	2:11.978	6	2:13.725	7	2:12.192	8
2:15.397	9	2:11.808	10	2:11.684	11										
45 Ciers Hans															
2:43.070	1	2:37.954	2	2:36.502	3	2:32.569	4	2:35.017	5	2:32.965	6	2:32.018	7	2:30.227	8
2:35.993	9														
50 Buhofer Philipp															
2:06.536	1	2:01.948	2	2:02.720	3	2:06.679	4	2:03.978	5	2:02.257	6	2:03.317	7	2:04.050	8
2:24.655	pit														
56 Baker Brad															
2:15.485	1	2:15.483	2	2:10.357	3	2:10.769	4	2:11.664	5	2:14.186	6	2:15.046	7	2:15.563	8
2:09.709	9	2:10.548	10	2:44.502	pit										
63 Kuiper Michel															
2:03.270	1	2:01.061	2	2:01.216	3	2:00.710	4	2:02.003	5	2:02.138	6	2:00.267	7	2:05.648	8
2:14.943	pit	4:31.540	10												
66 Hoole Sid															
2:13.670	1	2:09.720	2	2:08.097	3	2:09.682	4	2:10.858	5	2:11.603	6	2:08.641	7	2:09.596	8
2:40.595	pit														
75 Morton Alex															
2:48.918	1	2:52.856	2	2:57.642	pit	6:10.436	4	2:07.521	5	2:07.074	6	2:06.444	7	2:08.786	8
77 Owen Geraint															
2:32.254	1	2:18.530	2	2:16.078	3	2:13.161	4	2:13.197	5	2:13.758	6	2:12.072	7	2:12.450	8
2:44.144	pit														
87 Lees Tony															
2:13.496	1	2:09.208	2	2:09.852	3	2:11.863	4	2:11.426	5	2:10.988	6	2:09.310	7	2:25.960	pit
91 Oliver Huez															
2:22.040	1	2:22.070	2	2:22.454	3	2:20.167	4	2:18.461	5	2:16.668	6	2:16.576	7	2:15.285	8
2:15.675	9	2:15.608	10												
92 Banham Stephen															
2:24.100	1	2:22.610	2	2:21.250	3	2:20.897	4	2:25.145	5	2:27.510	6	2:24.097	7	2:22.974	8
2:22.055	9	2:20.298	10												
99 Mark Shaw															
2:01.967	1	2:08.262	2	2:03.121	3	2:01.795	4	2:13.943	pit						

50.ter Oldtimer-Grand-Prix

Veranstaltergemeinschaft Historic Race Events GmbH und
C.H.R.S.N. Sport GmbH, Emsstr. 6, 49134 Wallenhorst

11. - 13. August 2023 / Nürburgring, 4638 m

DMSB Reg.-No.: R-13897/23

R7/R8 - HGPCA Front/Rear

Lap by Lap Qualifying

No Entrant				Driver			
136				Staes Erik			
2:16.606	1	2:12.256	2	2:09.426	3		
248				Lehr Klaus			
2:15.931	1	2:12.732	2	2:11.847	3	2:15.277	4
						2:12.011	5
						2:23.373	pit
						5:25.998	7
						2:13.163	8
2:13.969	9						

R7/R8 - HGPCA Front/Rear

Sector-Times Qualifying

2 Jolley

theoretical besttime: 2:11.419

Lap	Time	S1	S2	S3	Lap	Time	S1	S2	S3
1	2:18.027	56.672	56.777	24.578	5	2:12.580	52.659	55.829	24.092
2	2:14.302	54.530	55.629	24.143	6	2:14.334	52.332	57.788	24.214
3	2:11.839	51.813	56.049	23.977	7	2:30.916	52.041	56.505	
4	2:12.854	52.222	56.245	24.387					

4 Otto

theoretical besttime: 2:08.448

Lap	Time	S1	S2	S3	Lap	Time	S1	S2	S3
1	2:12.912	52.767	55.680	24.465	7	2:10.344	51.797	54.984	23.563
2	2:11.482	52.343	55.192	23.947	8	2:10.421	52.527	54.129	23.765
3	2:11.837	52.128	55.219	24.490	9	2:08.714	50.756	54.183	23.775
4	2:13.431	53.261	56.127	24.043	10	2:09.575	50.848	54.707	24.020
5	2:11.616	52.461	54.925	24.230	11	2:10.162	51.013	55.056	24.093
6	2:10.497	51.659	54.739	24.099					

6 Rettenmaier

theoretical besttime: 2:29.005

Lap	Time	S1	S2	S3	Lap	Time	S1	S2	S3
1	2:33.193	1:01.209	1:04.329	27.655	5	2:30.023	59.825	1:02.931	27.267
2	2:33.988	1:01.259	1:04.951	27.778	6	2:29.553	59.649	1:02.887	27.017
3	2:32.866	1:00.584	1:04.338	27.944	7	2:30.069	59.313	1:03.182	27.574
4	2:32.185	59.724	1:04.193	28.268	8	2:41.366	59.101	1:04.450	

7 BleeS

theoretical besttime: 2:03.748

Lap	Time	S1	S2	S3	Lap	Time	S1	S2	S3
1	2:13.423	55.477	54.674	23.272	6	3:17.537	1:49.609	1:02.082	25.846
2	2:05.979	50.990	52.657	22.332	7	2:07.845	51.451	52.637	23.757
3	2:05.370	50.546	52.261	22.563	8	2:08.006	49.990	53.859	24.157
4	2:06.809	49.752	52.834	24.223	9	2:05.757	50.829	52.319	22.609
5	2:17.183	50.101	52.367		10	2:23.861	49.155	53.236	

9 Daniell

theoretical besttime: 2:07.289

Lap	Time	S1	S2	S3	Lap	Time	S1	S2	S3
1	2:17.945	55.980	56.562	25.403	7	2:09.343	52.033	53.943	23.367
2	2:13.280	54.633	54.754	23.893	8	2:08.012	51.218	53.193	23.601
3	2:11.272	52.065	55.289	23.918	9	2:09.164	51.105	53.575	24.484
4	2:11.076	52.976	54.417	23.683	10	2:08.233	51.121	53.715	23.397
5	2:09.174	51.206	54.321	23.647	11	2:13.606	50.729	54.710	28.167
6	2:10.512	51.749	54.836	23.927					

11 Rettenmaier

theoretical besttime: 2:23.335

Lap	Time	S1	S2	S3	Lap	Time	S1	S2	S3
1	2:27.058	58.267	1:01.344	27.447	6	2:24.276	56.804	1:00.740	26.732
2	2:25.262	57.491	1:00.746	27.025	7	2:24.676	57.527	1:00.910	26.239
3	2:28.550	57.460	1:02.298	28.792	8	2:41.531	58.622	1:04.203	
4	2:24.913	57.006	1:00.292	27.615	9	3:32.332	2:01.388	1:04.278	26.666
5	2:25.917	57.391	1:00.772	27.754					

R7/R8 - HGPCA Front/Rear
Sector-Times Qualifying
12 Friedrichs theoretical besttime: 1:59.469

Lap	Time	S1	S2	S3	Lap	Time	S1	S2	S3
1	2:00.028	47.509	50.786	21.733	4	2:00.383	47.024	50.718	22.641
2	1:59.945	47.315	50.712	21.918	5	2:01.273	48.295	50.806	22.172
3	2:00.508	47.571	51.144	21.793	6	2:14.501	47.289	52.601	

13 Streminski theoretical besttime:

Lap	Time	S1	S2	S3	Lap	Time	S1	S2	S3
1	4:08.299	2:29.473	1:02.410						

14 Richard theoretical besttime: 2:04.834

Lap	Time	S1	S2	S3	Lap	Time	S1	S2	S3
1	4:04.426	1:35.452	2:03.790	25.184	6	2:07.639	51.153	52.802	23.684
2	2:06.931	50.411	53.574	22.946	7	2:11.470	50.411	56.932	24.127
3	2:09.123	50.806	54.473	23.844	8	2:17.495	52.888	1:00.236	24.371
4	2:06.229	50.266	53.290	22.673	9	2:11.277	51.455	56.895	22.927
5	2:06.139	50.104	53.453	22.582	10	2:04.901	49.797	52.869	22.235

19 Grant theoretical besttime: 2:15.651

Lap	Time	S1	S2	S3	Lap	Time	S1	S2	S3
1	2:24.286	57.645	1:00.298	26.343	6	2:16.911	54.425	57.410	25.076
2	2:18.796	55.152	57.785	25.859	7	2:18.182	54.119	58.121	25.942
3	2:18.845	55.166	57.664	26.015	8	2:18.180	55.101	57.895	25.184
4	2:19.284	55.822	58.137	25.325	9	2:17.948	54.895	57.515	25.538
5	2:17.808	55.153	57.546	25.109	10	2:15.924	54.029	56.546	25.349

21 Nuthall theoretical besttime:

Lap	Time	S1	S2	S3	Lap	Time	S1	S2	S3
2	9:57.919	7:43.963	1:27.299		3	6:16.907	4:15.058	1:22.425	

22 Gillett theoretical besttime: 2:53.152

Lap	Time	S1	S2	S3	Lap	Time	S1	S2	S3
1	3:03.103	1:11.831	1:17.110	34.162	5	3:00.401	1:12.446	1:15.150	32.805
2	3:03.256	1:10.169	1:19.308	33.779	6	3:12.141	1:15.936	1:21.764	34.441
3	3:01.176	1:11.214	1:16.738	33.224	7	2:55.819	1:09.187	1:14.882	31.750
4	3:02.185	1:11.996	1:16.174	34.015	8	2:53.152	1:08.755	1:12.655	31.742

27 Rettenmaier theoretical besttime: 2:30.210

Lap	Time	S1	S2	S3	Lap	Time	S1	S2	S3
1	2:41.999	1:04.025	1:08.435	29.539	6	2:33.860	59.669	1:05.304	28.887
2	2:38.551	1:03.802	1:05.984	28.765	7	2:30.944	1:00.403	1:02.635	27.906
3	2:34.547	1:01.625	1:04.482	28.440	8	2:36.123	1:00.992	1:04.717	30.414
4	2:35.512	1:00.723	1:05.486	29.303	9	2:32.075	1:00.387	1:03.036	28.652
5	2:32.457	1:00.092	1:03.750	28.615					

28 McGuire theoretical besttime:

Lap	Time	S1	S2	S3	Lap	Time	S1	S2	S3
1	2:42.534								

30 Shaw theoretical besttime: 2:06.872

Lap	Time	S1	S2	S3	Lap	Time	S1	S2	S3
1	2:12.121	52.758	55.086	24.277	3	2:07.680	51.101	53.470	23.109
2	2:10.721	52.214	54.300	24.207	4	2:06.872	50.382	53.402	23.088

R7/R8 - HGPCA Front/Rear
Sector-Times Qualifying
32 Plante
theoretical besttime: 2:15.275

Lap	Time	S1	S2	S3	Lap	Time	S1	S2	S3
1	2:20.874	55.702	59.151	26.021	6	2:17.035	54.317	57.315	25.403
2	2:17.759	54.765	57.369	25.625	7	2:17.065	53.239	58.205	25.621
3	2:17.182	54.000	57.106	26.076	8	2:16.310	53.546	57.027	25.737
4	2:15.689	53.653	56.797	25.239	9	2:18.072	53.941	58.803	25.328
5	2:18.072	54.605	57.971	25.496	10	2:18.557	54.262	57.960	26.335

33 Phillips
theoretical besttime: 2:18.515

Lap	Time	S1	S2	S3	Lap	Time	S1	S2	S3
1	2:24.205	58.021	59.286	26.898	6	2:19.797	55.725	58.380	25.692
2	2:21.287	56.903	58.725	25.659	7	2:20.636	55.828	58.855	25.953
3	2:20.816	57.156	58.241	25.419	8	2:22.589	56.421	1:00.060	26.108
4	2:21.045	57.636	57.999	25.410	9	2:23.190	55.892	58.229	29.069
5	2:21.563	55.701	1:00.229	25.633	10	2:19.480	55.106	58.455	25.919

34 Spiers
theoretical besttime: 2:06.799

Lap	Time	S1	S2	S3	Lap	Time	S1	S2	S3
1	2:12.001	52.880	54.900	24.221	6	5:43.834	4:22.473	56.125	25.236
2	2:09.143	51.634	53.807	23.702	7	2:11.420	50.967	54.446	26.007
3	2:09.388	51.886	53.771	23.731	8	2:07.112	50.540	53.372	23.200
4	2:08.103	50.227	54.017	23.859	9	2:29.015	55.551	57.278	
5	2:28.947	50.935	54.918						

36 Staes
theoretical besttime: 2:17.092

Lap	Time	S1	S2	S3	Lap	Time	S1	S2	S3
1	2:20.176	56.787	57.586	25.803	4	2:17.661	54.539	57.655	25.467
2	2:18.895	54.795	58.641	25.459	5	2:29.683	54.159	1:00.374	
3	2:17.490	54.358	57.474	25.658					

37 Bäurle
theoretical besttime: 2:25.897

Lap	Time	S1	S2	S3	Lap	Time	S1	S2	S3
1	2:35.361	1:01.919	1:04.710	28.732	6	2:31.800	58.271	1:05.848	27.681
2	2:33.453	1:00.108	1:04.221	29.124	7	2:26.969	57.853	1:02.327	26.789
3	2:32.608	59.958	1:04.199	28.451	8	2:28.297	58.267	1:01.382	28.648
4	2:29.867	57.726	1:03.813	28.328	9	2:26.299	57.967	1:01.390	26.942
5	2:29.965	59.164	1:03.651	27.150					

44 Bergs
theoretical besttime: 2:11.242

Lap	Time	S1	S2	S3	Lap	Time	S1	S2	S3
1	2:19.368	55.879	58.224	25.265	7	2:13.725	52.873	56.384	24.468
2	2:15.758	53.804	56.389	25.565	8	2:12.192	52.251	55.374	24.567
3	2:14.138	53.763	55.948	24.427	9	2:15.397	53.053	57.342	25.002
4	2:14.112	53.346	55.547	25.219	10	2:11.808	52.441	55.183	24.184
5	2:13.434	52.508	55.853	25.073	11	2:11.684	52.320	54.807	24.557
6	2:11.978	52.365	55.230	24.383					

R7/R8 - HGPCA Front/Rear

Sector-Times Qualifying

45 Ciers

theoretical besttime: 2:30.227

Lap	Time	S1	S2	S3	Lap	Time	S1	S2	S3
1	2:43.070	1:06.245	1:05.926	30.899	6	2:32.965	1:00.423	1:03.461	29.081
2	2:37.954	1:02.535	1:02.971	32.448	7	2:32.018	1:01.074	1:03.327	27.617
3	2:36.502	1:02.439	1:04.821	29.242	8	2:30.227	1:00.096	1:02.700	27.431
4	2:32.569	1:00.719	1:03.959	27.891	9	2:35.993	1:00.360	1:08.024	27.609
5	2:35.017	1:01.328	1:05.910	27.779					

50 Buhofer

theoretical besttime: 2:00.874

Lap	Time	S1	S2	S3	Lap	Time	S1	S2	S3
1	2:06.536	50.981	53.312	22.243	6	2:02.257	49.286	51.095	21.876
2	2:01.948	48.818	50.660	22.470	7	2:03.317	48.338	52.528	22.451
3	2:02.720	49.118	51.447	22.155	8	2:04.050	49.634	52.142	22.274
4	2:06.679	51.215	52.840	22.624	9	2:24.655	50.622	58.338	
5	2:03.978	49.608	52.304	22.066					

56 Baker

theoretical besttime: 2:08.992

Lap	Time	S1	S2	S3	Lap	Time	S1	S2	S3
1	2:15.485	55.809	55.526	24.150	7	2:15.046	51.592	59.203	24.251
2	2:15.483	51.838	57.467	26.178	8	2:15.563	53.527	57.204	24.832
3	2:10.357	52.371	53.894	24.092	9	2:09.709	51.824	54.184	23.701
4	2:10.769	52.148	55.040	23.581	10	2:10.548	52.305	53.843	24.400
5	2:11.664	52.903	54.903	23.858	11	2:44.502	1:01.387	57.921	
6	2:14.186	51.568	58.895	23.723					

63 Kuiper

theoretical besttime: 1:59.507

Lap	Time	S1	S2	S3	Lap	Time	S1	S2	S3
1	2:03.270	50.106	51.355	21.809	6	2:02.138	47.290	51.053	23.795
2	2:01.061	48.268	50.796	21.997	7	2:00.267	47.384	50.893	21.990
3	2:01.216	47.590	51.259	22.367	8	2:05.648	49.955	52.811	22.882
4	2:00.710	48.317	50.972	21.421	9	2:14.943	48.229	54.016	
5	2:02.003	47.752	51.345	22.906	10	4:31.540	3:15.724	52.312	23.504

66 Hoole

theoretical besttime: 2:07.201

Lap	Time	S1	S2	S3	Lap	Time	S1	S2	S3
1	2:13.670	53.863	55.539	24.268	6	2:11.603	51.741	54.592	25.270
2	2:09.720	51.199	54.545	23.976	7	2:08.641	50.626	54.116	23.899
3	2:08.097	50.918	53.643	23.536	8	2:09.596	50.884	55.053	23.659
4	2:09.682	50.022	55.671	23.989	9	2:40.595	55.146	1:00.572	
5	2:10.858	50.682	55.817	24.359					

75 Morton

theoretical besttime: 2:05.641

Lap	Time	S1	S2	S3	Lap	Time	S1	S2	S3
1	2:48.918	1:08.580	1:11.203	29.135	5	2:07.521	50.970	53.352	23.199
2	2:52.856	1:10.861	1:11.823	30.172	6	2:07.074	50.074	53.469	23.531
3	2:57.642	1:07.042	1:12.511		7	2:06.444	50.877	52.615	22.952
4	6:10.436	4:53.134	53.933	23.369	8	2:08.786	51.874	53.820	23.092

11. - 13. August 2023 / Nürburgring, 4638 m

DMSB Reg.-No.: R-13897/23

R7/R8 - HGPCA Front/Rear Sector-Times Qualifying

77 Owen

theoretical besttime: 2:11.160

Lap	Time	S1	S2	S3	Lap	Time	S1	S2	S3
1	2:32.254	1:02.057	1:03.403	26.794	6	2:13.758	51.565	57.372	24.821
2	2:18.530	54.936	58.699	24.895	7	2:12.072	51.863	56.101	24.108
3	2:16.078	53.163	58.000	24.915	8	2:12.450	52.250	55.849	24.351
4	2:13.161	52.850	56.021	24.290	9	2:44.144	58.074	1:06.719	
5	2:13.197	51.376	55.676	26.145					

87 Lees

theoretical besttime: 2:07.646

Lap	Time	S1	S2	S3	Lap	Time	S1	S2	S3
1	2:13.496	54.280	55.384	23.832	5	2:11.426	51.082	55.517	24.827
2	2:09.208	50.597	54.373	24.238	6	2:10.988	52.079	54.353	24.556
3	2:09.852	49.765	55.568	24.519	7	2:09.310	51.275	54.049	23.986
4	2:11.863	51.046	56.770	24.047	8	2:25.960	50.334	56.313	

91 Oliver

theoretical besttime: 2:13.877

Lap	Time	S1	S2	S3	Lap	Time	S1	S2	S3
1	2:22.040	55.772	59.319	26.949	6	2:16.668	54.133	56.922	25.613
2	2:22.070	57.171	58.293	26.606	7	2:16.576	53.083	58.357	25.136
3	2:22.454	55.527	1:00.039	26.888	8	2:15.285	53.473	56.930	24.882
4	2:20.167	54.968	59.331	25.868	9	2:15.675	53.346	57.290	25.039
5	2:18.461	54.282	58.598	25.581	10	2:15.608	52.231	56.764	26.613

92 Banham

theoretical besttime: 2:19.245

Lap	Time	S1	S2	S3	Lap	Time	S1	S2	S3
1	2:24.100	57.640	59.817	26.643	6	2:27.510	1:00.316	59.730	27.464
2	2:22.610	56.845	59.379	26.386	7	2:24.097	55.936	1:01.539	26.622
3	2:21.250	56.712	58.053	26.485	8	2:22.974	55.230	59.258	28.486
4	2:20.897	56.518	58.228	26.151	9	2:22.055	55.788	59.917	26.350
5	2:25.145	55.910	1:01.906	27.329	10	2:20.298	55.678	58.658	25.962

99 Mark

theoretical besttime: 2:01.684

Lap	Time	S1	S2	S3	Lap	Time	S1	S2	S3
1	2:01.967	48.937	51.047	21.983	4	2:01.795	48.654	51.066	22.075
2	2:08.262	51.792	54.027	22.443	5	2:13.943	50.023	54.224	
3	2:03.121	48.958	51.605	22.558					

136 Staes

theoretical besttime: 2:09.426

Lap	Time	S1	S2	S3	Lap	Time	S1	S2	S3
1	2:16.606	54.444	57.331	24.831	3	2:09.426	50.847	54.458	24.121
2	2:12.256	53.162	54.747	24.347					

248 Lehr

theoretical besttime: 2:11.457

Lap	Time	S1	S2	S3	Lap	Time	S1	S2	S3
1	2:15.931	53.559	57.044	25.328	6	2:23.373	52.508	57.289	
2	2:12.732	52.155	56.018	24.559	7	5:25.998	3:59.655	1:01.285	25.058
3	2:11.847	52.344	55.285	24.218	8	2:13.163	52.574	55.924	24.665
4	2:15.277	53.809	56.795	24.673	9	2:13.969	53.560	56.046	24.363
5	2:12.011	52.414	55.084	24.513					

11. - 13. August 2023 / Nürburgring, 4638 m

DMSB Reg.-No.: R-13897/23

R7/R8 - HGPCA Front/Rear

Starting Grid Race - Amended

13 Albert Streminski 31. Emeryson F1	16	
21 Ian Nuthall 29. Cooper Bristol MkII	15	28 Eddie McGuire 30. Scarab
22 John Gillett 27. MG K3	14	10 Will Nuthall 28. Cooper T53
45 Hans Ciers 25. Cooper T45	13	27 Klara Rettenmaier 26. Maserati A6GCM
37 Bäurle 23. Maserati 6CM	12	6 Stephan Rettenmaier 24. Maserati 6CM
33 Chris Phillips 21. Cooper Bristol Mk II	11	92 Stephen Banham 22. Cooper T45
32 Guy Plante 19. Cooper Bristol T23	10	19 Paul Grant 20. Cooper Bristol Mk 2
77 Geraint Owen 17. Kurtis 500C	9	91 Oliver Huez 18. Cooper T51
2 Rod Jolley 15. Lister Jaguar Monza GP	8	248 Klaus Lehr 16. Maserati 250F CM5
56 Brad Baker 13. Maserati 250F 2521	7	44 Klaus Bergs 14. Lotus 18 908
87 Tony Lees 11. Cooper T53	6	136 Erik Staes 12. Lotus 18/21 P2
66 Sid Hoole 9. Cooper T66 F1	5	4 Josef Otto Otto 10. Maserati 250F 2533 Piccolo
34 John Spiers 7. Maserati 250F 2516	4	9 Mark Daniell 8. Cooper T45
7 Max Blees 5. Brabham BT7A	3	75 Alex Morton 6. Lotus 21 939/952
99 Mark Shaw 3. Lotus 21 937	2	50 Philipp Buhofer 4. BRM P261-2
12 Rudi Friedrichs 1. Cooper T53	1	63 Michel Kuiper 2. Brabham BT4



50.ter Oldtimer-Grand-Prix



Veranstaltergemeinschaft Historic Race Events GmbH und
C.H.R.S.N. Sport GmbH, Emsstr. 6, 49134 Wallenhorst

11. - 13. August 2023 / Nürburgring, 4638 m

DMSB Reg.-No.: R-13897/23

R7/R8 - HGPCA Front/Rear

Starting Grid Race - Amended

Steward:  Harry Stüber	Steward:  Frank Küper	Steward:  Ingo Güß	Publication Time: 13.8.2023
--	---	---	---



R7/R8 - HGPCA Front/Rear

Final Result Race

Started: 30

Classified: 26

Not Classified: 4

Not Started: 1

Pos.	No.	Cl.	Entrant Team Driver, City, Nation, Licence	Car Sponsor-Card	Laps	Total time Intervall	GAP	Fastest Lap Average total	in Lap
1	10	7b	Nuthall Will, GBR	Cooper T53	13	26:27.954		1:58.694 136.691 kph	5
2	99	10a	Shaw Mark, GBR	Lotus 21 937	13	26:28.126 00.172	+00.172	136.676 kph	13
3	63	12	Kuiper Michel	Brabham BT4	13	26:39.398 11.444	+11.272	2:01.060 135.713 kph	8
4	7	12	Blees Max, DEU	Brabham BT7A	13	27:15.808 47.854	+36.410	2:02.908 132.692 kph	5
5	75	10a	Morton Alex, GBR	Lotus 21 939/952	13	27:21.922 53.968	+06.114	2:04.664 132.198 kph	2
6	9	9	Daniell Mark, GBR	Cooper T45	13	27:38.191 1:10.237	+16.269	2:05.107 130.901 kph	9
7	66	11	Hoole Sid, GBR	Cooper T66 F1	13	27:44.199 1:16.245	+06.008	2:05.152 130.428 kph	3
8	34	6	Spiers John, GBR	Maserati 250F 2516	13	27:52.344 1:24.390	+08.145	2:05.466 129.793 kph	3
9	77	8	Owen Geraint	Kurtis 500C	13	28:22.231 1:54.277	+29.887	2:08.736 127.514 kph	6
10	4	6	Otto Josef Otto, DEU	Maserati 250F 2533	13	28:26.454 1:58.500	+04.223	2:09.364 127.199 kph	6
11	136	10a	Staes Erik	Lotus 18/21 P2	13	28:26.762 1:58.808	+00.308	2:09.358 127.176 kph	10
12	28	8	McGuire Eddie	Scarab	13	28:27.422 1:59.468	+00.660	2:07.460 127.126 kph	12
13	56	6	Baker Brad, CAN	Maserati 250F 2521	13	28:28.379 2:00.425	+00.957	2:09.430 127.055 kph	10
14	2	8	Jolley Rod, GBR	Lister Jaguar Monza	13	28:34.978 2:07.024	+06.599	2:08.220 126.566 kph	2
15	44	10a	Bergs Klaus, DEU	Lotus 18 908	12	26:43.735 1 Runde	+1 Runde	2:11.362 124.934 kph	10
16	21	5	Nuthall Ian, GBR	Cooper Bristol MkII	12	27:01.650 1 Runde	+17.915	2:11.935 123.554 kph	11
17	19	5	Grant Paul, BEL	Cooper Bristol Mk 2	12	27:01.953 1 Runde	+00.303	2:12.911 123.531 kph	12
18	248	6	Lehr Klaus, DEU	Maserati 250F CM5	12	27:09.510 1 Runde	+07.557	2:11.566 122.958 kph	4
19	32	5	Plante Guy, GBR	Cooper Bristol T23	12	27:34.044 1 Runde	+24.534	2:15.026 121.134 kph	2
20	33	5	Phillips Chris, GBR	Cooper Bristol Mk II	12	27:55.859 1 Runde	+21.815	2:17.582 119.558 kph	3
21	92	7c	Banham Stephen, GBR	Cooper T45	12	27:56.614 1 Runde	+00.755	2:17.544 119.504 kph	3
22	37	3	Bäurle , DEU	Maserati 6CM	11	27:36.040 2 Runden	+1 Runde	2:26.438 110.906 kph	10
23	27	6	Rettenmaier Klara, DEU	Maserati A6GCM	11	27:48.989 2 Runden	+12.949	2:28.462 110.046 kph	5

R7/R8 - HGPCA Front/Rear

Final Result Race

Started: 30




Classified: 26

Not Classified: 4

Not Started: 1

Pos.	No.	Cl.	Entrant Team Driver, City, Nation, Licence	Car Sponsor-Card	Laps	Total time Intervall	GAP	Fastest Lap Average total	in Lap
24	6	3	Rettenmaier Stephan, DEU	Maserati 6CM	11	27:53.872 2 Runden	+04.883	2:29.385 109.725 kph	9
25	22	1	Gillett John, UK	MG K3	10	29:15.907 3 Runden	+1 Runde	2:50.595 95.089 kph	10
26	45	7c	Ciers Hans	Cooper T45	9	23:11.280 4 Runden	+1 Runde	2:30.775 108.009 kph	3
DNC									
87	7b		Lees Tony, GBR	Cooper T53	8	16:58.666 5 Runden		2:02.947 131.127 kph	4
12	7b		Friedrichs Rudi, DEU	Cooper T53	4	8:09.711 9 Runden		1:59.374 136.381 kph	3
91	7b		Huez Oliver, FRA	Cooper T51	4	11:18.773 9 Runden		2:12.245 98.394 kph	3
50	11		Buhofer Philipp, CHE	BRM P261-2	1	3:55.915 12 Runden		00.000 70.775 kph	
DNS									
13	7c		Streminski Albert, DEU	Emeryson F1	0	00.000			

Fastest Lap: Str.-Nr.:10, Nuthall Will, 1:58.694 = 140.671 kph

Steward:  Harry Stüber	Steward:  Frank Küper	Steward:  Ingo Güz	Publication Time: 13.8.2023
---	--	--	------------------------------------

DNC = Did not classify | DNS = Did not start | DNF = Did not finish | DSQ = Disqualification



R7/R8 - HGPCA Front/Rear

Provisional Result Race by class

Pos.	No.	Cl.	Entrant / Team Driver, City, Nation, Licence	Car Sponsor-Card	Laps	Total time Intervall	GAP	Fastest Lap Average total	in Lap
Class: 1									
Started: 1 Classified: 1 Not Classified: 0 Not Started: 0									
1	22	1	Gillett John, UK	MG K3	10	29:15.907		2:50.595 95.089 kph	10
Class: 3									
Started: 2 Classified: 2 Not Classified: 0 Not Started: 0									
1	37	3	Bäurle, DEU	Maserati 6CM	11	27:36.040		2:26.438 110.906 kph	10
2	6	3	Rettenmaier Stephan, DEU	Maserati 6CM	11	27:53.872 17.832	+17.832	2:29.385 109.725 kph	9
Class: 5									
Started: 4 Classified: 4 Not Classified: 0 Not Started: 0									
1	21	5	Nuthall Ian, GBR	Cooper Bristol MkII	12	27:01.650		2:11.935 123.554 kph	11
2	19	5	Grant Paul, BEL	Cooper Bristol Mk 2	12	27:01.953 00.303	+00.303	2:12.911 123.531 kph	12
3	32	5	Plante Guy, GBR	Cooper Bristol T23	12	27:34.044 32.394	+32.091	2:15.026 121.134 kph	2
4	33	5	Phillips Chris, GBR	Cooper Bristol Mk II	12	27:55.859 54.209	+21.815	2:17.582 119.558 kph	3
Class: 6									
Started: 5 Classified: 5 Not Classified: 0 Not Started: 0									
1	34	6	Spiers John, GBR	Maserati 250F 2516	13	27:52.344		2:05.466 129.793 kph	3
2	4	6	Otto Josef Otto, DEU	Maserati 250F 2533 Piccolo	13	28:26.454 34.110	+34.110	2:09.364 127.199 kph	6
3	56	6	Baker Brad, CAN	Maserati 250F 2521	13	28:28.379 36.035	+01.925	2:09.430 127.055 kph	10
4	248	6	Lehr Klaus, DEU	Maserati 250F CM5	12	27:09.510 1 Rd.		2:11.566 122.958 kph	4
5	27	6	Rettenmaier Klara, DEU	Maserati A6GCM	11	27:48.989 2 Rd.	1 Rd.	2:28.462 110.046 kph	5
Class: 8									
Started: 3 Classified: 3 Not Classified: 0 Not Started: 0									
1	77	8	Owen Geraint	Kurtis 500C	13	28:22.231		2:08.736 127.514 kph	6
2	28	8	McGuire Eddie	Scarab	13	28:27.422 05.191	+05.191	2:07.460 127.126 kph	12
3	2	8	Jolley Rod, GBR	Lister Jaguar Monza GP	13	28:34.978 12.747	+07.556	2:08.220 126.566 kph	2
Class: 9									
Started: 1 Classified: 1 Not Classified: 0 Not Started: 0									
1	9	9	Daniell Mark, GBR	Cooper T45	13	27:38.191		2:05.107 130.901 kph	9

R7/R8 - HGPCA Front/Rear

Provisional Result Race by class

Pos.	No.	Cl.	Entrant / Team Driver, City, Nation, Licence	Car Sponsor-Card	Laps	Total time Intervall	GAP	Fastest Lap Average total	in Lap
Class: 11									
Started: 2 Classified: 1 Not Classified: 1 Not Started: 0									
1	66	11	Hoole Sid, GBR	Cooper T66 F1	13	27:44.199		2:05.152 130.428 kph	3
DNC									
	50	11	Buhofer Philipp, CHE	BRM P261-2	1	3:55.915 12 Rd.	12 Rd.	00.000 70.775 kph	
Class: 12									
Started: 2 Classified: 2 Not Classified: 0 Not Started: 0									
1	63	12	Kuiper Michel	Brabham BT4	13	26:39.398		2:01.060 135.713 kph	8
2	7	12	Blees Max, DEU	Brabham BT7A	13	27:15.808 36.410	+36.410	2:02.908 132.692 kph	5
Class: 10a									
Started: 4 Classified: 4 Not Classified: 0 Not Started: 0									
1	99	10a	Shaw Mark, GBR	Lotus 21 937	13	26:28.126		2:00.391 136.676 kph	13
2	75	10a	Morton Alex, GBR	Lotus 21 939/952	13	27:21.922 53.796	+53.796	2:04.664 132.198 kph	2
3	136	10a	Staes Erik	Lotus 18/21 P2	13	28:26.762 1:58.636	+1:04.840	2:09.358 127.176 kph	10
4	44	10a	Bergs Klaus, DEU	Lotus 18 908	12	26:43.735 1 Rd.	1 Rd.	2:11.362 124.934 kph	10
Class: 7b									
Started: 4 Classified: 1 Not Classified: 3 Not Started: 0									
1	10	7b	Nuthall Will, GBR	Cooper T53	13	26:27.954		1:58.694 136.691 kph	5
DNC									
	87	7b	Lees Tony, GBR	Cooper T53	8	16:58.666 5 Rd.	5 Rd.	2:02.947 131.127 kph	4
	12	7b	Friedrichs Rudi, DEU	Cooper T53	4	8:09.711 9 Rd.	4 Rd.	1:59.374 136.381 kph	3
	91	7b	Huez Oliver, FRA	Cooper T51	4	11:18.773 9 Rd.	+3:09.062	2:12.245 98.394 kph	3
Class: 7c									
Started: 2 Classified: 2 Not Classified: 0 Not Started: 1									
1	92	7c	Banham Stephen, GBR	Cooper T45	12	27:56.614		2:17.544 119.504 kph	3
2	45	7c	Ciers Hans	Cooper T45	9	23:11.280 3 Rd.	3 Rd.	2:30.775 108.009 kph	3
DNS									
	13	7c	Streminski Albert, DEU	Emeryson F1	0	00.000			



50.ter Oldtimer-Grand-Prix

Veranstaltergemeinschaft Historic Race Events GmbH und
C.H.R.S.N. Sport GmbH, Emsstr. 6, 49134 Wallenhorst

11. - 13. August 2023 / Nürburgring, 4638 m



DMSB Reg.-No.: R-13897/23

R7/R8 - HGPCA Front/Rear

Provisional Result Race by class

Pos.	No.	Cl.	Entrant / Team Driver, City, Nation, Licence	Car Sponsor-Card	Laps	Total time Intervall	Fastest Lap Average total	in Lap
------	-----	-----	---	---------------------	------	-------------------------	------------------------------	-----------

Fastest Lap (in class): Str.-No.:92, Banham Stephen, 2:17.544 = 121.392 kph

Race Director: 	Chief Timekeeper  Thomas Kröner	Publication Time: 13.8.2023
---	--	--------------------------------

DNC = Did not classify | DNS = Did not start | DNF = Did not finish | DSQ = Disqualification

Subject to final scrutineering!



R7/R8 - HGPCA Front/Rear

Lap by Lap Race

No		Entrant		Driver	
2				Jolley Rod	
2:17.891	1	2:08.220	2	2:08.555	3
2:09.403	4	2:08.399	5	2:09.903	6
2:11.983	7	2:14.076	8		
2:12.335	9	2:11.576	10	2:12.066	11
2:12.057	12	2:18.514	13		
4				Otto Josef Otto	
2:22.372	1	2:10.692	2	2:11.496	3
2:10.772	4	2:10.236	5	2:09.364	6
2:10.591	7	2:10.522	8		
2:10.020	9	2:09.952	10	2:09.825	11
2:10.598	12	2:10.014	13		
6				Rettenmaier Stephan	
2:49.005	1	2:31.899	2	2:31.317	3
2:30.339	4	2:31.520	5	2:30.533	6
2:30.046	7	2:30.424	8		
2:29.385	9	2:29.600	10	2:29.804	11
7				Blees Max	
2:12.700	1	2:04.276	2	2:05.223	3
2:05.108	4	2:02.908	5	2:03.484	6
2:04.280	7	2:07.023	8		
2:04.689	9	2:04.823	10	2:05.808	11
2:07.869	12	2:07.617	13		
9				Daniell Mark	
2:21.404	1	2:07.003	2	2:06.566	3
2:07.047	4	2:05.854	5	2:07.699	6
2:05.536	7	2:06.121	8		
2:05.107	9	2:05.350	10	2:06.026	11
2:06.795	12	2:07.683	13		
10				Nuthall Will	
2:25.574	1	2:02.295	2	2:00.071	3
1:59.545	4	1:58.694	5	2:00.230	6
1:58.784	7	1:59.618	8		
1:59.612	9	2:00.774	10	2:01.681	11
2:00.087	12	2:00.989	13		
12				Friedrichs Rudi	
2:08.086	1	2:02.533	2	1:59.374	3
1:59.718	4				
19				Grant Paul	
2:27.357	1	2:13.916	2	2:13.583	3
2:13.794	4	2:14.530	5	2:14.253	6
2:14.507	7	2:14.094	8		
2:15.049	9	2:14.213	10	2:13.746	11
2:12.911	12				
21				Nuthall Ian	
2:32.535	1	2:12.325	2	2:12.531	3
2:12.760	4	2:13.297	5	2:14.272	6
2:14.531	7	2:14.103	8		
2:14.900	9	2:16.125	10	2:11.935	11
2:12.336	12				
22				Gillett John	
3:08.061	1	2:51.266	2	2:55.152	3
2:52.187	4	2:53.596	5	2:51.586	6
3:02.646	7	2:58.144	8		
2:52.674	9	2:50.595	10		
27				Rettenmaier Klara	
2:50.408	1	2:31.027	2	2:30.110	3
2:28.939	4	2:28.462	5	2:29.916	6
2:29.013	7	2:29.272	8		
2:30.164	9	2:30.509	10	2:31.169	11
28				McGuire Eddie	
2:32.165	1	2:12.359	2	2:10.721	3
2:10.266	4	2:11.937	5	2:09.420	6
2:09.714	7	2:09.120	8		
2:08.607	9	2:08.587	10	2:07.849	11
2:07.460	12	2:09.217	13		
32				Plante Guy	
2:29.000	1	2:15.026	2	2:16.109	3
2:16.907	4	2:16.302	5	2:15.690	6
2:16.979	7	2:16.372	8		
2:17.151	9	2:18.038	10	2:17.911	11
2:18.559	12				
33				Phillips Chris	
2:33.812	1	2:18.807	2	2:17.582	3
2:18.932	4	2:17.988	5	2:17.657	6
2:17.928	7	2:18.121	8		
2:18.314	9	2:17.642	10	2:19.070	11
2:20.006	12				
34				Spiers John	
2:15.675	1	2:06.449	2	2:05.466	3
2:06.076	4	2:06.985	5	2:09.090	6
2:06.955	7	2:07.488	8		

R7/R8 - HGPCA Front/Rear

Lap by Lap Race

No		Entrant		Driver											
2:06.488	9	2:08.225	10	2:10.100	11	2:10.684	12	2:12.663	13						
37		Bäurle													
2:43.063	1	2:30.096	2	2:30.026	3	2:29.894	4	2:31.965	5	2:29.909	6	2:27.894	7	2:28.783	8
2:30.030	9	2:26.438	10	2:27.942	11										
44		Bergs Klaus													
2:26.134	1	2:14.659	2	2:12.361	3	2:12.064	4	2:12.808	5	2:12.457	6	2:12.114	7	2:12.458	8
2:13.465	9	2:11.362	10	2:12.010	11	2:11.843	12								
45		Ciers Hans													
2:50.124	1	2:32.299	2	2:30.775	3	2:30.996	4	2:34.318	5	2:33.096	6	2:31.916	7	2:32.390	8
2:35.366	9														
50		Buhofer Philipp													
3:55.915	pit														
56		Baker Brad													
2:21.468	1	2:11.888	2	2:12.391	3	2:09.889	4	2:10.970	5	2:09.538	6	2:10.488	7	2:11.465	8
2:09.549	9	2:09.430	10	2:10.301	11	2:09.805	12	2:11.197	13						
63		Kuiper Michel													
2:10.538	1	2:02.061	2	2:02.018	3	2:01.409	4	2:03.335	5	2:01.386	6	2:01.730	7	2:01.060	8
2:02.444	9	2:02.871	10	2:04.119	11	2:03.377	12	2:03.050	13						
66		Hoole Sid													
2:16.321	1	2:06.870	2	2:05.152	3	2:05.908	4	2:06.827	5	2:07.494	6	2:07.531	7	2:07.514	8
2:06.739	9	2:06.490	10	2:07.083	11	2:06.441	12	2:13.829	13						
75		Morton Alex													
2:14.889	1	2:04.664	2	2:05.302	3	2:06.306	4	2:05.843	5	2:05.461	6	2:05.914	7	2:05.260	8
2:04.853	9	2:05.140	10	2:06.593	11	2:05.726	12	2:05.971	13						
77		Owen Geraint													
2:22.922	1	2:10.835	2	2:11.015	3	2:09.772	4	2:09.206	5	2:08.736	6	2:09.438	7	2:10.487	8
2:09.973	9	2:09.788	10	2:09.753	11	2:09.104	12	2:11.202	13						
87		Lees Tony													
2:14.514	1	2:04.221	2	2:04.337	3	2:02.947	4	2:03.617	5	2:03.644	6	2:03.640	7	2:21.746	pit
91		Huez Oliver													
2:31.100	1	2:12.888	2	2:12.245	3	4:22.540	pit								
92		Banham Stephen													
2:30.789	1	2:17.559	2	2:17.544	3	2:20.049	4	2:18.325	5	2:18.157	6	2:18.596	7	2:17.935	8
2:18.145	9	2:18.263	10	2:21.057	11	2:20.195	12								
99		Shaw Mark													
2:09.911	1	2:01.794	2	2:00.456	3	2:01.632	4	2:02.536	5	2:01.412	6	2:01.342	7	2:02.238	8
2:01.310	9	2:02.196	10	2:02.398	11	2:00.510	12	2:00.391	13						
136		Staes Erik													
2:20.482	1	2:11.276	2	2:11.785	3	2:10.452	4	2:11.935	5	2:09.470	6	2:10.551	7	2:11.328	8
2:09.569	9	2:09.358	10	2:10.222	11	2:10.522	12	2:09.812	13						
248		Lehr Klaus													
2:25.962	1	2:13.572	2	2:12.954	3	2:11.566	4	2:13.394	5	2:12.411	6	2:12.177	7	2:12.796	8
2:12.744	9	2:13.654	10	2:32.559	11	2:15.721	12								

11. - 13. August 2023 / Nürburgring, 4638 m

DMSB Reg.-No.: R-13897/23

R7/R8 - HGPCA Front/Rear

Sector-Times Race

2 Jolley

theoretical besttime: 2:08.103

Lap	Time	S1	S2	S3	Lap	Time	S1	S2	S3
1	2:17.891	1:00.114	53.819	23.958	8	2:14.076	53.168	55.260	25.648
2	2:08.220	50.744	53.741	23.735	9	2:12.335	52.450	55.135	24.750
3	2:08.555	50.834	53.992	23.729	10	2:11.576	52.521	54.286	24.769
4	2:09.403	50.877	54.736	23.790	11	2:12.066	52.191	55.198	24.677
5	2:08.399	50.648	53.782	23.969	12	2:12.057	51.855	55.171	25.031
6	2:09.903	50.633	54.778	24.492	13	2:18.514	56.257	57.312	24.945
7	2:11.983	52.107	55.219	24.657					

4 Otto

theoretical besttime: 2:08.875

Lap	Time	S1	S2	S3	Lap	Time	S1	S2	S3
1	2:22.372	1:02.288	56.269	23.815	8	2:10.522	51.715	54.748	24.059
2	2:10.692	51.074	54.993	24.625	9	2:10.020	51.447	54.338	24.235
3	2:11.496	51.059	55.625	24.812	10	2:09.952	51.205	54.458	24.289
4	2:10.772	52.455	54.563	23.754	11	2:09.825	51.359	54.641	23.825
5	2:10.236	51.404	54.559	24.273	12	2:10.598	51.438	54.432	24.728
6	2:09.364	50.783	54.561	24.020	13	2:10.014	51.442	54.556	24.016
7	2:10.591	50.989	55.322	24.280					

6 Rettenmaier

theoretical besttime: 2:28.930

Lap	Time	S1	S2	S3	Lap	Time	S1	S2	S3
1	2:49.005	1:14.995	1:04.243	29.767	7	2:30.046	59.666	1:02.893	27.487
2	2:31.899	1:00.561	1:03.388	27.950	8	2:30.424	59.348	1:03.794	27.282
3	2:31.317	1:00.770	1:03.066	27.481	9	2:29.385	59.232	1:02.753	27.400
4	2:30.339	59.117	1:03.000	28.222	10	2:29.600	59.111	1:03.423	27.066
5	2:31.520	1:00.531	1:03.710	27.279	11	2:29.804	59.331	1:03.034	27.439
6	2:30.533	59.215	1:03.422	27.896					

7 Bleeß

theoretical besttime: 2:02.638

Lap	Time	S1	S2	S3	Lap	Time	S1	S2	S3
1	2:12.700	57.547	52.414	22.739	8	2:07.023	49.423	54.745	22.855
2	2:04.276	49.511	52.039	22.726	9	2:04.689	50.088	51.752	22.849
3	2:05.223	49.498	53.125	22.600	10	2:04.823	49.427	52.483	22.913
4	2:05.108	50.149	51.993	22.966	11	2:05.808	50.325	52.565	22.918
5	2:02.908	48.906	51.724	22.278	12	2:07.869	51.796	53.132	22.941
6	2:03.484	48.992	51.454	23.038	13	2:07.617	50.631	53.320	23.666
7	2:04.280	49.705	51.880	22.695					

9 Daniell

theoretical besttime: 2:04.636

Lap	Time	S1	S2	S3	Lap	Time	S1	S2	S3
1	2:21.404	1:02.159	55.829	23.416	8	2:06.121	49.911	53.425	22.785
2	2:07.003	50.755	53.090	23.158	9	2:05.107	49.791	52.634	22.682
3	2:06.566	50.570	53.016	22.980	10	2:05.350	49.595	52.841	22.914
4	2:07.047	50.841	52.903	23.303	11	2:06.026	49.632	52.532	23.862
5	2:05.854	50.158	52.878	22.818	12	2:06.795	50.705	53.035	23.055
6	2:07.699	50.508	52.966	24.225	13	2:07.683	51.206	53.264	23.213
7	2:05.536	50.093	52.934	22.509					

R7/R8 - HGPCA Front/Rear

Sector-Times Race

10 Nuthall

theoretical besttime: 1:58.260

Lap	Time	S1	S2	S3	Lap	Time	S1	S2	S3
1	2:25.574	1:08.764	53.913	22.897	8	1:59.618	48.349	49.644	21.625
2	2:02.295	48.113	51.907	22.275	9	1:59.612	48.107	49.724	21.781
3	2:00.071	47.859	50.105	22.107	10	2:00.774	47.394	50.795	22.585
4	1:59.545	47.260	50.602	21.683	11	2:01.681	48.646	50.861	22.174
5	1:58.694	46.991	49.963	21.740	12	2:00.087	47.801	50.383	21.903
6	2:00.230	47.876	50.589	21.765	13	2:00.989	48.169	50.620	22.200
7	1:58.784	47.237	49.913	21.634					

12 Friedrichs

theoretical besttime: 1:59.374

Lap	Time	S1	S2	S3	Lap	Time	S1	S2	S3
1	2:08.086	54.408	51.584	22.094	3	1:59.374	47.190	50.470	21.714
2	2:02.533	48.101	51.062	23.370	4	1:59.718	47.251	50.635	21.832

19 Grant

theoretical besttime: 2:12.911

Lap	Time	S1	S2	S3	Lap	Time	S1	S2	S3
1	2:27.357	1:06.102	56.877	24.378	7	2:14.507	53.546	55.933	25.028
2	2:13.916	53.344	56.052	24.520	8	2:14.094	53.280	55.808	25.006
3	2:13.583	53.824	55.594	24.165	9	2:15.049	53.549	56.282	25.218
4	2:13.794	53.725	55.684	24.385	10	2:14.213	53.547	56.324	24.342
5	2:14.530	53.637	56.092	24.801	11	2:13.746	53.404	56.071	24.271
6	2:14.253	53.326	55.734	25.193	12	2:12.911	53.276	55.477	24.158

21 Nuthall

theoretical besttime: 2:11.229

Lap	Time	S1	S2	S3	Lap	Time	S1	S2	S3
1	2:32.535	1:11.638	55.586	25.311	7	2:14.531	53.751	55.831	24.949
2	2:12.325	52.132	55.286	24.907	8	2:14.103	53.350	55.887	24.866
3	2:12.531	52.019	55.457	25.055	9	2:14.900	53.701	56.130	25.069
4	2:12.760	52.359	55.403	24.998	10	2:16.125	53.028	56.386	26.711
5	2:13.297	52.581	56.046	24.670	11	2:11.935	52.464	55.086	24.385
6	2:14.272	53.445	55.856	24.971	12	2:12.336	52.541	55.671	24.124

22 Gillett

theoretical besttime: 2:48.356

Lap	Time	S1	S2	S3	Lap	Time	S1	S2	S3
1	3:08.061	1:24.129	1:12.456	31.476	6	2:51.586	1:06.590	1:13.022	31.974
2	2:51.266	1:07.168	1:12.634	31.464	7	3:02.646	1:12.905	1:17.645	32.096
3	2:55.152	1:09.623	1:14.934	30.595	8	2:58.144	1:11.031	1:14.217	32.896
4	2:52.187	1:08.719	1:12.529	30.939	9	2:52.674	1:07.686	1:11.900	33.088
5	2:53.596	1:06.631	1:14.706	32.259	10	2:50.595	1:08.829	1:11.180	30.586

27 Rettenmaier

theoretical besttime: 2:28.054

Lap	Time	S1	S2	S3	Lap	Time	S1	S2	S3
1	2:50.408	1:16.541	1:03.619	30.248	7	2:29.013	58.360	1:02.978	27.675
2	2:31.027	1:00.813	1:02.959	27.255	8	2:29.272	58.318	1:03.626	27.328
3	2:30.110	59.586	1:02.730	27.794	9	2:30.164	59.674	1:02.867	27.623
4	2:28.939	58.451	1:02.483	28.005	10	2:30.509	58.987	1:03.398	28.124
5	2:28.462	58.322	1:02.481	27.659	11	2:31.169	1:00.207	1:03.169	27.793
6	2:29.916	59.261	1:03.059	27.596					

11. - 13. August 2023 / Nürburgring, 4638 m

DMSB Reg.-No.: R-13897/23

R7/R8 - HGPCA Front/Rear

Sector-Times Race

28 McGuire

theoretical besttime:

Lap	Time	S1	S2	S3	Lap	Time	S1	S2	S3
1	2:32.165				8	2:09.120			
2	2:12.359				9	2:08.607			
3	2:10.721				10	2:08.587			
4	2:10.266				11	2:07.849			
5	2:11.937				12	2:07.460			
6	2:09.420				13	2:09.217			
7	2:09.714								

32 Plante

theoretical besttime: **2:14.508**

Lap	Time	S1	S2	S3	Lap	Time	S1	S2	S3
1	2:29.000	1:06.016	58.249	24.735	7	2:16.979	54.458	57.033	25.488
2	2:15.026	53.230	56.589	25.207	8	2:16.372	54.135	56.702	25.535
3	2:16.109	54.257	56.543	25.309	9	2:17.151	54.842	56.925	25.384
4	2:16.907	53.904	56.844	26.159	10	2:18.038	55.062	57.462	25.514
5	2:16.302	53.960	57.253	25.089	11	2:17.911	54.737	57.777	25.397
6	2:15.690	53.586	57.025	25.079	12	2:18.559	54.733	57.434	26.392

33 Phillips

theoretical besttime: **2:16.758**

Lap	Time	S1	S2	S3	Lap	Time	S1	S2	S3
1	2:33.812	1:08.249	58.593	26.970	7	2:17.928	55.949	56.638	25.341
2	2:18.807	55.059	58.200	25.548	8	2:18.121	55.590	56.879	25.652
3	2:17.582	55.252	57.156	25.174	9	2:18.314	55.478	57.450	25.386
4	2:18.932	55.366	57.351	26.215	10	2:17.642	54.946	57.420	25.276
5	2:17.988	55.460	57.107	25.421	11	2:19.070	55.457	58.152	25.461
6	2:17.657	54.980	57.058	25.619	12	2:20.006	56.267	57.830	25.909

34 Spiers

theoretical besttime: **2:05.338**

Lap	Time	S1	S2	S3	Lap	Time	S1	S2	S3
1	2:15.675	58.922	53.358	23.395	8	2:07.488	50.371	53.292	23.825
2	2:06.449	50.006	53.369	23.074	9	2:06.488	50.408	52.730	23.350
3	2:05.466	49.901	52.402	23.163	10	2:08.225	50.615	53.964	23.646
4	2:06.076	50.157	52.884	23.035	11	2:10.100	51.629	54.098	24.373
5	2:06.985	50.200	53.132	23.653	12	2:10.684	51.882	54.578	24.224
6	2:09.090	50.987	54.430	23.673	13	2:12.663	53.297	54.733	24.633
7	2:06.955	50.458	53.000	23.497					

37 Bäurle

theoretical besttime: **2:25.678**

Lap	Time	S1	S2	S3	Lap	Time	S1	S2	S3
1	2:43.063	1:11.492	1:03.141	28.430	7	2:27.894	57.698	1:02.725	27.471
2	2:30.096	59.048	1:03.609	27.439	8	2:28.783	57.664	1:02.733	28.386
3	2:30.026	58.798	1:03.523	27.705	9	2:30.030	58.248	1:04.771	27.011
4	2:29.894	58.162	1:03.747	27.985	10	2:26.438	57.676	1:01.786	26.976
5	2:31.965	59.645	1:04.114	28.206	11	2:27.942	56.916	1:02.434	28.592
6	2:29.909	58.618	1:02.903	28.388					

11. - 13. August 2023 / Nürburgring, 4638 m

DMSB Reg.-No.: R-13897/23

R7/R8 - HGPCA Front/Rear

Sector-Times Race

44 Bergs

theoretical besttime: 2:10.674

Lap	Time	S1	S2	S3	Lap	Time	S1	S2	S3
1	2:26.134	1:05.290	56.056	24.788	7	2:12.114	52.348	55.537	24.229
2	2:14.659	52.920	56.645	25.094	8	2:12.458	52.198	56.197	24.063
3	2:12.361	52.726	55.282	24.353	9	2:13.465	52.810	56.181	24.474
4	2:12.064	52.256	55.281	24.527	10	2:11.362	51.822	55.526	24.014
5	2:12.808	53.009	55.597	24.202	11	2:12.010	51.930	56.241	23.839
6	2:12.457	53.539	55.013	23.905	12	2:11.843	52.168	55.208	24.467

45 Ciers

theoretical besttime: 2:27.751

Lap	Time	S1	S2	S3	Lap	Time	S1	S2	S3
1	2:50.124	1:14.193	1:01.500	34.431	6	2:33.096	1:00.222	1:05.239	27.635
2	2:32.299	1:01.345	1:03.665	27.289	7	2:31.916	1:00.321	1:03.783	27.812
3	2:30.775	59.625	1:03.604	27.546	8	2:32.390	1:01.115	1:03.609	27.666
4	2:30.996	58.962	1:04.235	27.799	9	2:35.366	1:02.195	1:04.559	28.612
5	2:34.318	59.925	1:05.794	28.599					

50 Buhofer

theoretical besttime:

Lap	Time	S1	S2	S3	Lap	Time	S1	S2	S3
1	3:55.915	1:01.770	1:07.599						

56 Baker

theoretical besttime: 2:08.434

Lap	Time	S1	S2	S3	Lap	Time	S1	S2	S3
1	2:21.468	1:01.655	56.000	23.813	8	2:11.465	52.156	55.084	24.225
2	2:11.888	52.011	55.328	24.549	9	2:09.549	51.697	53.897	23.955
3	2:12.391	52.254	54.970	25.167	10	2:09.430	51.677	53.626	24.127
4	2:09.889	51.981	54.178	23.730	11	2:10.301	52.234	53.944	24.123
5	2:10.970	52.149	53.909	24.912	12	2:09.805	51.538	53.869	24.398
6	2:09.538	51.683	53.709	24.146	13	2:11.197	53.617	54.033	23.547
7	2:10.488	51.261	54.999	24.228					

63 Kuiper

theoretical besttime: 2:00.672

Lap	Time	S1	S2	S3	Lap	Time	S1	S2	S3
1	2:10.538	56.469	51.510	22.559	8	2:01.060	47.717	51.202	22.141
2	2:02.061	48.652	51.239	22.170	9	2:02.444	49.427	51.092	21.925
3	2:02.018	48.338	51.614	22.066	10	2:02.871	48.341	51.276	23.254
4	2:01.409	48.200	51.041	22.168	11	2:04.119	50.009	52.052	22.058
5	2:03.335	48.288	51.627	23.420	12	2:03.377	49.090	51.324	22.963
6	2:01.386	48.372	51.070	21.944	13	2:03.050	48.606	52.333	22.111
7	2:01.730	47.880	51.936	21.914					

66 Hoole

theoretical besttime: 2:04.969

Lap	Time	S1	S2	S3	Lap	Time	S1	S2	S3
1	2:16.321	59.296	53.465	23.560	8	2:07.514	50.182	53.599	23.733
2	2:06.870	50.081	53.075	23.714	9	2:06.739	49.673	53.385	23.681
3	2:05.152	49.435	52.580	23.137	10	2:06.490	49.813	53.084	23.593
4	2:05.908	49.741	52.979	23.188	11	2:07.083	49.873	52.981	24.229
5	2:06.827	50.014	52.908	23.905	12	2:06.441	49.350	53.401	23.690
6	2:07.494	49.252	54.420	23.822	13	2:13.829	53.626	55.727	24.476
7	2:07.531	50.518	53.060	23.953					

11. - 13. August 2023 / Nürburgring, 4638 m

DMSB Reg.-No.: R-13897/23

R7/R8 - HGPCA Front/Rear

Sector-Times Race

75 Morton

theoretical besttime: **2:04.234**

Lap	Time	S1	S2	S3	Lap	Time	S1	S2	S3
1	2:14.889	58.046	53.764	23.079	8	2:05.260	50.245	52.289	22.726
2	2:04.664	49.938	52.139	22.587	9	2:04.853	49.727	52.513	22.613
3	2:05.302	50.200	52.250	22.852	10	2:05.140	49.855	52.402	22.883
4	2:06.306	50.302	53.240	22.764	11	2:06.593	49.990	53.820	22.783
5	2:05.843	49.670	53.394	22.779	12	2:05.726	50.632	52.239	22.855
6	2:05.461	49.508	53.352	22.601	13	2:05.971	50.005	53.340	22.626
7	2:05.914	49.722	53.333	22.859					

77 Owen

theoretical besttime: **2:08.169**

Lap	Time	S1	S2	S3	Lap	Time	S1	S2	S3
1	2:22.922	1:03.052	55.821	24.049	8	2:10.487	51.293	55.177	24.017
2	2:10.835	51.424	54.858	24.553	9	2:09.973	51.050	54.697	24.226
3	2:11.015	51.096	55.125	24.794	10	2:09.788	51.099	54.517	24.172
4	2:09.772	51.258	53.944	24.570	11	2:09.753	50.814	54.637	24.302
5	2:09.206	50.733	54.600	23.873	12	2:09.104	50.389	54.354	24.361
6	2:08.736	50.391	54.347	23.998	13	2:11.202	51.261	55.133	24.808
7	2:09.438	50.352	54.493	24.593					

87 Lees

theoretical besttime: **2:02.490**

Lap	Time	S1	S2	S3	Lap	Time	S1	S2	S3
1	2:14.514	57.449	54.067	22.998	5	2:03.617	48.423	51.940	23.254
2	2:04.221	48.526	52.544	23.151	6	2:03.644	48.770	51.943	22.931
3	2:04.337	47.946	53.211	23.180	7	2:03.640	48.468	52.341	22.831
4	2:02.947	48.088	51.713	23.146	8	2:21.746	48.232	52.347	

91 Huez

theoretical besttime: **2:11.656**

Lap	Time	S1	S2	S3	Lap	Time	S1	S2	S3
1	2:31.100	1:07.601	58.855	24.644	3	2:12.245	51.795	55.986	24.464
2	2:12.888	51.776	56.180	24.932	4	4:22.540	52.751	55.416	

92 Banham

theoretical besttime: **2:16.265**

Lap	Time	S1	S2	S3	Lap	Time	S1	S2	S3
1	2:30.789	1:06.671	59.148	24.970	7	2:18.596	54.819	58.233	25.544
2	2:17.559	55.243	56.806	25.510	8	2:17.935	55.319	57.671	24.945
3	2:17.544	54.678	57.609	25.257	9	2:18.145	54.929	57.484	25.732
4	2:20.049	54.936	57.350	27.763	10	2:18.263	54.641	58.460	25.162
5	2:18.325	54.514	57.579	26.232	11	2:21.057	55.274	1:00.387	25.396
6	2:18.157	55.103	58.035	25.019	12	2:20.195	57.104	57.786	25.305

99 Shaw

theoretical besttime: **2:00.252**

Lap	Time	S1	S2	S3	Lap	Time	S1	S2	S3
1	2:09.911	56.121	51.574	22.216	8	2:02.238	48.743	50.722	22.773
2	2:01.794	48.995	50.867	21.932	9	2:01.310	48.590	50.605	22.115
3	2:00.456	48.290	50.464	21.702	10	2:02.196	48.107	51.773	22.316
4	2:01.632	48.500	51.380	21.752	11	2:02.398	49.522	51.018	21.858
5	2:02.536	48.402	51.465	22.669	12	2:00.510	48.086	50.602	21.822
6	2:01.412	48.601	50.888	21.923	13	2:00.391	48.175	50.479	21.737
7	2:01.342	48.406	50.940	21.996					

R7/R8 - HGPCA Front/Rear

Sector-Times Race

136 Staes

theoretical besttime: 2:08.721

Lap	Time	S1	S2	S3	Lap	Time	S1	S2	S3
1	2:20.482	1:01.560	54.966	23.956	8	2:11.328	51.879	55.690	23.759
2	2:11.276	52.075	55.374	23.827	9	2:09.569	51.253	54.523	23.793
3	2:11.785	51.959	55.192	24.634	10	2:09.358	51.154	54.356	23.848
4	2:10.452	51.205	54.562	24.685	11	2:10.222	51.883	54.691	23.648
5	2:11.935	52.111	54.703	25.121	12	2:10.522	51.656	54.320	24.546
6	2:09.470	51.066	54.503	23.901	13	2:09.812	52.007	54.007	23.798
7	2:10.551	51.204	55.046	24.301					

248 Lehr




theoretical besttime: 2:11.102

Lap	Time	S1	S2	S3	Lap	Time	S1	S2	S3
1	2:25.962	1:04.226	56.167	25.569	7	2:12.177	52.215	55.499	24.463
2	2:13.572	52.482	56.186	24.904	8	2:12.796	52.365	55.957	24.474
3	2:12.954	53.237	55.414	24.303	9	2:12.744	52.592	55.933	24.219
4	2:11.566	52.021	55.118	24.427	10	2:13.654	52.354	56.469	24.831
5	2:13.394	53.082	55.723	24.589	11	2:32.559	52.229	56.401	43.929
6	2:12.411	52.702	54.862	24.847	12	2:15.721	54.691	56.169	24.861

Starting Grid R7 - Race

Starting Group: Front

38 Rettenmaier Maserati 8C 3000	9	
27 Rettenmaier Maserati A6GCM	8	22 Gillett MG K3
37 Bäurle Maserati 6CM	7	6 Rettenmaier Maserati 6CM
33 Phillips Cooper Bristol Mk II	6	11 Rettenmaier Alta F2
19 Grant Cooper Bristol Mk 2	5	36 Staes Cooper Bristol Mk II
77 Owen Kurtis 500C	4	32 Plante Cooper Bristol T23
2 Jolley Lister Jaguar Monza GP	3	248 Lehr Maserati 250F CM5
4 Otto Maserati 250F 2533 Piccolo	2	56 Baker Maserati 250F 2521
30 Shaw Scarab Offenhauser	1	34 Spiers Maserati 250F 2516

Steward:  Harry Stüber	Steward:  Frank Küper	Steward:  Ingo Güß	Publication Time: 12.8.2023
---	--	--	------------------------------------

R7 - Grand Prix Cars '65 - front engine

Final Result Race 1

Started: 18




Classified: 15

Not Classified: 3

Not Started: 1

Pos.	No.	Cl.	Entrant Team Driver, City, Nation, Licence	Car Sponsor-Card	Laps	Total time Intervall	GAP	Fastest Lap Average total	in Lap
1	30	8	Shaw Mark	Scarab Offenhauser	12	25:34.433		2:04.246 130.577 kph	11
2	34	6	Spiers John, GBR	Maserati 250F 2516	12	25:38.879 04.446	+04.446	130.200 kph	10
3	4	6	Otto Josef Otto, DEU	Maserati 250F 2533	12	25:47.623 13.190	+08.744	129.464 kph	11
4	2	8	Jolley Rod, GBR	Lister Jaguar Monza	12	26:06.484 32.051	+18.861	127.905 kph	4
5	56	6	Baker Brad, CAN	Maserati 250F 2521	12	26:18.935 44.502	+12.451	126.897 kph	3
6	248	6	Lehr Klaus, DEU	Maserati 250F CM5	12	26:31.783 57.350	+12.848	125.872 kph	8
7	28	8	McGuire Eddie	Scarab	12	26:32.784 58.351	+01.001	125.793 kph	8
8	77	8	Owen Geraint	Kurtis 500C	12	26:53.913 1:19.480	+21.129	124.146 kph	10
9	19	5	Grant Paul, BEL	Cooper Bristol Mk 2	12	27:14.540 1:40.107	+20.627	122.580 kph	11
10	32	5	Plante Guy, GBR	Cooper Bristol T23	12	27:23.743 1:49.310	+09.203	121.894 kph	9
11	21	5	Nuthall Ian, GBR	Cooper Bristol MkII	12	27:23.938 1:49.505	+00.195	121.879 kph	3
12	37	3	Bäurle , DEU	Maserati 6CM	11	26:59.734 1 Runde	+1 Runde	113.392 kph	10
13	6	3	Rettenmaier Stephan, DEU	Maserati 6CM	11	27:50.632 1 Runde	+50.898	109.937 kph	5
14	27	6	Rettenmaier Klara, DEU	Maserati A6GCM	11	28:12.195 1 Runde	+21.563	108.536 kph	8
15	22	1	Gillett John, UK	MG K3	9	26:04.079 3 Runden	+2 Runden	96.076 kph	8
DNC									
	11	5	Rettenmaier Jakob, DEU	Alta F2	5	12:35.106 7 Runden		110.559 kph	5
	36	5	Staes Erik	Cooper Bristol Mk II	2	5:54.872 10 Runden		94.100 kph	1
	33	5	Phillips Chris, GBR	Cooper Bristol Mk II	1	2:30.324 11 Runden		111.072 kph	1
DNS									
	38	1	Rettenmaier Rebeca, DEU	Maserati 8C 3000	0	00.000			

Fastest Lap: Str.-Nr.:30, Shaw Mark, 2:04.246 = 134.385 kph

Steward:  Harry Stüber	Steward:  Frank Küper	Steward:  Ingo Güb	Publication Time: 12.8.2023
---	--	--	------------------------------------

DNC = Did not classify | DNS = Did not start | DNF = Did not finish | DSQ = Disqualification

11. - 13. August 2023 / Nürburgring, 4638 m

DMSB Reg.-No.: R-13897/23

R7 - Grand Prix Cars '65 - front engine

Provisional Result Race 1 by class



Pos.	No.	Cl.	Entrant / Team Driver, City, Nation, Licence	Car Sponsor-Card	Laps	Total time Intervall	GAP	Fastest Lap Average total	in Lap
Class: 1									
Started: 1 Classified: 1 Not Classified: 0 Not Started: 1									
1	22	1	Gillett John, UK	MG K3	9	26:04.079		2:50.614 96.076 kph	8
DNS									
	38	1	Rettenmaier Rebeca, DEU	Maserati 8C 3000	0	00.000			
Class: 3									
Started: 2 Classified: 2 Not Classified: 0 Not Started: 0									
1	37	3	Bäurle, DEU	Maserati 6CM	11	26:59.734		2:21.386 113.392 kph	10
2	6	3	Rettenmaier Stephan, DEU	Maserati 6CM	11	27:50.632 50.898	+50.898	2:28.718 109.937 kph	5
Class: 5									
Started: 6 Classified: 3 Not Classified: 3 Not Started: 0									
1	19	5	Grant Paul, BEL	Cooper Bristol Mk 2	12	27:14.540		2:13.204 122.580 kph	11
2	32	5	Plante Guy, GBR	Cooper Bristol T23	12	27:23.743 09.203	+09.203	2:15.155 121.894 kph	9
3	21	5	Nuthall Ian, GBR	Cooper Bristol MkII	12	27:23.938 09.398	+00.195	2:12.418 121.879 kph	3
DNC									
	11	5	Rettenmaier Jakob, DEU	Alta F2	5	12:35.106 7 Rd.	7 Rd.	2:24.755 110.559 kph	5
	36	5	Staes Erik	Cooper Bristol Mk II	2	5:54.872 10 Rd.	3 Rd.	2:29.931 94.100 kph	1
	33	5	Phillips Chris, GBR	Cooper Bristol Mk II	1	2:30.324 11 Rd.	1 Rd.	2:30.324 111.072 kph	1
Class: 6									
Started: 5 Classified: 5 Not Classified: 0 Not Started: 0									
1	34	6	Spiers John, GBR	Maserati 250F 2516	12	25:38.879		2:05.602 130.200 kph	10
2	4	6	Otto Josef Otto, DEU	Maserati 250F 2533 Piccolo	12	25:47.623 08.744	+08.744	2:06.434 129.464 kph	11
3	56	6	Baker Brad, CAN	Maserati 250F 2521	12	26:18.935 40.056	+31.312	2:07.872 126.897 kph	3
4	248	6	Lehr Klaus, DEU	Maserati 250F CM5	12	26:31.783 52.904	+12.848	2:09.940 125.872 kph	8
5	27	6	Rettenmaier Klara, DEU	Maserati A6GCM	11	28:12.195 1 Rd.	1 Rd.	2:28.809 108.536 kph	8
Class: 8									
Started: 4 Classified: 4 Not Classified: 0 Not Started: 0									
1	30	8	Shaw Mark	Scarab Offenhauser	12	25:34.433		2:04.246 130.577 kph	11

R7 - Grand Prix Cars '65 - front engine

Provisional Result Race 1 by class

Pos.	No.	Cl.	Entrant / Team Driver, City, Nation, Licence	Car Sponsor-Card	Laps	Total time Intervall	GAP	Fastest Lap Average total	in Lap
2	2	8	Jolley Rod, GBR	Lister Jaguar Monza GP	12	26:06.484 32.051	+32.051	2:08.180 127.905 kph	4
3	28	8	McGuire Eddie	Scarab	12	26:32.784 58.351	+26.300	2:08.375 125.793 kph	8
4	77	8	Owen Geraint	Kurtis 500C	12	26:53.913 1:19.480	+21.129	2:09.917 124.146 kph	10

Fastest Lap (in class): Str.-No.:30, Shaw Mark, 2:04.246 = 134.385 kph

Race Director: 	Chief Timekeeper  Thomas Kröner	Publication Time: 12.8.2023
---	--	------------------------------------

DNC = Did not classify | DNS = Did not start | DNF = Did not finish | DSQ = Disqualification

Subject to final scrutineering!



R7 - Grand Prix Cars '65 - front engine
Lap by Lap Race 1

No	Entrant	Driver													
2		Jolley Rod													
2:21.917	1	2:09.863	2	2:08.579	3	2:08.180	4	2:08.238	5	2:08.528	6	2:10.887	7	2:10.389	8
2:09.609	9	2:09.565	10	2:09.406	11	2:11.323	12								
4		Otto Josef Otto													
2:20.492	1	2:08.569	2	2:07.812	3	2:08.315	4	2:07.514	5	2:07.822	6	2:08.222	7	2:09.499	8
2:07.174	9	2:07.215	10	2:06.434	11	2:08.555	12								
6		Rettenmaier Stephan													
2:41.657	1	2:31.125	2	2:29.473	3	2:29.713	4	2:28.718	5	2:32.210	6	2:33.833	7	2:31.907	8
2:31.272	9	2:30.393	10	2:30.331	11										
11		Rettenmaier Jakob													
2:41.000	1	2:33.063	2	2:28.657	3	2:27.631	4	2:24.755	5						
19		Grant Paul													
2:29.042	1	2:16.210	2	2:14.813	3	2:15.165	4	2:15.052	5	2:14.087	6	2:15.217	7	2:15.394	8
2:15.650	9	2:14.556	10	2:13.204	11	2:16.150	12								
21		Nuthall Ian													
2:35.019	1	2:17.492	2	2:12.418	3	2:14.597	4	2:16.615	5	2:15.844	6	2:15.366	7	2:16.604	8
2:14.593	9	2:15.510	10	2:15.072	11	2:14.808	12								
22		Gillett John													
3:02.731	1	2:53.406	2	2:53.366	3	2:51.444	4	2:52.037	5	2:55.379	6	2:53.799	7	2:50.614	8
2:51.303	9														
27		Rettenmaier Klara													
2:50.795	1	2:33.874	2	2:30.584	3	2:31.028	4	2:30.923	5	2:33.406	6	2:32.811	7	2:28.809	8
2:30.110	9	2:30.128	10	2:39.727	11										
28		McGuire Eddie													
2:36.145	1	2:14.762	2	2:12.272	3	2:12.587	4	2:10.795	5	2:10.148	6	2:08.637	7	2:08.375	8
2:09.690	9	2:09.756	10	2:09.452	11	2:10.165	12								
30		Shaw Mark													
2:20.549	1	2:11.599	2	2:08.282	3	2:07.357	4	2:07.278	5	2:06.043	6	2:07.723	7	2:05.651	8
2:05.835	9	2:04.424	10	2:04.246	11	2:05.446	12								
32		Plante Guy													
2:28.447	1	2:17.252	2	2:16.364	3	2:16.523	4	2:16.176	5	2:16.373	6	2:15.465	7	2:15.865	8
2:15.155	9	2:15.398	10	2:15.555	11	2:15.170	12								
33		Phillips Chris													
2:30.324	1														
34		Spiers John													
2:18.112	1	2:09.560	2	2:08.484	3	2:08.825	4	2:07.266	5	2:07.162	6	2:08.083	7	2:06.587	8
2:07.377	9	2:05.602	10	2:05.623	11	2:06.198	12								
36		Staes Erik													
2:29.931	1	3:24.941	pit												
37		Bäurle													
2:42.074	1	2:31.494	2	2:28.745	3	2:24.601	4	2:26.351	5	2:26.152	6	2:26.662	7	2:24.737	8
2:23.674	9	2:21.386	10	2:23.858	11										

R7 - Grand Prix Cars '65 - front engine

Lap by Lap Race 1

No		Entrant		Driver	
56					
Baker Brad					
2:21.280	1	2:08.626	2	2:07.872	3
2:08.443	4	2:09.649	5	2:08.791	6
2:09.985	7	2:09.665	8		
2:22.468	9	2:10.350	10	2:11.314	11
2:10.492	12				
77					
Owen Geraint					
2:22.720	1	2:11.561	2	2:10.718	3
2:12.066	4	2:10.622	5	2:11.650	6
2:12.513	7	2:10.859	8		
2:11.212	9	2:09.917	10	2:13.424	11
2:36.651	12				
248					
Lehr Klaus					
2:25.973	1	2:11.185	2	2:11.027	3
2:11.557	4	2:13.640	5	2:11.879	6
2:11.444	7	2:09.940	8		
2:10.456	9	2:13.296	10	2:11.337	11
2:10.049	12				

R7 - Grand Prix Cars '65 - front engine
Sector-Times Race 1
2 Jolley
theoretical besttime: 2:07.432

Lap	Time	S1	S2	S3	Lap	Time	S1	S2	S3
1	2:21.917	1:03.069	54.781	24.067	7	2:10.887	51.067	53.635	26.185
2	2:09.863	52.284	53.801	23.778	8	2:10.389	51.964	53.980	24.445
3	2:08.579	51.009	53.564	24.006	9	2:09.609	51.424	54.285	23.900
4	2:08.180	50.436	53.251	24.493	10	2:09.565	51.354	54.234	23.977
5	2:08.238	50.981	53.512	23.745	11	2:09.406	50.842	53.719	24.845
6	2:08.528	51.260	53.425	23.843	12	2:11.323	51.137	55.691	24.495

4 Otto
theoretical besttime: 2:06.237

Lap	Time	S1	S2	S3	Lap	Time	S1	S2	S3
1	2:20.492				7	2:08.222	50.501	53.289	24.432
2	2:08.569	51.038	54.041	23.490	8	2:09.499	51.630	54.294	23.575
3	2:07.812	50.880	53.507	23.425	9	2:07.174	50.453	53.114	23.607
4	2:08.315	51.047	52.990	24.278	10	2:07.215	50.380	53.412	23.423
5	2:07.514	50.374	53.618	23.522	11	2:06.434	49.824	53.028	23.582
6	2:07.822	50.800	53.339	23.683	12	2:08.555	50.129	54.780	23.646

6 Rettenmaier
theoretical besttime: 2:28.548

Lap	Time	S1	S2	S3	Lap	Time	S1	S2	S3
1	2:41.657	1:11.367	1:02.922	27.368	7	2:33.833	1:00.159	1:05.008	28.666
2	2:31.125	1:00.355	1:03.597	27.173	8	2:31.907	1:01.413	1:02.942	27.552
3	2:29.473	59.683	1:02.522	27.268	9	2:31.272	1:00.006	1:03.717	27.549
4	2:29.713	59.027	1:03.399	27.287	10	2:30.393	59.739	1:03.128	27.526
5	2:28.718	59.120	1:02.599	26.999	11	2:30.331	59.518	1:02.879	27.934
6	2:32.210	59.715	1:03.938	28.557					

11 Rettenmaier
theoretical besttime: 2:24.755

Lap	Time	S1	S2	S3	Lap	Time	S1	S2	S3
1	2:41.000	1:10.606	1:02.226	28.168	4	2:27.631	59.123	1:01.674	26.834
2	2:33.063	1:02.381	1:02.572	28.110	5	2:24.755	57.423	1:00.810	26.522
3	2:28.657	59.272	1:02.144	27.241					

19 Grant
theoretical besttime: 2:13.040

Lap	Time	S1	S2	S3	Lap	Time	S1	S2	S3
1	2:29.042	1:06.403	57.594	25.045	7	2:15.217	54.448	56.321	24.448
2	2:16.210	54.581	56.775	24.854	8	2:15.394	54.487	55.665	25.242
3	2:14.813	54.315	55.969	24.529	9	2:15.650	54.852	56.140	24.658
4	2:15.165	54.144	56.142	24.879	10	2:14.556	54.545	55.872	24.139
5	2:15.052	54.057	56.647	24.348	11	2:13.204	53.569	55.332	24.303
6	2:14.087	53.612	55.948	24.527	12	2:16.150	54.636	56.567	24.947

21 Nuthall
theoretical besttime: 2:12.418

Lap	Time	S1	S2	S3	Lap	Time	S1	S2	S3
1	2:35.019	1:12.637	57.234	25.148	7	2:15.366	53.891	56.790	24.685
2	2:17.492	56.251	56.653	24.588	8	2:16.604	54.174	56.992	25.438
3	2:12.418	52.402	55.881	24.135	9	2:14.593	53.053	56.541	24.999
4	2:14.597	53.018	56.538	25.041	10	2:15.510	53.161	56.759	25.590
5	2:16.615	54.131	57.244	25.240	11	2:15.072	53.910	56.299	24.863
6	2:15.844	53.799	56.915	25.130	12	2:14.808	53.444	56.276	25.088

R7 - Grand Prix Cars '65 - front engine

Sector-Times Race 1

22 Gillett

theoretical besttime: **2:48.905**

Lap	Time	S1	S2	S3	Lap	Time	S1	S2	S3
1	3:02.731	1:19.494	1:12.025	31.212	6	2:55.379	1:08.449	1:13.562	33.368
2	2:53.406	1:09.187	1:13.205	31.014	7	2:53.799	1:08.446	1:13.558	31.795
3	2:53.366	1:09.021	1:12.895	31.450	8	2:50.614	1:08.668	1:11.061	30.885
4	2:51.444	1:07.036	1:13.339	31.069	9	2:51.303	1:08.642	1:11.853	30.808
5	2:52.037	1:08.136	1:12.646	31.255					

27 Rettenmaier

theoretical besttime: **2:28.473**

Lap	Time	S1	S2	S3	Lap	Time	S1	S2	S3
1	2:50.795	1:17.137	1:04.913	28.745	7	2:32.811	1:01.659	1:03.258	27.894
2	2:33.874	1:02.072	1:03.733	28.069	8	2:28.809	58.681	1:02.300	27.828
3	2:30.584	59.474	1:03.494	27.616	9	2:30.110	58.557	1:03.860	27.693
4	2:31.028	1:00.266	1:02.691	28.071	10	2:30.128	59.072	1:02.817	28.239
5	2:30.923	59.629	1:03.574	27.720	11	2:39.727	1:01.819	1:07.376	30.532
6	2:33.406	1:03.024	1:02.400	27.982					

28 McGuire

theoretical besttime:

Lap	Time	S1	S2	S3	Lap	Time	S1	S2	S3
1	2:36.145				7	2:08.637			
2	2:14.762				8	2:08.375			
3	2:12.272				9	2:09.690			
4	2:12.587				10	2:09.756			
5	2:10.795				11	2:09.452			
6	2:10.148				12	2:10.165			

30 Shaw

theoretical besttime: **2:04.213**

Lap	Time	S1	S2	S3	Lap	Time	S1	S2	S3
1	2:20.549	1:01.194	55.186	24.169	7	2:07.723	51.519	52.352	23.852
2	2:11.599	52.975	54.458	24.166	8	2:05.651	50.698	52.250	22.703
3	2:08.282	51.417	53.456	23.409	9	2:05.835	50.240	53.048	22.547
4	2:07.357	51.629	52.600	23.128	10	2:04.424	49.716	52.183	22.525
5	2:07.278	50.729	53.240	23.309	11	2:04.246	49.700	51.988	22.558
6	2:06.043	50.536	52.699	22.808	12	2:05.446	50.256	52.536	22.654

32 Plante

theoretical besttime: **2:14.281**

Lap	Time	S1	S2	S3	Lap	Time	S1	S2	S3
1	2:28.447	1:05.903	57.576	24.968	7	2:15.465	53.678	56.662	25.125
2	2:17.252	55.031	57.524	24.697	8	2:15.865	54.079	56.728	25.058
3	2:16.364	54.841	56.474	25.049	9	2:15.155	53.319	56.890	24.946
4	2:16.523	54.024	57.163	25.336	10	2:15.398	53.575	56.682	25.141
5	2:16.176	53.738	57.278	25.160	11	2:15.555	53.882	56.626	25.047
6	2:16.373	53.734	57.286	25.353	12	2:15.170	53.374	56.265	25.531

33 Phillips

theoretical besttime:

Lap	Time	S1	S2	S3	Lap	Time	S1	S2	S3
1	2:30.324	1:08.167	57.171	24.986					

R7 - Grand Prix Cars '65 - front engine
Sector-Times Race 1
34 Spiers
theoretical besttime: 2:05.495

Lap	Time	S1	S2	S3	Lap	Time	S1	S2	S3
1	2:18.112	1:00.868	53.519	23.725	7	2:08.083	50.225	54.218	23.640
2	2:09.560	51.698	54.046	23.816	8	2:06.587	50.353	53.060	23.174
3	2:08.484	51.076	53.827	23.581	9	2:07.377	50.334	53.718	23.325
4	2:08.825	50.982	52.987	24.856	10	2:05.602	49.833	52.781	22.988
5	2:07.266	50.400	53.404	23.462	11	2:05.623	49.961	52.731	22.931
6	2:07.162	50.717	53.244	23.201	12	2:06.198	50.093	52.938	23.167

36 Staes
theoretical besttime: 2:48.349

Lap	Time	S1	S2	S3	Lap	Time	S1	S2	S3
1	2:29.931	1:07.298	57.496	25.137	2	3:24.941	1:25.716	1:17.980	

37 Bäurle
theoretical besttime: 2:21.386

Lap	Time	S1	S2	S3	Lap	Time	S1	S2	S3
1	2:42.074	1:12.088	1:03.027	26.959	7	2:26.662	57.102	1:02.325	27.235
2	2:31.494	1:00.332	1:03.803	27.359	8	2:24.737	56.759	1:01.133	26.845
3	2:28.745	59.369	1:02.281	27.095	9	2:23.674	56.794	1:00.288	26.592
4	2:24.601	56.901	1:01.276	26.424	10	2:21.386	55.611	59.507	26.268
5	2:26.351	57.972	1:01.516	26.863	11	2:23.858	56.552	59.895	27.411
6	2:26.152	57.474	1:01.411	27.267					

56 Baker
theoretical besttime: 2:07.501

Lap	Time	S1	S2	S3	Lap	Time	S1	S2	S3
1	2:21.280	1:02.601	54.536	24.143	7	2:09.985	52.550	54.016	23.419
2	2:08.626	51.114	53.764	23.748	8	2:09.665	50.981	53.892	24.792
3	2:07.872	50.598	53.839	23.435	9	2:22.468	1:02.933	55.744	23.791
4	2:08.443	50.943	53.757	23.743	10	2:10.350	51.911	54.591	23.848
5	2:09.649	51.153	54.258	24.238	11	2:11.314	52.157	55.116	24.041
6	2:08.791	51.649	53.484	23.658	12	2:10.492	51.956	54.476	24.060

77 Owen
theoretical besttime: 2:09.346

Lap	Time	S1	S2	S3	Lap	Time	S1	S2	S3
1	2:22.720	1:04.042	54.788	23.890	7	2:12.513	52.103	55.928	24.482
2	2:11.561	52.312	55.183	24.066	8	2:10.859	51.531	54.891	24.437
3	2:10.718	51.873	54.603	24.242	9	2:11.212	52.059	55.090	24.063
4	2:12.066	51.986	55.747	24.333	10	2:09.917	51.436	54.284	24.197
5	2:10.622	51.427	54.876	24.319	11	2:13.424	51.172	54.963	27.289
6	2:11.650	51.983	55.127	24.540	12	2:36.651	59.364	1:08.100	29.187




248 Lehr
theoretical besttime: 2:09.186

Lap	Time	S1	S2	S3	Lap	Time	S1	S2	S3
1	2:25.973	1:04.749	56.344	24.880	7	2:11.444	52.180	55.073	24.191
2	2:11.185	52.252	54.677	24.256	8	2:09.940	51.650	54.267	24.023
3	2:11.027	52.056	54.661	24.310	9	2:10.456	51.688	54.396	24.372
4	2:11.557	52.728	54.811	24.018	10	2:13.296	51.012	57.554	24.730
5	2:13.640	52.282	57.007	24.351	11	2:11.337	52.739	54.691	23.907
6	2:11.879	51.823	55.946	24.110	12	2:10.049	51.737	54.283	24.029

Starting Grid R8 Race - Amended

Starting Group: Rear

13 Streminski Emeryson F1	9	
45 Ciers Cooper T45	8	10 Nuthall Cooper T53
91 Huez Cooper T51	7	92 Banham Cooper T45
136 Staes Lotus 18/21 P2	6	44 Bergs Lotus 18 908
66 Hoole Cooper T66 F1	5	87 Lees Cooper T53
75 Morton Lotus 21 939/952	4	9 Daniell Cooper T45
14 Wilson Cooper T60	3	7 Blee Brabham BT7A
99 Shaw Lotus 21 937	2	50 Buhofer BRM P261-2
12 Friedrichs Cooper T53	1	63 Kuiper Brabham BT4

Steward:  Harry Stüber	Steward:  Frank Küper	Steward:  Ingo Güß	Publication Time: 12.8.2023
---	--	--	------------------------------------

11. - 13. August 2023 / Nürburgring, 4638 m

DMSB Reg.-No.: R-13897/23

R8 - Grand Prix Cars '65 - rear engine

Final Result Race

Started: 17




Classified: 14

Not Classified: 3

Not Started: 0

Pos.	No.	Cl.	Entrant Team Driver, City, Nation, Licence	Car Sponsor-Card	Laps	Total time Intervall	GAP	Fastest Lap Average total	in Lap
1	99	10a	Mark Shaw, GBR	Lotus 21 937	13	26:54.358		2:00.637 134.455 kph	6
2	10	7b	Nuthall Will, GBR	Cooper T53	13	26:54.654 00.296	+00.296	1:57.652 134.430 kph	12
3	50	11	Buhofer Philipp, CHE	BRM P261-2	13	26:56.619 02.261	+01.965	2:01.073 134.267 kph	10
4	87	7b	Lees Tony, GBR	Cooper T53	13	27:53.107 58.749	+56.488	2:01.762 129.734 kph	12
5	7	12	Blees Max, DEU	Brabham BT7A	13	27:53.451 59.093	+00.344	2:02.297 129.707 kph	12
6	75	10a	Morton Alex, GBR	Lotus 21 939/952	13	27:54.104 59.746	+00.653	2:03.349 129.656 kph	10
7	66	11	Hoole Sid, GBR	Cooper T66 F1	13	28:16.751 1:22.393	+22.647	2:04.417 127.926 kph	8
8	9	9	Daniell Mark, GBR	Cooper T45	13	28:30.473 1:36.115	+13.722	2:06.364 126.900 kph	9
9	136	10a	Staes Erik	Lotus 18/21 P2	13	28:50.372 1:56.014	+19.899	2:08.167 125.440 kph	6
10	14	11	Richard Wilson, GBR	Cooper T60	12	25:57.237 1 Runde	+1 Runde	2:04.267 128.665 kph	10
11	44	10a	Bergs Klaus, DEU	Lotus 18 908	12	27:00.886 1 Runde	+1:03.649	2:10.656 123.612 kph	6
12	92	7c	Banham Stephen, GBR	Cooper T45	12	27:50.737 1 Runde	+49.851	2:16.131 119.924 kph	5
13	45	7c	Ciers Hans	Cooper T45	12	29:22.844 1 Runde	+1:32.107	2:21.398 113.658 kph	7
14	91	7b	Oliver Huez, FRA	Cooper T51	9	20:28.384 4 Runden	+3 Runden	2:10.322 122.332 kph	7
DNC									
	63	12	Kuiper Michel	Brabham BT4	3	6:10.723 10 Runden		2:01.100 135.115 kph	2
	12	7b	Friedrichs Rudi, DEU	Cooper T53	1	2:05.531 12 Runden		2:05.531 133.009 kph	1
	13	7c	Streminski Albert, DEU	Emeryson F1	1	2:50.051 12 Runden		00.000 98.187 kph	

Fastest Lap: Str.-Nr.:10, Nuthall Will, 1:57.652 = 141.917 kph

Steward:  Harry Stüber	Steward:  Frank Küper	Steward:  Ingo Gütz	Publication Time: 12.8.2023
---	--	---	------------------------------------

DNC = Did not classify | DNS = Did not start | DNF = Did not finish | DSQ = Disqualification

R8 - Grand Prix Cars '65 - rear engine

Provisional Result Race 1 by class



Pos.	No.	Cl.	Entrant / Team Driver, City, Nation, Licence	Car Sponsor-Card	Laps	Total time Intervall	GAP	Fastest Lap Average total	in Lap
Class: 9									
Started: 1 Classified: 1 Not Classified: 0 Not Started: 0									
1	9	9	Daniell Mark, GBR	Cooper T45	13	28:30.473		2:06.364 126.900 kph	9
Class: 11									
Started: 3 Classified: 3 Not Classified: 0 Not Started: 0									
1	50	11	Buhofer Philipp, CHE	BRM P261-2	13	26:56.619		2:01.073 134.267 kph	10
2	66	11	Hoole Sid, GBR	Cooper T66 F1	13	28:16.751 1:20.132	+1:20.132	127.926 kph	8
3	14	11	Richard Wilson, GBR	Cooper T60	12	25:57.237 1 Rd.	1 Rd.	2:04.267 128.665 kph	10
Class: 12									
Started: 2 Classified: 1 Not Classified: 1 Not Started: 0									
1	7	12	Blees Max, DEU	Brabham BT7A	13	27:53.451		2:02.297 129.707 kph	12
DNC									
	63	12	Kuiper Michel	Brabham BT4	3	6:10.723 10 Rd.	10 Rd.	2:01.100 135.115 kph	2
Class: 10a									
Started: 4 Classified: 4 Not Classified: 0 Not Started: 0									
1	99	10a	Mark Shaw, GBR	Lotus 21 937	13	26:54.358		2:00.637 134.455 kph	6
2	75	10a	Morton Alex, GBR	Lotus 21 939/952	13	27:54.104 59.746	+59.746	129.656 kph	10
3	136	10a	Staes Erik	Lotus 18/21 P2	13	28:50.372 1:56.014	+56.268	125.440 kph	6
4	44	10a	Bergs Klaus, DEU	Lotus 18 908	12	27:00.886 1 Rd.	1 Rd.	2:10.656 123.612 kph	6
Class: 7b									
Started: 4 Classified: 3 Not Classified: 1 Not Started: 0									
1	10	7b	Nuthall Will, GBR	Cooper T53	13	26:54.654		1:57.652 134.430 kph	12
2	87	7b	Lees Tony, GBR	Cooper T53	13	27:53.107 58.453	+58.453	129.734 kph	12
3	91	7b	Oliver Huez, FRA	Cooper T51	9	20:28.384 4 Rd.	4 Rd.	2:10.322 122.332 kph	7
DNC									
	12	7b	Friedrichs Rudi, DEU	Cooper T53	1	2:05.531 12 Rd.	8 Rd.	2:05.531 133.009 kph	1
Class: 7c									
Started: 3 Classified: 2 Not Classified: 1 Not Started: 0									
1	92	7c	Banham Stephen, GBR	Cooper T45	12	27:50.737		2:16.131 119.924 kph	5

R8 - Grand Prix Cars '65 - rear engine

Provisional Result Race 1 by class

Pos.	No.	Cl.	Entrant / Team Driver, City, Nation, Licence	Car Sponsor-Card	Laps	Total time Intervall	GAP	Fastest Lap Average total	in Lap
2	45	7c	Ciers Hans	Cooper T45	12	29:22.844 1:32.107	+1:32.107	2:21.398 113.658 kph	7
DNC									
	13	7c	Streminski Albert, DEU	Emeryson F1	1	2:50.051 11 Rd.	11 Rd.	00.000 98.187 kph	

Fastest Lap (in class): Str.-No.:92, Banham Stephen, 2:16.131 = 122.652 kph

Race Director: 	Chief Timekeeper  Thomas Kröner	Publication Time: 12.8.2023
---	--	------------------------------------

DNC = Did not classify | DNS = Did not start | DNF = Did not finish | DSQ = Disqualification

Subject to final scrutineering!



R8 - Grand Prix Cars '65 - rear engine

Lap by Lap Race 1

No		Entrant										Driver			
7		Blees Max													
2:13.367	1	2:06.111	2	2:03.516	3	2:50.340	4	2:04.395	5	2:06.195	6	2:02.514	7	2:03.216	8
2:02.934	9	2:05.154	10	2:02.605	11	2:02.297	12	2:10.807	13						
9		Daniell Mark													
2:17.798	1	2:07.840	2	2:08.130	3	2:45.181	4	2:06.418	5	2:06.581	6	2:06.515	7	2:06.466	8
2:06.364	9	2:06.649	10	2:09.818	11	2:10.029	12	2:12.684	13						
10		Nuthall Will													
2:17.739	1	2:00.680	2	1:58.981	3	2:54.221	4	1:59.381	5	1:57.733	6	1:57.811	7	1:58.246	8
1:58.169	9	1:57.736	10	1:58.063	11	1:57.652	12	1:58.242	13						
12		Friedrichs Rudi													
2:05.531	1														
13		Streminski Albert													
2:50.051	pit														
14		Richard Wilson													
2:12.912	1	2:06.440	2	2:06.293	3	2:50.627	4	2:04.843	5	2:04.439	6	2:05.796	7	2:05.188	8
2:05.004	9	2:04.267	10	2:05.415	11	2:06.013	12								
44		Bergs Klaus													
2:26.254	1	2:12.572	2	2:13.635	3	2:34.551	4	2:11.314	5	2:10.656	6	2:11.352	7	2:11.582	8
2:12.137	9	2:10.708	10	2:12.681	11	2:13.444	12								
45		Ciers Hans													
2:34.063	1	2:25.858	2	2:27.057	3	2:28.834	4	2:22.997	5	2:21.627	6	2:21.398	7	2:21.479	8
2:22.393	9	2:24.582	10	2:33.188	11	2:39.368	12								
50		Buhofer Philipp													
2:10.122	1	2:01.663	2	2:02.010	3	2:23.525	4	2:08.159	5	2:01.124	6	2:02.213	7	2:01.086	8
2:01.216	9	2:01.073	10	2:01.438	11	2:01.289	12	2:01.701	13						
63		Kuiper Michel													
2:07.664	1	2:01.100	2	2:01.959	3										
66		Hoole Sid													
2:16.194	1	2:06.344	2	2:05.565	3	2:49.486	4	2:06.307	5	2:04.712	6	2:04.783	7	2:04.417	8
2:04.576	9	2:04.593	10	2:05.479	11	2:05.264	12	2:19.031	13						
75		Morton Alex													
2:14.366	1	2:06.551	2	2:05.070	3	2:50.318	4	2:05.200	5	2:04.224	6	2:04.526	7	2:04.200	8
2:03.837	9	2:03.349	10	2:04.556	11	2:03.896	12	2:04.011	13						
87		Lees Tony													
2:16.393	1	2:04.241	2	2:03.983	3	2:50.021	4	2:03.774	5	2:05.006	6	2:03.867	7	2:03.931	8
2:02.320	9	2:03.933	10	2:03.897	11	2:01.762	12	2:09.979	13						
91		Oliver Huez													
2:25.430	1	2:11.758	2	2:13.341	3	2:34.978	4	2:10.419	5	2:10.416	6	2:10.322	7	2:13.076	8
2:18.644	9														
92		Banham Stephen													
2:27.757	1	2:17.521	2	2:19.523	3	2:24.193	4	2:16.131	5	2:17.084	6	2:17.423	7	2:17.476	8
2:18.306	9	2:18.768	10	2:17.669	11	2:18.886	12								

R8 - Grand Prix Cars '65 - rear engine

Lap by Lap Race 1

No		Entrant		Driver											
99		Mark Shaw													
2:08.446	1	2:01.285	2	2:01.798	3	2:24.939	4	2:08.015	5	2:00.637	6	2:02.839	7	2:00.694	8
2:00.853	9	2:00.860	10	2:00.953	11	2:00.756	12	2:02.283	13						
136		Staes Erik													
2:20.924	1	2:09.989	2	2:12.682	3	2:37.265	4	2:08.376	5	2:08.167	6	2:10.479	7	2:09.258	8
2:09.972	9	2:08.748	10	2:11.259	11	2:11.918	12	2:11.335	13						

R8 - Grand Prix Cars '65 - rear engine

Sector-Times Race 1

7 Blees

theoretical besttime: 2:01.606

Lap	Time	S1	S2	S3	Lap	Time	S1	S2	S3
1	2:13.367			22.330	8	2:03.216	49.276	51.334	22.606
2	2:06.111	49.911	53.742	22.458	9	2:02.934	48.970	51.648	22.316
3	2:03.516	49.201	51.678	22.637	10	2:05.154	48.472	53.524	23.158
4	2:50.340	1:02.988	1:15.550	31.802	11	2:02.605	49.262	51.356	21.987
5	2:04.395	49.787	52.305	22.303	12	2:02.297	48.951	51.194	22.152
6	2:06.195	49.855	52.601	23.739	13	2:10.807	54.976	52.716	23.115
7	2:02.514	48.425	51.690	22.399					

9 Daniell

theoretical besttime: 2:05.916

Lap	Time	S1	S2	S3	Lap	Time	S1	S2	S3
1	2:17.798			23.165	8	2:06.466	50.272	53.107	23.087
2	2:07.840	50.982	53.747	23.111	9	2:06.364	50.279	53.073	23.012
3	2:08.130	50.662	53.420	24.048	10	2:06.649	50.626	52.998	23.025
4	2:45.181	1:02.021	1:12.711	30.449	11	2:09.818	52.107	53.845	23.866
5	2:06.418	50.485	52.689	23.244	12	2:10.029	51.703	54.441	23.885
6	2:06.581	50.215	53.130	23.236	13	2:12.684	53.146	55.925	23.613
7	2:06.515	50.274	53.122	23.119					

10 Nuthall

theoretical besttime: 1:57.329

Lap	Time	S1	S2	S3	Lap	Time	S1	S2	S3
1	2:17.739			22.266	8	1:58.246	47.084	49.586	21.576
2	2:00.680	48.210	50.625	21.845	9	1:58.169	47.366	49.268	21.535
3	1:58.981	47.323	49.552	22.106	10	1:57.736	46.874	49.375	21.487
4	2:54.221	1:01.495	1:21.071	31.655	11	1:58.063	47.256	49.246	21.561
5	1:59.381	48.177	49.434	21.770	12	1:57.652	47.021	49.322	21.309
6	1:57.733	46.774	49.328	21.631	13	1:58.242	46.987	49.921	21.334
7	1:57.811	46.937	49.425	21.449					

12 Friedrichs

theoretical besttime:

Lap	Time	S1	S2	S3	Lap	Time	S1	S2	S3
1	2:05.531			21.909					

13 Streminski

theoretical besttime:

Lap	Time	S1	S2	S3	Lap	Time	S1	S2	S3
1	2:50.051								

14 Richard

theoretical besttime: 2:03.819

Lap	Time	S1	S2	S3	Lap	Time	S1	S2	S3
1	2:12.912			22.597	7	2:05.796	50.630	52.699	22.467
2	2:06.440	50.161	53.621	22.658	8	2:05.188	50.577	52.205	22.406
3	2:06.293	50.067	53.506	22.720	9	2:05.004	49.651	52.833	22.520
4	2:50.627	1:03.849	1:15.823	30.955	10	2:04.267	49.452	52.366	22.449
5	2:04.843	49.865	52.492	22.486	11	2:05.415	50.126	52.965	22.324
6	2:04.439	49.445	52.050	22.944	12	2:06.013	49.686	53.170	23.157

R8 - Grand Prix Cars '65 - rear engine
Sector-Times Race 1
44 Bergs
theoretical besttime: 2:10.202

Lap	Time	S1	S2	S3	Lap	Time	S1	S2	S3
1	2:26.254			23.963	7	2:11.352	52.196	54.648	24.508
2	2:12.572	52.722	55.423	24.427	8	2:11.582	51.806	54.813	24.963
3	2:13.635	52.527	54.808	26.300	9	2:12.137	52.693	54.874	24.570
4	2:34.551	1:02.060	1:05.229	27.262	10	2:10.708	52.052	54.589	24.067
5	2:11.314	52.421	54.872	24.021	11	2:12.681	53.633	54.726	24.322
6	2:10.656	51.837	54.433	24.386	12	2:13.444	54.323	54.889	24.232

45 Ciers
theoretical besttime: 2:20.037

Lap	Time	S1	S2	S3	Lap	Time	S1	S2	S3
1	2:34.063			26.474	7	2:21.398	55.588	1:00.128	25.682
2	2:25.858	57.242	59.819	28.797	8	2:21.479	56.960	58.767	25.752
3	2:27.057	56.610	1:01.006	29.441	9	2:22.393	56.211	59.861	26.321
4	2:28.834	1:00.241	1:01.835	26.758	10	2:24.582	57.246	1:00.662	26.674
5	2:22.997	57.417	59.715	25.865	11	2:33.188	1:00.548	1:03.612	29.028
6	2:21.627	56.947	58.976	25.704	12	2:39.368	1:06.318	1:04.587	28.463

50 Buhofer
theoretical besttime: 2:00.396

Lap	Time	S1	S2	S3	Lap	Time	S1	S2	S3
1	2:10.122			22.257	8	2:01.086	48.136	50.893	22.057
2	2:01.663	48.636	51.104	21.923	9	2:01.216	48.559	50.648	22.009
3	2:02.010	48.393	50.976	22.641	10	2:01.073	48.277	50.566	22.230
4	2:23.525	55.463	1:01.979	26.083	11	2:01.438	48.393	51.004	22.041
5	2:08.159	55.136	50.872	22.151	12	2:01.289	48.872	50.612	21.805
6	2:01.124	48.590	50.820	21.714	13	2:01.701	48.116	51.708	21.877
7	2:02.213	48.442	51.521	22.250					

63 Kuiper
theoretical besttime: 2:00.687

Lap	Time	S1	S2	S3	Lap	Time	S1	S2	S3
1	2:07.664			22.340	3	2:01.959	48.008	50.980	22.971
2	2:01.100	47.829	51.393	21.878					

66 Hoole
theoretical besttime: 2:04.024

Lap	Time	S1	S2	S3	Lap	Time	S1	S2	S3
1	2:16.194			23.083	8	2:04.417	49.210	52.542	22.665
2	2:06.344	50.256	53.283	22.805	9	2:04.576	49.013	52.426	23.137
3	2:05.565	49.235	52.963	23.367	10	2:04.593	49.405	52.399	22.789
4	2:49.486	1:03.280	1:15.683	30.523	11	2:05.479	50.150	52.346	22.983
5	2:06.307	50.393	52.610	23.304	12	2:05.264	49.677	52.670	22.917
6	2:04.712	49.130	52.488	23.094	13	2:19.031	59.216	55.837	23.978
7	2:04.783	49.204	52.652	22.927					

R8 - Grand Prix Cars '65 - rear engine
Sector-Times Race 1
75 Morton
theoretical besttime: 2:03.179

Lap	Time	S1	S2	S3	Lap	Time	S1	S2	S3
1	2:14.366			22.758	8	2:04.200	50.226	51.655	22.319
2	2:06.551	51.051	52.323	23.177	9	2:03.837	49.673	51.677	22.487
3	2:05.070	50.240	52.111	22.719	10	2:03.349	49.581	51.463	22.305
4	2:50.318	1:04.096	1:15.962	30.260	11	2:04.556	50.650	51.411	22.495
5	2:05.200	50.304	52.627	22.269	12	2:03.896	49.532	51.732	22.632
6	2:04.224	49.520	51.711	22.993	13	2:04.011	50.304	51.390	22.317
7	2:04.526	49.928	51.985	22.613					

87 Lees
theoretical besttime: 2:01.235

Lap	Time	S1	S2	S3	Lap	Time	S1	S2	S3
1	2:16.393			23.029	8	2:03.931	48.672	52.345	22.914
2	2:04.241	48.521	52.550	23.170	9	2:02.320	47.814	51.662	22.844
3	2:03.983	48.678	51.586	23.719	10	2:03.933	47.901	52.925	23.107
4	2:50.021	1:03.611	1:15.469	30.941	11	2:03.897	49.089	52.136	22.672
5	2:03.774	48.385	52.624	22.765	12	2:01.762	48.341	51.109	22.312
6	2:05.006	48.745	52.905	23.356	13	2:09.979	54.162	52.824	22.993
7	2:03.867	48.195	52.769	22.903					

91 Oliver
theoretical besttime: 2:08.782

Lap	Time	S1	S2	S3	Lap	Time	S1	S2	S3
1	2:25.430			24.635	6	2:10.416	50.826	54.691	24.899
2	2:11.758	52.042	55.102	24.614	7	2:10.322	51.109	54.687	24.526
3	2:13.341	52.370	54.620	26.351	8	2:13.076	51.802	53.699	27.575
4	2:34.978	1:03.241	1:05.071	26.666	9	2:18.644	54.039	59.779	24.826
5	2:10.419	51.129	55.033	24.257					

92 Banham
theoretical besttime: 2:15.680

Lap	Time	S1	S2	S3	Lap	Time	S1	S2	S3
1	2:27.757			25.201	7	2:17.423	54.344	57.641	25.438
2	2:17.521	54.790	57.548	25.183	8	2:17.476	55.151	57.124	25.201
3	2:19.523	55.566	57.221	26.736	9	2:18.306	54.542	58.190	25.574
4	2:24.193	56.541	1:00.078	27.574	10	2:18.768	55.973	57.737	25.058
5	2:16.131	54.174	56.448	25.509	11	2:17.669	55.042	57.117	25.510
6	2:17.084	54.228	57.593	25.263	12	2:18.886	55.391	57.753	25.742

99 Mark
theoretical besttime: 2:00.018

Lap	Time	S1	S2	S3	Lap	Time	S1	S2	S3
1	2:08.446			21.683	8	2:00.694	48.133	50.754	21.807
2	2:01.285	48.884	50.746	21.655	9	2:00.853	48.399	50.647	21.807
3	2:01.798	48.512	50.928	22.358	10	2:00.860	48.572	50.353	21.935
4	2:24.939	56.945	1:01.768	26.226	11	2:00.953	48.568	50.660	21.725
5	2:08.015	55.402	50.635	21.978	12	2:00.756	48.443	50.511	21.802
6	2:00.637	48.343	50.555	21.739	13	2:02.283	49.283	50.953	22.047
7	2:02.839	48.010	53.047	21.782					

R8 - Grand Prix Cars '65 - rear engine

Sector-Times Race 1

136 Staes

theoretical besttime: 2:07.670

Lap	Time	S1	S2	S3	Lap	Time	S1	S2	S3
1	2:20.924			23.790	8	2:09.258	51.478	53.930	23.850
2	2:09.989	51.579	54.364	24.046	9	2:09.972	51.106	54.830	24.036
3	2:12.682	51.730	54.833	26.119	10	2:08.748	50.889	53.896	23.963
4	2:37.265	1:00.629	1:05.610	31.026	11	2:11.259	52.702	54.506	24.051
5	2:08.376	51.206	53.627	23.543	12	2:11.918	51.938	55.508	24.472
6	2:08.167	50.997	53.238	23.932	13	2:11.335	52.038	55.139	24.158
7	2:10.479	51.313	55.050	24.116					